US007929902B1

(12) **United States Patent**
Sanders et al.

(10) **Patent No.: US 7,929,902 B1**
(45) **Date of Patent: Apr. 19, 2011**

(54) **VIRTUAL WIRELESS MULTITRACK RECORDING SYSTEM**

(75) Inventors: **Glenn Norman Sanders**, Franklin Lakes, NJ (US); **Howard Glenn Stark**, Sparta, NJ (US)

(73) Assignee: **Zaxcom, Inc.**, Pompton Plains, NJ (US)

(*) Notice: Subject to any disclaimer, the term of this patent is extended or adjusted under 35 U.S.C. 154(b) by 1135 days.

(21) Appl. No.: **11/404,735**

(22) Filed: **Apr. 14, 2006**

Related U.S. Application Data

(63) Continuation-in-part of application No. 11/181,062, filed on Jul. 14, 2005, now Pat. No. 7,711,443.

(51) **Int. Cl.**
H04H 40/00 (2008.01)
H04B 7/00 (2006.01)
H04K 11/00 (2006.01)

(52) **U.S. Cl.** **455/3.06**; 455/66.1; 455/344

(58) **Field of Classification Search** 455/3.01, 455/3.06, 66.1, 344, 412.1
See application file for complete search history.

(56) **References Cited**

U.S. PATENT DOCUMENTS

5,668,884	A *	9/1997	Clair et al.	381/82
6,678,501	B1 *	1/2004	Valeski	455/3.04
6,970,568	B1 *	11/2005	Freeman et al.	381/58
6,978,116	B2 *	12/2005	Burr et al.	455/3.02
7,120,463	B2 *	10/2006	Mathews	455/557
7,162,227	B2 *	1/2007	Howard	455/416
7,277,551	B2 *	10/2007	Miura et al.	381/98
7,295,809	B2 *	11/2007	Moore	455/41.2
7,409,064	B2 *	8/2008	Watanuki	381/74
7,440,750	B2 *	10/2008	Howard	455/416
7,451,177	B1 *	11/2008	Johnson et al.	709/203
7,711,443	B1 *	5/2010	Sanders et al.	700/94
7,751,795	B2 *	7/2010	McCarty et al.	455/402
2001/0034214	A1 *	10/2001	Koike	455/95
2002/0193066	A1 *	12/2002	Connelly	455/2.01
2005/0266801	A1 *	12/2005	Mathews	455/66.1
2006/0292980	A1 *	12/2006	Marcos Alba	455/3.06
2007/0087686	A1 *	4/2007	Holm et al.	455/3.06

* cited by examiner

Primary Examiner — Tilahun Gesesse
(74) *Attorney, Agent, or Firm* — Chipperson Law Group

(57) **ABSTRACT**

Disclosed are systems and methods for wirelessly recording multi-track audio files without the data corruption or loss of data that typically occurs with wireless data transmission. In some aspects of the present invention, each performer is equipped with a local audio device capable of locally recording the respective performer's audio while also transmitting it to a master recorder. The locally recorded audio may then be used to repair or replace any audio lost or corrupted during transmission to the master recorder. Such repair or replacement may be performed electronically or via playback of the locally recorded audio. In other aspects of the present invention, a master recorder is not required since all locally recorded audio may be combined or otherwise processed post-recording. Locally recorded audio may include identifiers to aid in post-recording identification of such audio. A multi-memory unit is also provided to facilitate manipulation and processing of audio files.

20 Claims, 13 Drawing Sheets

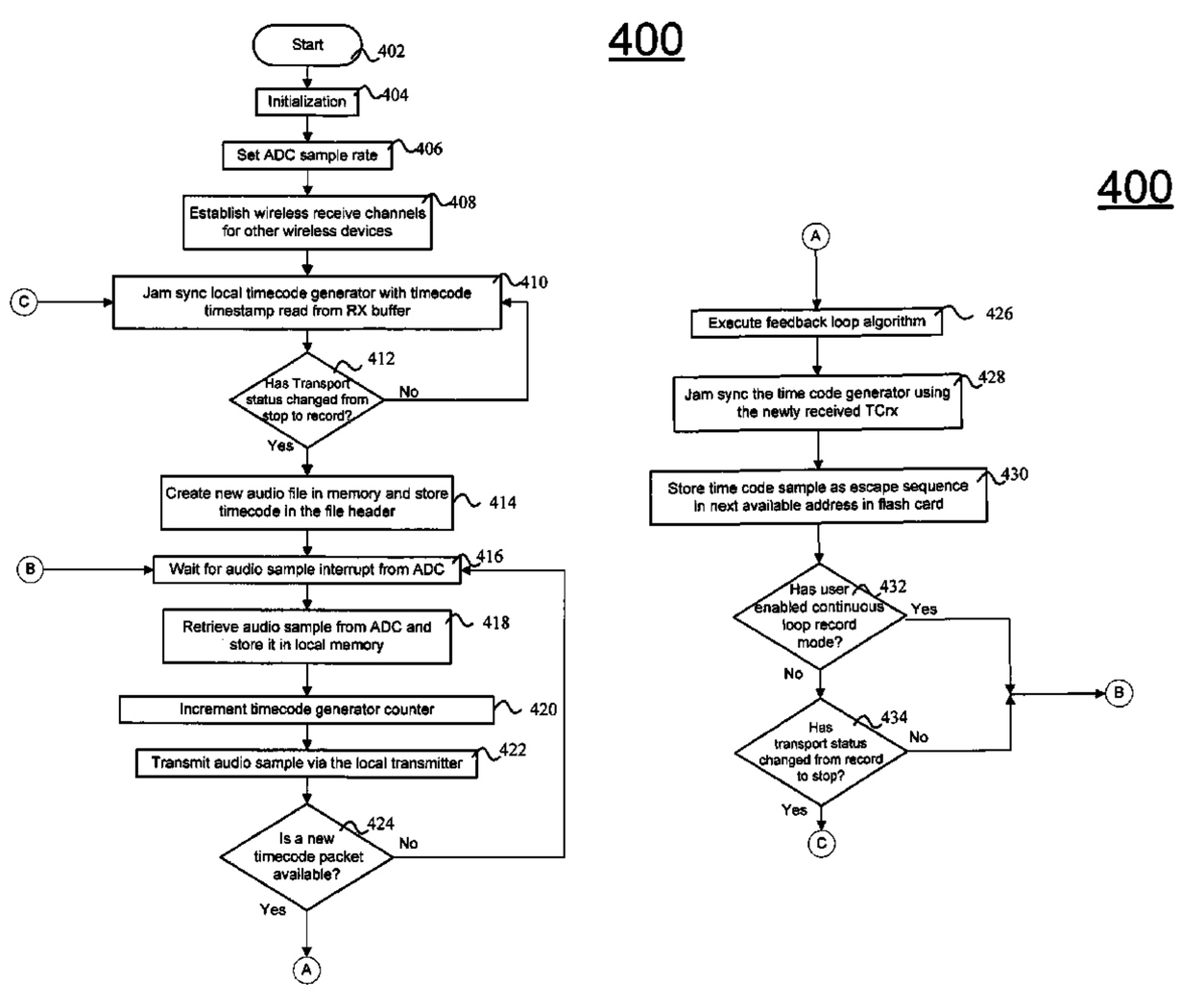

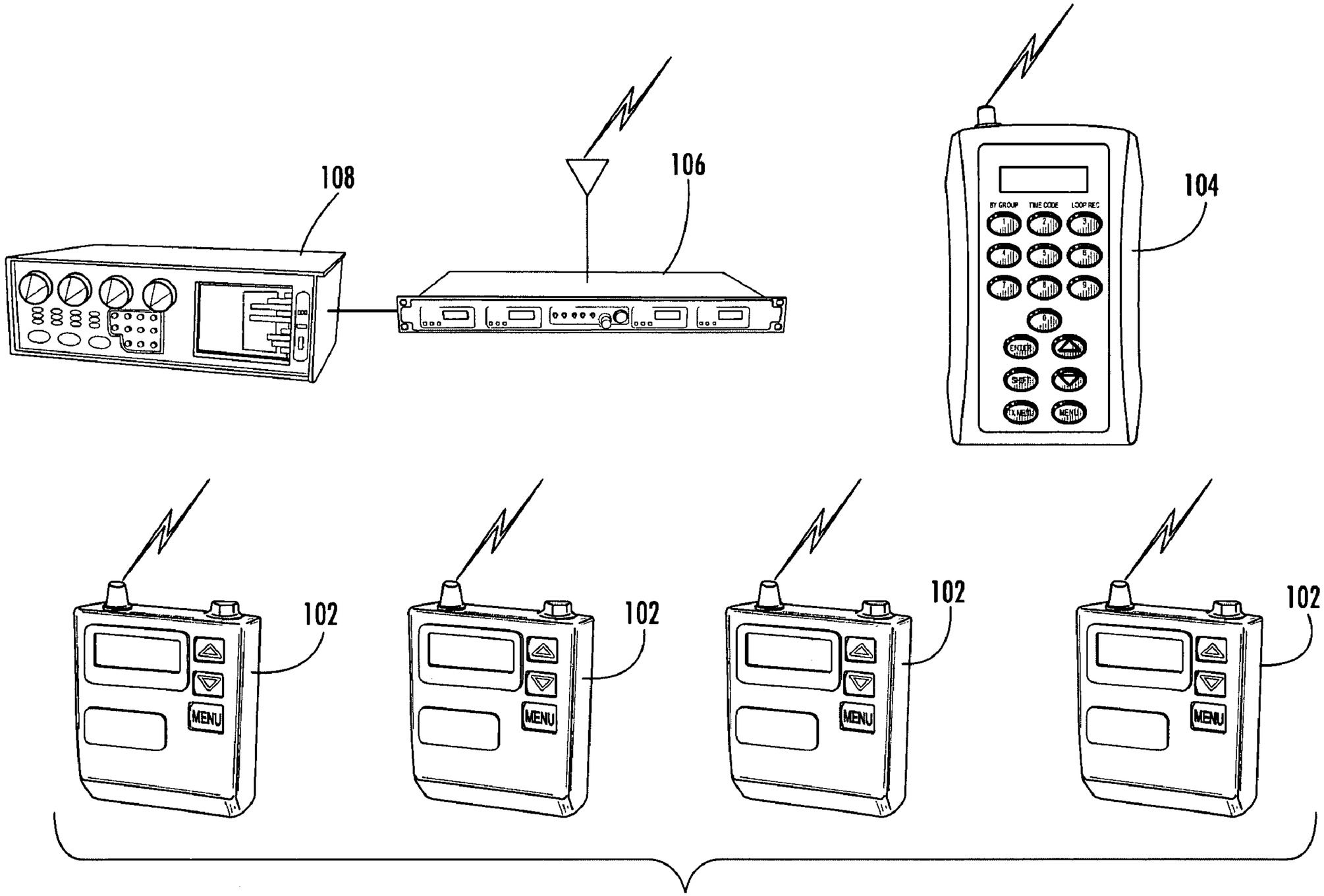
108
106
104
BY GROUP
TIME CODE
LOOP REC
ENTER
SHIFT
EX.MENU
MENU
102
102
102
102
MENU
MENU
MENU

FIG. 1

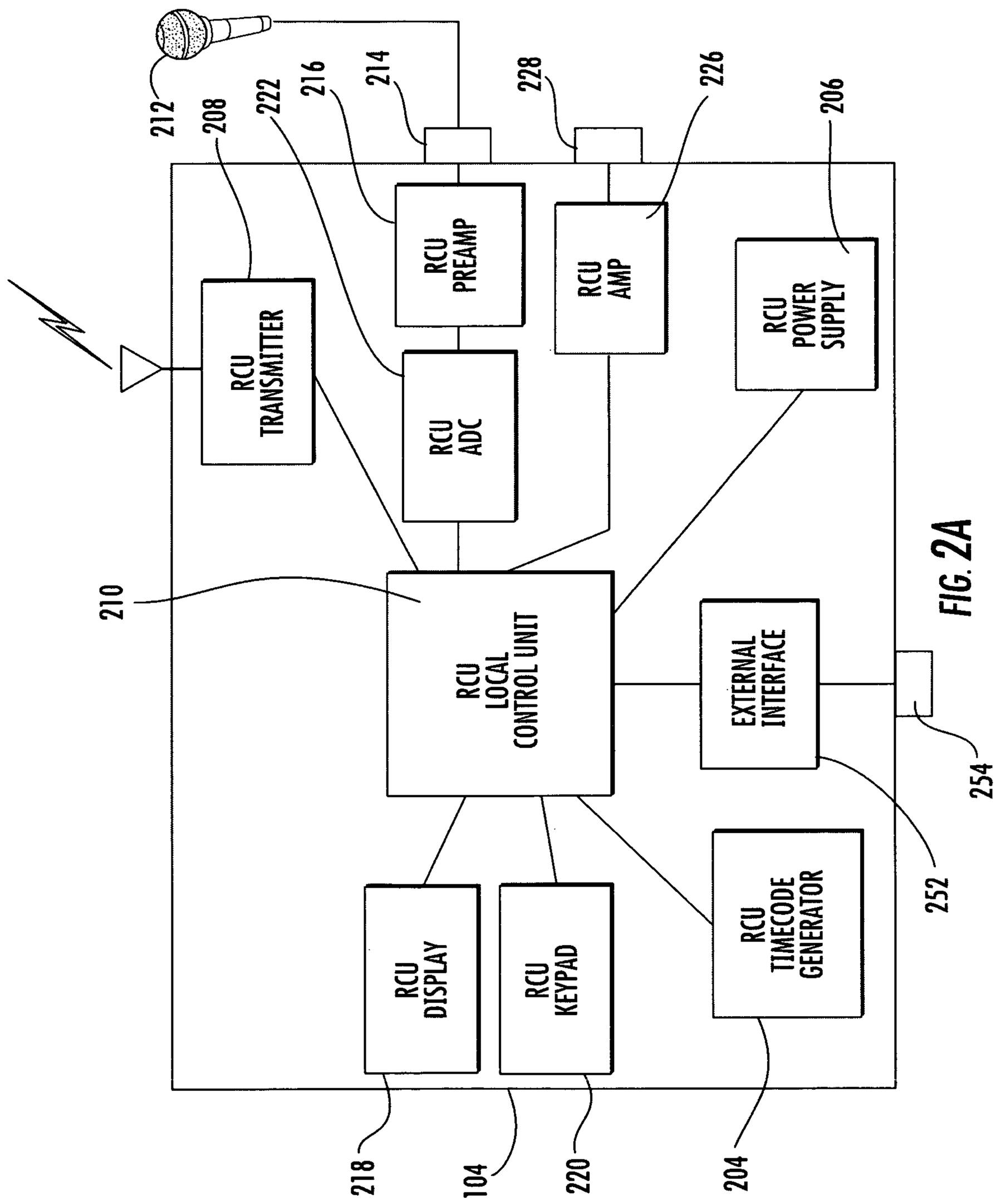
212
208
222
216
214
228
226
206
RCU TRANSMITTER
RCU PREAMP
RCU AMP
RCU POWER SUPPLY
RCU ADC
210
RCU LOCAL CONTROL UNIT
EXTERNAL INTERFACE
254
252
RCU DISPLAY
RCU KEYPAD
RCU TIMECODE GENERATOR
218
104
220
204

FIG. 2A

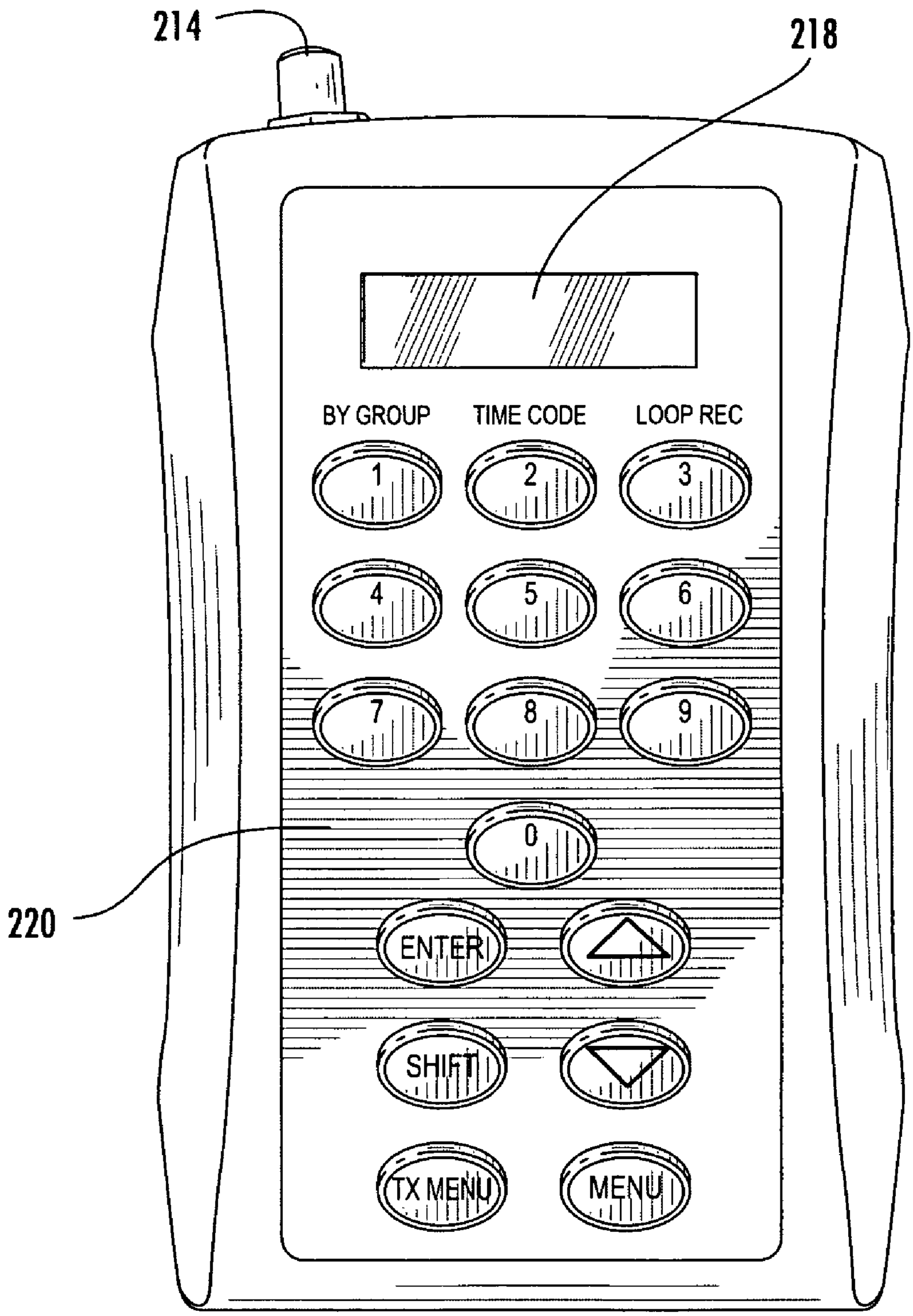
214
218
220
BY GROUP
TIME CODE
LOOP REC
1
2
3
4
5
6
7
8
9
0
ENTER
SHIFT
TX MENU
MENU

FIG. 2B

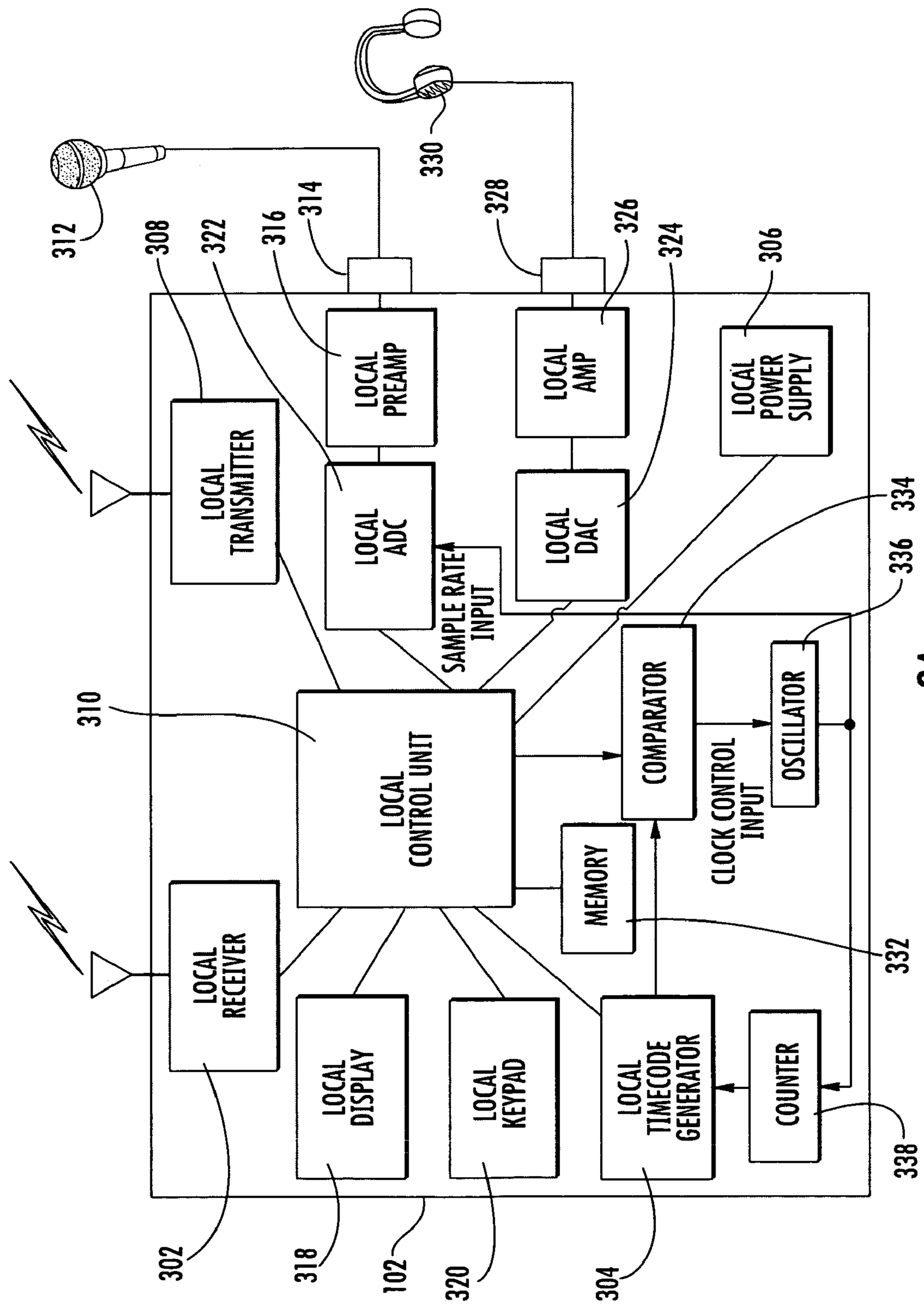
LOCAL TRANSMITTER
LOCAL RECEIVER
LOCAL PREAMP
LOCAL ADC
LOCAL AMP
LOCAL DAC
LOCAL POWER SUPPLY
SAMPLE RATE INPUT
LOCAL CONTROL UNIT
COMPARATOR
OSCILLATOR
CLOCK CONTROL INPUT
MEMORY
LOCAL DISPLAY
LOCAL KEYPAD
LOCAL TIMECODE GENERATOR
COUNTER
302
318
102
320
304
310
312
308
322
316
314
330
328
326
324
306
334
336
332
338

FIG. 3A

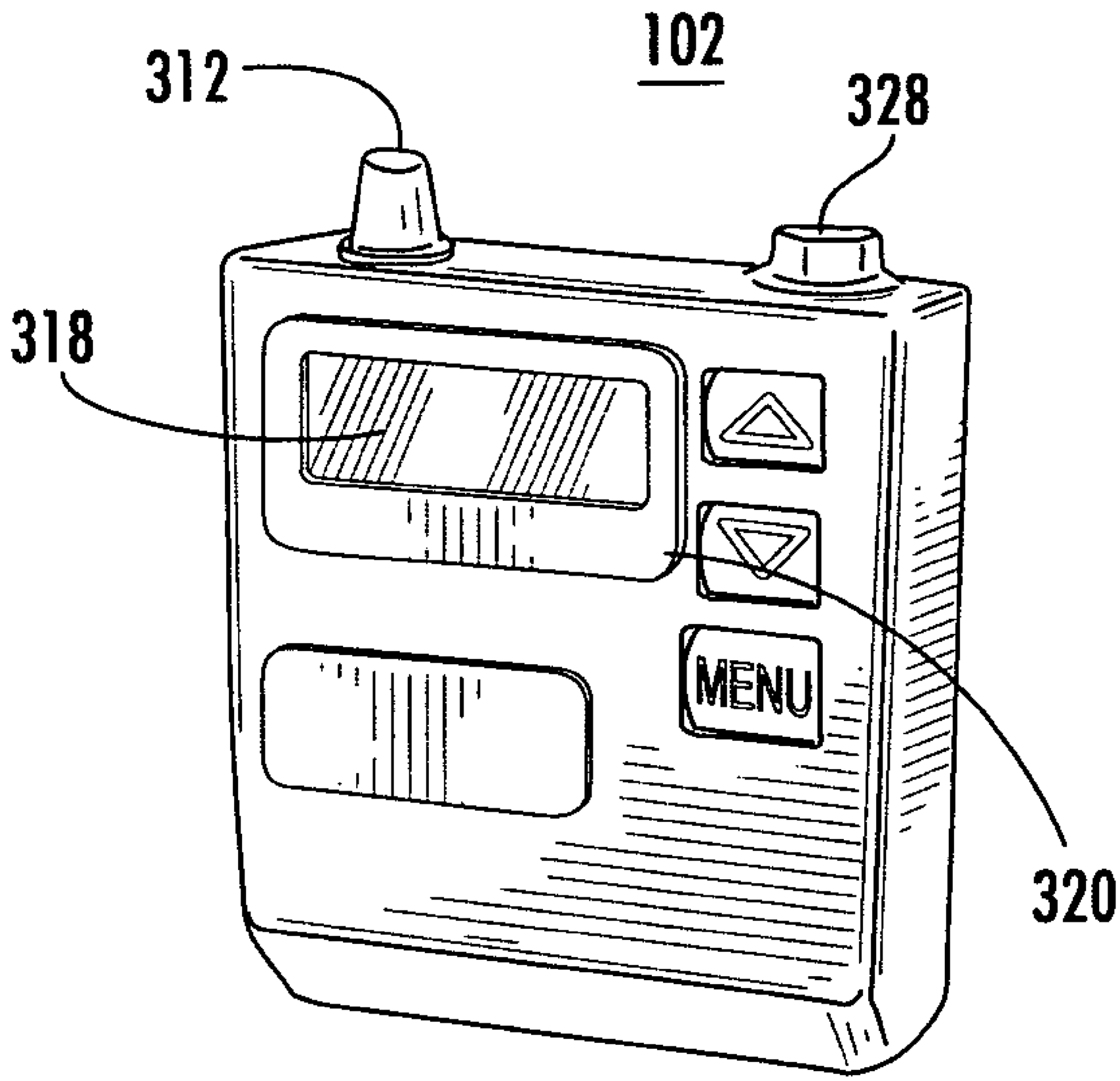

FIG. 3B

FIG. 4A

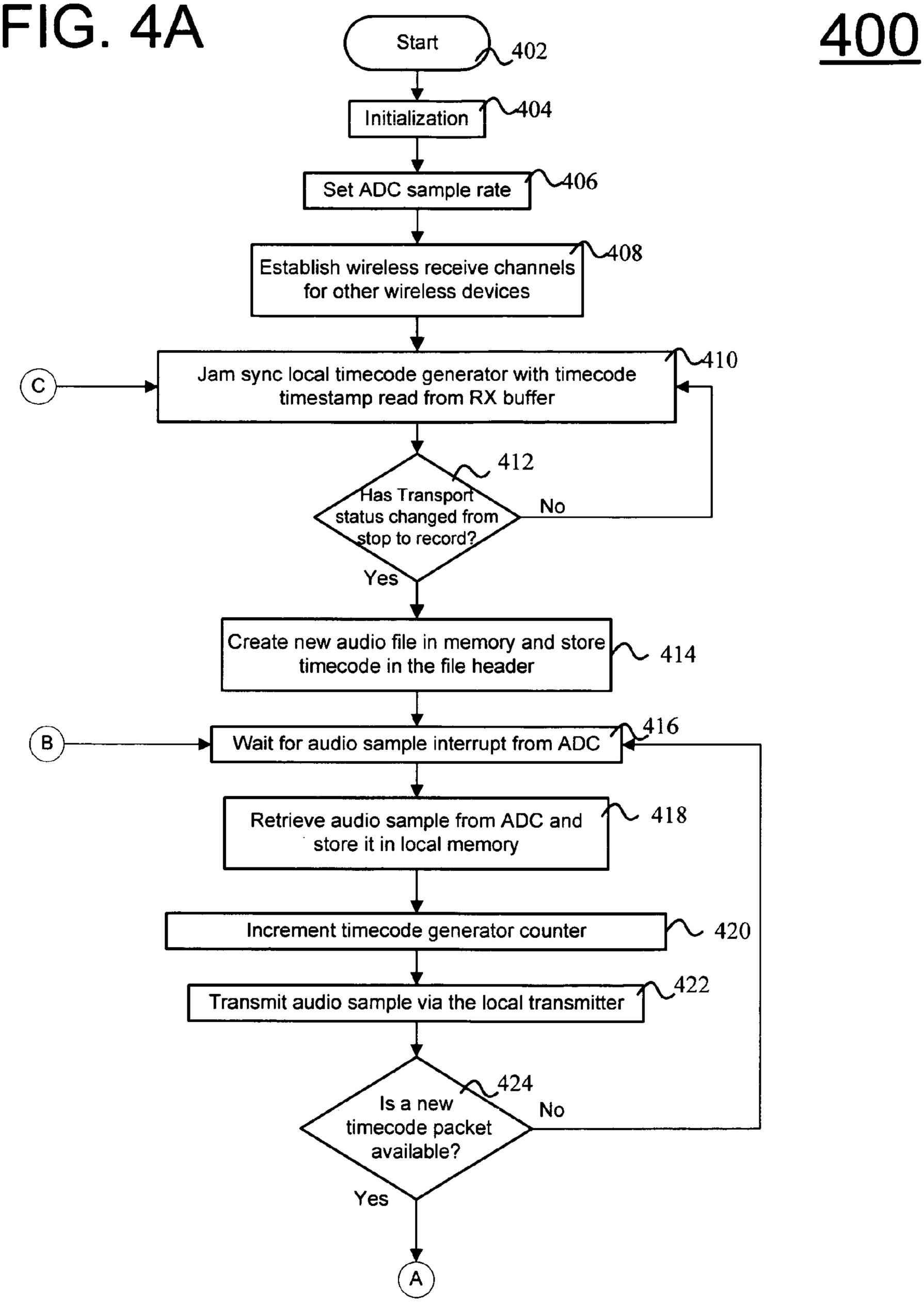
400
Start
402
Initialization
404
Set ADC sample rate
406
Establish wireless receive channels for other wireless devices
408
C
Jam sync local timecode generator with timecode timestamp read from RX buffer
410
412
Has Transport status changed from stop to record?
No
Yes
Create new audio file in memory and store timecode in the file header
414
B
Wait for audio sample interrupt from ADC
416
Retrieve audio sample from ADC and store it in local memory
418
Increment timecode generator counter
420
Transmit audio sample via the local transmitter
422
424
Is a new timecode packet available?
No
Yes
A

FIG. 4B

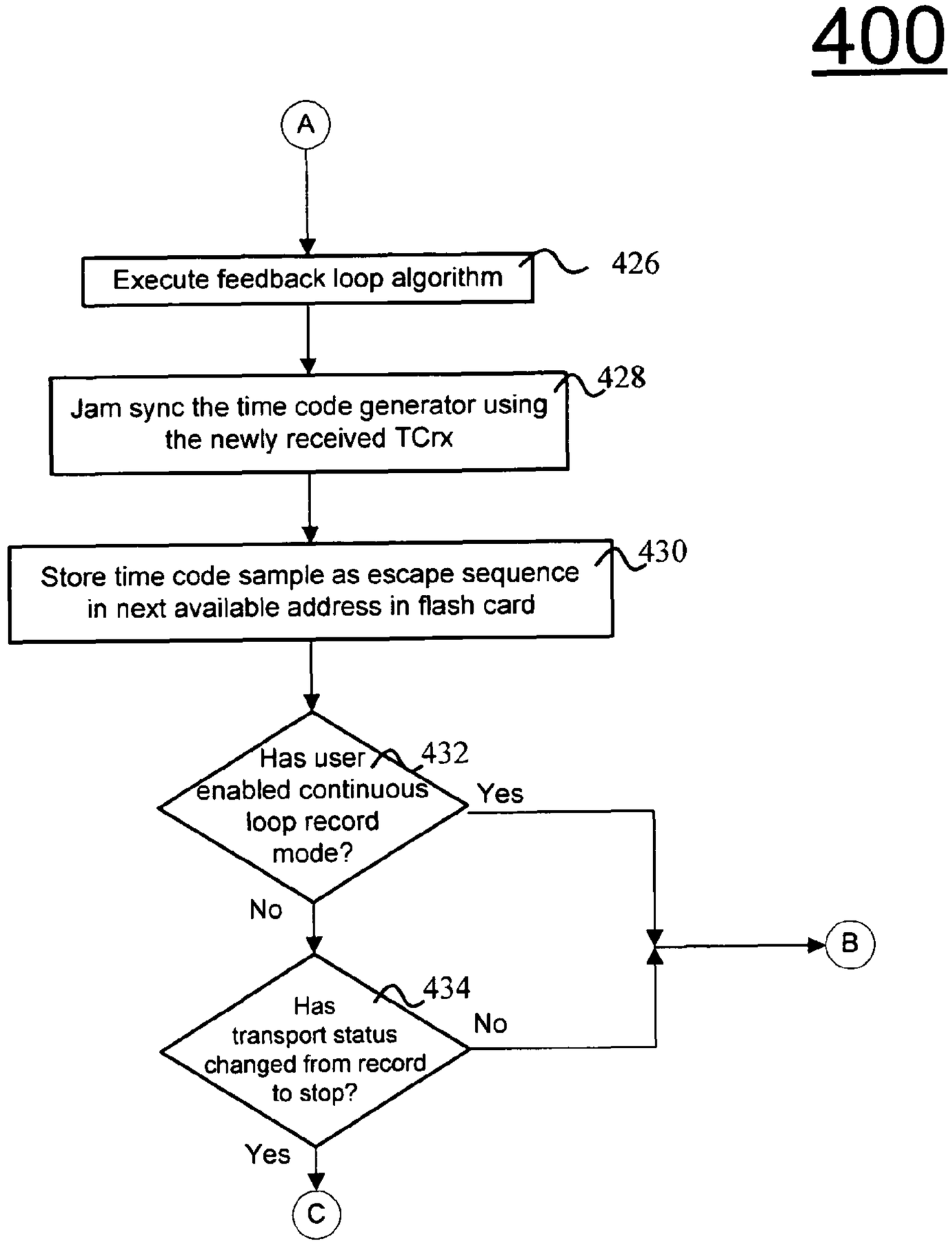
400
A
Execute feedback loop algorithm
426
Jam sync the time code generator using the newly received TCrx
428
Store time code sample as escape sequence in next available address in flash card
430
Has user enabled continuous loop record mode?
432
Yes
No
B
Has transport status changed from record to stop?
434
No
Yes
C

FIG. 5

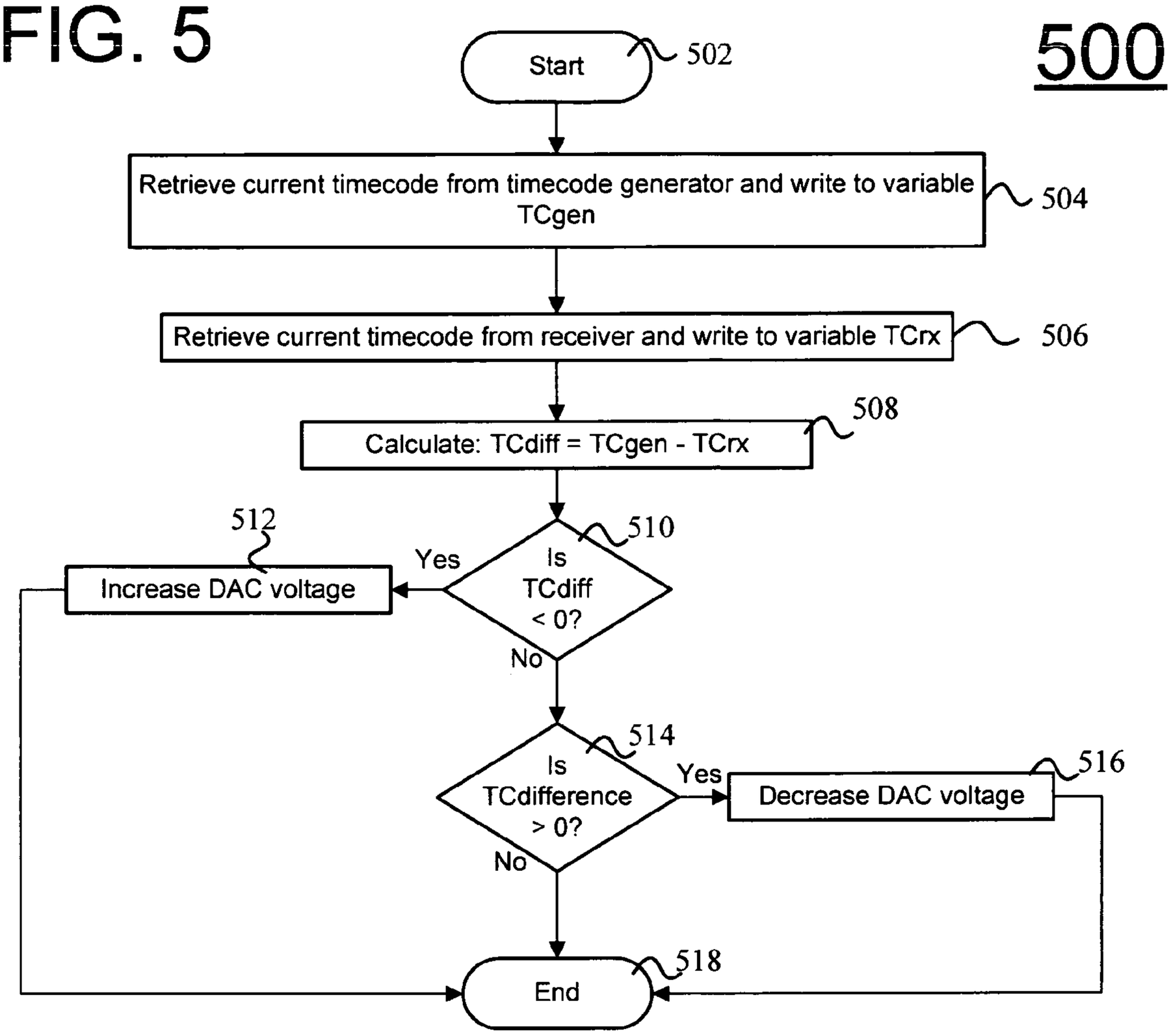
500
Start
502
Retrieve current timecode from timecode generator and write to variable TCgen
504
Retrieve current timecode from receiver and write to variable TCrx
506
Calculate: TCdiff = TCgen - TCrx
508
Is TCdiff < 0?
510
Yes
No
Increase DAC voltage
512
Is TCdifference > 0?
514
Yes
No
Decrease DAC voltage
516
End
518

FIG. 6

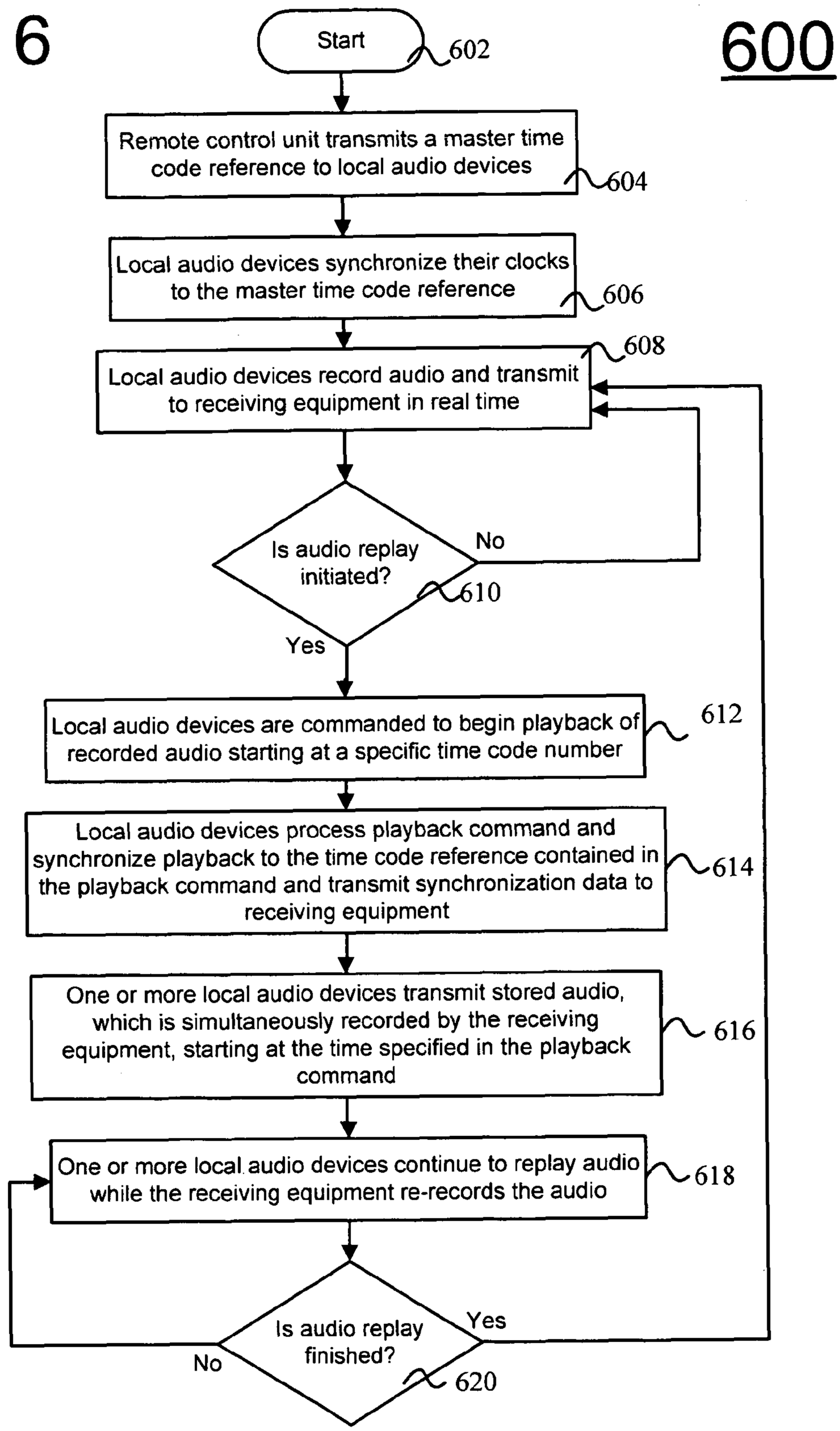
600
Start
602
Remote control unit transmits a master time code reference to local audio devices
604
Local audio devices synchronize their clocks to the master time code reference
606
Local audio devices record audio and transmit to receiving equipment in real time
608
Is audio replay initiated?
610
No
Yes
Local audio devices are commanded to begin playback of recorded audio starting at a specific time code number
612
Local audio devices process playback command and synchronize playback to the time code reference contained in the playback command and transmit synchronization data to receiving equipment
614
One or more local audio devices transmit stored audio, which is simultaneously recorded by the receiving equipment, starting at the time specified in the playback command
616
One or more local audio devices continue to replay audio while the receiving equipment re-records the audio
618
Is audio replay finished?
620
Yes
No

FIG. 7

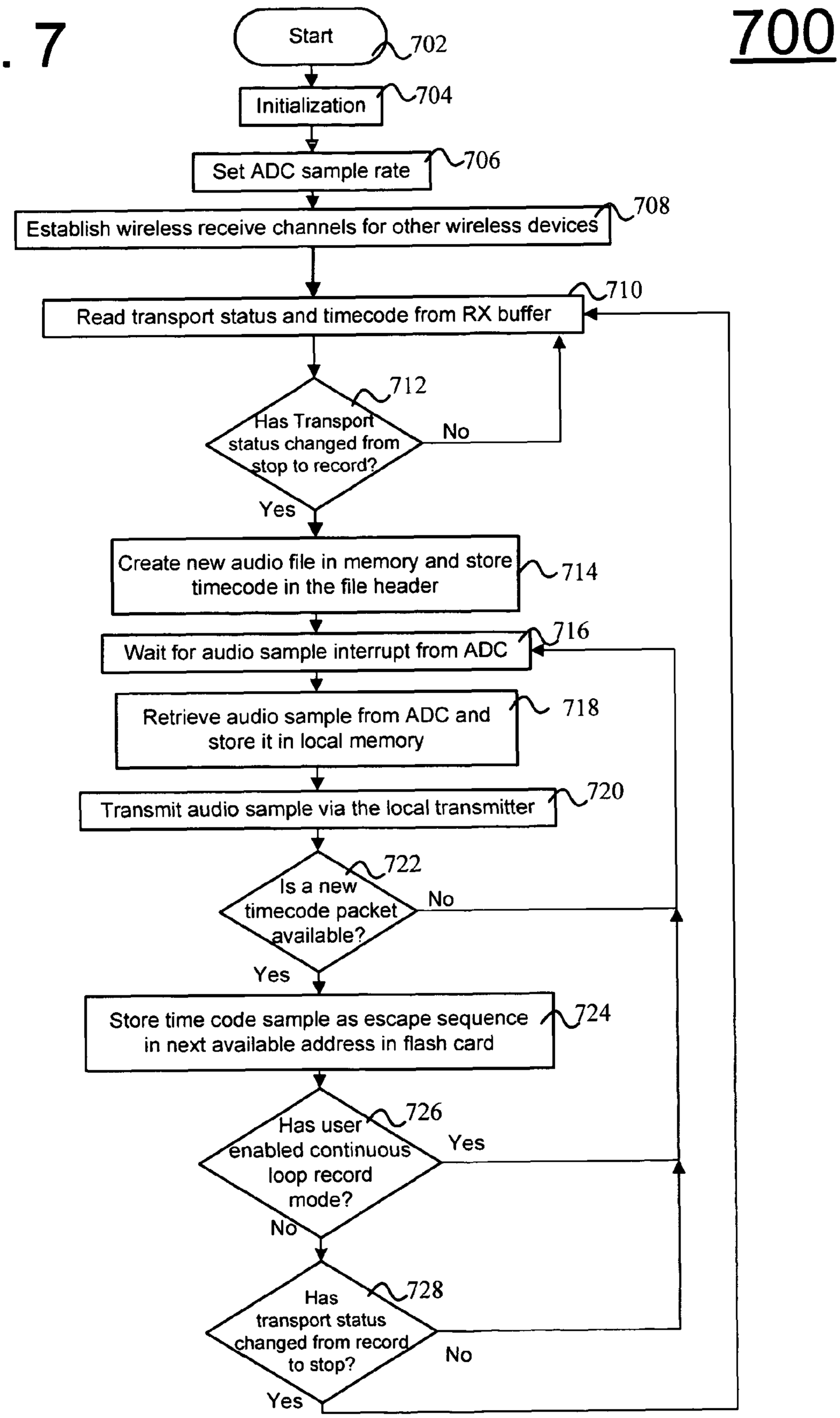
700
Start
702
Initialization
704
Set ADC sample rate
706
Establish wireless receive channels for other wireless devices
708
Read transport status and timecode from RX buffer
710
Has Transport status changed from stop to record?
712
No
Yes
Create new audio file in memory and store timecode in the file header
714
Wait for audio sample interrupt from ADC
716
Retrieve audio sample from ADC and store it in local memory
718
Transmit audio sample via the local transmitter
720
Is a new timecode packet available?
722
No
Yes
Store time code sample as escape sequence in next available address in flash card
724
Has user enabled continuous loop record mode?
726
Yes
No
Has transport status changed from record to stop?
728
No
Yes

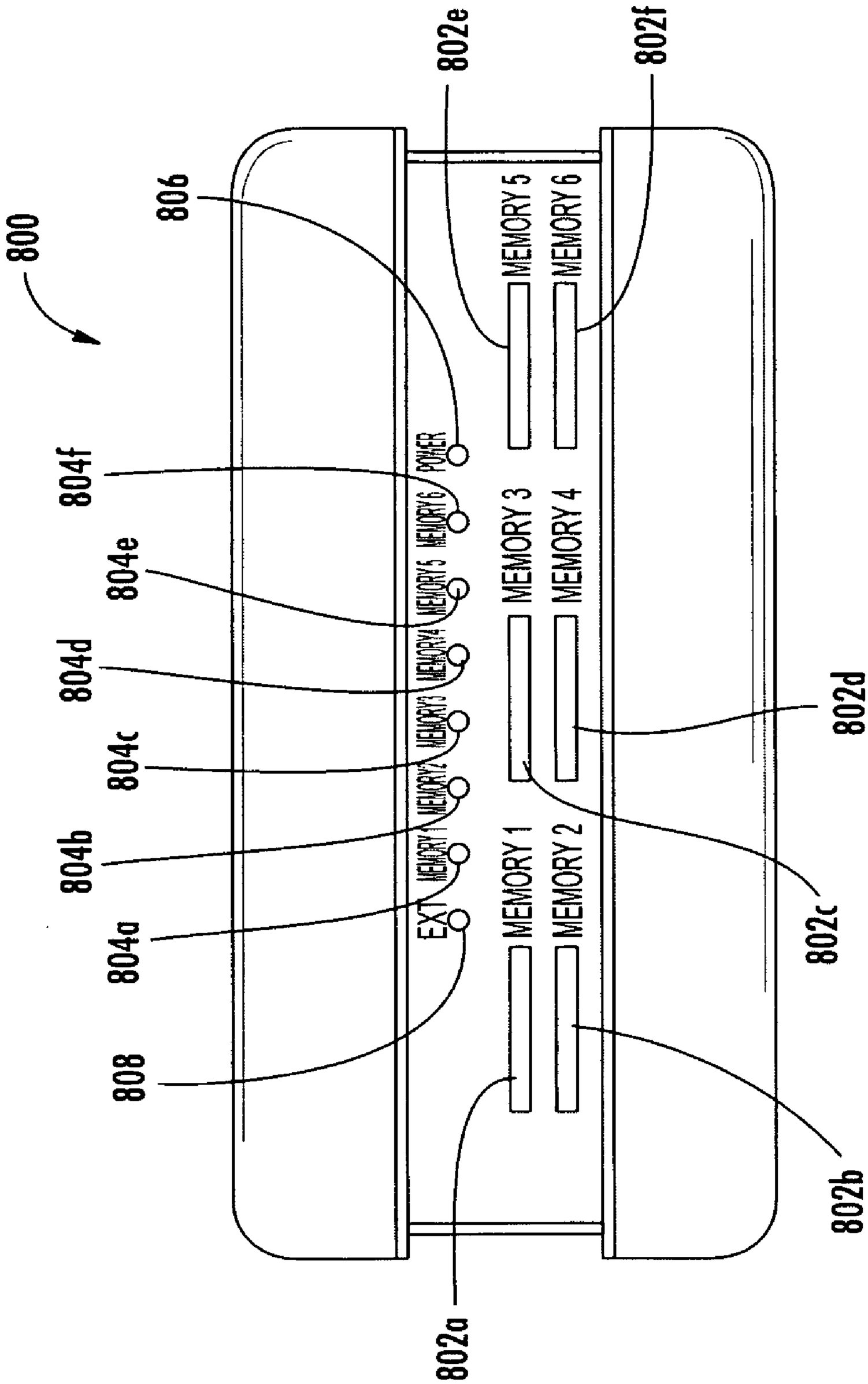
800
806
808
804a
804b
804c
804d
804e
804f
EXT
MEMORY 1
MEMORY 2
MEMORY 3
MEMORY 4
MEMORY 5
MEMORY 6
POWER
MEMORY 1
MEMORY 2
MEMORY 3
MEMORY 4
MEMORY 5
MEMORY 6
802a
802b
802c
802d
802e
802f

FIG. 8

FIG. 9

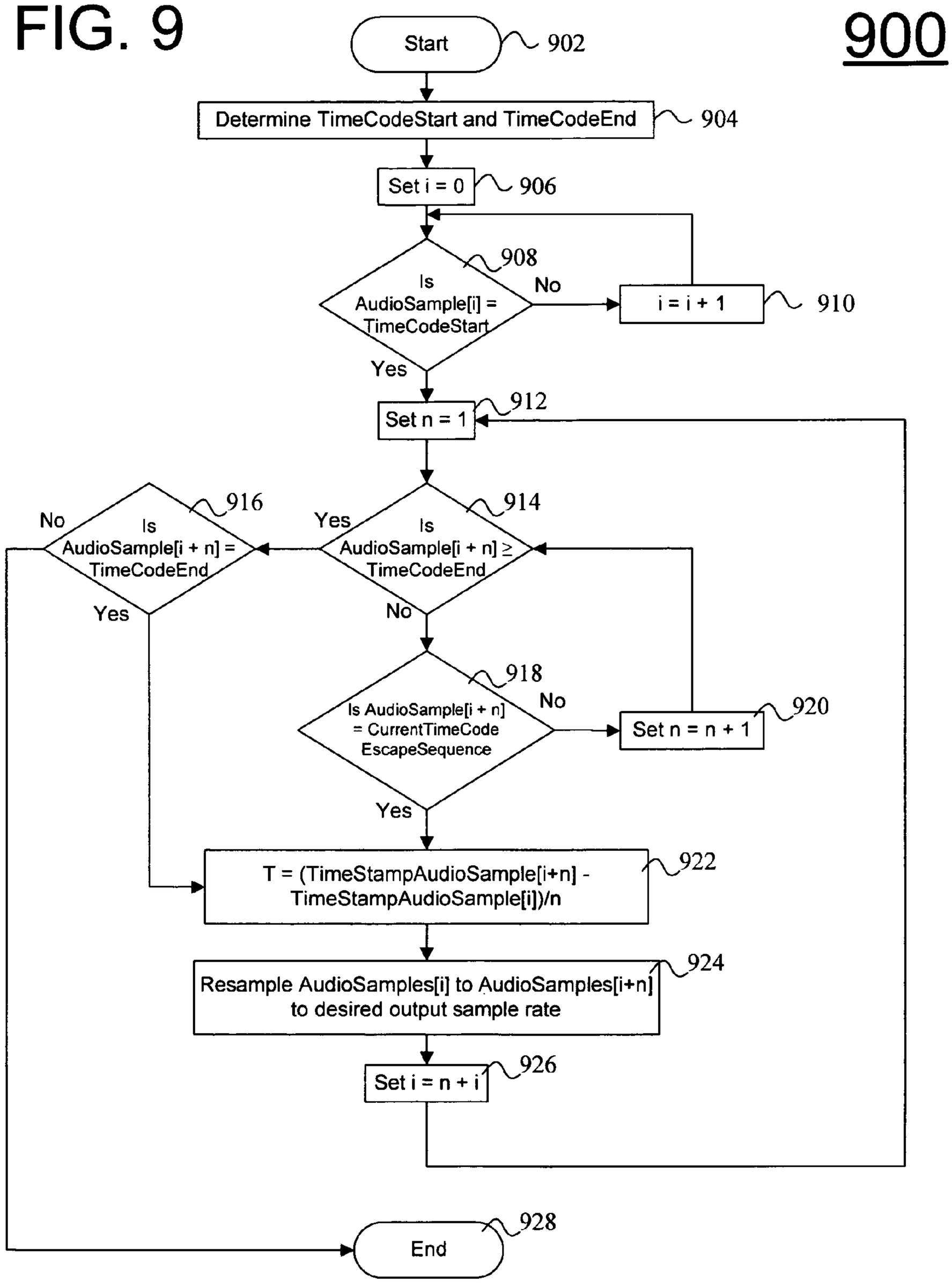
900
Start
902
Determine TimeCodeStart and TimeCodeEnd
904
Set i = 0
906
Is AudioSample[i] = TimeCodeStart
908
No
i = i + 1
910
Yes
Set n = 1
912
Is AudioSample[i + n] ≥ TimeCodeEnd
914
Yes
Is AudioSample[i + n] = TimeCodeEnd
916
No
Yes
No
Is AudioSample[i + n] = CurrentTimeCode EscapeSequence
918
No
Set n = n + 1
920
Yes
T = (TimeStampAudioSample[i+n] - TimeStampAudioSample[i])/n
922
Resample AudioSamples[i] to AudioSamples[i+n] to desired output sample rate
924
Set i = n + i
926
End
928

FIG. 10

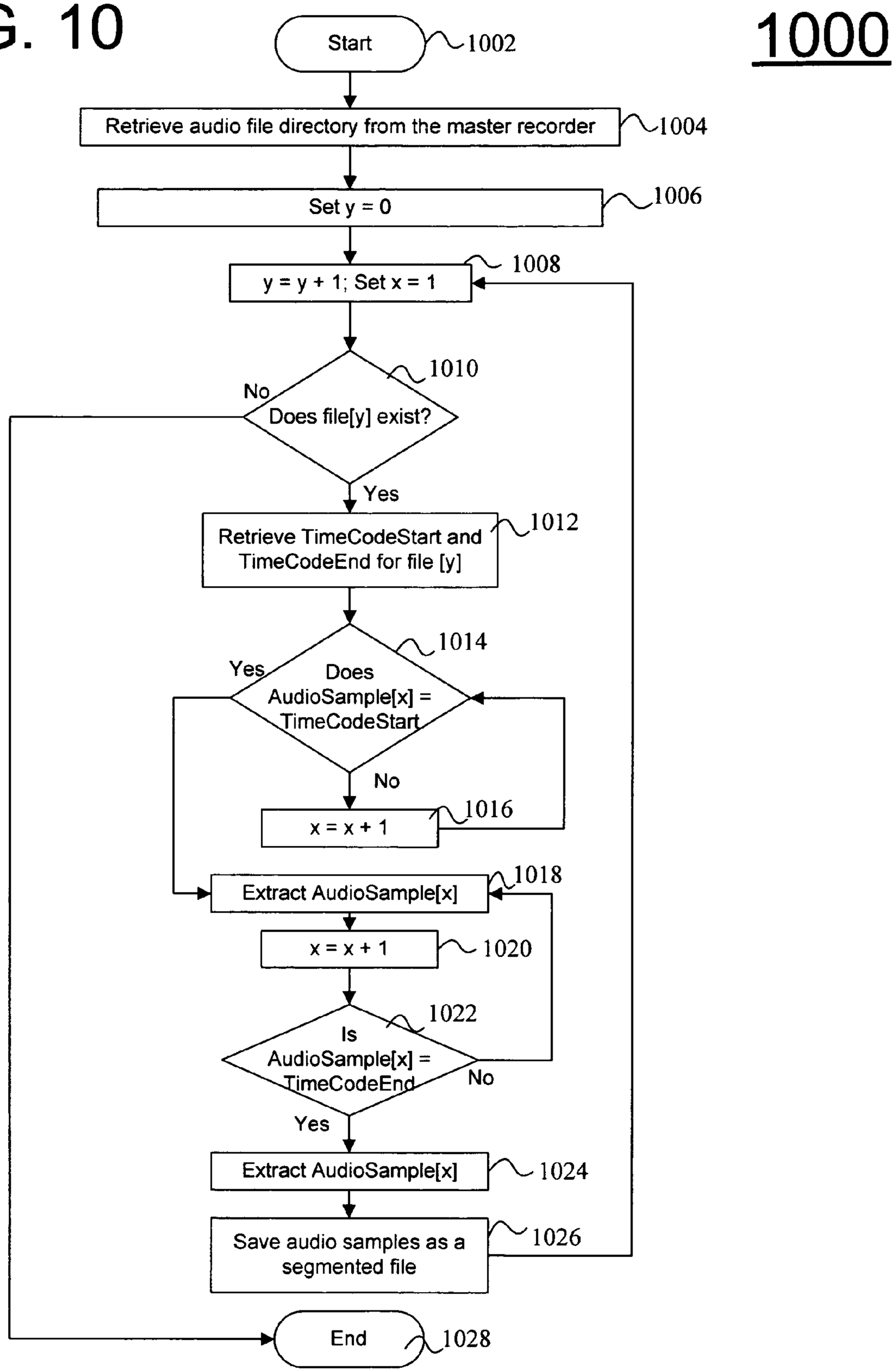
1000
Start
1002
Retrieve audio file directory from the master recorder
1004
Set y = 0
1006
y = y + 1; Set x = 1
1008
Does file[y] exist?
1010
No
Yes
Retrieve TimeCodeStart and TimeCodeEnd for file [y]
1012
Does AudioSample[x] = TimeCodeStart
1014
Yes
No
x = x + 1
1016
Extract AudioSample[x]
1018
x = x + 1
1020
Is AudioSample[x] = TimeCodeEnd
1022
No
Yes
Extract AudioSample[x]
1024
Save audio samples as a segmented file
1026
End
1028

VIRTUAL WIRELESS MULTITRACK RECORDING SYSTEM

CROSS-REFERENCE TO RELATED APPLICATIONS

This application claims the benefit of and is a continuation-in-part of the U.S. patent application entitled "Virtual Wireless Multitrack Recording System", having Ser. No. 11/181,062, filed Jul. 14, 2005, now U.S. Pat. No. 7,711,443, which is incorporated by reference in its entirety as if fully set forth herein.

COPYRIGHT NOTICE

A portion of the disclosure of this patent document contains material, which is subject to copyright protection. The copyright owner has no objection to the facsimile reproduction by anyone of the patent document or the patent disclosure, as it appears in the Patent and Trademark Office patent file or records, but otherwise reserves all copyrights whatsoever.

BACKGROUND OF THE INVENTION

Embodiments of the present invention generally relate to systems and methods for recording and processing audio received from one or more wireless devices. More specifically, the present invention relates to systems and methods for recording and processing audio having one or more tracks received from one or more wireless devices operating in either an asynchronous or synchronous mode.

Many systems and methods have been created to record performance audio. Some such systems include a multi-track audio recorder wired to one or more microphones. Typically, one or more performers performing on a sound stage are recorded by one or more microphones that are directly wired to the multi-track recorder. The multi-track recorder combines the single track of audio received from each microphone to create one multi-track audio file. In many such systems, the received audio and/or the multi-track audio is timestamped with a time reference signal such as a Society of Motion Picture and Television Engineers ("SMPTE") timecode signal containing information regarding the hour, minute, second, frame, type of timecode (i.e., nondrop or drop frame), and user-definable information. Such information allows audio to be more easily matched and/or combined with simultaneously recorded video.

Other such systems include a multi-track audio recorder and an associated audio receiver that receive audio wirelessly from one or more wireless transmitters. Such wireless transmitters may take the form of body packs that are worn by each performer. Typically, the audio receiver receives each performer's audio from the performer's respective body pack via an analog or digital wireless transmission and transmits it to the audio recorder. The audio recorder then combines the wireless transmissions received from all body packs to create one multi-track audio file.

Due to the occurrence of wireless transmission errors such as dropouts, some existing wireless systems include audio receivers having two or more redundant receiver circuits. The incorporation of additional, redundant receiver circuits provides a better opportunity to avoid missed audio transmissions. For example, the use of two receiver circuits may allow a second receiver to receive audio that may have not been received by a first receiver circuit and vice versa. However, although such redundancy accounts may correct wireless transmission errors, such redundancy does not prevent loss of data due to interference (i.e., a distortion of the received audio signal due to receipt of multiple wireless signals). Upon the occurrence of interfering signals, audio created during a performance (e.g., a live performance) may simply be lost due to the inability of the receiver to receive a clean audio signal.

BRIEF SUMMARY OF THE INVENTION

Briefly stated, in one aspect of the present invention, a system for recording locally generated audio is provided. This system includes at least one master timecode generator for generating a plurality of master timecodes, and at least one local audio device wearable by a creator of said locally generated audio including at least one local audio device receiver for receiving at least one of the group consisting of digital commands, master timecodes, and non-local audio data; at least one audio input port for receiving locally generated audio from an audio input device; at least one memory; and at least one control unit electrically coupled to the local audio device receiver, the audio input device, and the memory for creating local audio data from said locally generated audio and storing the local audio data in the memory; wherein the local audio data includes stamped local audio data and unstamped local audio data; wherein the stamped local audio data includes at least one first timestamp reference at least a portion of the local audio data to at least one of the master timecodes; and wherein the unstamped local audio data does not include a reference to the master timecodes.

In another aspect of the present invention, disclosed is a system for recording locally generated audio. This system includes at least one master timecode generator for generating a plurality of master timecodes, and at least one local audio device wearable by a creator of said locally generated audio including at least one local audio device receiver for receiving at least one of the group consisting of digital commands and the master timecodes; at least one audio input port for receiving locally generated audio from an audio input device; at least one memory; at least one local timecode generator for generating a plurality of local timecodes; and at least one control unit electrically coupled to the local audio device receiver, the audio input device, the memory, and the local timecode generator for creating stamped local audio data and storing the stamped local audio data in the memory; wherein the stamped local audio data includes at least one local timestamp to reference at least a portion of the stamped local audio data to at least one of the local timecodes; and wherein the stamped local audio data includes at least one identifier selected from the group consisting of track identifiers, local audio device identifiers, performer identifiers, and combinations thereof.

In another aspect of the present invention, a method of wirelessly recording local audio is provided. This method includes locally receiving the local audio generated by at least one performer during an audio event; wirelessly transmitting the local audio to at least one of the group consisting of a recorder, a receiver, and combinations thereof; locally recording the local audio as local audio data in at least one memory of at least one local audio device; and remotely recording the transmitted local audio via at least one of the group consisting of a recorder, a receiver, and combinations thereof as remote audio data; wherein at least a portion of the local audio data is retrieved during or subsequent to the audio event and is combined with the remote audio data; and wherein the local audio data includes at least one identifier selected from the group consisting of track identifiers, local audio device identifiers, performer identifiers and combinations thereof.

In another aspect of the present invention, a method for recording local audio is provided. The method includes locally receiving local audio generated by at least two performers during an audio event; locally recording local audio as local audio data in at least one memory of at least one local audio device; and locally receiving or generating a plurality of master timecodes; wherein the local audio data for each of the performers is retrieved from the local audio devices subsequent to the audio event and is combined to create a single multi-track audio file; wherein the local audio data includes at least one identifier selected from the group consisting of track identifiers, local audio device identifiers, performer identifiers, and combinations thereof; wherein said local audio data includes stamped local audio data and unstamped local audio data; wherein said stamped local audio data includes at least one first timestamp to reference at least a portion of said local audio data to at least one of said master timecodes; wherein said unstamped local audio data does not include a reference to said master timecodes; and wherein said master timecode includes at least one of the group consisting of time data, frame data, timecode type, recorder transport status, name of scene, name of take, track identifier, and combinations thereof.

BRIEF DESCRIPTION OF THE SEVERAL VIEWS OF THE DRAWINGS

The foregoing summary, as well as the following detailed description of preferred embodiments of the invention, will be better understood when read in conjunction with the appended drawings. For the purpose of illustrating the invention, there are shown in the drawings embodiments that are presently preferred. It should be understood, however, that the invention is not limited to the precise arrangements and instrumentalities shown. In the drawings:

FIG. **1** depicts the components of a recording system in accordance with one embodiment of the present invention including, inter alia, local audio devices, a remote control unit, a receiver, and a recorder.

FIG. **2**A depicts a block diagram of the internal components of a remote control unit in accordance with one embodiment of the present invention.

FIG. **2**B depicts an external view of a remote control unit in accordance with one embodiment of the present invention.

FIG. **3**A depicts a block diagram of the internal components of a local audio device in accordance with one embodiment of the present invention.

FIG. **3**B depicts an external view of a remote control unit in accordance with one embodiment of the present invention.

FIGS. **4**A and **4**B depict a process for operation of a recording system in a synchronous timecode generator mode in accordance with one embodiment of the present invention.

FIG. **5** depicts a process for modifying the speed of a local timecode generator as necessary to maintain its synchronization with a master timecode generator in accordance with one embodiment of the present invention.

FIG. **6** depicts a process for recording audio and for replaying and re-recording segments of missed audio in accordance with one embodiment of the present invention.

FIG. **7** depicts a process for operation of a recording system in asynchronous timecode generator mode in accordance with one embodiment of the present invention.

FIG. **8** depicts an external view of a multi-memory unit in accordance with one embodiment of the present invention.

FIG. **9** depicts a process for interpolating timestamps for unstamped audio samples based upon the timestamps of stamped audio samples, and resampling the audio samples to include the interpolated timestamps in accordance with one embodiment of the present invention.

FIG. **10** depicts a process for segmenting a single large audio file into multiple smaller files that correlate to a master directory of files in accordance with one embodiment of the present invention.

DETAILED DESCRIPTION OF THE INVENTION

Referring first to FIG. **1**, depicted is recording system **100** in accordance with one embodiment of the present invention. Recording system **100** wirelessly records audio events, such as performances, movie takes, etc. having one or more performers. In one aspect of the present invention, all of the components of recording system **100** are synchronized to allow each component to accurately stamp its recorded audio with the time at which it occurred such that the timestamps (i.e., information stored with an audio sample or audio file conveying the time at which the audio sample or first audio sample of the file occurred) created by each individual component of recording system **100** are highly accurate as compared to the timestamps created by all other components of recording system **100**. This accuracy allows multiple individually recorded audio tracks to be combined into one or more multi-track audio files electronically post-recording. Furthermore, this accuracy allows recording system **100** to automatically correct for any audio data lost during an original recording due to wireless transmission problems such as dropout, interference, etc. This automatic correction may be performed either electronically or via synchronized playback of the individually recorded audio tracks. In another aspect of the present invention, the audio recorded by recording system **100** may be recorded asynchronously. In this scenario, the audio is synchronized and/or mixed post-recording to automatically correct for any audio data lost due to wireless transmission problems such as dropout, interference, etc.

In the embodiment of the present invention depicted in FIG. **1**, recording system **100** includes local audio devices **102**, remote control unit ("RCU") **104**, receiver **106**, and recorder **108**. In one embodiment, RCU **104** includes an RF transmitter capable of transmitting one or more of a time reference signal, digital commands, and audio to one or more other components of recording system **100**. Additionally, RCU **104** may be equipped with the capability of remotely controlling local audio devices **102**, receiver **106**, and recorder **108** to perform tasks including, but not limited to, initiating audio playback of all local audio devices **102** starting at the same time reference, as well as recording thereof by receiver **106** and recorder **108**.

Both live and replayed audio transmitted by local audio devices **102** may be received at receiver **106** and recorded by audio recorder **108**. Receiver **106** and recorder **108** may be virtually any commercially available receiver and recorder. Receiver **106** receives the wireless RF signals (e.g., modulated RF carrier signals) generated by all active local audio devices **102** and converts the signals to a format capable of being recorded by a commercially available recording device including, but not limited to, Zaxcom, Inc.'s DEVA® multi-track recorder. In some embodiments, such commercially available recording devices record audio with a locally generated SMPTE-compatible timecode signal.

The ability to synchronize the local timestamps at each local audio device **102** and recorder **108** using the methods of the present invention as discussed in greater detail below allows any audio that is not recorded by recorder **108** during an event due to transmission errors to be recovered by replaying the missed audio and recording the replayed audio in the

correct time sequence with respect to the other audio samples. In other words, since the audio samples are stored locally in each local audio device **102** with timestamps that are synchronized with the timestamps of recorder **108**, whenever audio is not recorded at recorder **108**, it may simply be replayed at local audio devices **102** starting at the timecode of the missed audio. Since the local audio device and recorder timestamps are synchronized, the replayed audio may be inserted in the proper time sequence with respect to the other recorded audio samples based upon the synchronized timestamp data. Synchronization is essential to ensure that each performer's audio is synchronized with all other performers' audio and to ensure that the newly recorded replayed audio is in the correct sequence with respect to the previously recorded live audio. Such synchronization must maintain a high accuracy for each performer's timestamps with respect to all other performers' timestamps to prevent the occurrence of phasing artifacts when the multiple audio recordings are combined to create one single recording.

In some embodiments of the present invention, receiver **106** automatically senses an error in transmission caused by, for example, a communication loss, interference, etc. In some embodiments of the present invention, the error in transmission is sensed by comparing a calculated checksum to the transmitted checksum to determine if data was lost during transmission. An error is determined if the calculated and transmitted checksums do not match. Upon sensing a transmission error, receiver **106** may transmit a request to RCU **104** requesting playback of the audio recorded locally on local audio devices **102** beginning at a timecode prior to the occurrence of the transmission error. In response, RCU **104** transmits a digital command to all local audio devices **102** to playback the audio stored in the respective memory **332** (FIG. **3**) that occurred subsequent to the timecode requested by receiver **106** in the manner described below with respect to FIG. **6**.

Alternatively, playback may be requested manually by a user of a recording system such as recording system **100**. In this scenario, upon hearing that a transmission error (i.e., a loss of audio data) has occurred, the user manually prompts RCU **104** to transmit a digital command to all local audio devices **102** to playback the audio stored in memory **332** (FIG. **3**) that occurred subsequent to a time reference entered at RCU **104** by the user. Such prompting may occur after the audio event ends or immediately upon hearing the transmission error. If the latter option is chosen, prompting playback of a specific segment of the audio event may index the local audio devices to store the requested data in a protected memory location until the end of the audio event to avoid disrupting the recording. In this scenario, all requested audio shall be replayed after the performance ends. In embodiments of the present invention in which data is recorded in a loop (i.e., when memory is full, new data overwrites previously recorded data), writing the data to a protected memory location removes it from the loop and protects it from being overwritten.

FIG. **2**A depicts a block diagram of one embodiment of RCU **104** in accordance with the present invention. In this embodiment, RCU **104** includes, inter alia, RCU timecode generator **204**, RCU power supply **206**, RCU transmitter **208**, RCU local control unit **210**, RCU audio input device **212**, RCU audio input device port **214**, RCU preamp **216**, RCU display **218**, RCU keypad **220**, RCU ADC **222**, RCU amp **226**, timecode input port **228**, external interface **252**, and external interface port **254**.

RCU transmitter **208** allows RCU **104** to transmit a master time reference signal, digital commands, audio, and the like to other devices such as local audio devices **102**, receiver **106**, and recorder **108**. In one aspect of the present invention, the time reference signal is a SMPTE timecode signal containing information regarding the hour, minute, second, frame, type of timecode (i.e., nondrop or drop frame), and user-definable information (e.g., the transport status of recorder **108**, the name of a scene, the name of a take, a local audio device identifier that identifies the local audio device that recorded the respective audio, a track identifier that identifies the track of audio which may include the actor or actress recording the respective audio, etc.). This master time reference signal provides a time reference for all local audio devices **102**, which may use this information for a variety of purposes such as jam synchronizing their respective local timecode generators **304** (FIG. **3**A), adjusting the speed of the local timecode generators **304** (FIG. **3**A), timestamping locally recorded audio, etc. The master time reference signal may be generated on board remote control unit **104** via a mechanism such as RCU timecode generator **204**. Or, alternatively, the master time reference signal may be generated by an independent timecode generator that transmits timecodes to remote control unit **104** wirelessly or via a cable or the like connected from the independent timecode generator to timecode input port **228**. In the latter scenario, the timecodes received via timecode input port **228** are buffered and/or amplified by RCU amp **226** prior to transmission to RCU local control unit **210**.

When recording system **100** is operating in a synchronous mode, transmission of the master time reference signal ensures that all of the components of recording system **100** store all locally recorded audio with timestamps that are highly accurate as compared to the timestamps of all other local audio devices **102** and/or all other components of recording system **100**. The timestamps are then used during playback and recording to ensure that the replayed audio from all local audio devices **102** is synchronized with previously recorded audio and with the audio replayed by all other local audio devices **102**. In contrast, when recording system **100** is operating in an asynchronous mode, transmission of the master time reference signal allows the files containing recorded audio to be timestamped with the master time reference information to allow the recorded audio to be accurately synchronized post-recording.

RCU transmitter **208** also allows audio generated locally at RCU **104** to be transmitted to the other components of recording system **100**. Such audio may be received from an audio input device such as RCU audio input device **212** via audio input device port **214**. RCU audio input device **212** may be any type of commercially available audio input device such as a microphone and audio input device port **214** may be any commercially available audio input device port that is compatible with RCU audio input device **212** and the internal components of RCU **104**. The received audio as well as any digital signals (e.g., microphone input level, line input level, etc.) are then buffered and/or amplified by RCU preamp **216** and are converted from analog to digital by RCU ADC **222** such that the audio may be read in digital form by RCU local control unit **210**. This audio may then be processed and sent via RCU transmitter **208** in either analog or digital form. If the audio is to be sent in analog form, RCU local control unit **210** may be equipped with an on-board DAC or an independent DAC may be incorporated in RCU **104** without departing from the scope of the present invention. Or, alternatively, analog audio received from RCU audio input device **212** may be passed directly to RCU transmitter **208** for transmission in analog form to the other components of the recording system. In such embodiments, RCU transmitter **208** may be equipped with a frequency modulation ("FM") modulator or the like.

Furthermore, in such embodiments, although the analog audio is passed through to RCU transmitter **208**, the audio signal may be additionally converted to digital form for local recording of the received audio. In yet another alternate embodiment, audio may be transmitted and recorded in analog form thereby eliminating RCU ADC **222**.

In the aforementioned embodiments in which the audio signal for a particular track of audio is converted to digital form for local recording of the received audio, identifiers such as a local audio device identifier that identifies the local audio device that recorded the respective audio, a track identifier that identifies the track of audio which may include the actor or actress recording the respective audio, etc. may be recorded with the recorded audio to allow the audio tracks to be easily and quickly identified post-recording and/or post-production. In some embodiments of the present invention, such identification information is stored in the local, nonvolatile memory of the local audio device as a text file, however, the present invention is not so limited. In another aspect of the present invention, such identification information is encoded in the audio file such that it may be decoded post-recording and/or post-production using methods known in the art. Additionally, such identification information may be integral to a timecode or completely distinct therefrom. Furthermore, such identification information may be programmed for each local audio device remotely via a remote control unit such as RCU **104**.

In some embodiments of the present invention, RCU local control unit **210** may be a digital signal processor such as Texas Instruments part number TMS320C5509A. However, the present invention is not so limited. Any combination of hardware and software may be substituted for any component described herein without departing from the scope of the present invention.

RCUs **104** may be handheld units such as RCU **104** depicted in FIG. **2**B. In such an embodiment, display **218** may be a small liquid crystal display ("LCD") or the like and keypad **220** may include a plurality of buttons that allow a user to perform local RCU functions including, but not limited to, those that relate to RCU transmitter frequency, group identification ("ID") code, unit ID code, and timecode generator mode. For example, the RCU transmitter frequency may be adjustable in predetermined frequency steps. In most cases, this frequency will be set to match the receiving frequency of other devices in the recording system (e.g., local audio devices). Or, when multiple local audio devices are incorporated into a group with an RCU, the RCU as well as other components of the recording system (e.g., local audio devices) may be assigned a group ID to ensure that the RCU is controlling the correct group of local audio devices. Similarly, the unit ID identifies the specific one of multiple local audio devices that a user wishes to control. Setting the unit ID ensures that the control signals transmitted by the RCU are received by the correct local audio device. Also, timecode generator mode allows the RCU to either generate its own timecodes or to receive timecodes from an external timecode generator.

In addition to allowing a user to modify local RCU settings, RCU keypad **220** and display **218** also allow the RCU to remotely control individual local audio devices. The user may perform a variety of functions for the local audio device including, but not limited to, transmitter and receiver frequencies, transmitter enable, microphone gain, high pass filter, record mode select, time code entry, playback control, audio bank storage, and status request.

For example, local audio device transmitter and receiver frequencies may be adjustable in predetermined frequency steps. Alternatively, the local audio device transmitter may be remotely enabled and disabled. Microphone gain may be adjusted, which in turn adjusts the current setting of a preamp such as local preamp **316**. Adjustment of the high pass filter may be incorporated to enable and disable, or otherwise adjust, the high pass audio filter of the audio input device such as audio input device **312**.

In addition, record mode select allows recording modes such as endless loop record mode or timed record mode to be remotely adjusted. Timecodes may also be set remotely for each local audio device. Playback control allows one or more local audio devices to be commanded remotely to playback audio starting at a specific timecode. Completion of playback may be automatically or manually determined. Functions such as audio bank storage allow a remote user to manually store chunks of audio data in safe locations of the local audio device memory (i.e., in locations in which the audio data will not be overwritten). Finally, status of the local audio device may be requested. The status may be provided via display **218** or via spoken language generated by local audio device **102** and transmitted to a receiver or receiver/recorder combination for recording with the recorded audio.

The RCU may also allow a user to program data at each local audio device such as track identifiers, local audio device identifiers, and the like. In such scenarios, such identifiers are recorded with the respective audio to allow the track, local audio device, etc. of the recorded audio to be identified post-recording. That is, each segment of recorded audio may be associated with a specific take, track, or the like, as well as a specific local audio device. Such association allows each portion of recorded audio (e.g., a track of audio) to be quickly and easily identified post-production and/or post-recording without confusion.

Although many specific features and functions for the RCU have been delineated herein, other features and functions may be added or eliminated without departing from the scope of the present invention.

Additionally, handheld embodiments may include any one of a variety of commercially available batteries to function with the power supply **206** without departing from the scope of the present invention. Power supply **206** may be virtually any power component or combination thereof that is compatible with the other components of RCU **104** including, but not limited to, a Texas Instruments TPS62000DGS Power Module alone or in combination with a Linear Technology LTC3402 Synchronous Boost Converter.

However, non-handheld embodiments of RCU **104** are also envisioned such as tabletop models, personal computer ("PC") models, etc. Also, RCU **104** may be optionally equipped with external interface **252** (FIG. **2**A) to facilitate connection of RCU **104** to a PC, laptop PC, dumb terminal, or the like via external interface port **254**. Such an interface allows a user to control the components of recording system **100** via a graphical user interface or other software that may operate on a larger user interface. Such an interface may provide more features and functions than that available on a portable, handheld device such as programming and execution of complex playback scenarios, automatic initiation of complex playback scenarios based upon detected audio transmission errors, etc.

Turning next to FIG. **3**A, depicted is a block diagram of one embodiment of local audio device **102** in accordance with the present invention. In one aspect of the present invention, local audio devices **102** are digital, wireless audio transceivers. Such audio devices may be manufactured in the form of body-packs, such as those typically worn by news announcers, performers, and the like. In the depicted embodiment,

local audio device **102** includes, inter alia, local receiver **302**, local timecode generator **304**, local power supply **306**, local transmitter **308**, local control unit **310**, local audio input device **312**, local audio input device port **314**, local preamp **316**, local display **318**, local keypad **320**, local ADC **322**, local DAC **324**, local amp **326**, local audio output device port **328**, local audio output device **330**, memory **332**, comparator **334**, oscillator **336**, and counter **338**.

Local transmitter **308** also allows audio generated locally at local audio device **102** to be transmitted to the other components of recording system **100**. Such audio may be received from an audio input device such as local audio input device **312** via local audio input device port **314**. Local audio input device **312** may be any type of commercially available audio input device such as a microphone and local audio input device port **314** may be any commercially available audio input device port that is compatible with local audio input device **312** and the internal components of local audio device **102**. The received audio as well as any digital signals (e.g., microphone input level, line input level, etc.) are then buffered and/or amplified by local preamp **316** and are converted from analogic) digital by local ADC **322** such that the audio may be read in digital form by local control unit **310**. This audio may then be processed and sent via local transmitter **308** in either analog or digital form. If the audio is to be sent in analog form, local control unit **310** may be equipped with an on-board DAC or an independent DAC may be incorporated in local audio device **102** without departing from the scope of the present invention. Or, alternatively, analog audio received from local audio input device **312** may be passed directly to local transmitter **308** for transmission in analog form to the other components of the recording system. In such embodiments, local transmitter **308** may be equipped with a frequency modulation ("FM") modulator or the like. Furthermore, in such embodiments, although the analog audio is passed through to local transmitter **308**, the audio signal may be additionally converted to digital form for local recording of the received audio. In yet another alternate embodiment, audio may be transmitted and recorded in analog form thereby eliminating local ADC **322**.

In some embodiments of the present invention, local control unit **310** may be a digital signal processor such as Texas Instruments part number TMS320C5509A. However, the present invention is not so limited. Any combination of hardware and software may be substituted for any component described herein without departing from the scope of the present invention.

Similarly, local receiver **302** allows audio received from other components of recording system **100** to be played locally at local audio device **102**. Such audio may be received in either analog or digital form at local receiver **302**. However, if the audio is to be received in analog form, local control unit **310** may be equipped with an on-board ADC or an independent ADC may be incorporated in local audio device **102** without departing from the scope of the present invention to allow local control unit **310** to receive the audio in digital form. Thereafter, the audio may be processed or relayed directly to local DAC **324**, which converts the audio data back to analog form. The analog audio may then be amplified by local amp **326** prior to transmission through local audio output device port **328** to local audio output device **330**. Local audio output device **330** may be any type of commercially available audio output device such as headphones, speakers, and the like, and local audio output device port **328** may be any commercially available audio output device port that is compatible with local audio output device **330** and the internal components of local audio device **102**. Local receiver **302** may be virtually any receiver compatible with the other components of local audio device **102** including, but not limited to, a Micrel Semiconductor MICRF505 RadioWire® transceiver.

Memory **332** of local audio device **102** locally stores audio processed by local control unit **310** in one or more audio files. In one aspect of the present invention, local control unit **310** receives recordable audio from local audio input device **312**, which may be worn by the performer and connects to local audio device **102** at local audio input device port **314**. However, in alternate embodiments, local control unit **310** may also receive audio from other components of recording system **100** via local receiver **302**. The locally stored audio files may include identification data such as local audio device identifiers, track identifiers, performer identifiers, and the like as discussed in greater detail above. Furthermore, the locally stored audio files include timestamps (e.g., timestamps may be stored in the header of the audio file) that indicate when, during the audio event, each segment of audio occurred. The timestamps may be generated based upon timecodes created by local timecode generator **304** or based upon master timecodes. Such master timecodes may be received using a plurality of methods or components including, but not limited to, wirelessly from a master timecode source through local receiver **302**, from a timecode source connected to local audio input device port **314**, and from local audio input device **312** wherein the master timecodes are received from an ultrasonic signal. Local timecode generator **304** may be synchronized with the master timecode generator during recording of the audio event as described in further detail below with respect to FIG. **5**. Or, alternatively, the timestamps may be synchronized post-recording as described in further detail below with respect to FIGS. **9** and **10**. Simultaneous with the local recording of audio received from local audio input device **312**, this audio may also be transmitted through local transmitter **308** to receiver **106** and/or recorder **108** to allow recording of the audio event. In this scenario, receiver **106** and/or recorder **108** may simultaneously record a multi-track recording of all of the single tracks of audio received from local audio devices **102**, which are worn by the performers of the audio event.

Memory **332** may be virtually any type of commercially available removable or non-removable memory including, but not limited to, flash memory cards, compact flash memory cards, Universal Serial Bus ("USB") thumbdisks, and the like. Use of removable memories **332** facilitates removal and insertion of these memories into a PC or the like for electronic combination or mixing of the recorded audio data. Such electronic mixing may be performed via commercially available software such as Pro Tools or the like and may be performed in addition to or in lieu of live wireless recording of the audio event.

Local audio devices **102** also receive non-audio information (e.g., time reference signals, digital commands, audio, etc.) from other components of recording system **100** via local receiver **302**. During synchronous operation of recording system **100**, a portion of the received data may be used to synchronize local timecode generator **304** to the master timecode generator integral to one of the components of recording system **100** (e.g., RCU **104**, recorder **108**, etc.) using a process such as that described below with respect to FIGS. **4**A, **4**B, and **5** or an equivalent thereof. Alternatively, during asynchronous operation of recording system **100**, the received data may include master timecodes from the master timecode generator that may be used to timestamp individual audio samples and/or files such that the audio received at multiple local audio devices **102** may be synchronized post-recording

using one of the methods discussed below with respect to FIGS. **9** and **10** or an equivalent thereof.

As described in further detail below with respect to FIG. **5**, local audio devices **102** operating in the synchronous mode may require one or more of comparator **334**, oscillator **336**, and counter **338**. In one aspect of the present invention, oscillator **336** is a 48 kilohertz ("kHz") voltage controlled oscillator. However, alternate embodiments of oscillator **336** may be substituted without departing from the scope of the present invention including but not limited to a high speed clock divided to produce 48 kHz. In the embodiment of the present invention depicted in FIG. **3**A, oscillator **336** feeds the sample rate input of local ADC **322**, as well as counter **338**, which provides a time reference for local timecode generator **304**. In this configuration, if local ADC **322** is set to operate at 48 kHz, varying the voltage applied to the clock control input of oscillator **336** will proportionately vary the output of oscillator **336** and, consequently, the sample rate of local ADC **322** and the rate at which local timecode generator **304** keeps time.

When local audio devices **102** such as those depicted in FIG. **3**A are used in conjunction with recorders **108** that incorporate a single clock to both regulate the speed of the master timecode generator and control the internal recorder ADC sample rate, comparators **334** help maintain synchronization of local audio devices **102** with each other and with recorder **108** by varying the speed of the respective local timecode generators **304** and the sampling rate of the respective local ADCs **322**. As per an algorithm or hardwired logic that duplicates the sequence depicted in FIG. **5**, or an equivalent thereof, comparators **334** compare the timecodes generated by the master timecode generator with timecodes generated by the locally timecode generator and, if necessary, increase or decrease the speed of the respective local timecode generator **304** and the sampling rate of the respective local ADC **322** such that these speeds are synchronized with the speed of the master timecode generator and the ADC of recorder **108**. That is, comparators **334** generate, through software or hardware, the voltage that is applied to the clock control input of the respective oscillator **336** that proportionately varies the sample rate of local ADC **322** and the rate at which local timecode generator **304** keeps time as necessary to maintain synchronization with the sample rate of the ADC of recorder **108** and the master timecode generator, respectively. In this manner, all local audio devices **102** and recorder **108** sample at virtually identical sample rates allowing a wireless recorder **108**, or a wireless recorder/receiver combination, to accurately combine multiple independent tracks of audio, wherein each independent track of audio is received from one of the performer's local audio device **102**.

Whenever playback of locally recorded audio is required (e.g., to remedy recording errors caused by transmission losses), RCU **104** transmits a digital command to all local audio devices **102** to playback the audio data stored in the respective memories **332** starting with and subsequent to a specific time reference as indicated by a specific timecode. The digital command is received by local receivers **302**, which transmit or relay the command to their respective local control unit **310**. Thereafter, local control units **310** access the data stored in the respective memory **332** and cause this data to be played or transmitted sequentially via local transmitter **308** starting with the data associated with the requested timecode. The use of timecodes and synchronization of local and master timecode generators, as well as local and recorder audio sampling rates, as discussed herein allows multiple local audio devices **102** to replay audio with the exact timing that occurred during the audio event.

Local audio devices **102** may be bodypacks such as the local audio device **102** depicted in FIG. **3**B. In such an embodiment, display **318** may be a small liquid crystal display ("LCD") or the like and keypad **320** may include a plurality of buttons that allow a user to perform functions including, but not limited to, those that relate to transmitter frequency, receiver frequency, microphone gain, high pass filter, group ID code, unit ID code, transmitter encryption code, and transmitter operating mode. For example, transmitter and receiver frequencies may be adjustable in predetermined frequency steps. Microphone gain may be adjusted, which in turn adjusts the current setting of a preamp such as local preamp **316**. Adjustment of the high pass filter may be incorporated to enable and disable, or otherwise adjust, the high pass audio filter of the audio input device such as audio input device **312**.

When multiple local audio devices are incorporated in to a group, each local audio device in the group as well as other components of the recording system (e.g., an RCU) may be assigned a group ID. Similarly, the unit ID identifies each specific local audio device within the group of local audio devices.

For local audio devices transmitting encrypted audio and data, the transmitter encryption code is set to match the encryption code of all receiving devices (e.g., an RCU, recorder, or receiver). Correctly setting this code allows the receiving device to properly decrypt the received transmission, while preventing unauthorized users from recording the data.

The operating mode of each local audio device can encompass any one of a number of modes. For example, the operating modes may include USA or European modes, as well as stereo modes. Selection of a specific mode may alter settings such as transmitter bandwidth, audio sampling parameters, and the like.

Although many specific features and functions for the local audio devices have been delineated herein, other features and functions may be added or eliminated without departing from the scope of the present invention.

Additionally, handheld embodiments may include any one of a variety of commercially available batteries to function with the power supply **306** without departing from the scope of the present invention. Power supply **306** may be virtually any power component or combination thereof that is compatible with the other components of local audio device **102** including, but not limited to, a Texas Instruments TPS62000DGS Power Module alone or in combination with a Linear Technology LTC3402 Synchronous Boost Converter.

Alternate embodiments of local audio device **102** are envisioned in which local receiver **302** are eliminated. In one such embodiment, local transmitter **308** is enabled whenever an audio event requiring recording is occurring. Local timecode generator **304** may be designed to generate timecodes whenever local transmitter **308** is enabled. When local transmitter **308** is not operating, the current value of local timecode generator **304** is stored in non-volatile memory to allow local timecode generator **304** to continue counting from the last generated timecode when the local transmitter **308** is re-enabled. Such embodiments include a timecode generator capable of generating unique timecodes for several years without a repeated timecode.

During recording, each local audio device **102** transmits data to one or more receivers and/or recorders. During recording, the receivers and/or recorders automatically detect corrupted audio data received from local audio devices **102** and maintain a list of same. The list of corrupted audio data

contains references to the respective local audio device **102** from which the corrupted audio data was received to allow such data to be recovered post-recording.

Post-recording, memories **332** may be removed from each local audio device **102** such that locally recorded data may be retrieved and used to repair the corruption of the audio file generated by the receiver/recorders that occurred due to the receipt of corrupted audio data. Such data recovery may be performed using the multi-memory unit of the present invention or an equivalent. In one embodiment, the multi-memory unit may connect directly to the receivers and/or recorders to allow this equipment to directly retrieve the required audio data. In another embodiment, memories **332** may be connected directly to the receivers/recorders for retrieval of the audio data, thereby eliminating the need for any extraneous equipment such as a personal computer. Identifiers such as local audio device identifiers, track identifiers, performer identifiers, and the like may be decoded from the audio data to allow the file manipulator to more quickly and easily manipulate the audio data.

Since the timecodes generated locally by each local audio device **102** may vary with respect to each other, the receivers, and/or the recorders, the present invention provides a method for ensuring that audio data retrieved from memories **332** is inserted in the proper time sequence with respect to the audio file(s) generated by the receiver/recorders. To achieve this, during recording, the receiver(s) and/or recorders generate or populate a cross-reference table, database, or the like that correlates the timecodes of the audio files generated by the receiver/recorders, as well as the timecodes of all audio data received from all local audio devices **102**. That is, the cross-reference mechanism correlates each timecode generated by a receiver or recorder to each timecode generated by each local audio device. In this manner, the timecodes of audio retrieved from memories **332** may be cross-referenced to determine the correlating timecode of the audio file generated by the receiver/recorders. Thereafter, the retrieved audio may optionally be re-stamped with the timecode of the receiver/recorder and inserted in its proper place within the receiver/recorder audio file. In this manner, audio may be wirelessly recorded with zero data loss.

Referring now to FIG. **4**A, illustrated is a flow diagram of one embodiment of a process for operation of a recording system such as recording system **100** in synchronous timecode generator mode in accordance with one embodiment of the present invention. Process **400** begins at **402**. For example, at **402**, one or more performers may each don a local audio device, such as local audio device **102** as described with respect to FIGS. **1**, **3**A, and **3**B. Also, a sound engineer or other personnel may be equipped with a control unit such as RCU **104**. Process **402** then proceeds to **404**.

At **404**, initialization occurs. During initialization, the local control unit such as local control unit **310** or other form of central processing unit is reset. Thereafter, the local transmitter, local receiver, ADC, DAC, and local timecode generator clock are initialized. The process then optionally proceeds to **406**, at which the sampling rate of the ADC is set. Alternatively, the sampling rate may be set via hardware or via software executed as part of a separate algorithm. In some embodiments of the present invention, a sample rate of 48 kHz is incorporated.

Next, at **408**, wireless receive channels are established between the local audio device and one or more wireless devices such as RCUs (e.g., RCU **104**), receivers, and audio recorders. To establish the channel, the local receiver of the audio device receives one or more data packets from the remote wireless device and stores the packets in a designated buffer. For example, when establishing wireless communication with a RCU, the local audio device may receive one or more data packets containing information such as a master timecodes, transport status (i.e., transport mode of an audio recorder), and the like. These packet(s) are then stored in an RX buffer (i.e., a reserved segment of memory used to hold data while it is being processed). Process **400** then proceeds to **410**.

At **410**, the local control unit reads the master timecode contained in the RX buffer and jam synchronizes the local timecode generator with the master timecode. The jam sync synchronizes the local audio device with the RCU while allowing the local audio device to supply its own timecode. Local supply of synchronized timecodes ensures proper timing during periods in which the master timecodes cannot be read (e.g., the RCU is temporarily unstable, wireless communication dropouts, etc.). Local supply of timecodes also allows local identifiers such as local track identifiers, local audio device identifiers, and the like to be added to the respective local audio device timecode. Such identifiers allow the locally recorded audio to be distinguished from audio recorded by other local audio devices. Such ability to distinguish is particularly useful to quickly and easily identify the audio tracks post-recording.

Next, at **412**, process **400** queries the transport status stored in the RX buffer. If at **412**, the transport status is stop, process **400** returns to **410**. However, if at **412**, the transport status is record, process **400** proceeds to **414**. At **414**, a new audio file is created in memory (e.g., on a flash card) and the newly created file is timestamped. In one aspect Of the present invention, timestamping includes storing the timecode in the file header. Process **400** then proceeds to **416**.

At **416**, the local control unit waits for an audio sample interrupt from the ADC. Once an audio sample interrupt occurs, process **400** proceeds to **418**. At **418**, the audio sample is retrieved from the ADC and stored in the local memory. In one aspect of the present invention, the audio sample is stored in the next available address of the local memory. Next, at **420**, the timecode generator counter is incremented, thereby indicating that the time period for one sample of audio has elapsed.

Process **400** then proceeds to **422**, at which the local control unit transmits the audio sample through the local transmitter to the other wireless devices such as RCUs, receivers, audio recorders, and the like. For example, audio from multiple local audio devices may be transmitted to a multi-track recorder for recording of the audio event while each local audio device locally records its performer's audio. At **424**, process **400** queries the RF buffer of the local receiver to determine the availability of a new master timecode packet. If at **424**, a new master timecode packet has not been received from the RF receiver, process **400** returns to **416**. However, if at **424**, a new master timecode packet has been received, process **400** proceeds to **426** as depicted in FIG. **4**B.

At **426**, process **400** executes a feedback loop algorithm, which modifies the speed of the local timecode generator as necessary to maintain its synchronization with the master timecode generator (e.g., a timecode generator contained within the RCU or master recorder). This algorithm may be implemented using any one of a variety of methods. In one embodiment of the present invention, a feedback loop algorithm, such as process **500** depicted in FIG. **5**, modulates a low-pass filtered feedback error voltage that is supplied by the local control unit directly to the local oscillator. The local oscillator then controls the sample rate of the ADC and the speed of the local timecode generator by supplying the feedback error voltage to the ADC's sample rate input and the

local timecode generator's clock control input. Alternatively, a comparator independent of the local control unit may perform the comparison of the master timecodes and the local timecodes and may vary the sample rate of the ADC and the speed of the local timecode generator by directly supplying the feedback error voltage to the oscillator. A variety of hardware and software equivalents of this function may be substituted without departing from the scope of the present invention.

Referring now to FIG. **5**, the feedback loop algorithm begins at **502**. At **504**, the current local timecode is retrieved from the timecode generator such as local timecode generator **304** and is written to the variable TCgen. Process **500** proceeds to **506**. At **506**, the current master timecode is retrieved from the RX buffer of the local receiver and is written to the variable TCrx and process **500** proceeds to **508**. At **508**, variable TCdiff is calculated by subtracting TCrx from TCgen. Process **500** then proceeds to **510**, at which process **500** compares TCdiff to zero. If, at **510**, TCdiff is less than zero, process **500** proceeds to **512**, at which the feedback error voltage supplied to the local oscillator's DAC by the local control unit is increased above the previously supplied feedback error voltage. The local oscillator's DAC then supplies the new feedback error voltage to the local oscillator, which, in turn, supplies a new clock input voltage to the local timecode generator and a new sample rate input to the ADC. In this manner, the speed of the local timecode generator and the sample rate of the ADC are increased to maintain synchronization with the master timecode generator. However, alternate embodiments of the present invention are envisioned in which only one of either the speed of the local timecode generator or the sample rate of the ADC is modified.

Alternatively, if at **510** TCdiff is not less than zero, process **500** proceeds to **514**, at which TCdiff is analyzed to determine if it is greater than zero. If yes, process **500** proceeds to **516** and the feedback error voltage supplied to the local oscillator's DAC by the local control unit is decreased below the previously supplied feedback error voltage. The local oscillator's DAC then supplies the new feedback error voltage to the local oscillator, which, in turn, supplies a new clock input voltage to the local timecode generator and a new sample rate input to the ADC. In this manner, the speed of the local timecode generator and the sample rate of the ADC are decreased to maintain synchronization with the master timecode generator. However, alternate embodiments of the present invention are envisioned in which only one of either the speed of the local timecode generator or the sample rate of the ADC is modified. Furthermore, alternate embodiments are envisioned in which an inverse relationship occurs (e.g., DAC voltage is increased when TCDiff is greater than zero and it is decreased when TCDiff is less than zero).

If TCdiff is neither less than zero as determined at **510** or greater than zero as determined at **514**, then TCdiff is equal to zero. In this scenario, the local and master timecode generators are synchronized and, therefore, no adjustment is made to the speed of the local timecode generator. At this point, process **500** ends at **518**.

Although FIG. **5** depicts one method of performing a feedback loop, many variations of this feedback loop may be substituted without departing from the scope of the present invention. For example, the feedback loop may be implemented as a digital phased locked loop that re-samples the audio in a manner that simulates a hardwired feedback loop. Also, the feedback loop may include a low pass filter.

Referring back to FIG. **4**B, after execution of the feedback loop algorithm at **426**, process **400** proceeds to **428**. At **428**, the local timecode generator is jam synchronized with the newly received master timecode read from the RX buffer. Next, process **400** optionally proceeds to **430**, at which a timecode is stored as an escape sequence in the next available address of the local memory. The escape sequence stores a master timecode in addition to the locally generated timestamp. This escape sequence may be used post-processing to resample the audio based upon interpolated master timecode data. Process **400** then proceeds to **432**. At **432**, process **400** queries the continuous loop record mode. If at **432** the continuous loop record mode is enabled, process **400** returns to **416** to wait for an audio sample interrupt from the ADC as discussed above. However, if at **432**, the continuous loop record mode has not been enabled, process **400** proceeds to **434**. At **434**, process **400** queries the transport status. If at **434** the transport status is record, process **400** returns to **416** to wait for an audio sample interrupt from the ADC as discussed above. However, if at **434**, the transport status is stop, process **400** returns to **410**, at which process **400** continuously jam synchronizes the local timecode generator with the master timecodes received in the RX buffer until the transport status changes from stop to record at **412**.

Turning next to FIG. **6**, illustrated is a flow diagram of one embodiment of a process for recording audio and for replaying and re-recording segments of missed audio in accordance with embodiments of the present invention. Process **600** begins at **602**. For example, at **602**, one or more performers may each don a local audio device, such as local audio device **102** as described with respect to FIG. **2**A. Process **600** then proceeds to **604**.

At **604**, a master unit, such as RCU **104**, receiver **106**, or recorder **108** transmits master timecodes to each local audio device, and process **600** proceeds to **606**. At **606**, each local audio device synchronizes (e.g., jam syncs) its respective on board local timecode generator with the master timecodes received from the master unit, thereby synchronizing all local audio device timecode generators with the master timecode generator contained within the master unit. Process **600** then proceeds to **608**. At **608**, local audio devices begin locally recording audio received from an audio input device. This audio is stored in the memory of the respective local audio device with timestamps generated by the local timecode generator. Identifiers such as track identifiers, local audio device identifiers, and the like may also be stored in the memory of the respective local audio device to allow the locally recorded audio to be associated by track, local audio device, or the like post-recording. Each local audio device also simultaneously transmits its received audio to recorders or receiver/recorder combinations such as receivers **106** and recorders **108** in real time. Such audio may be transmitted alone or in combination with its respective timecodes. The audio received from each of the local audio devices (e.g., the local audio device of each performer) may be combined to create one or more multi-track audio files that are stored with master timestamps generated by the receiver/recorder's internal master timecode generator. In some embodiments of the present invention, local timecodes generated by the respective local audio device are stored with the multi-track audio files in addition to the master timestamps.

Process **600** then proceeds to **610**. At **610**, process **600** queries the initiation of audio replay. The initiation of audio replay may be manual or automatic. For example, if a user detects a loss of audio, the user may manually initiate audio replay beginning at the specific timecode reference at which the transmission error occurred. Alternatively, if a loss of audio is automatically detected by the receiving equipment, a playback request may be sent from the receiving equipment to the controlling unit such as a remote control unit. In response,

such controlling unit may command the local audio devices to replay or retransmit the missed audio to the receiving equipment beginning at the timecode at which the loss of data occurred or at a conveniently close time thereto (e.g., zero to ten seconds prior to the loss of data).

If, at **610**, audio replay is not initiated either manually or automatically, process **600** returns to **608**. However, if, at **610**, audio replay is initiated, process **600** proceeds to **612**. At **612**, a controlling unit, such as RCU **104**, sends a signal to the local audio devices requesting playback of the stored audio starting at a specific timecode.

Next, at **614**, each local audio device processes the playback command and synchronizes playback to the timecode contained in the playback command. In addition, at least one local audio device transmits the synchronization data to the receiving equipment (e.g., receiver **106**, recorder **108**, etc.) to synchronize recording of the replayed audio. Process **600** then proceeds to **616**. However, in alternate embodiments of the present invention, the receiving equipment and the local audio devices may simultaneously receive the synchronization and time reference data from the transmitting equipment (e.g., the controlling unit).

At **616**, one or more local audio devices transmit, or replay, its respective stored audio starting with the audio that corresponds to the time specified by the timecode. The receiving equipment simultaneously records the replayed audio from each of the local audio devices and stores it within the previously recorded audio according to its timecode data. That is, due to the highly accurate synchronization of all of the components of the recording system, the receiving equipment may insert the replayed audio data that was not recorded during the audio event due to wireless transmission errors into the original recording at the nearly the exact time at which the missed audio originally occurred, thereby compensating for any transmission losses. Process **600** then proceeds to **618**. At **618**, one or more local audio devices continue to replay audio while the receiving equipment records the audio.

At **620**, process **600** queries the status of audio replay. If, at **620**, the audio has been fully replayed, process **600** proceeds to **608**. At **608**, the local audio devices may record a new audio event or may replay a different segment of recorded data. Otherwise, if, at **620**, all requested audio has not been replayed or re-recorded, process **600** returns to **618**.

Referring now to FIG. **7**, illustrated is a flow diagram of one embodiment of a process for operation of a recording system such as recording system **100** in asynchronous timecode generator mode in accordance with one embodiment of the present invention. Process **700** begins at **702**. For example, at **702**, one or more performers may each don a local audio device, such as local audio device **102** as described with respect to FIGS. **1**, **3**A, and **3**B. Also, a sound engineer or other personnel may be equipped with a control unit such as RCU **104**. Process **702** then proceeds to **704**.

At **704**, initialization occurs. During initialization, the local control unit such as local control unit **310** or other form of central processing unit is reset. Thereafter, the local transmitter, local receiver, ADC, DAC, and clock are initialized. The process then proceeds to **706**, at which the sampling rate of the ADC is set. In some embodiments of the present invention, a sample rate of 48 kHz is incorporated.

Next, at **708**, wireless receive channels are established between the local audio device and one or more wireless devices such as RCUs (e.g., RCU **104**), receivers, and audio recorders. To establish the channel, the local receiver of the audio device receives one or more data packets from the remote wireless device and stores the packets in a designated buffer. For example, when establishing wireless communication with a RCU, the local audio device may receive one or more data packets containing information such as a timecode, transport status (i.e., transport mode of an audio recorder), and the like. These packet(s) are then stored in an RX buffer. Process **700** then proceeds to **710**.

At **710**, the local control unit reads the transport status and the master timecode contained in the RX buffer. Next, at **712**, process **700** queries the transport status. If at **712**, the transport status is stop, process **700** returns to **710**. However, if at **712**, the transport status is record, process **700** proceeds to **714**. At **714**, a new audio file is created in memory (e.g., on a flash card) and the timecode is stored in the header of the newly created file. Such timecode may optionally include identification information such as track identifiers, local audio device, identifiers, and the like. Or, alternatively, such identification information may be stored in the newly created file in a location other than the timecode. For example, such identification information may be stored in the data stream in the header of the newly created file. However, the present invention is not so limited. Process **700** then proceeds to **716**.

At **716**, the local control unit waits for an audio sample interrupt from the ADC. Once an audio sample interrupt occurs, process **700** proceeds to **718**. At **718**, the audio sample is retrieved from the ADC and stored in the local memory. In one aspect of the present invention, the audio sample is stored in the next available address of the local memory. Process **700** then proceeds to **720**, at which the local control unit transmits the audio sample through the local transmitter to the other wireless devices such as receivers, audio recorders, and the like.

At **722**, process **700** queries the RF buffer of the local receiver to determine the availability of a new master timecode packet. If at **722**, a new master timecode packet has not been received from the RF receiver, process **700** returns to **716**. However, if at **722**, a new master timecode packet has been received, process **700** optionally proceeds to **724**. At **724**, the timecode is stored as an escape sequence in the next available address of the local memory. Process **700** then proceeds to **726**. At **726**, process **700** queries the continuous loop record mode. If at **726** the continuous loop record mode is enabled, process **700** returns to **716** to wait for an audio sample interrupt from the ADC as discussed above. However, if at **726**, the continuous loop record mode has not been enabled, process **700** proceeds to **728**. At **728**, process **700** queries the transport status. If at **728** the transport status is record, process **700** returns to **716** to wait for an audio sample interrupt from the ADC as discussed above. However, if at **728**, the transport status is stop, process **700** returns to **710**, at which process **700** continuously reads the transport status and master timecodes from the RX buffer until the transport status changes from stop to record at **712**.

Operation of the present invention in asynchronous mode allows one or more components of local audio devices such as local audio devices **102** (e.g., local timecode generator, comparator, counter, etc.) to be eliminated in embodiments in which the local audio devices utilize master timecodes generated by the master timecode generator rather than locally generated timecodes.

Referring next to FIG. **8**, depicted is multi-memory unit **800** for reading and/or reformatting audio files recorded on a plurality of local audio device memories (e.g., memories **332**). In its simplest form, such as the embodiment depicted in FIG. **8**, multi-memory unit **800** includes a plurality of individual memory ports **802***a*-**802***f*(e.g., flash memory card drives, compact flash memory card drives, USB thumbdisk ports, etc.). Also optionally included is a plurality of memory status displays **804***a*-**804***f* to indicate to a user which memory

ports **802** are in use. Similarly, power status display **806** and external connection status display **808** may be optionally included to indicate the presence of power and an external connection (e.g., a personal computer), respectively. Multi-memory unit **800** may be equipped with an integral user interface or may be connected to an external interface (e.g., a personal computer) to allow the audio files contained on each memory to be manipulated and/or read.

In one aspect of the present invention, the memory of each local audio device such as local audio device **102** may be removed after completion of a performance, videotaping, etc. Each memory may then be inserted into a corresponding one of memory ports **802**. Thereafter, all of the individual audio files may be combined to provide one or more comprehensive audio files. Or, alternatively, each audio file may be individually reformatted or otherwise manipulated prior to creation of one or more comprehensive audio files.

In embodiments of the present invention in which the recording system recorded the audio event in asynchronous mode, or in which long periods (e.g., 8 hours) of recording occurred, multi-memory unit **800** may be used to resample the audio samples to ensure that each audio file's timestamps are properly synchronized. One example of such as process is illustrated in the flowchart of FIG. **9**.

In some embodiments of the present invention, multi-memory unit **800** may allow identification information such as track identifiers, local audio device identifiers, and the like to be added to each portion of audio stored in memory **332**. In such embodiments, multi-memory unit **800** may have the ability to modify the timecode(s) associated with each portion of audio recorded on each memory **332** to add, modify, or delete the desired identification information. Or, alternatively, multi-memory unit **800** may have the ability to add such identification information to each portion of audio stored in memory **332** in a location other than the timecode (e.g., in a file header).

Referring now to FIG. **9**, illustrated is a flow diagram of one embodiment of a process for interpolating timestamps for unstamped audio samples (i.e., audio samples that are not associated with a master timecode timestamp) based upon the timestamps of stamped audio samples (i.e., audio samples that are associated with a master timecode timestamp), and resampling the audio samples to include the interpolated timestamps in accordance with embodiments of the present invention. After recording of an audio event, the audio data stored in the memory of the local audio device (e.g., memory **332**) will typically be stored as an audio sample stream wherein approximately one out of every one thousand to one hundred thousand samples includes a timestamp generated by a remote master timecode generator. However, the interval between timestamped audio samples may be greater than the aforementioned interval if the wireless timecode link was less reliable than a standard wireless link.

The resampling process depicted in FIG. **9**, and equivalents thereof, analyze the occurrence of the relatively sparse timestamped audio samples to generate a linear interpolation or a best fit curve. This curve is then used to interpolate timestamps for the unstamped audio samples. After the timestamp of each audio sample has been interpolated, the audio samples may then be re-sampled such that the audio samples are now synchronized with samples generated by the master timecode generator. In one aspect of the present invention, the audio samples are resampled based upon the calculated curve to simulate the condition of an ADC whose sample rate input was driven directly by the master timecode generator's source.

If all of the audio from all local audio devices is resampled in this manner, each resulting resampled audio file appears as if it was originally sampled with an accurate audio sample clock derived from the master timecode source. This resampling allows each audio file to include a single timestamp that marks the master timecode of the first audio sample of the audio file. Furthermore, since the audio files now appear as if they have been sampled by an extremely accurate audio sample clock, each audio sample's timestamp may be accurately calculated based solely on the audio sample rate and the timestamp of the first audio sample of the audio file. This condition allows the audio files to be formatted and/or stored as a standard timecoded broadcast .WAV file, thereby allowing them to be read, edited, etc. using standard, commercially-available editing systems. That is, the files may be processed in the same manner as if the audio file had been generated by a standard multi-track audio recorder. Such condition allows the present invention to be easily integrated with other industry standard recording equipment.

One such resampling process is illustrated in FIG. **9**. Process **900** begins at **902**. For example, at **902**, one or more local audio device memories may be removed from its respective local audio device and may be inserted into a multi-memory unit **800**, or an equivalent thereof. Process **902** then proceeds to **904**.

At **904**, process **900** determines the desired starting and ending timecodes and stores this data in the variables TimeCodeStart and TimeCodeEnd, respectively. The desired starting and ending timecodes may be input by a user or may be suggested or automatically determined by the algorithm. Process **900** then proceeds to **906**. At **906**, a variable, i, is initialized to a value of zero. The variable i corresponds to the position of audio samples or data points in a data array represented by the variable AudioSample[i]. Process **900** then proceeds to **908**.

At **908**, process **900** begins an iterative search for the audio file that matches the desired starting timecode of the output file by comparing the value of TimeCodeStart with the value of the timecode of AudioSample[i]. If, at **908**, the value of TimeCodeStart is equal to the value of the AudioSample[i] timecode, process **900** proceeds to **912**. However, if at **908** the value of TimeCodeStart is not equal to the value of the AudioSample[i] timecode, process **900** proceeds to **910**. At **910**, the variable i is increased by a value of one thereby allowing the value located in the next position of the audio sample array to be compared to the value of TimeCodeStart when process **900** returns to **908**.

If the value of TimeCodeStart is equal to the value of the AudioSample[i] timecode, process **900** proceeds to **912**. At **912**, a variable, n, is initialized to a value of one. The variable n is added to the variable i to allow process **900** to continue to traverse the audio sample array while maintaining the location of the audio sample at the starting timecode, which is represented by the variable AudioSample[i]. Process **900** then proceeds to **914**. At **914**, the value of the AudioSample[i+n] timecode is compared to the value of TimeCodeEnd: If at **914**, the value of the AudioSample[i+n] timecode is greater than or equal to the value of TimeCodeEnd, process **900** proceeds to **916**. At **916**, the value of the AudioSample[i+n] timecode is again compared to the value of TimeCodeEnd. If at **914**, the value of the AudioSample[i+n] timecode is greater than the value of TimeCodeEnd, process **900** proceeds to **928**, at which process **900** terminates. However, if at **916**, the value of the AudioSample[i+n] timecode is equal to the value of TimeCodeEnd, process **900** proceeds to **922**.

Conversely, if at **914**, the value of the AudioSample[i+n] timecode is less than the value of TimeCodeEnd, process **900**

proceeds to **918**. At **918**, the value of the AudioSample[i+n] timecode is compared to the value of CurrentTimeCodeEscapeSequence. If, at **918**, the value of the AudioSample[i+n] timecode is not equal to the value of TimeCodeEscapeSequence, process **900** proceeds to **920** where the variable n is increased by one and process **900** returns to **914**. However, if at **918**, the value of the AudioSample[i+n] timecode is equal to the value of TimeCodeEscapeSequence, process **900** proceeds to **922**.

At **922**, the average time period "T" that elapsed between the audio samples that occurred between AudioSample[i] and AudioSample[i+n] may be calculated by subtracting the value of the timecode of AudioSample[i] from the value of the timecode of AudioSample[i+n] and dividing by n, wherein n is now equivalent to the number of audio samples that occurred between the current timestamped audio sample and the previous timestamped audio sample. Process **900** then proceeds to **924**. At **924**, AudioSamples[i] through AudioSamples[i+n] are re-sampled at any desired sample rate based upon the value of T as calculated in **922**, or any other desired sample rate, using an audio resampling algorithm (e.g., linear interpolation). Process **900** then proceeds to **926**, at which the variable i is set to a value equal to the current value of i plus the current value of n and process **900** returns to **912**. The iterative process continues until the value of the AudioSample[i+n] timecode is greater than the value of TimeCodeEnd, whereby process **900** proceeds to **928**, at which process **900** terminates.

A similar interpolation algorithm, such as the algorithm depicted in FIG. **10**, may be incorporated to break down single large audio files (e.g., an audio file recording the filming of multiple movie takes over a continuous eight hour period as a single eight-hour audio file) into smaller, more useful files (e.g., one audio file per take). These smaller files will allow the audio recorded locally by the local audio devices to be more easily matched or synchronized with the individual audio files recorded by a master recorder such as recorder **108**.

In one use of an embodiment of the present invention, multiple local audio devices store audio samples with wirelessly-received timecode and transport status samples continuously for the entire duration of the work day (e.g., an 8 hour period). In a typical scenario, while the local audio devices are recording continuously, a technician intermittently records segments of the eight-hour audio event. For example, in a film setting, each segment would typically represent a movie 'take' and might range from one to five minutes in duration. Consequently, the master recorder generates individual audio files (i.e., at least one audio file for each recorded segment such as a movie take), whereas each local audio device generates one massive audio file. Therefore, there is a need for a method of segmenting each large local audio file into smaller audio files that correspond to the segments recorded by the master recorder.

The segmentation method (i.e., the method of segmenting the large local audio devices' files to match the multiple, smaller master recorder's audio file) requires knowledge of which portions of the single local audio device audio file are important and which portions can be discarded. This information can be inferred from the transport status of the master recorder since it is typically operated by someone with this knowledge. Therefore, when the transport status of the master recorder changes from stop to record, it can be inferred that a new master recorder audio file begins, and, subsequently, when the transport status of the master recorder changes from record to stop, it can be inferred that the same master recorder audio file has ended. In addition, when the transport status of the master recorder remains in the stop mode, it can be inferred that the audio recorded by the local audio device during this time period may be discarded. This audio may be discarded post-processing as per algorithms such as that depicted in FIG. **10** or during live recording.

In embodiments of the present invention in which such data is discarded during live recording, the transport status and master timecode of the master recorder are wirelessly transmitted to the local audio devices. This information may be processed by the local audio devices to allow them to create a new audio file with the current master timecode of the master recorder whenever the received transport status and master timecode indicate that the transport status has changed from stop to record. Similarly, the local audio devices may end the newly created audio file when the received transport status indicates that it has changed from record to stop. In this scenario, the resulting local audio device files will automatically be segmented and will each be marked with a master timestamp at the beginning of each file.

However, in embodiments of the present invention in which unimportant audio is not discarded during live recording and, therefore, one or more large audio files are created, the large audio files may be segmented as per a process such as process **1000** as illustrated in FIG. **10**. Process **1000** begins at **1002** at which one or more local audio devices have continuously recorded a lengthy quantity of audio data. Process **1000** then proceeds to **1004**.

At **1004**, a copy of the audio file directory containing the segmented audio files that correspond to the same time period as the local audio device's single large audio file is obtained from the master recorder. Process **1000** then proceeds to **1006**. At **1006**, a variable y is initialized to a value of zero. The variable y corresponds to the number of each file contained in the audio file directory copied from the master recorder. Process **1000** then proceeds to **1008**, at which the variable y is increased by one and a variable x is initialized to a value of one. The variable x corresponds to the position of each audio sample within a particular file. Process **1000** then proceeds to **1010**, at which the copied audio file directory is queried to determine if a file[y] (i.e., the file named with the number that corresponds to the value of y) exists in the audio file directory. If no, process **1000** proceeds to **1028** and terminates.

If file[y] does exist, process **1000** proceeds to **1012**, at which process **1000** determines the starting and ending timecodes for file[y] and stores them in the variables TimeCodeStart and TimeCodeEnd, respectively. Process **1000** then proceeds to **1014**, at which process **1000** compares the value of TimeCodeStart to the value of the timecode associated with AudioSample[x] stored in the memory of the local audio device. If at **1014** the value of TimeCodeStart is not equal to the value of the timecode associated with AudioSample[x], process **1000** proceeds to **1016**. At **1016**, the variable x is increased by one and process **1000** returns to **1014**. In this manner, TimeCodeStart is compared to each consecutive AudioSample[x] until the AudioSample timestamped with a value equal to TimeCodeStart is found. In some embodiments of the present invention, process **1000**, or an equivalent thereof, is performed after process **900**, or an equivalent thereof, to ensure that each of the audio samples has a timestamp (e.g., an interpolated timestamp).

When the AudioSample[x] having a timecode equivalent to TimeCodeStart is found at **1014**, process **1000** proceeds to **1018**. At **1018**, AudioSample[x] is extracted and process **1000** proceeds to **1020**, at which the variable x is increased by one and process **1000** proceeds to **1022**. At **1022**, process **1000** compares the value of TimeCodeEnd to the value of the

timecode associated with AudioSample[x]. If at **1022**, the value of TimeCodeEnd is not equal to the value of the AudioSample[x] timecode, process **1000** returns to **1018**, whereupon audio samples are consecutively extracted until the timecode of the current AudioSample[x] equals TimeCodeEnd. If, at **1022**, the value of TimeCodeEnd is equal to the value of the timecode of AudioSample[x], process **1000** proceeds to **1024**, at which the final AudioSample[x] of the segmented audio file is extracted and the audio file is saved at **1026**.

Process **1000** then proceeds to **1008**, at which the variable y is increased by one and process **1000** proceeds to **1010** at which the audio file directory is queried to determine the existence of file [y]. If file[y] exists, process **1000** proceeds to **1012** and it continues thereafter as described above. However, if at **1010**, it is determined that file[y] does not exist, process **1000** proceeds to **1028**, at which it terminates.

Although several processes have been disclosed herein as software, it is appreciated by one of skill in the art that the same processes, functions, etc. may be performed via hardware or a combination of hardware and software. Similarly, although the present invention has been disclosed with respect to wireless systems, these concepts may be applied to hardwired systems and hybrid hardwired and wireless systems without departing from the scope of the present invention.

It will be appreciated by those skilled in the art that changes could be made to the embodiments described above without departing from the broad inventive concept thereof. It is understood, therefore, that this invention is not limited to the particular embodiments disclosed, but it is intended to cover modifications within the spirit and scope of the present invention as defined by the appended claims.

We claim:

1. A system for recording locally generated audio comprising:

at least one master timecode generator for generating a plurality of master timecodes; and

at least one local audio device wearable by a creator of said locally generated audio including:

at least one local audio device receiver for receiving at least one of the group consisting of digital commands, said master timecodes, and non-local audio data;

at least one audio input port for receiving locally generated audio from an audio input device;

at least one memory; and

at least one control unit electrically coupled to said local audio device receiver, said audio input device, and said memory for creating local audio data from said locally generated audio and storing said local audio data in said memory;

wherein said local audio data includes stamped local audio data and unstamped local audio data;

wherein said stamped local audio data includes at least one first timestamp to reference at least a portion of said local audio data to at least one of said master timecodes; and

wherein said unstamped local audio data does not include a reference to said master timecodes.

2. A system according to claim **1**, wherein said local audio data includes at least one identifier selected from the group consisting of track identifiers, local audio device identifiers, performer identifiers, and combinations thereof.

3. A system according to claim **1**, said system further comprising:

at least one remote control unit having an RCU transmitter capable of wirelessly transmitting digital commands;

wherein said remote control unit controls at least one function of said local audio devices via transmission of at least one of said digital commands; and

wherein said function includes at least one of the group consisting of adding said track identifier to at least a portion of said local audio data, deleting said track identifier from at least a portion of said local audio data, altering said track identifier associated with at least a portion of said local audio data, adding said local audio device identifier to at least a portion of said local audio data, deleting said local audio device identifier from at least a portion of said local audio data, altering said local audio device identifier associated with at least a portion of said local audio data, adding said performer identifier to at least a portion of said local audio data, deleting said performer identifier from at least a portion of said local audio data, altering said performer identifier associated with at least a portion of said local audio data and combinations thereof.

4. A system according to claim **1**, said system further comprising:

a multi-memory unit including:

at least one memory unit interface for connection to at least a portion of said memory; and

a user interface for manipulating said local audio data contained in said at least a portion of said memory;

wherein said manipulation includes at least one of the group consisting of adding said track identifier to at least a portion of said local audio data, deleting said track identifier from at least a portion of said local audio data, altering said track identifier associated with at least a portion of said local audio data, adding said local audio device identifier to at least a portion of said local audio data, deleting said local audio device identifier from at least a portion of said local audio data, altering said local audio device identifier associated with at least a portion of said local audio data, adding said performer identifier to at least a portion of said local audio data, deleting said performer identifier from at least a portion of said local audio data, altering said performer identifier associated with at least a portion of said local audio data, and combinations thereof.

5. A system according to claim **4**, wherein said manipulation is performed via commercially available software.

6. A system according to claim **1**, wherein said master timecode includes at least one of the group consisting of time data, frame data, timecode type, recorder transport status, name of scene, name of take, track identifier, and combinations thereof.

7. A system for recording locally generated audio comprising:

at least one master timecode generator for generating a plurality of master timecodes; and

at least one local audio device wearable by a creator of said locally generated audio including:

at least one local audio device receiver for receiving at least one of the group consisting of digital commands and said master timecodes;

at least one audio input port for receiving locally generated audio from an audio input device;

at least one memory;

at least one local timecode generator for generating a plurality of local timecodes; and

at least one control unit electrically coupled to said local audio device receiver, said audio input device, said memory, and said local timecode generator for creat-

ing stamped local audio data and storing said stamped local audio data in said memory;

wherein said stamped local audio data includes at least one local timestamp to reference at least a portion of said stamped local audio data to at least one of said local timecodes; and

wherein said stamped local audio data includes at least one identifier selected from the group consisting of track identifiers, local audio device identifiers, performer identifiers, and combinations thereof.

8. A system according to claim **7**, said system further comprising:

at least one remote control unit having an RCU transmitter capable of wirelessly transmitting digital commands;

wherein said remote control unit controls at least one function of said local audio devices via transmission of at least one of said digital commands; and

wherein said function includes at least one of the group consisting of adding said track identifier to at least a portion of said stamped local audio data, deleting said track identifier from at least a portion of said stamped local audio data, altering said track identifier associated with at least a portion of said stamped local audio data, adding said local audio device identifier to at least a portion of said stamped local audio data, deleting said local audio device identifier from at least a portion of said stamped local audio data, altering said local audio device identifier associated with at least a portion of said stamped local audio data, adding said performer identifier to at least a portion of said stamped local audio data, deleting said performer identifier from at least a portion of said stamped local audio data, altering said performer identifier associated with at least a portion of said stamped local audio data, and combinations thereof.

9. A system according to claim **7**, said system further comprising:

a multi-memory unit including:

at least one memory unit interface for connection to at least a portion of said memory; and

a user interface for manipulating said local audio data contained in said at least a portion of said memory;

wherein said manipulation includes at least one of the group consisting of adding said track identifier to at least a portion of said local audio data, deleting said track identifier from at least a portion of said local audio data, altering said track identifier associated with at least a portion of said local audio data, adding said local audio device identifier to at least a portion of said local audio data, deleting said local audio device identifier from at least a portion of said local audio data, altering said local audio device identifier associated with at least a portion of said local audio data, adding said performer identifier to at least a portion of said local audio data, deleting said performer identifier from at least a portion of said local audio data, altering said performer identifier associated with at least a portion of said local audio data, and combinations thereof.

10. A system according to claim **9**, wherein said manipulation is performed via commercially available software.

11. A system according to claim **7**, wherein said master timecode includes at least one of the group consisting of time data, frame data, timecode type, recorder transport status, name of scene, name of take, track identifier, and combinations thereof.

12. A method of wirelessly recording local audio, said method comprising:

locally receiving said local audio generated by at least one performer during an audio event;

wirelessly transmitting said local audio to at least one of the group consisting of a recorder, a receiver, and combinations thereof;

locally recording said local audio as local audio data in at least one memory of at least one local audio device; and

remotely recording said transmitted local audio via at least one of the group consisting of a recorder, a receiver, and combinations thereof as remote audio data;

wherein at least a portion of said local audio data is retrieved during or subsequent to said audio event and is combined with said remote audio data;

wherein said local audio data includes at least one identifier selected from the group consisting of track identifiers, local audio device identifiers, performer identifiers, and combinations thereof.

13. A method according to claim **12**, said method further comprising the step of:

locally receiving or generating a plurality of master timecodes;

wherein said local audio data includes stamped local audio data and unstamped local audio data;

wherein said stamped local audio data includes at least one first timestamp to reference at least a portion of said local audio data to at least one of said master timecodes;

wherein said unstamped local audio data does not include a reference to said master timecodes;

wherein said master timecode includes at least one of the group consisting of time data, frame data, timecode type, recorder transport status, name of scene, name of take, track identifier, and combinations thereof.

14. A method according to claim **12**, said method further comprising:

remotely controlling at least one function of at least one of said local audio device via at least one remote control unit;

wherein said function includes at least one of the group consisting of adding said track identifier to at least a portion of said local audio data, deleting said track identifier from at least a portion of said local audio data, altering said track identifier associated with at least a portion of said local audio data, adding said local audio device identifier to at least a portion of said local audio data, deleting said local audio device identifier from at least a portion of said local audio data, altering said local audio device identifier associated with at least a portion of said local audio data, adding said performer identifier to at least a portion of said local audio data, deleting said performer identifier from at least a portion of said local audio data, altering said performer identifier associated with at least a portion of said local audio data, and combinations thereof.

15. A method according to claim **12**, further comprising:

manipulating said local audio data contained in at least a portion of said memory;

wherein said manipulation includes at least one of the group consisting of adding said track identifier to at least a portion of said memory, deleting said track identifier from at least a portion of said memory, altering said track identifier associated with at least a portion of said memory, adding said local audio device identifier to at least a portion of said memory, deleting said local audio device identifier from at least a portion of said memory, altering said local audio device identifier associated with at least a portion of said memory, adding said performer identifier to at least a portion of said local audio data,

deleting said performer identifier from at least a portion of said local audio data, altering said performer identifier associated with at least a portion of said local audio data, and combinations thereof.

16. A method according to claim **15**, wherein said manipulation is performed via commercially available software.

17. A method of recording local audio, said method comprising the steps of:

locally receiving said local audio generated by at least two performers during an audio event;

locally recording said local audio as local audio data in at least one memory of at least one local audio device; and

locally receiving or generating a plurality of master timecodes;

wherein said local audio data for each of said performers is retrieved from said local audio devices subsequent to said audio event and is combined to create a single multi-track audio file;

wherein said local audio data includes at least one identifier selected from the group consisting of track identifiers, local audio device identifiers, performer identifiers, and combinations thereof;

wherein said local audio data includes stamped local audio data and unstamped local audio data;

wherein said stamped local audio data includes at least one first timestamp to reference at least a portion of said local audio data to at least one of said master timecodes;

wherein said unstamped local audio data does not include a reference to said master timecodes; and

wherein said master timecode includes at least one of the group consisting of time data, frame data, timecode type, recorder transport status, name of scene, name of take, track identifier, and combinations thereof.

18. A method according to claim **17**, further comprising:

remotely controlling at least one function of at least one of said local audio device via at least one remote control unit;

wherein said function includes at least one of the group consisting of adding said track identifier to at least a portion of said local audio data, deleting said track identifier from at least a portion of said local audio data, altering said track identifier associated with at least a portion of said local audio data, adding said local audio device identifier to at least a portion of said local audio data, deleting said local audio device identifier from at least a portion of said local audio data, altering said local audio device identifier associated with at least a portion of said local audio data, adding said performer identifier to at least a portion of said local audio data, deleting said performer identifier from at least a portion of said local audio data, altering said performer identifier associated with at least a portion of said local audio data, and combinations thereof.

19. A method according to claim **17**, further comprising:

manipulating said local audio data contained in at least a portion of said memory;

wherein said manipulation includes at least one of the group consisting of adding said track identifier to at least a portion of said memory, deleting said track identifier from at least a portion of said memory, altering said track identifier associated with at least a portion of said memory, adding said local audio device identifier to at least a portion of said memory, deleting said local audio device identifier from at least a portion of said memory, altering said local audio device identifier associated with at least a portion of said memory, adding said performer identifier to at least a portion of said local audio data, deleting said performer identifier from at least a portion of said local audio data, altering said performer identifier associated with at least a portion of said local audio data, and combinations thereof.

20. A method according to claim **19**, wherein said manipulation is performed via commercially available software.

* * * * *

(12) **INTER PARTES REVIEW CERTIFICATE** (2847th)

United States Patent

Sanders et al.

(10) **Number: US 7,929,902 K1**

(45) **Certificate Issued: Sep. 28, 2022**

(54) **VIRTUAL WIRELESS MULTITRACK RECORDING SYSTEM**

(75) Inventors: **Glenn Norman Sanders**; **Howard Glenn Stark**

(73) Assignee: **ZAXCOM, INC.**

Trial Number:

IPR2018-01129 filed Jun. 12, 2018

Inter Partes Review Certificate for:

Patent No.: **7,929,902**
Issued: **Apr. 19, 2011**
Appl. No.: **11/404,735**
Filed: **Apr. 14, 2006**

The results of IPR2018-01129 are reflected in this inter partes review certificate under 35 U.S.C. 318(b).

INTER PARTES REVIEW CERTIFICATE
U.S. Patent 7,929,902 K1
Trial No. IPR2018-01129
Certificate Issued Sep. 28, 2022

AS A RESULT OF THE INTER PARTES REVIEW PROCEEDING, IT HAS BEEN DETERMINED THAT:

Claims **7**, **8**, **11**, **12**, **14** and **15** are cancelled.

21. (substitute for claim **7**) *A system for locally recording locally generated audio and remotely recording the locally generated audio comprising:*

at least one remote recorder;

at least one master timecode generator for generating a plurality of master timecodes; and

at least one local audio device wearable by a creator of said locally generated audio including:

at least one local audio device receiver for receiving digital commands and said master timecodes;

at least one audio input port for receiving locally generated audio from an audio input device;

at least one memory;

a wireless transmitter transmitting said locally generated audio to said at least one remote recorder;

at least one local timecode generator for generating a plurality of local timecodes, said local timecode generator is synchronized by said master timecodes; and

at least one control unit electrically coupled to said local audio device receiver, said audio input device, said memory, and said local timecode generator for creating stamped local audio data and storing said stamped local audio data in said memory;

wherein said stamped local audio data includes at least one local timestamp to reference at least a portion of said stamped local audio data to at least one of said local timecodes;

wherein said stamped local audio data includes at least one identifier selected from the group consisting of track identifiers, local audio device identifiers, performer identifiers, and combinations thereof; and

said at least one remote recorder receiving said locally generated audio and remotely recording said locally generated audio as remote audio data; receiving said stamped local audio data, and replacing a portion of said remote audio data with said stamped local audio data.

22. (substitute for claim **8**) *A system according to claim **21**, said system further comprising:*

at least one remote control unit having an RCU transmitter capable of wirelessly transmitting digital commands;

wherein said remote control unit controls at least one function of said local audio devices via transmission of at least one of said digital commands; and wherein said function includes at least one of the group consisting of adding said track identifier to at least a portion of said stamped local audio data, deleting said track identifier from at least a portion of said stamped local audio data, altering said track identifier associated with at least a portion of said stamped local audio data, adding said local audio device identifier to at least a portion of said stamped local audio data, deleting said local audio device identifier from at least a portion of said stamped local audio data, altering said local audio device identifier associated with at least a portion of said stamped local audio data, adding said performer identifier to at least a portion of said stamped local audio data, deleting said performer identifier from at least a portion of said stamped local audio data, altering said performer identifier associated with at least a portion of said stamped local audio data, and combinations thereof.

23. (substitute for claim **11**) *A system according to claim **21**, wherein said master timecode includes at least one of the group consisting of time data, frame data, timecode type, recorder transport status, name of scene, name of take, track identifier, and combinations thereof.*

24. (substitute for claim **12**) *A method of wirelessly recording local audio, said method comprising:*

locally receiving said local audio generated by at least one performer during an audio event;

wirelessly transmitting said local audio to at least one of the group consisting of a recorder, a receiver, and combinations thereof;

locally recording said local audio as local audio data in at least one memory of at least one wearable local audio device; and remotely recording said transmitted local audio via at least one of the group consisting of a recorder, a receiver, and combinations thereof as remote audio data;

retrieving at least a portion of said local audio data during or subsequent to said audio event and combining said remote audio data with said local audio data by replacing a portion of said remote audio data with said local audio data;

wherein said local audio data includes at least one identifier selected from the group consisting of track identifiers, local audio device identifiers, performer identifiers, and combinations thereof.

25. (substitute for claim **14**) *A method according to claim **24**, said method further comprising:*

remotely controlling at least one function of at least one of said local audio device via at least one remote control unit;

wherein said function includes at least one of the group consisting of adding said track identifier to at least a portion of said local audio data, deleting said track identifier from at least a portion of said local audio data, altering said track identifier associated with at least a portion of said local audio data, adding said local audio device identifier to at least a portion of said local audio data, deleting said local audio device identifier from at least a portion of said local audio data, altering said local audio device identifier associated with at least a portion of said local audio data, adding said performer identifier to at least a portion of said local audio data, deleting said performer identifier from at least a portion of said local audio data, altering said performer identifier associated with at least a portion of said local audio data, and combinations thereof.

26. (substitute for claim **15**) *A method according to claim* ***24****, further comprising:*

manipulating said local audio data contained in at least a portion of said memory;

wherein said manipulation includes at least one of the group consisting of adding said track identifier to at least a portion of said memory, deleting said track identifier from at least a portion of said memory, altering said track identifier associated with at least a portion of said memory, adding said local audio device identifier to at least a portion of said memory, deleting said local audio device identifier from at least a portion of said memory, altering said local audio device identifier associated with at least a portion of said memory, adding said performer identifier to at least a portion of said local audio data, deleting said performer identifier from at least a portion of said local audio data, altering said performer identifier associated with at least a portion of said local audio data, and combinations thereof.

* * * * *