US 20060195860A1

(19) United States

(12) Patent Application Publication

(10) Pub. No.: US 2006/0195860 A1

(43) Pub. Date: Aug. 31, 2006

Eldering et al.

(54) ACTING ON KNOWN VIDEO ENTITIES DETECTED UTILIZING FINGERPRINTING

(76) Inventors: **Charles A. Eldering**, Furlong, PA (US); **Douglas J. Ryder**, Doylestown, PA (US); **Richard Konig**, London (GB)

Correspondence Address:
TECHNOLOGY, PATENTS AND LICENSING, INC.
2003 South EASTON ROAD
SUITE 208
DOYLESTOWN, PA 18901 (US)

(21) Appl. No.: 11/067,196

(22) Filed: Feb. 25, 2005

Publication Classification

(51) Int. Cl.

H04N 7/16	(2006.01)
G06K 9/52	(2006.01)
G06K 9/00	(2006.01)
H04H 9/00	(2006.01)

(52) U.S. Cl. **725/19**; 382/206; 382/181

(57) ABSTRACT

In general, in one aspect, the disclosure describes a method for detecting and acting on a known video entity within a video stream. The method includes receiving a video stream and continually creating statistical parameterized representations for windows of the video stream. The statistical parameterized representation windows are continually compared to windows of a plurality of fingerprints. Each of the plurality of fingerprints includes associated statistical parameterized representations of a known video entity. A known video entity in the video stream is detected when a particular fingerprint of the plurality of fingerprints has at least a threshold level of similarity with the video stream.

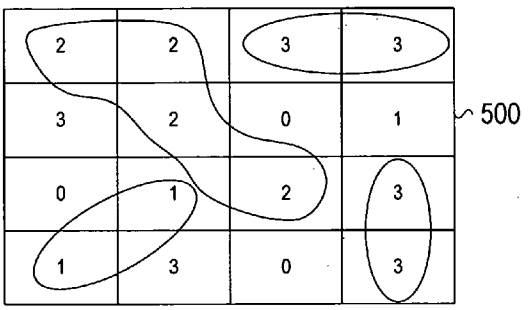

LABEL (COLOR)	FEATURE VECTOR (COUNT)
0	3
1	3
2	4
3	6

510

LABEL (COLOR)	FEATURE VECTOR (COUNT)
0-C	0
0-I	3
1-C	2
1-I	1
2-C	4
2-I	0
3-C	4
3-I	2

520

LABEL (COLOR)	FEATURE VECTOR (COUNT)
0-C	0
0-I	3
1-C	0
1-I	3
2-C	4
2-I	0
3-C	0
3-I	6

530

SAMSUNG EXHIBIT 1007

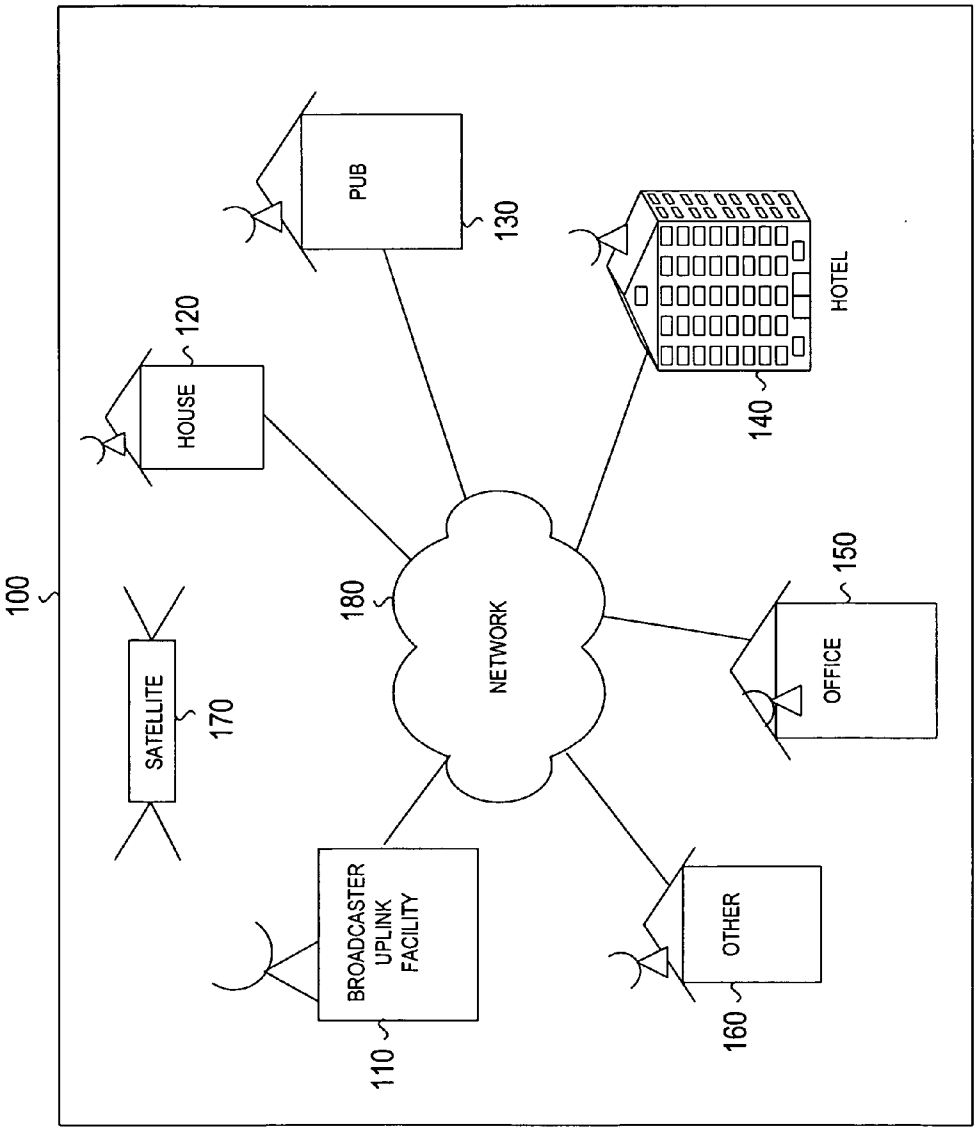
100
SATELLITE
170
HOUSE
120
PUB
130
BROADCASTER UPLINK FACILITY
110
180
NETWORK
HOTEL
140
OFFICE
150
OTHER
160

FIG. 1

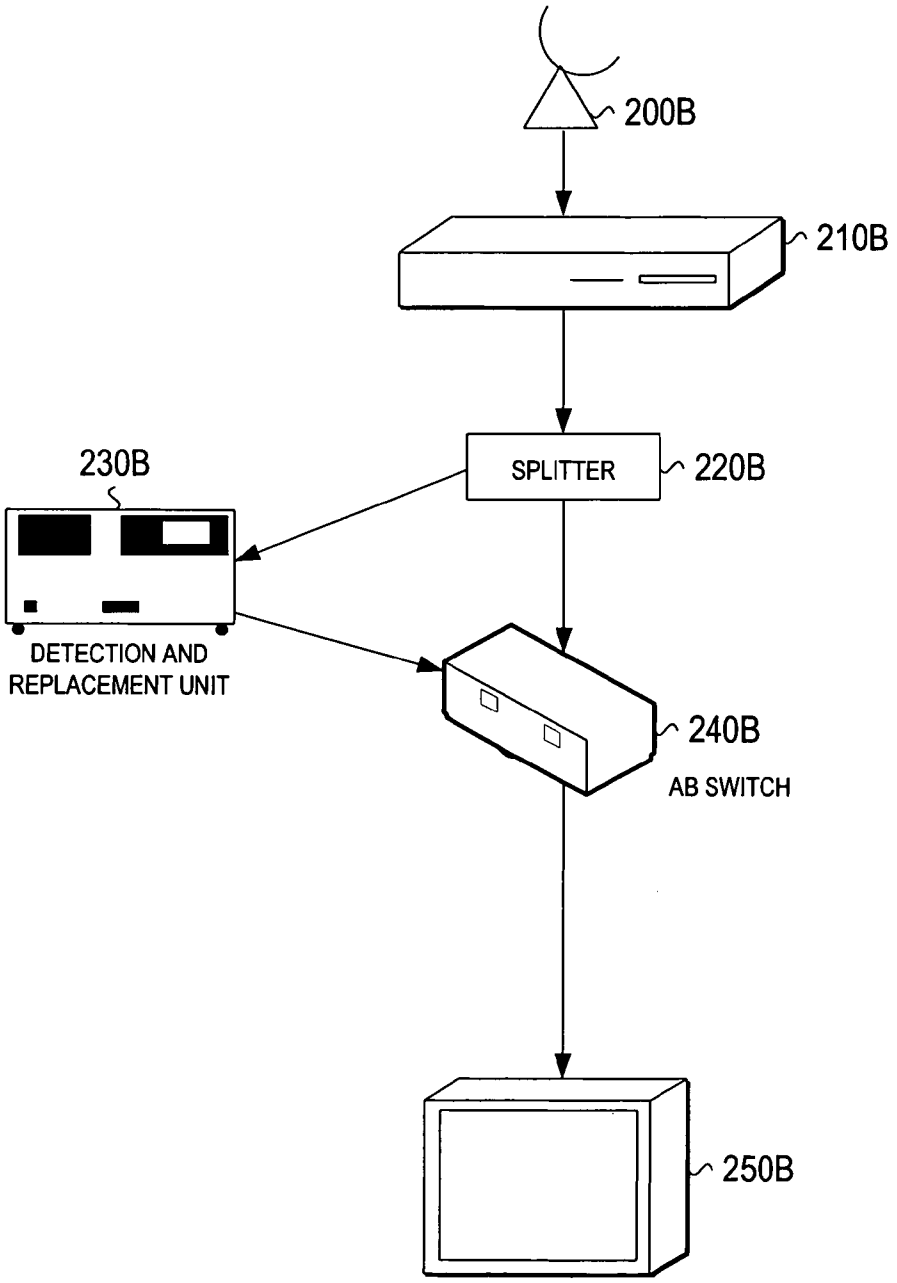
200B
210B
SPLITTER
220B
230B
DETECTION AND
REPLACEMENT UNIT
240B
AB SWITCH
250B

FIG. 2

300

10	00	00	00	10	00	00	00	10	00	00	00
R_2	G_0	B_0	R_0	G_2	B_0	R_0	G_0	B_2	R_0	G_0	B_0
10	00	01	00	10	01	00	00	11	00	00	01
R_2	G_0	B_1	R_0	G_2	B_1	R_0	G_0	B_3	R_0	G_0	B_1
10	01	00	00	11	00	00	01	10	00	01	00
R_2	G_1	B_0	R_0	G_3	B_0	R_0	G_1	B_2	R_0	G_1	B_0
11	00	00	01	10	00	01	00	10	01	00	00
R_3	G_0	B_0	R_1	G_2	B_0	R_1	G_0	B_2	R_1	G_0	B_0

R_0	R_1	R_2	R_3	G_0	G_1	G_2	G_3	B_0	B_1	B_2	B_3
9	3	3	1	9	3	3	1	9	3	3	1

310

FIG. 3

400

LABEL (COLOR)	FEATURE VECTOR (COUNT)
0	4
1	2
2	2
3	1

410

LABEL (COLOR)	FEATURE VECTOR (COUNT)
0	2
1	3
2	1
3	3

420 $(|4-2| + |2-3| + |2-1| + |1-3|) = 6$

430 $((4-2)^2 + (2-3)^2 + (2-1)^2 + (1-3)^2) = 10$

FIG. 4

2	2	3	3
3	2	0	1
0	1	2	3
1	3	0	3

500

LABEL (COLOR)	FEATURE VECTOR (COUNT)
0	3
1	3
2	4
3	6

510

LABEL (COLOR)	FEATURE VECTOR (COUNT)
0 - C	0
0 - I	3
1 - C	2
1 - I	1
2 - C	4
2 - I	0
3 - C	4
3 - I	2

520

LABEL (COLOR)	FEATURE VECTOR (COUNT)
0 - C	0
0 - I	3
1 - C	0
1 - I	3
2 - C	4
2 - I	0
3 - C	0
3 - I	6

530

FIG. 5

LABEL (COLOR)	FEATURE VECTOR (COUNT)
0	2
1	3
2	1
3	3

600

LABEL (COLOR)	FEATURE VECTOR (COUNT)
0	2
1	3
2	1
3	3

610

LABEL (COLOR)	FEATURE VECTOR (COUNT)
0 - C	2
0 - I	0
1 - C	3
1 - I	0
2 - C	0
2 - I	1
3 - C	2
3 - I	1

620

LABEL (COLOR)	FEATURE VECTOR (COUNT)
0 - C	0
0 - I	2
1 - C	2
1 - I	1
2 - C	0
2 - I	1
3 - C	3
3 - I	0

630

$$\Delta CH = |2-2| + |3-3| + |1-1| + |3-3| = 0$$

$$\Delta CCV = (|2-0| + |0-2|) + (|3-2| + |0-1|) + (|0-0| + |1-1|) + (|2-3| + |1-0|) = 8$$

FIG. 6

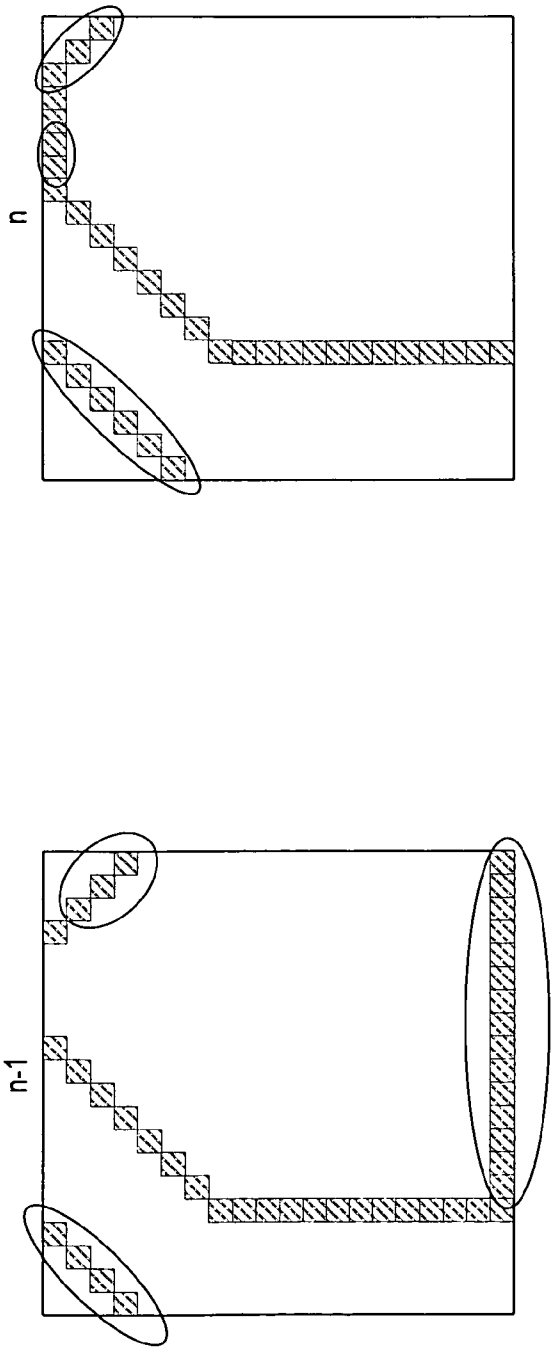

$\sigma_n = 32$

$X_n^{IN} = 13$

$\sigma_{n-1} = 43$

$X_{n-1}^{OUT} = 22$

$ecr_n = \max\left(\frac{13}{32}, \frac{22}{43}\right) = .512$

FIG. 6A

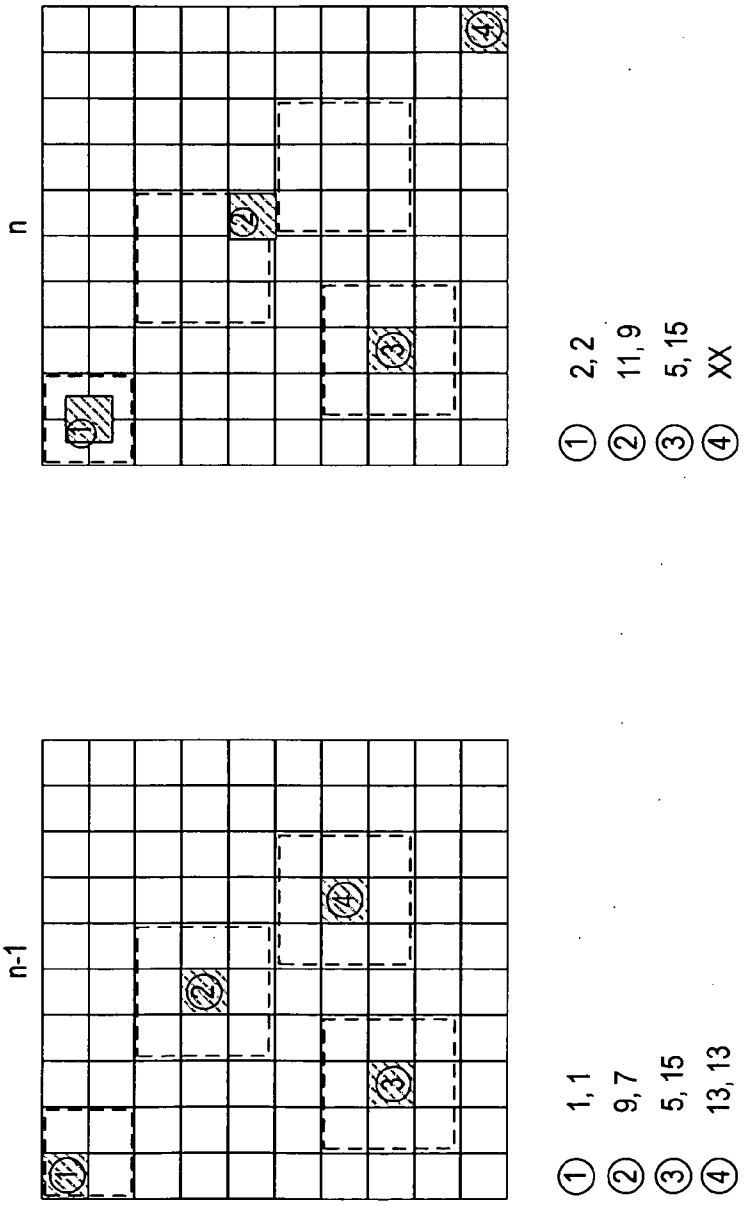
n-1
n
① 1, 1
② 9, 7
③ 5, 15
④ 13, 13
① 2, 2
② 11, 9
③ 5, 15
④ XX
$MB_1 = \sqrt{(1-2)^2 + (1-2)^2} = 1.41$
$MB_2 = \sqrt{(9-11)^2 + (7-9)^2} = 2.83$
$MB_3 = \sqrt{(5-5)^2 + (15-15)^2} = 0$
$MB_4 = \sqrt{3^2 + 3^2} = 4.24$

FIG. 6B

LABEL (REGION)	FEATURE VECTOR (AVG. COLOR)
710	1.5
720	2.5
730	1.0
740	1.5
750	2.0
760	1.5
770	1.75
780	1.25
785	1.5
790	0.5
795	2.5

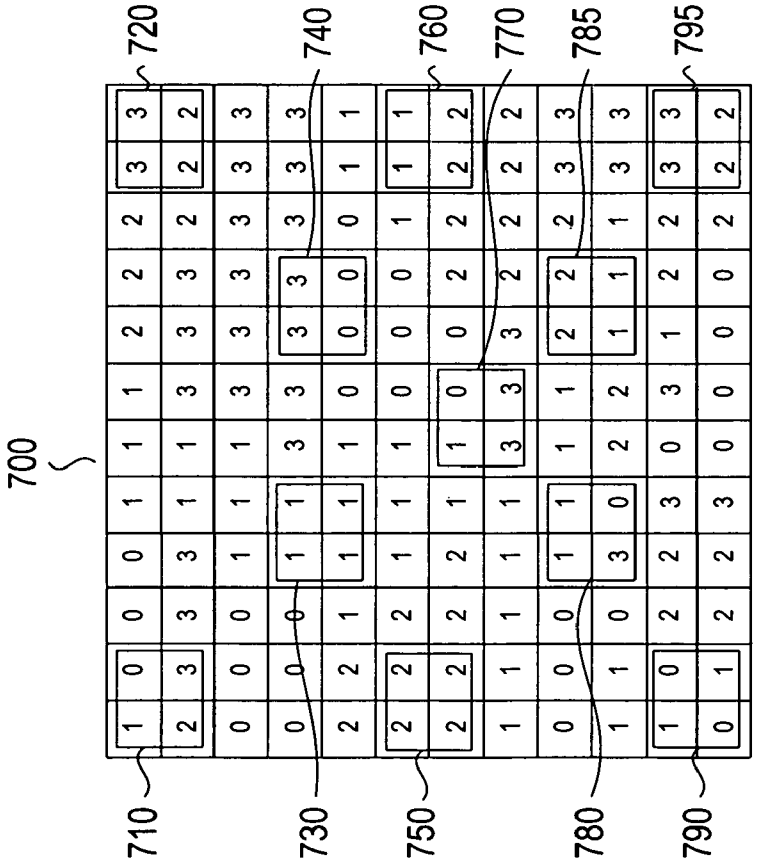

FIG. 7

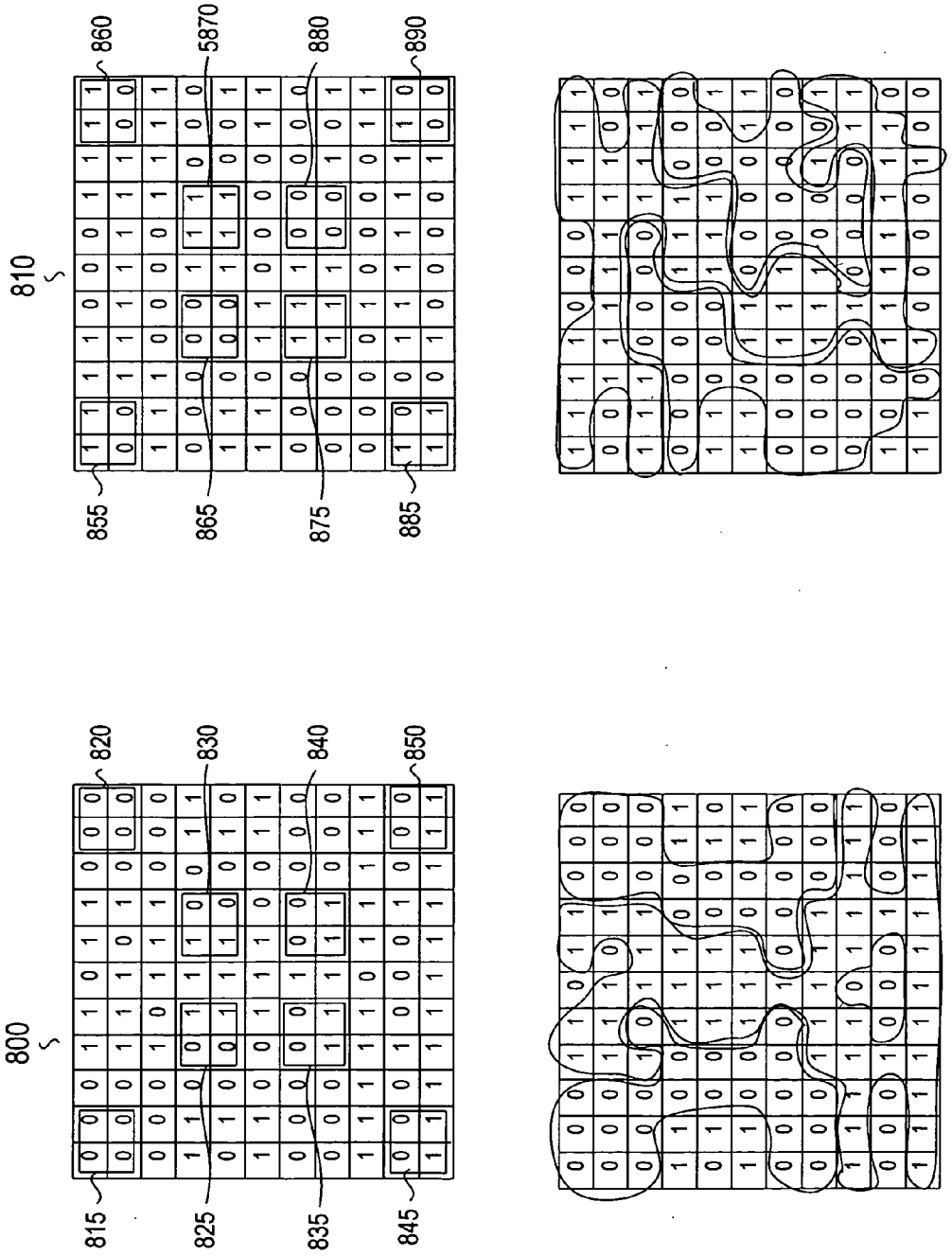
800
810
815
820
825
830
835
840
845
850
855
860
865
5870
875
880
885
890

FIG. 8

CH_{800} =

900

LABEL (COLOR)	FEATURE VECTOR (COUNT)
0	61
1	60

CCV_{800} =

930

LABEL (COLOR)	FEATURE VECTOR (COUNT)
0 - C	47
0 - I	14
1 - C	50
1 - I	10

960

LABEL (REGION)	FEATURE VECTOR (AVG. COLOR)
815	0
820	0
825	.5
830	.5
835	.5
840	.5
845	.5
850	.5

CH_{810} =

910

LABEL (COLOR)	FEATURE VECTOR (COUNT)
0	61
1	60

CCV_{810} =

940

LABEL (COLOR)	FEATURE VECTOR (COUNT)
0 - C	47
0 - I	14
1 - C	50
1 - I	10

970

LABEL (REGION)	FEATURE VECTOR (AVG. COLOR)
855	.5
860	.5
865	0
870	1
875	1
880	0
885	.75
890	.25

920 $\Delta CH = 0$

950 $\Delta CCV = 0$

980 $\Delta AC = |0-.5| + |0-.5| + |.5-0| + |.5-1| + |.5-1| + |.5-1| + |.5-.75| + |.5-.25| = 3.5$

FIG. 9

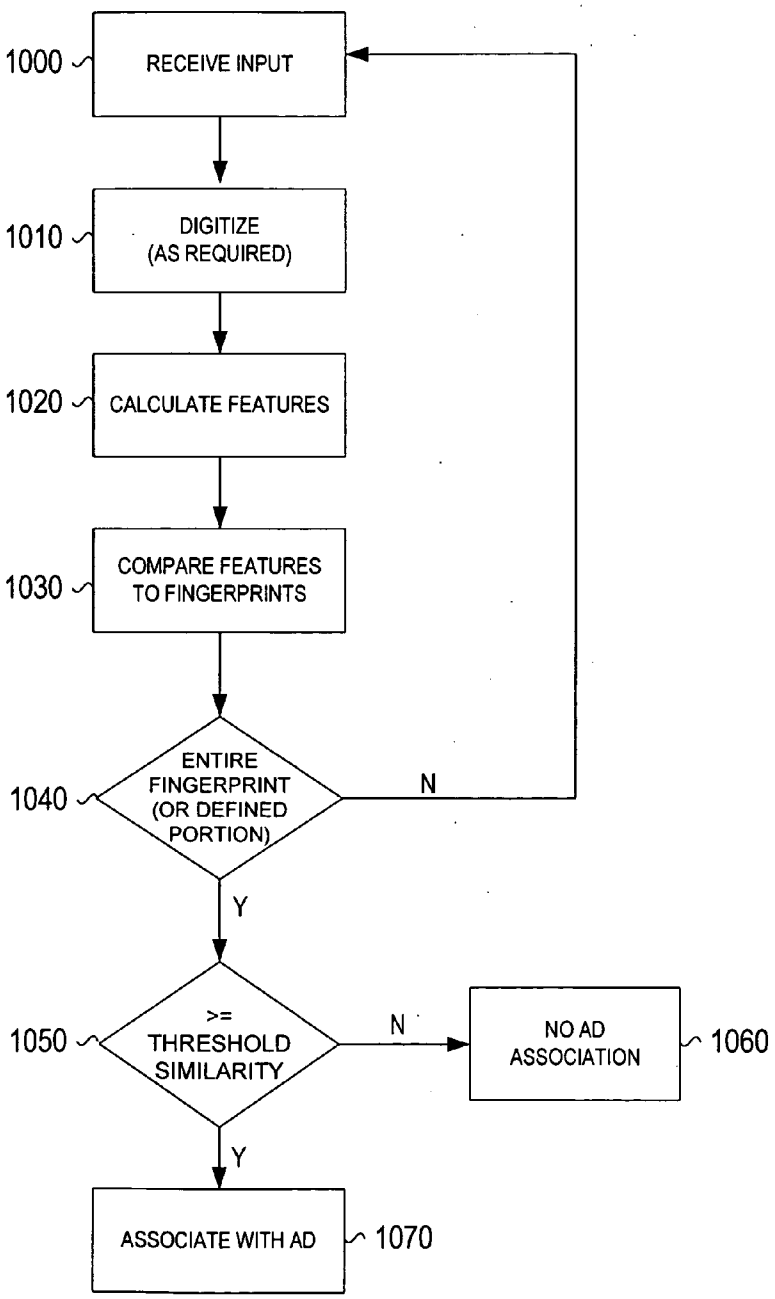
1000
RECEIVE INPUT
1010
DIGITIZE
(AS REQUIRED)
1020
CALCULATE FEATURES
1030
COMPARE FEATURES
TO FINGERPRINTS
1040
ENTIRE
FINGERPRINT
(OR DEFINED
PORTION)
N
Y
1050
>=
THRESHOLD
SIMILARITY
N
NO AD
ASSOCIATION
1060
Y
ASSOCIATE WITH AD
1070

FIG. 10

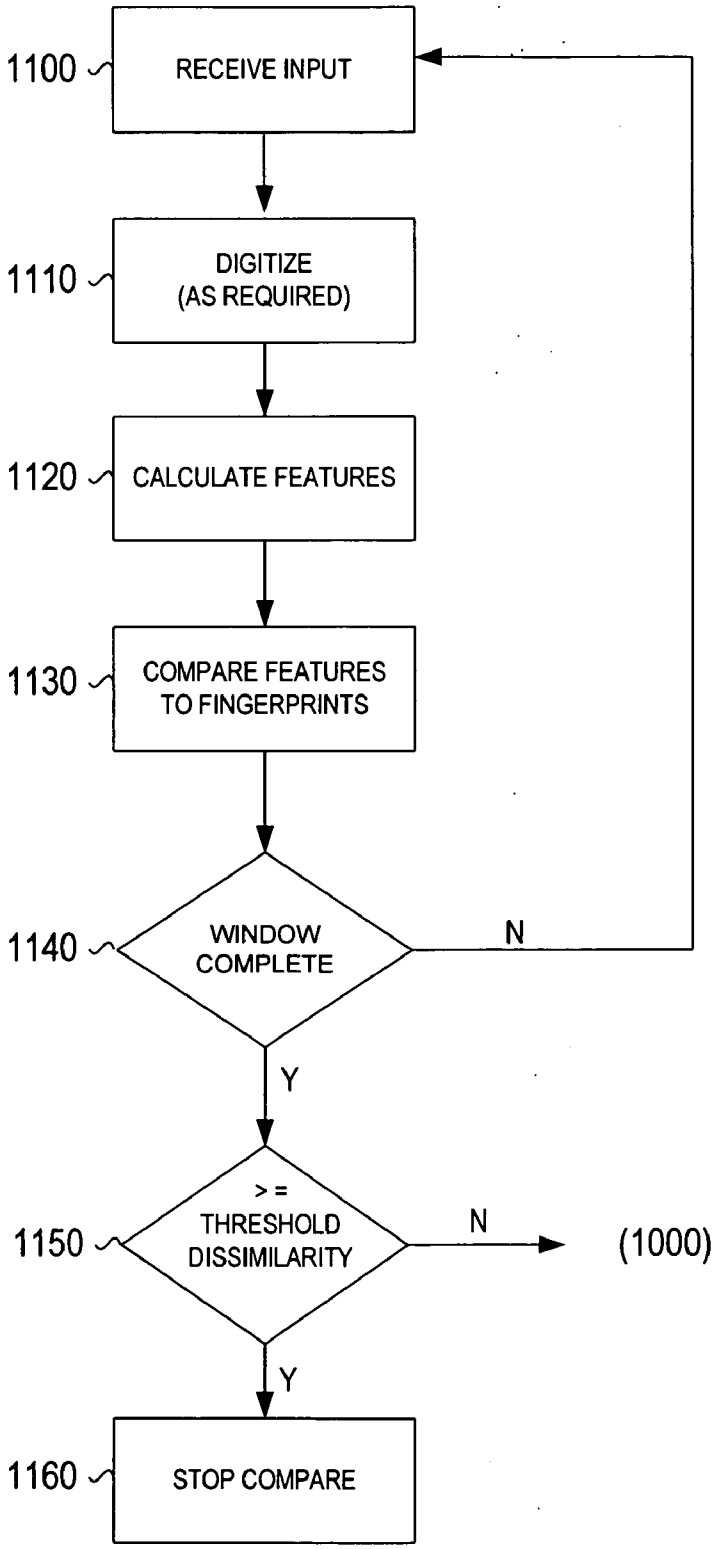
1100
RECEIVE INPUT
1110
DIGITIZE
(AS REQUIRED)
1120
CALCULATE FEATURES
1130
COMPARE FEATURES
TO FINGERPRINTS
1140
WINDOW
COMPLETE
N
Y
1150
> =
THRESHOLD
DISSIMILARITY
N
(1000)
Y
1160
STOP COMPARE

FIG. 11

INCOMING VIDEO STREAM
(Feature Vectors – Counts/color)

COLORS	FRAME 1	FRAME 2	FRAME 3
0 - C	5	7	8
0 - I	10	8	7
1 - C	5	6	6
1 - I	5	4	4

STORED FINGERPRINTS
(Feature Vectors – Counts/color)

	FRAME 1	FRAME 2	FRAME 3
FP_1	12	10	10
	0	2	4
	10	11	10
	3	2	1
• • •			
FP_n	6	7	7
	9	8	8
	6	6	5
	4	4	5

$$\begin{aligned}\Delta CCV &= \Delta F1 + \Delta F2 + \Delta F3 \\ &= (|5-12| + |10-0| + |5-10| + |5-3|) + (|7-10| + |8-2| + |6-11| + |4-2|) + \\ &\quad (|8-10| + |7-4| + |6-10| + |4-1|) \\ &= 24 + 16 + 12 = 52\end{aligned}$$

$$\begin{aligned}\Delta CCV &= \Delta F1 + \Delta F2 + \Delta F3 \\ &= (|5-6| + |10-9| + |5-6| + |5-4|) + (|7-7| + |8-8| + |6-6| + |4-4|) + \\ &\quad (|8-7| + |7-8| + |6-5| + |4-5|) \\ &= 4 + 0 + 4 = 8\end{aligned}$$

FIG. 12

INCOMING VIDEO STREAM
(Feature Vectors – Counts/color)

F_1	F_2	F_3
5	5	5
10	10	10
5	6	7
5	4	3

STORED FINGERPRINT
(Feature Vectors – Counts/color)

F_1	F_2	F_3	F_4	F_5
10	10	5	5	5
0	2	10	10	10
10	10	4	5	6
5	3	6	5	4

$$\Delta CCV(F1\text{-}3 \text{ to } F1\text{-}3) = (|5-10| + |10-0| + |5-10| + |5-5|) + (|5-10| + |10-2| + |6-10| + |4-3|) + (|5-5| + |10-10| + |7-4| + |3-6|) = 20 + 18 + 6 = 44$$

$$\Delta CCV(F1\text{-}3 \text{ to } F2\text{-}4) = (|5-10| + |10-2| + |5-10| + |5-3|) + (|5-5| + |10-10| + |6-4| + |4-6|) + (|5-5| + |10-10| + |7-5| + |3-5|) = 20 + 4 + 4 = 28$$

$$\Delta CCV(F1\text{-}3 \text{ to } F3\text{-}5) = (|5-5| + |10-10| + |5-4| + |5-6|) + (|5-5| + |10-10| + |6-5| + |4-5|) + (|5-5| + |10-10| + |7-6| + |3-4|) = 2 + 2 + 2 = 6$$

FIG. 13

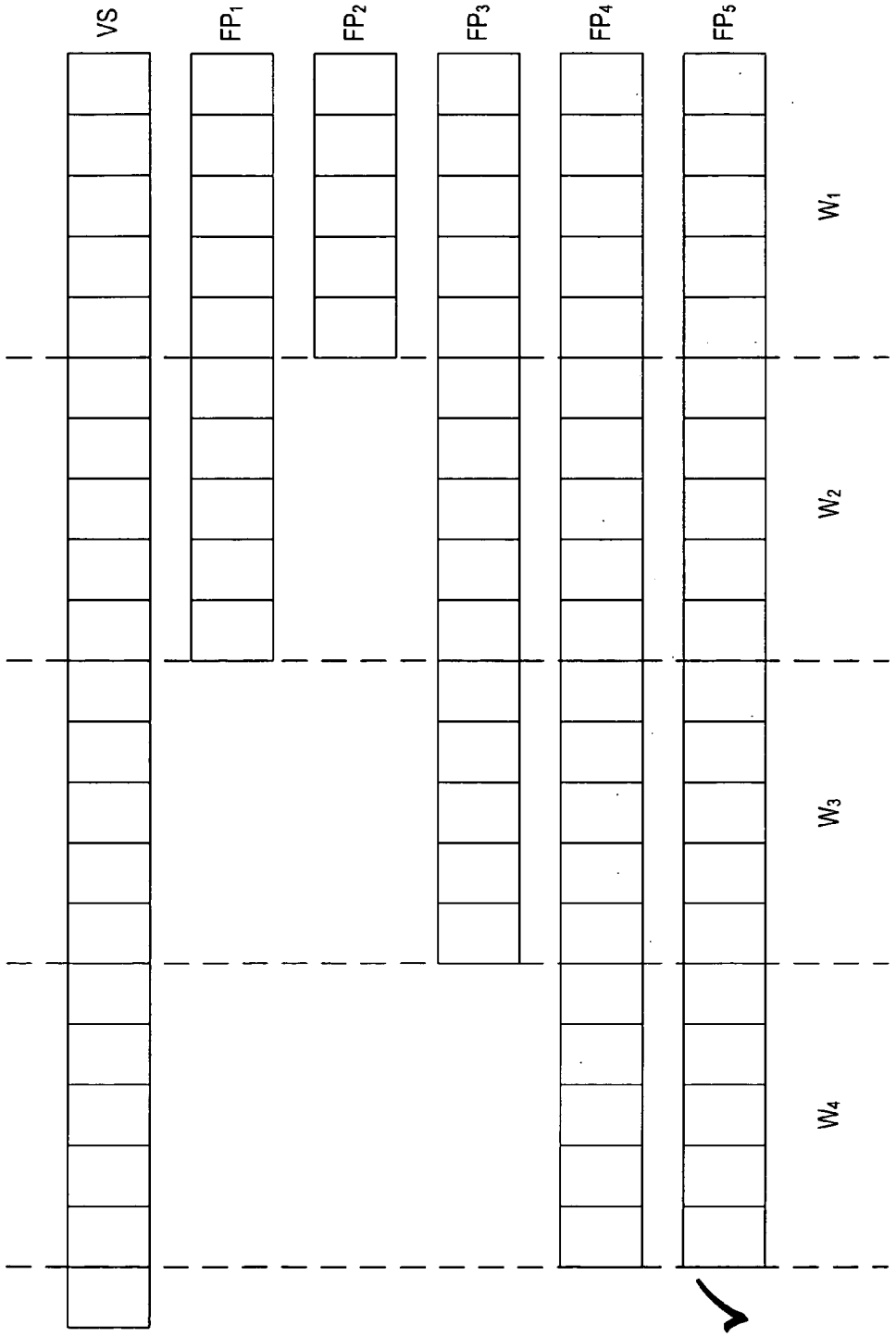

FIG. 14

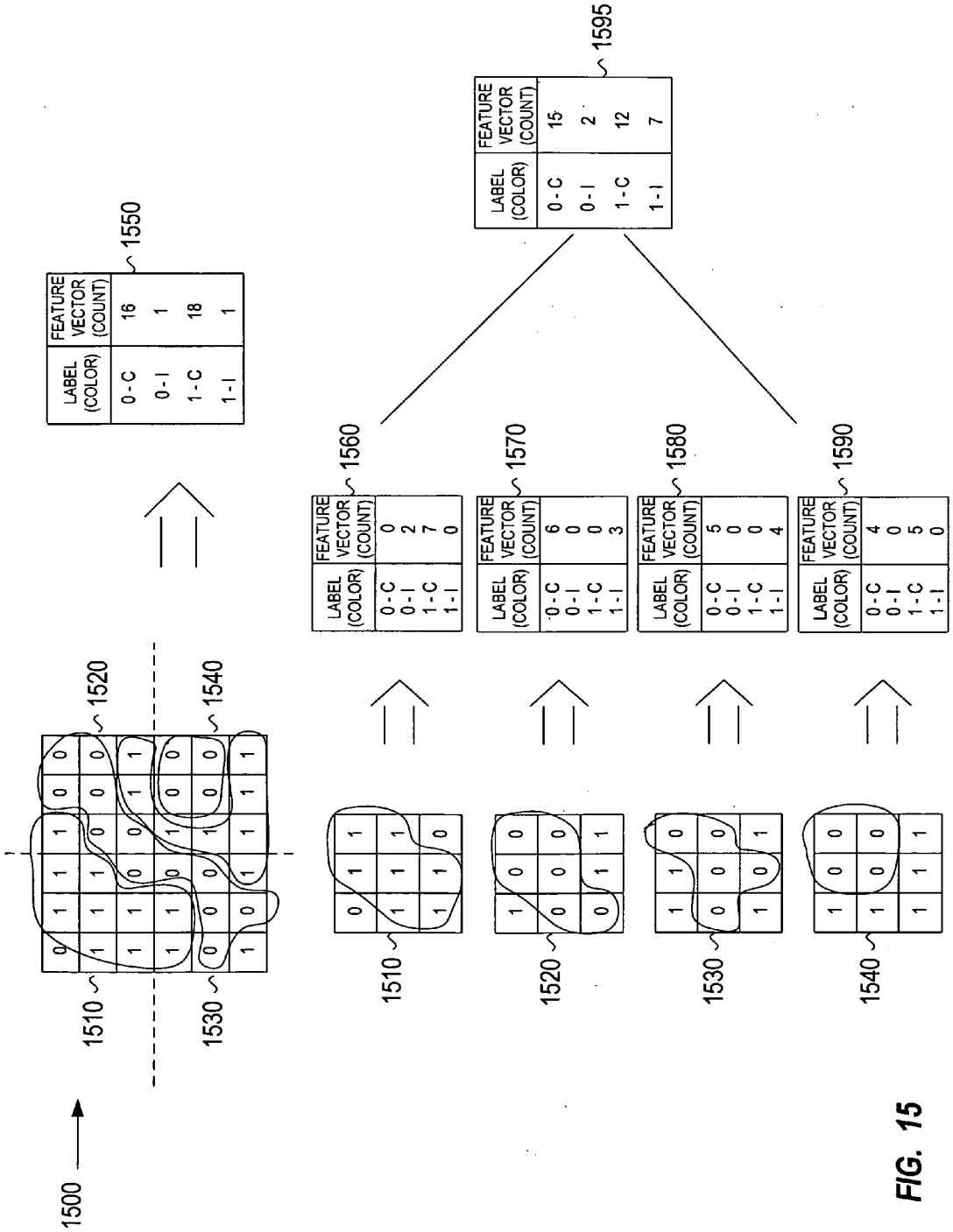
1500
1510
1520
1530
1540
1550
LABEL (COLOR)
FEATURE VECTOR (COUNT)
0 - C 16
0 - I 1
1 - C 18
1 - I 1
1560
0 - C 0
0 - I 2
1 - C 7
1 - I 0
1570
0 - C 6
0 - I 0
1 - C 0
1 - I 3
1580
0 - C 5
0 - I 0
1 - C 0
1 - I 4
1590
0 - C 4
0 - I 0
1 - C 5
1 - I 0
1595
0 - C 15
0 - I 2
1 - C 12
1 - I 7

FIG. 15

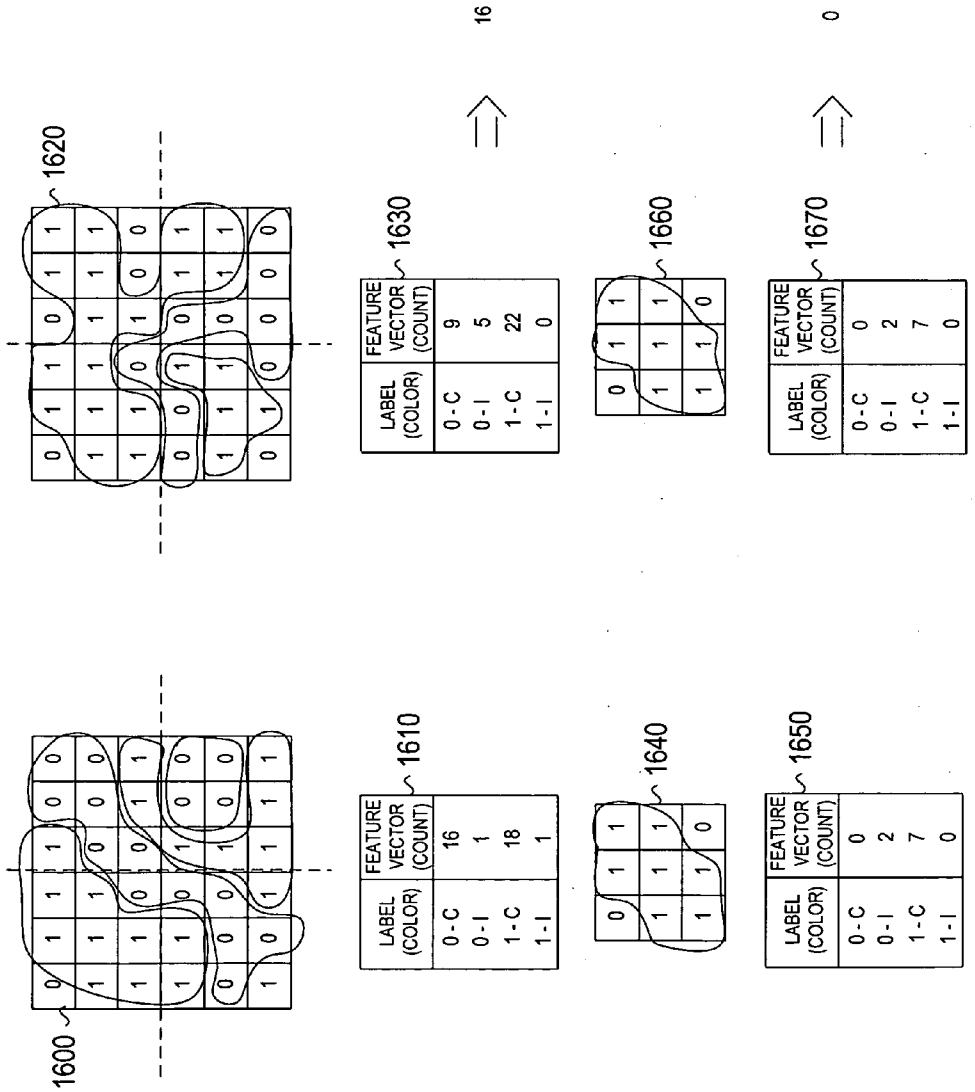
1600
1610
LABEL (COLOR)
FEATURE VECTOR (COUNT)
0 - C 16
0 - I 1
1 - C 18
1 - I 1
1640
1650
LABEL (COLOR)
FEATURE VECTOR (COUNT)
0 - C 0
0 - I 2
1 - C 7
1 - I 0
1620
1630
LABEL (COLOR)
FEATURE VECTOR (COUNT)
0 - C 9
0 - I 5
1 - C 22
1 - I 0
16
1660
1670
LABEL (COLOR)
FEATURE VECTOR (COUNT)
0 - C 0
0 - I 2
1 - C 7
1 - I 0
0

FIG. 16

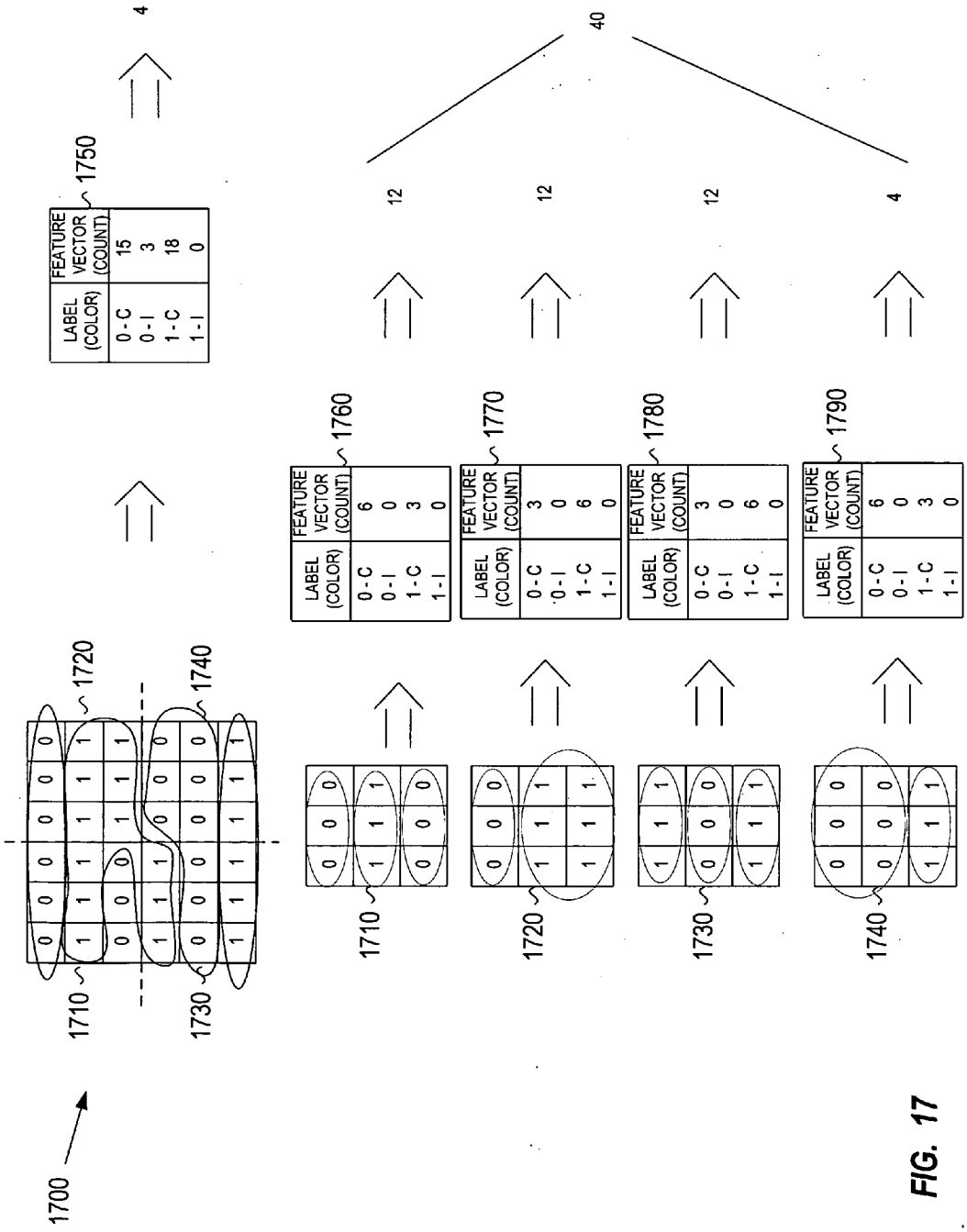
1700
1710
1720
1730
1740
1750
1760
1770
1780
1790
LABEL (COLOR)
FEATURE VECTOR (COUNT)
0 - C
0 - I
1 - C
1 - I
15
3
18
0
6
0
3
0
3
0
6
0
6
0
3
0
40
12
12
12
4
4

FIG. 17



FIG. 18

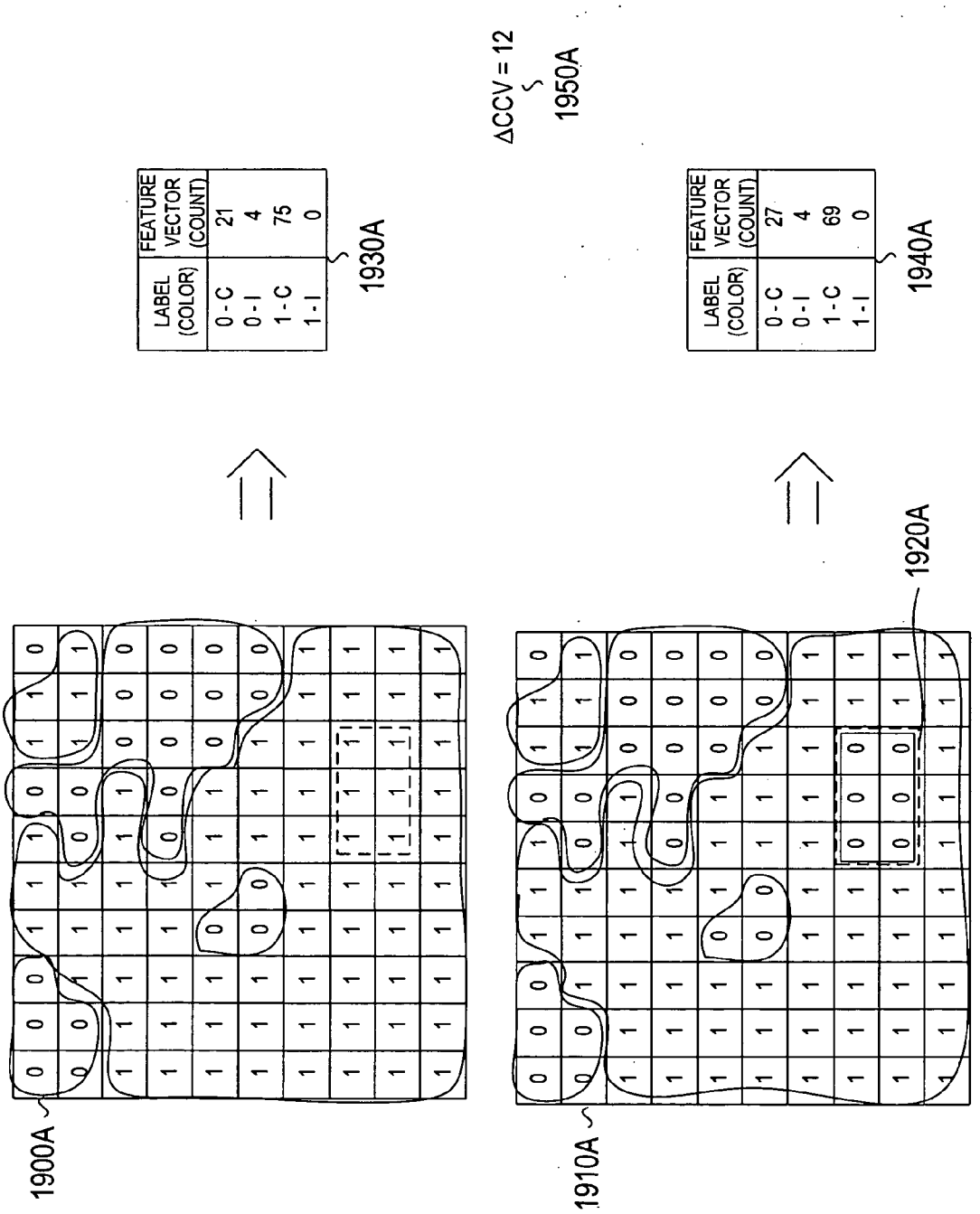
1900A
1910A
1920A
1930A
1940A
1950A
ΔCCV = 12
LABEL (COLOR)
FEATURE VECTOR (COUNT)
0 - C 21
0 - I 4
1 - C 75
1 - I 0
0 - C 27
0 - I 4
1 - C 69
1 - I 0

FIG. 19A

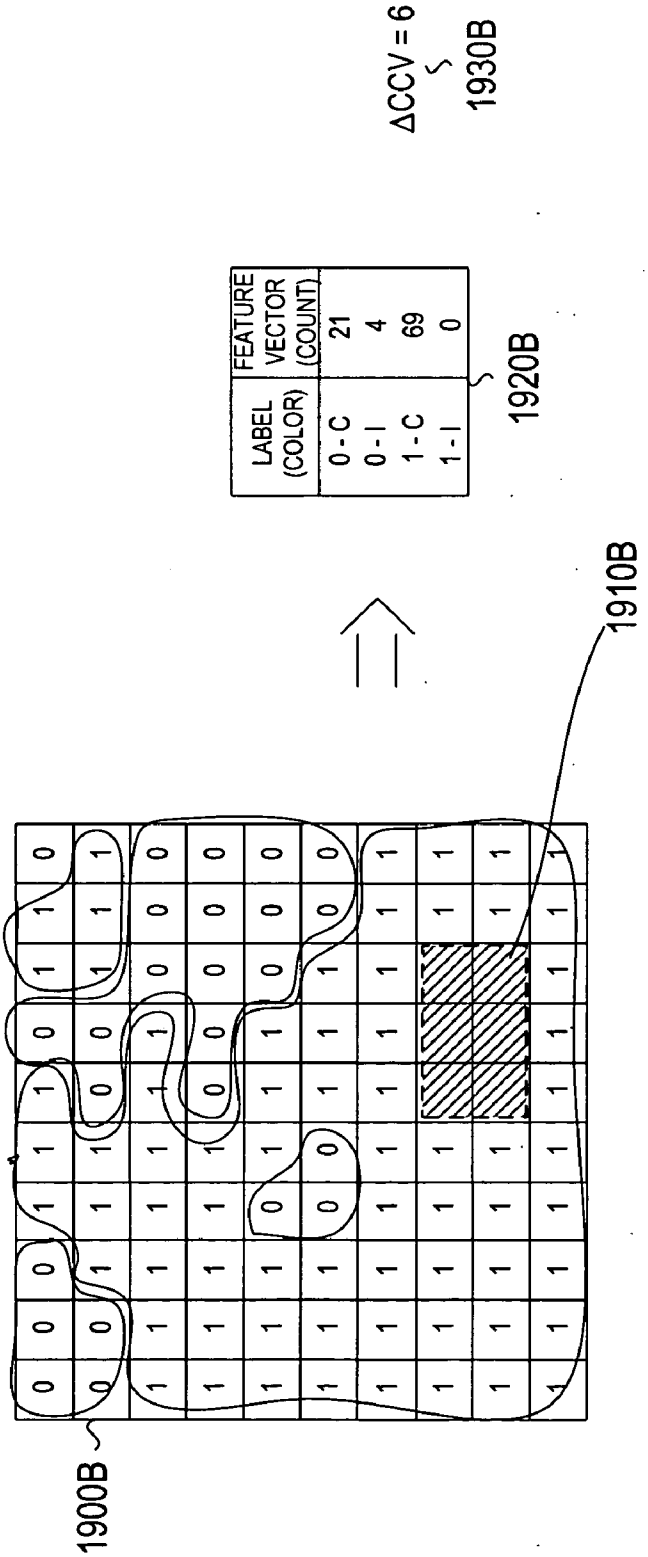
1900B
1910B
LABEL (COLOR)
FEATURE VECTOR (COUNT)
0 - C 21
0 - I 4
1 - C 69
1 - I 0
1920B
ΔCCV = 6
1930B

FIG. 19B

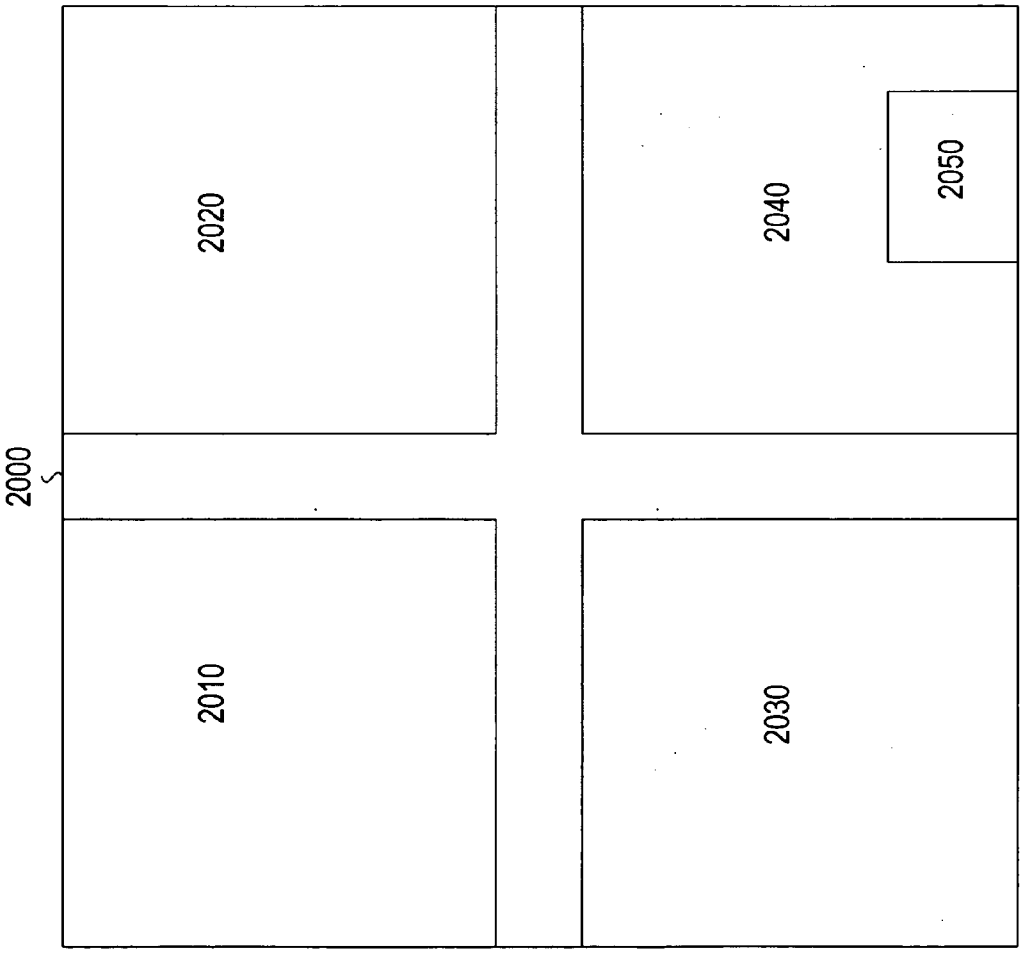

FIG. 20

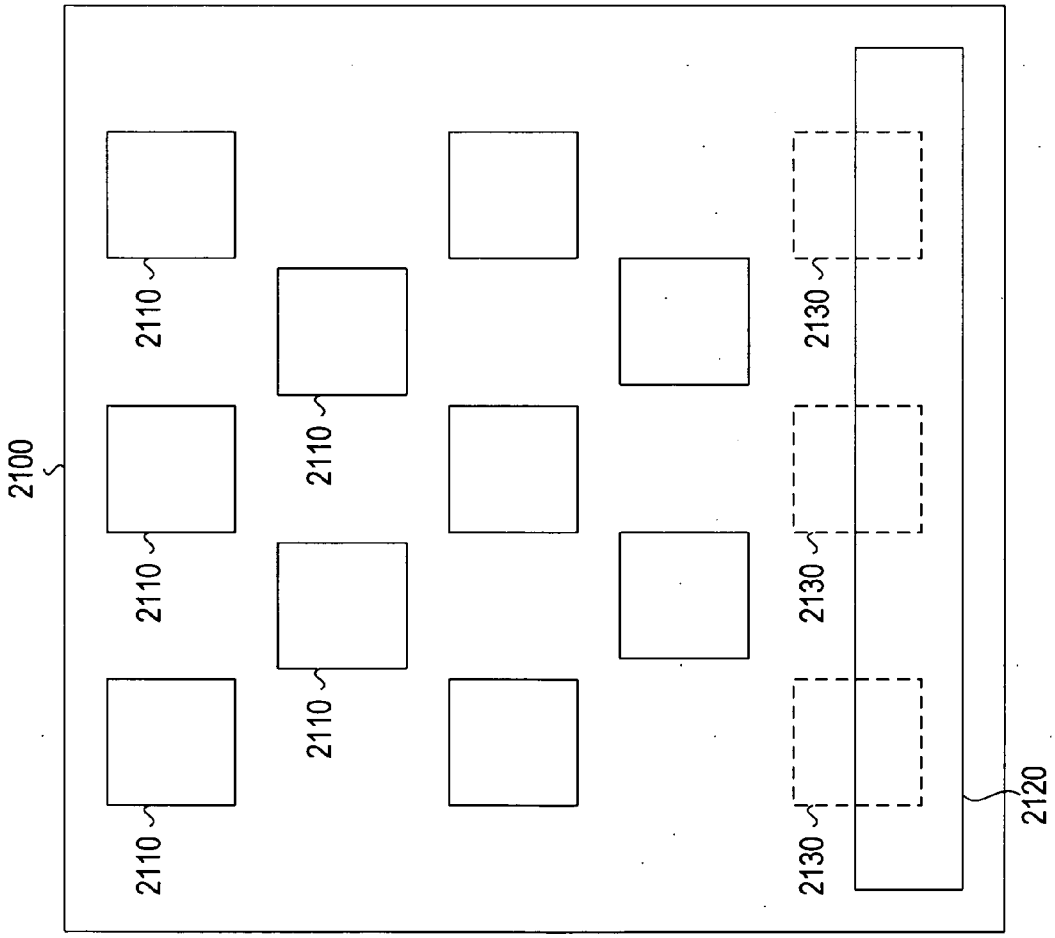

FIG. 21



2220



2210

FIG. 22

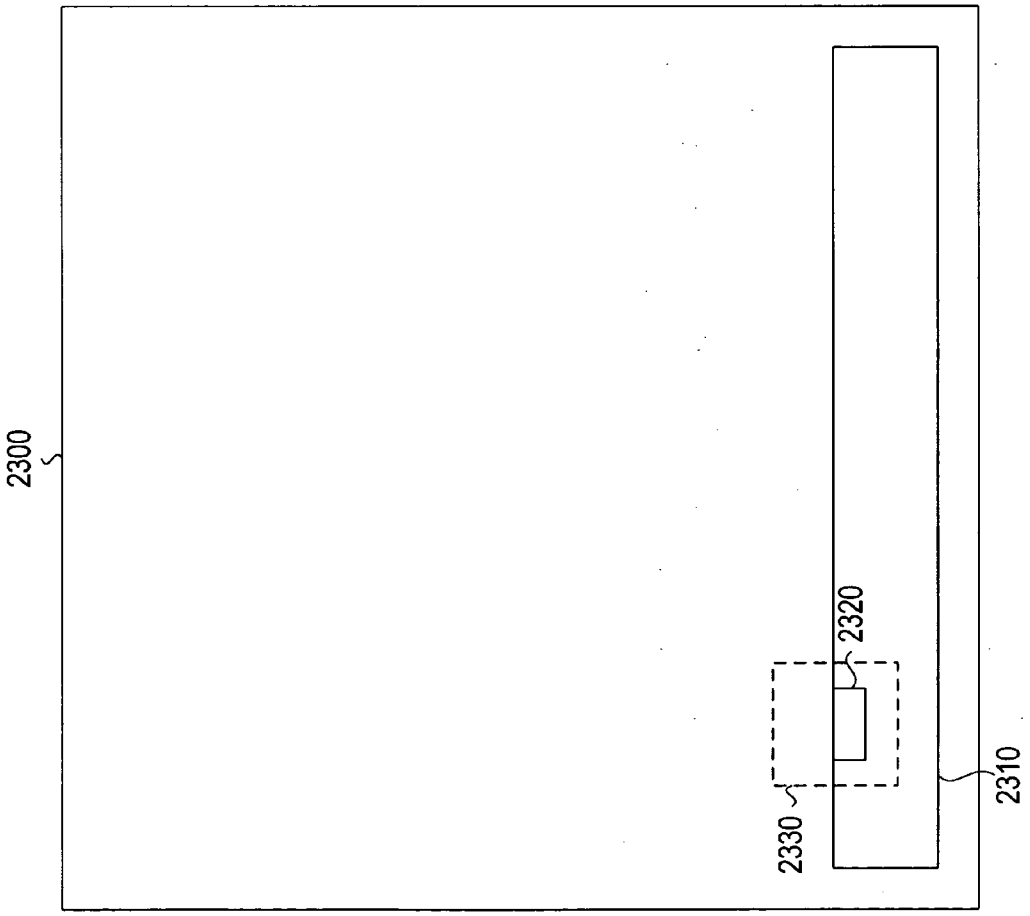

FIG. 23

ACTING ON KNOWN VIDEO ENTITIES DETECTED UTILIZING FINGERPRINTING

BACKGROUND

[0001] Advertisements are commonplace in most broadcast video, including video received from satellite transmissions, cable television networks, over-the-air broadcasts, digital subscriber line (DSL) systems, and fiber optic networks. Advertising plays an important role in the economics of entertainment programming in that advertisements are used to subsidize or pay for the development of the content. As an example, broadcast of sports such as football games, soccer games, basketball games and baseball games is paid for by advertisers. Even though subscribers may pay for access to that sports programming, such as through satellite or cable network subscriptions, the advertisements appearing during the breaks in the sport are sold by the network producing the transmission of the event, and subsidize the costs of the programming.

[0002] Advertisements included in the programming may not be applicable to individuals watching the programming. For example, in the United Kingdom, sports events are frequently viewed in public locations such as pubs and bars. Pubs, generally speaking, purchase a subscription from a satellite provider for reception of sports events. This subscription allows for the presentation of the sports event in the pub to the patrons. The advertising to those patrons may or may not be appropriate depending on the location of the pub, the make up of the clientele, the local environment, or other factors. The advertising may even promote products and services which compete with those stocked or offered by the owner of the pub.

[0003] Another environment in which advertising is presented to consumers through a commercial establishment is in hotels. In hotels, consumers frequently watch television in their rooms and are subjected to the defacto advertisements placed in the video stream. Hotels sometimes have internal channels containing advertising directed at the guests, but this tends to be an "infomercial" channel that does not have significant viewership. As is the case for pubs, the entertainment programming video streams may be purchased on a subscription basis from satellite or cable operator, or may simply be taken from over-the-air broadcasts. In some cases, the hotel operator offers Video on Demand (VoD) services, allowing consumers to choose a movie or other program for their particular viewing. These movies are presented on a fee basis, and although there are typically some types of advertising before the movie, viewers are not subjected to advertising during the movie.

[0004] Hospitals also provide video programming to the patients, who may pay for the programming based on a daily fee, or in some instances on a pay-per-view basis. The advertising in the programming is not specifically directed at the patients, but is simply the advertising put into the programming by the content provider.

[0005] Residential viewers are also presented advertisements in the vast majority of programming they view. These advertisements may or may not be the appropriate advertisements for that viewer or family.

[0006] In all of the aforementioned embodiments, it is necessary to know when an advertisement is being presented in order to substitute an advertisement that may be more applicable. Detection of the advertisements may require access to signals indicating the start and end of an advertisement. In the absence of these signals, another means is required for detecting the start and end of an advertisement or advertisement break.

[0007] There is a need for a system and method that allows for the insertion of advertisements in video streams. There is also a need for a system which allows advertisements to be better targeted to audiences and for the ability for operators of commercial premises to cross-market services and products to the audience. Additionally, there is a need for a system which enables the operators of commercial premises to eliminate and substitute advertising of competitors' products and services included in broadcasts shown to guests on their premises.

SUMMARY

[0008] In the absence of cue tones, such as broadcaster supplied cue tones, indicating the boundaries of advertisement breaks another means of detecting the display of an advertisement is required. One method includes calculating features about an incoming video stream. These features may include color histograms, color coherence vectors (CCVs), and evenly or randomly highly subsampled representations of the original video (all known as fingerprints). The fingerprints of the incoming video stream are compared to a database of fingerprints for known advertisements, video sequences known to precede commercial breaks (ad intros), and/or sequences known to proceed commercial breaks (ad outros). When a match is found between the incoming video stream and a known advertisement or ad intro, the incoming video stream is associated with the known advertisement and/or ad intro and a targeted advertisement may be substituted.

[0009] The fingerprint of the incoming video stream (calculated fingerprint) may be compared to a plurality of fingerprints for known entities (e.g., ads, intros) within the database (known fingerprints). The comparison may be done based on small segments of a video stream at a time. A determination is made as to whether the calculated fingerprint and the known fingerprints within the database exceed some threshold level of dissimilarity. If the comparison exceeds the threshold for certain known fingerprints within the database, the comparison of the calculated fingerprint to those known fingerprints stops for the time being. For those known fingerprints that the comparison was below the threshold level of dissimilarity the comparison continues. At each step of the comparison those known fingerprints exceeding the threshold level of dissimilarity cease. The process continues until one of the known fingerprints has a comparison that exceeds a threshold level of similarity (indicating a match) or the comparison of all of the known fingerprints within the database exceed the dissimilarity threshold at which point the video stream is not associated with any of the known fingerprints.

[0010] Calculating fingerprints for the incoming video stream and comparing to a database of fingerprints of known entities can also be used to detect certain programs and/or scenes and to record, bookmark or stop recording the programs and/or scenes.

BRIEF DESCRIPTION OF THE DRAWINGS

[0011] Further features and advantages of the present invention, as well as the structure and operation of various embodiments of the present invention, will become apparent and more readily appreciated from the following description of the preferred embodiments, taken in conjunction with the accompanying drawings of which:

[0012] **FIG. 1** illustrates an exemplary content delivery system, according to one embodiment;

[0013] **FIG. 2** illustrates an exemplary configuration for local detection of advertisements within a video programming stream, according to one embodiment;

[0014] **FIG. 3** illustrates an exemplary pixel grid for a video frame and an associated color histogram, according to one embodiment;

[0015] **FIG. 4** illustrates an exemplary comparison of two color histograms, according to one embodiment;

[0016] **FIG. 5** illustrates an exemplary pixel grid for a video frame and associated color histogram and CCVs, according to one embodiment;

[0017] **FIG. 6** illustrates an exemplary comparison of color histograms and CCVs for two images, according to one embodiment;

[0018] **FIG. 6A** illustrates edge pixels for two exemplary consecutive images, according to one embodiment;

[0019] **FIG. 6B** illustrates macroblocks for two exemplary consecutive images, according to one embodiment;

[0020] **FIG. 7** illustrates an exemplary pixel grid for a video frame with a plurality of regions sampled, according to one embodiment;

[0021] **FIG. 8** illustrates two exemplary pixel grids having a plurality of regions for sampling and coherent and incoherent pixels identified, according to one embodiment;

[0022] **FIG. 9** illustrates exemplary comparisons of the pixel grids of **FIG. 8** based on color histograms for the entire frame, CCVs for the entire frame and average color for the plurality of regions, according to one embodiment;

[0023] **FIG. 10** illustrates an exemplary flow-chart of the advertisement matching process, according to one embodiment;

[0024] **FIG. 11** illustrates an exemplary flow-chart of an initial dissimilarity determination process, according to one embodiment;

[0025] **FIG. 12** illustrates an exemplary initial comparison of calculated features for an incoming stream versus initial portions of fingerprints for a plurality of known advertisements, according to one embodiment;

[0026] **FIG. 13** illustrates an exemplary initial comparison of calculated features for an incoming stream versus an expanded initial portion of a fingerprint for a known advertisement, according to one embodiment;

[0027] **FIG. 14** illustrates an exemplary expanding window comparison of the features of the incoming video stream and the features of the fingerprints of known advertisements, according to one embodiment;

[0028] **FIG. 15** illustrates an exemplary pixel grid divided into sections, according to one embodiment;

[0029] **FIG. 16** illustrates an exemplary comparison of two whole images and corresponding sections of the two images, according to one embodiment;

[0030] **FIG. 17** illustrates an exemplary comparison of pixel grids by sections, according to one embodiment;

[0031] **FIG. 18** illustrates several exemplary images with different overlays, according to one embodiment;

[0032] **FIG. 19A** illustrates an exemplary impact on pixel grids of an overlay being placed on corresponding image, according to one embodiment;

[0033] **FIG. 19B** illustrates an exemplary pixel grid with a region of interest excluded, according to one embodiment;

[0034] **FIG. 20** illustrates an exemplary image to be fingerprinted that is divided into four sections and has a portion to be excluded from fingerprinting, according to one embodiment.

[0035] **FIG. 21** illustrates an exemplary image to be fingerprinted that is divided into a plurality of regions that are evenly distributed across the image and has a portion to be excluded from fingerprinting, according to one embodiment;

[0036] **FIG. 22** illustrates exemplary channel change images, according to one embodiment; and

[0037] **FIG. 23** illustrates an image with expected locations of a channel banner and channel identification information within the channel banner identified, according to one embodiment.

DETAILED DESCRIPTION OF PREFERRED EMBODIMENTS

[0038] In describing various embodiments illustrated in the drawings, specific terminology will be used for the sake of clarity. However, the embodiments are not intended to be limited to the specific terms so selected, and it is to be understood that each specific term includes all technical equivalents which operate in a similar manner to accomplish a similar purpose.

[0039] **FIG. 1** illustrates an exemplary content delivery system **100**. The system **100** includes a broadcast facility **110** and receiving/presentation locations. The broadcast facility **110** transmits content to the receiving/presentation facilities and the receiving/presentation facilities receive the content and present the content to subscribers. The broadcast facility **110** may be a satellite transmission facility, a headend, a central office or other distribution center. The broadcast facility **110** may transmit the content to the receiving/presentation locations via satellite **170** or via a network **180**. The network **180** may be the Internet, a cable television network (e.g., hybrid fiber cable, coaxial), a switched digital video network (e.g., digital subscriber line, or fiber optic network), broadcast television network, other wired or wireless network, public network, private network, or some combination thereof. The receiving/presentation facilities may include residence **120**, pubs, bars and/or restaurants **130**, hotels and/or motels **140**, business **150**, and/or other establishments **160**.

[0040] In addition, the content delivery system **100** may also include a Digital Video Recorder (DVR) that allows the user (residential or commercial establishment) to record and playback the programming. The methods and system described herein can be applied to DVRs both with respect to content being recorded as well as content being played back.

[0041] The content delivery network **100** may deliver many different types of content. However, for ease of understanding the remainder of this disclosure will concentrate on programming and specifically video programming. Many programming channels include advertisements with the programming. The advertisements may be provided before and/or after the programming, may be provided in breaks during the programming, or may be provided within the programming (e.g., product placements, bugs, banner ads). For ease of understanding the remainder of the disclosure will focus on advertisements opportunities that are provided between programming, whether it be between programs (e.g., after one program and before another) or during programming (e.g., advertisement breaks in programming, during time outs in sporting events). The advertisements may subsidize the cost or the programming and may provide additional sources of revenue for the broadcaster (e.g., satellite service provider, cable service provider).

[0042] In addition to being able to recognize advertisements is also possible to detect particular scenes of interest or to generically detect scene changes. A segment of video or a particular image, or scene change between images, which is of interest, can be considered to be a video entity. The library of video segments, images, scene changes between images, or fingerprints of those images can be considered to be comprised of known video entities.

[0043] As the advertisements provided in the programming may not be appropriate to the audience watching the programming at the particular location, substituting advertisements may be beneficial and/or desired. Substitution of advertisements can be performed locally (e.g., residence **120**, pub **130**, hotel **140**) or may be performed somewhere in the video distribution system **100** (e.g., head end, nodes) and then delivered to a specific location (e.g., pub **130**), a specific geographic region (e.g., neighborhood), subscribers having specific traits (e.g., demographics) or some combination thereof. For ease of understanding, the remaining disclosure will focus on local substitution as the substitution and delivery of targeted advertisements from within the system **100**.

[0044] Substituting advertisements requires that advertisements be detected within the programming. The advertisements may be detected using information that is embedded in the program stream to define where the advertisements are. For analog programming cue tones may be embedded in the programming to mark the advertisement boundaries. For digital programming digital cue messages may be embedded in the programming to identify the advertisement boundaries. Once the cue tones or cue tone messages are detected, a targeted advertisement or targeted advertisements may be substituted in place of a default advertisement, default advertisements, or an entire advertisement block. The local detection of cue tones (or cue tone messages) and substitution of targeted advertisements may be performed by local system equipment including a set top box (STB) or DVR. However, not all programming streams include cue tones or cue tone messages. Moreover, cue tones may not be transmitted to the STB or DVR since the broadcaster may desire to suppress them to prevent automated ad detection (and potential deletion).

[0045] Techniques for detecting advertisements without the use of cue tones or cue messages include manual detection (e.g., individuals detecting the start of advertisements) and automatic detection. Regardless of what technique is used, the detection can be performed at various locations (e.g., pubs **130**, hotels **140**). Alternatively, the detection can be performed external to the locations where the external detection points may be part of the system (e.g., node, head end) or may be external to the system. The external detection points would inform the locations (e.g., pubs **130**, hotels **140**) of the detection of an advertisement or advertisement block. The communications from the external detection point to the locations could be via the network **170**. For ease of understanding this disclosure, we will focus on local detection.

[0046] **FIG. 2** illustrates an exemplary configuration for manual local detection of advertisements within a video programming stream. The incoming video stream is received by a network interface device (NID) **200**. The type of network interface device will be dependent on how the incoming video stream is being delivered to the location. For example, if the content is being delivered via satellite (e.g., **170** of **FIG. 1**) the NID **200** will be a satellite dish (illustrated as such) for receiving the incoming video stream. The incoming video stream is provided to a STB **210** (a tuner) that tunes to a desired channel, and possibly decodes the channel if encrypted or compressed. It should be noted that the STB **210** may also be capable of recording programming as is the case with a DVR or video cassette recorder VCR.

[0047] The STB **210** forwards the desired channel (video stream) to a splitter **220** that provides the video stream to a detection/replacement device **230** and a selector (e.g., A/B switch) **240**. The detection/replacement device **230** detects and replaces advertisements by creating a presentation stream consisting of programming with targeted advertisements. The selector **240** can select which signal (video steam or presentation stream) to output to an output device **250** (e.g., television). The selector **240** may be controlled manually by an operator, may be controlled by a signal/message (e.g., ad break beginning message, ad break ending message) that was generated and transmitted from an upstream detection location, and/or may be controlled by the detection/replacement device **230**. The splitter **220** and the selector **240** may be used as a bypass circuit in case of an operations issue or problem in the detection/replacement device **230**. The default mode for the selector **240** may be to pass-through the incoming video stream.

[0048] According to one embodiment, manually switching the selector **240** to the detection/replacement device **230** may cause the detection/replacement device **230** to provide advertisements (e.g., targeted advertisements) to be displayed to the subscriber (viewer, user). That is, the detection/replacement device **230** may not detect and insert the advertisements in the program stream to create a presentation stream. Accordingly, the manual switching of the selector **240** may be the equivalent to switching a channel from a program content channel to an advertisement channel.

Accordingly, this embodiment would have no copyright issues associated therewith as no recording, analyzing, or manipulation of the program stream would be required.

[0049] While the splitter **220**, the detection/replacement device **230**, and the selector **240** are all illustrated as separate components they are not limited thereby. Rather, all the components could be part of a single component (e.g., the splitter **220** and the selector **240** contained inside the detection/replacement device **230**; the splitter **220**, the detection/replacement device **230**, and the selector **240** could be part of the STB **210**).

[0050] Automatic techniques for detecting advertisements (or advertisement blocks) may include detecting aspects (features) of the video stream that indicate an advertisement is about to be displayed or is being displayed (feature based detection). For example, advertisements are often played at a higher volume then programming so a sudden volume increase (without commands from a user) may indicate an advertisement. Many times several dark monochrome (black) frames of video are presented prior to the start of an advertisement so the detection of these types of frames may indicate an advertisement. The above noted techniques may be used individually or in combination with one another. These techniques may be utilized along with temporal measurements, since commercial breaks often begin within a certain known time range. However, these techniques may miss advertisements if the volume increases or if the display of black frames is missing or does not meet a detection threshold. Moreover, these techniques may result in false positives (detection of an advertisement when one is not present) as the programming may include volume increases or sequences of black frames.

[0051] Frequent scene/shot breaks are more common during an advertisement since action/scene changes stimulate interest in the advertisement. Additionally, there is typically more action and scene changes during an advertisement block. Accordingly, another possible automatic feature based technique for detecting advertisements is the detection of scene/shot breaks (or frequent scene/shot breaks) in the video programming. Scene breaks may be detected by comparing consecutive frames of video. Comparing the actual images of consecutive frames may require significant processing. Alternatively, scene/shot breaks may be detected by computing characteristics for consecutive frames of video and for comparing these characteristics. The computed characteristics may include, for example, a color histogram or a color coherence vector (CCV). The detection of scene/shot breaks may result in many false positives (detection of scene changes in programming as opposed to actual advertisements).

[0052] A color histogram is an analysis of the number of pixels of various colors within an image or frame. Prior to calculating a color histogram the frame may be scaled to a particular size (e.g., number of pixels), the colors may be reduced to the most significant bits for each color of the red, blue, green (RGB) spectrum, and the image may be smoothed by filtering. As an example, if the RGB spectrum is reduced to the 2 most significant bits for each color (4 versions of each color) there will be a total of 6 bits for the RGB color spectrum or 64 total color combinations (2^6).

[0053] **FIG. 3** illustrates an exemplary pixel grid **300** for a video frame and an associated color histogram **310**. As illustrated the pixel grid **300** is 4×4 (16 pixels) and each grid is identified by a six digit number with each two digit portion representing a specific color (RGB). Below the digit is the color identifier for each color. For example, an upper right grid has a 000000 as the six digit number which equates to R_0, G_0 and B_0. As discussed, the color histogram **310** is the number of each color in the overall pixel grid. For example, there are 9 R_0's in **FIG. 3**.

[0054] **FIG. 4** illustrates an exemplary comparison of two color histograms **400**, **410**. The comparison entails computing the difference/distance between the two. The distance may be computed for example by summing the absolute differences (L**1**–Norm) **420** or by summing the square of the differences (L**2**–Norm) **430**. For simplicity and ease of understanding we assume that the image contains only 9 pixels and that each pixel has the same bit identifier for each of the colors in the RGB spectrum so that a single number represents all colors. The difference between the color histograms **400**, **410** is 6 using the absolute difference method **420** and 10 using the squared difference method **430**. Depending on the method utilized to compare the color histograms the threshold used to detect scene changes or other parameters may be adjusted accordingly.

[0055] A color histogram tracks the total number of colors in a frame. Thus, it is possible that when comparing two frames that are completely different but utilize similar colors throughout, a false match will occur. CCVs divide the colors from the color histogram into coherent and incoherent ones based on how the colors are grouped together. Coherent colors are colors that are grouped together in more than a threshold number of connected pixels and incoherent colors are colors that are either not grouped together or are grouped together in less than a threshold number of pixels. For example, if 8 is the threshold and there are only 7 red pixels grouped (connected together) then these 7 red pixels are considered incoherent.

[0056] **FIG. 5** illustrates an exemplary pixel grid **500** for a video frame and associated color histogram **510** and CCVs **520**, **530**. For ease of understanding we assume that all of the colors in the pixel grid have the same number associated with each of the colors (RGB) so that a single number represents all colors and the pixel grid **500** is limited to 16 pixels. Within the grid **500** there are some colors that are grouped together (has at least one other color at a connected pixel—one of the 8 touching pixels) and some colors that are by themselves. For example, two color 1s, four color 2s, and four (two sets of 2) color 3s are grouped (connected), while three color 0s, one color 1, and two color 3s are not grouped (connected). The color histogram **510** indicates the number of each color. A first CCV **520** illustrates the number of coherent and incoherent colors assuming that the threshold grouping for being considered coherent is 2 (that is a grouping of two pixels of the same color means the pixels are coherent for that color). A second CCV **530** illustrates the number of coherent and incoherent colors assuming that the threshold grouping was 3. The colors impacted by the change in threshold are color 0 (went from 2 coherent and 1 incoherent to 0 coherent and 3 incoherent) and color 3 (went from 4 coherent and 2 incoherent to 0 coherent and 6 incoherent). Depending on the method utilized to compare the CCVs the threshold used for detecting scene changes or other parameters may be adjusted accordingly.

[0057] **FIG. 6** illustrates an exemplary comparison of color histograms **600**, **610** and CCVs **620**, **630** for two images. In order to compare, the differences (distances) between the color histograms and the CCVs can be calculated. The differences may be calculated, for example, by summing the absolute differences (L**1**–Norm) or by summing the square of the differences (L**2**–Norm). For simplicity and ease of understanding assume that the image contains only 9 pixels and that each pixel has the same bit identifier for each of the colors in the RGB spectrum. As illustrated the color histograms **600**, **610** are identical so the difference (ΔCH) is 0 (calculation illustrated for summing the absolute differences). The difference (ΔCCV) between the two CCVs **620**, **630** is 8 (based on the sum of the absolute differences method).

[0058] Another possible feature based automatic advertisement detection technique includes detecting action (e.g., fast moving objects, hard cuts, zooms, changing colors) as an advertisement may have more action in a short time than the programming. According to one embodiment, action can be determined using edge change ratios (ECR). ECR detects structural changes in a scene, such as entering, exiting and moving objects. The changes are detected by comparing the edge pixels of consecutive images (frames), n and n−1. Edge pixels are the pixels that form the exterior of distinct objects within a scene (e.g., a person, a house). A determination is made as to the total number of edge pixels for two consecutive images, σ_n and σ_{n-1} the number of edge pixels exiting a first frame, X_{n-1}^{out} and the number of edge pixels entering a second image, X_n^{in}. The ECR is the maximum of (1) the ratio of the ratio of outgoing edge pixels to total pixels for a first image

$$\left(\frac{X_{n-1}^{out}}{\sigma_{n-1}}\right),$$

or (2) the ratio of incoming edge pixels to total pixels for a second image

$$\left(\frac{X_n^{in}}{\sigma_n}\right).$$

[0059] **FIG. 6A** illustrates two exemplary consecutive images, n and n−1. Edge pixels for each of the images are shaded. The total number of edge pixels for image n−1, σ_{n-1}, is 43 while the total number of edge pixels for image n, σ_n, is 32. The pixels circled in image n−1 are not part of the image n (they exited image n−1). Accordingly, the number of edge pixels exiting image n−1, X_{n-1}^{out}, is 22. The pixels circled in image n were not part of image n−1 (they entered image n). Accordingly, the number of edge pixels entering image n, X_n^{in}, is 13. The ECR is the greater of the two ratios

$$\frac{X_{n-1}^{out}}{\sigma_{n-1}}\left(\frac{22}{43}\right) \text{ and } \frac{X_n^{in}}{\sigma_n}\left(\frac{13}{32}\right).$$

Accordingly, the ECR value is 0.512.

[0060] According to one embodiment, action can be determined using a motion vector length (MVL). The MVL divides images (frames) into macroblocks (e.g., 16×16 pixels). A determination is then made as to where each macroblock is in the next image (e.g., distance between macroblock in consecutive images). The determination may be limited to a certain number of pixels (e.g., 20) in each direction. If the location of the macroblock can not be determined then a predefined maximum distance may be defined (e.g., 20 pixels in each direction). The macroblock length vector for each macroblock can be calculated as the square root of the sum of the squares of the differences between the x and y coordinates $[v(x_1-x_2)^2+(y_1-y_2)^2]$

[0061] **FIG. 6B** illustrates two exemplary consecutive images, n and n−1. The images are divided into a plurality of macroblocks (as illustrated each macroblock is 4 (2×2) pixels). Four specific macroblocks are identified with shading and are labeled 1-4 in the first image n−1. A maximum search area is defined around the 4 specific macroblocks as a dotted line (as illustrated the search areas is one macroblock in each direction). The four macroblocks are identified with shading on the second image n. Comparing the specified macroblocks between images reveals that the first and second macroblocks moved within the defined search are, the third macroblock did not move, and the fourth macroblock moved out of the search area. If the upper left hand pixel is used as the coordinates for the macroblock it can be seen that MB1 moved from 1,1 to 2,2; MB2 moved from 9,7 to 11,9; MB3 did not move from 5,15; and MB4 moved from 13,13 to outside of the range. Since MB4 could not be found within the search window a maximum distance of 3 pixels in each direction is defined. Accordingly, the length vector for the macroblocks is 1.41 for MB1, 2.83 for MB2, 0 for MB3, and 4.24 for MB4.

[0062] As with the other feature based automatic advertisement detection techniques the action detection techniques (e.g., ECR, MVL) do not always provide a high level of confidence that the advertisement is detected and may also led to false positives.

[0063] According to one embodiment, several of these techniques may be used in conjunction with one another to produce a result with a higher degree of confidence and may be able to reduce the number of false positives and detect the advertisements faster. However, as the feature based techniques are based solely on recognition of features that may be present more often in advertisements than programming there can probably never be a complete level of confidence that an advertisement has been detected. In addition, it may take a long time to recognize that these features are present (several advertisements).

[0064] In some countries, commercial break intros are utilized to indicate to the viewers that the subsequent material being presented is not programming but rather sponsored advertising. These commercial break intros vary in nature but may include certain logos, characters, or other specific video and audio messages to indicate that the subsequent material is not programming but rather advertising. The return to programming may in some instances also be preceded by a commercial break outro which is a short video segment that indicates the return to programming. In some cases the intros and the outros may be the same with an identical programming segment being used for

both the intro and the outro. Detecting the potential presence of the commercial break intros or outros may indicate that an advertisement (or advertisement block) is about to begin or end respectively. If the intros and/or outros were always the same, detection could be done by detecting the existence of specific video or audio, or specific logos or characters in the video stream, or by detecting specific features about the video stream (e.g., CCVs). However, the intros and/or outros need not be the same. The intros/outros may vary based on at least some subset of day, time, channel (network), program, and advertisement (or advertisement break).

[0065] Intros may be several frames of video easily recognized by the viewer, but may also be icons, graphics, text, or other representations that do not cover the entire screen or which are only shown for very brief periods of time.

[0066] Increasingly, broadcasters are also selling sponsorship of certain programming which means that a sponsor's short message appears on either side (beginning or end) of each ad break during that programming. These sponsorship messages can also be used as latent cue tones indicating the start and end of ad breaks.

[0067] The detection of the intros, outros, and/or sponsorship messages may be based on comparing the incoming video stream, to a plurality of known intros, outros, and/or sponsorship messages. This would require that each of a plurality of known intros, outros, and/or sponsorship messages be stored and that the incoming video stream be compared to each. This may require a large amount of storage and may require significant processing as well, including the use of non-real-time processing. Such storage and processing may not be feasible or practical, especially for real time detection systems. Moreover, storing the known advertisements for comparing to the video programming could potentially be considered a copyright violation.

[0068] The detection of the intros, outros, and/or sponsorship messages may be based on detecting messages, logos or characters within the video stream and comparing them to a plurality of known messages, logos or characters from known intros, outros, and/or sponsorship messages. The incoming video may be processed to find these messages, logos or characters. The known messages, logos or characters would need to be stored in advance along with an association to an intro or outro. The comparison of the detected messages, logos or characters to the known messages, logos or characters may require significant processing, including the use of non-real-time processing. Moreover, storing the known messages, logos or characters for comparison to messages, logos or characters from the incoming video stream could potentially be considered a copyright violation.

[0069] The detection of the intros, outros, and/or sponsorship messages may be based on detecting messages within the video stream and determining the meaning of the words (e.g., detecting text in the video stream and analyzing the text to determine if it means an advertisement is about to start).

[0070] Alternatively, the detection may be based on calculating features (statistical parameters) about the incoming video stream. The features calculated may include, for example, color histograms or CCVs as discussed above. The features may be calculated for an entire video frame, as discussed above, number of frames, or may be calculated for evenly/randomly highly subsampled representations of the video frame. For example, the video frame could be sampled at a number (e.g., 64) of random locations or regions in the video frame and parameters such as average color) may be computed for each of these regions. The subsampling can also be performed in the temporal domain. The collection of features including CCVs for a plurality of images/frames, color histograms for a plurality of regions, may be referred to as a fingerprint.

[0071] **FIG. 7** illustrates an exemplary pixel grid **700** for a video frame. For ease of understanding, we limit the pixel grid to 12×12 (144 pixels), limit the color variations for each color (RGB) to the two most significant bits (4 color variations), and have each pixel have the same number associated with each of the colors (RGB) so that a single number represents all colors. A plurality of regions **710**, **720**, **730**, **740**, **750**, **760**, **770**, **780**, **785**, **790**, **795** of the pixel grid **700** are sampled and an average color for each of the regions **710**, **720**, **730**, **740**, **750**, **760**, **770**, **780**, **785**, **790**, **795** is calculated. For example, the region **710** has an average color of 1.5, the region **790** has an average color of 0.5 and the region **795** has an average color of 2.5.

[0072] One advantage of the sampling of regions of a frame instead of an entire frame is that the entire frame would not need to be copied in order to calculate the features (if copying was even needed to calculate the features). Rather, certain regions of the image may be copied in order to calculate the features for those regions. As the regions of the frame would provide only a partial image and could not be used to recreate the image, there would be less potential copyright issues. As will be discussed in more detail later, the generation of fingerprints for known entities (e.g., advertisements, intros) that are stored in a database for comparison could be done for regions as well and therefore create less potential copyright issues.

[0073] **FIG. 8** illustrates two exemplary pixel grids **800** and **810**. Each of the pixel grids is 11×11 (121 pixels) and is limited to a single bit (0 or 1) for each of the colors. The top view of each pixel grid **800**, **810** has a plurality of regions identified **815-850** and **855-890** respectively. The lower view of each pixel grids **800**, **810** has the coherent and incoherent pixels identified, where the threshold level is greater than 5.

[0074] **FIG. 9** illustrates exemplary comparisons of the pixel grids **800**, **810** of **FIG. 8**. Color histograms **900**, **910** are for the entire frame **800**, **810** respectively and the difference in the color histograms **920** is 0. CCVs **930**, **940** are for the entire frame **800**, **810** respectively and the difference in the CCVs **950** is 0. Average colors **960**, **970** capture the average colors for the various identified regions in frames **800**, **810**. The difference is the average color of the regions **980** is 3.5 (using the sum of absolute values).

[0075] **FIGS. 7-9** focused on determining the average color for each of the regions but the techniques illustrated therein are not limited to average color determinations. For example, a color histogram or CCV could be generated for each of these regions. For CCVs to provide useful benefits the regions would have to be big enough or all of the colors will be incoherent. All of the colors will be coherent if the coherent threshold is made too low.

[0076] The calculated features/fingerprints (e.g., CCVs, evenly/randomly highly subsampled representations) are

compared to corresponding features/fingerprints for known intros and/or outros. The fingerprints for the known intros and outros could be calculated and stored in advance. The comparison of calculated features of the incoming video stream (statistical parameterized representations) to the stored fingerprints for known intros/outros will be discussed in more detail later.

[0077] Another method for detecting the presentation of an advertisement is automatic detection of the advertisement. Automatic detection techniques may include recognizing that the incoming video stream is a known advertisement. Recognition techniques may include comparing the incoming video stream to known video advertisements. This would require that each of a plurality of known video advertisements be stored in order to do the comparison. This would require a relatively large amount of storage and would likely require significant processing, including non-real-time processing. Such storage and processing may not be feasible or practical, especially for real time detection systems. Moreover, storing the known advertisements for comparison to the video programming could potentially be considered a copyright violation.

[0078] Accordingly, a more practical automatic advertisement recognition technique may be to calculate features (statistical parameters) about the incoming video stream and to compare the calculated features to a database of the same features (previously calculated) for known advertisements. The features may include color histograms, CCVs, and/or evenly/randomly highly subsampled representations of the video stream as discussed above or may include other features such as text and object recognition, logo or other graphic overlay recognition, and unique spatial frequencies or patterns of spatial frequencies (e.g., salient points). The features may be calculated for images (e.g., frames) or portions of images (e.g., portions of frames). The features may be calculated for each image (e.g., all frames) or for certain images (e.g., every I-frame in an MPEG stream). The combination of features for different images (or portions of images) make up a fingerprint. The fingerprint (features created from multiple frames or frame portions) may include unique temporal characteristics instead of, or in addition to, the unique spatial characteristics of a single image.

[0079] The features/fingerprints for the known advertisements or other segments of programming (also referred to as known video entities) may have been pre-calculated and stored at the detection point. For the known advertisements, the fingerprints may be calculated for the entire advertisement so that the known advertisement fingerprint includes calculated features for the entire advertisement (e.g., every frame for an entire 30-second advertisement). Alternatively, the fingerprints may be calculated for only a portion of the known advertisements (e.g., 5 seconds). The portion should be large enough so that effective matching to the calculated fingerprint for the incoming video stream is possible. For example, an effective match may require comparison of at least a certain number of images/frames (e.g., 10) as the false negatives may be high if less comparison is performed.

[0080] **FIG. 10** illustrates an exemplary flowchart of the advertisement matching process. Initially, the video stream is received **1000**. The received video stream may be analog or digital video. The processing may be done in either analog or digital but is computationally easier as digital video (accordingly digital video may be preferred). Therefore, the video stream may be digitized **1010** if it is received as analog video. Features (statistical parameters) are calculated for the video stream **1020**. The features may include CCVs, color histograms, other statistical parameters, or a combination thereof. As mentioned above the features can be calculated for images or for portions of images. The calculated features/fingerprints are compared to corresponding fingerprints (e.g., CCVs are compared to CCVs) for known advertisements **1030**. According to one embodiment, the comparison is made to the pre-stored fingerprints of a plurality of known advertisements (fingerprints of known advertisements stored in a database).

[0081] The comparison **1030** may be made to the entire fingerprint for the known advertisements, or may be made after comparing to some portion of the fingerprints (e.g., 1 second which is approximately 25 frames, 35 frames which is approximately 1.4 seconds) that is large enough to make a determination regarding similarity. A determination is made as to whether the comparison was to entire fingerprints (or some large enough portion) **1040**. If the entire fingerprint (or large enough portion) was not compared (**1040** No) additional video stream will be received and have features calculated and compared to the fingerprint (**1000-1030**). If the entire fingerprint (or large enough portion) was compared (**1040** Yes) then a determination is made as to whether the features of the incoming video stream meets a threshold level of similarity with any of the fingerprints **1050**. If the features for the incoming video stream do not meet a threshold level of similarity with one of the known advertisement fingerprints (**1050** No) then the incoming video stream is not associated with a known advertisement **1060**. If the features for the incoming video stream meet a threshold level of similarity with one of the known advertisement fingerprints (**1050** Yes) then the incoming video stream is associated with the known advertisement (the incoming video stream is assumed to be the advertisement) **1070**.

[0082] Once it is determined that the incoming video stream is an advertisement, ad substitution may occur. Targeted advertisements may be substituted in place of all advertisements within an advertisement block. The targeted advertisements may be inserted in order or may be inserted based on any number of parameters including day, time, program, last time ads were inserted, and default advertisement (advertisement it is replacing). For example, a particular advertisement may be next in the queue to be inserted as long as the incoming video stream is not tuned to a particular program (e.g., a Nike® ad may be next in the queue but may be restricted from being substituted in football games because Adidas® is a sponsor of the football league). Alternatively, the targeted advertisements may only be inserted in place of certain default advertisements. The determination of which default ads should be substituted with targeted ads may be based on the same or similar parameters as noted above with respect to the order of targeted ad insertion. For example, beer ads may not be substituted in a bar, especially if the bar sells that brand of beer. Conversely, if a default ad for a competitor hotel is detected in the incoming video stream at a hotel the default ad should be replaced with a targeted ad.

[0083] The process described above with respect to **FIG. 10** is focused on detecting advertisements within the incoming video stream. However, the process is not limited to

advertisements. For example, the same or similar process could be used to compare calculated features for the incoming video stream to a database of fingerprints for known intros (if intros are used in the video delivery system) or known sponsorships (if sponsorships are used). If a match is detected that would indicate that an intro is being displayed and that an advertisement break is about to begin. Ad substitution could begin once the intro is detected. According to one embodiment, targeted advertisements may be inserted for an entire advertisement block (e.g., until an outro is detected). The targeted advertisements may be inserted in order or may be inserted based on any number of parameters including day, time, program, and last time ads were inserted. Alternatively, the targeted advertisements may only be inserted in place of certain default advertisements. To limit insertion of targeted advertisements to specific default advertisements would require the detection of specific advertisements.

[**0084**] The intro or sponsorship may provide some insight as to what ads may be played in the advertisement block. For example, the intro detected may be associated with (often played prior to) an advertisement break in a soccer game and the first ad played may normally be a beer advertisement. This information could be used to limit the comparison of the incoming video stream to ad fingerprints for known beer advertisements as stored in an indexed ad database or could be used to assist in the determination of which advertisement to substitute. For example, a restaurant that did not serve alcohol may want to replace the beer advertisement with an advertisement for a non-alcoholic beverage.

[**0085**] The level of similarity is based on substitutions, deletions and insertions of features necessary to align the features of the incoming video stream with a fingerprint (the minimal distance between the two). It is regarded as a match between the fingerprint sequences for the incoming video stream and a known advertisement if the minimal distance between does not exceed a distance threshold and the difference in length of the fingerprints does not exceed a length difference threshold. Approximate substring matching may allow detection of commercials that have been slightly shortened or lengthened, or whose color characteristics have been affected by different modes or quality of transmission.

[**0086**] Advertisements only make up a portion of an incoming video stream so that continually calculating features for the incoming video stream **1020** and comparing the features to known advertisement fingerprints **1030** may not be efficient. According to one embodiment, the feature based techniques described above (e.g., volume increases, increase scene changes, monochrome images) may be used to detect the start of a potential advertisement (or advertisement block) and the calculating of features **1020** and comparing to known fingerprints **1030** may only be performed once a possible advertisement break has been detected. It should be noted that some methods of detecting the possibility of an advertisement break in the video stream such as an increase in scene changes, where scene changes may be detected by comparing successive CCVs, may in fact be calculating features of the video stream **1020** so the advertisement detection process may begin with the comparison **1030**.

[**0087**] According to one embodiment, the calculating of features **1020** and comparing to known fingerprints **1030** may be limited to predicted advertisement break times (e.g., between :10 and :20 after every hour). The generation **1020** and the comparison **1030** may be based on the channel to which it is tuned. For example, a broadcast channel may have scheduled advertisement blocks so that the generation **1020** and the comparison **1030** may be limited to specific times. However, a live event such as a sporting event may not have fixed advertisement blocks so time limiting may not be an option. Moreover channels are changed at random times, so time blocks would have to be channel specific.

[**0088**] According to an embodiment in which intros are used, the calculated fingerprint for the incoming video stream may be continually compared to fingerprints for known intros stored in a database (known intro fingerprints). After an intro is detected indicating that an advertisement (or advertisement block) is about to begin, the comparison of the calculated fingerprint for the incoming video stream to fingerprints for known advertisements stored in a database (known advertisement fingerprints) begins.

[**0089**] If an actual advertisement detection is desired, a comparison of the calculated fingerprints of the incoming video stream to the known advertisement fingerprints stored in a database will be performed whether the comparison is continual or only after some event (e.g., detection of intro, certain time). Comparing the calculated fingerprint of the incoming video stream to entire fingerprints (or portions thereof) for all the known advertisement fingerprints **1030** may not be an efficient use of resources. The calculated fingerprint may have little or no similarity with a percentage of the known advertisement fingerprints and this difference may be obvious early in the comparison process. Accordingly, continuing to compare the calculated fingerprint to these known advertisement fingerprints is a waste of resources.

[**0090**] According to one embodiment, an initial window (e.g., several frames, several regions of a frame) of the calculated fingerprint of the incoming video steam may be compared to an initial window of all of the known advertisement fingerprints (e.g., several frames, several regions). Only the known advertisement fingerprints that have less than some defined level of dissimilarity (e.g., less than a certain distance between them) proceed for further comparison. The initial window may be, for example, a certain period (e.g., 1 second), a certain number of images (e.g., first 5 I-frames), or a certain number of regions of a frame (e.g., 16 of 64 regions of frame).

[**0091**] **FIG. 11** illustrates an exemplary flowchart of an initial dissimilarity determination process. The video stream is received **1100** and may be digitized **1110** (e.g., if it is received as analog video). Features (statistical parameters) are calculated for the video stream (e.g., digital video stream) **1120**. The features (fingerprint) may include CCVs, color histograms, other statistical parameters, or a combination thereof. The features can be calculated for images or for portions of images. The calculated features (fingerprint) are compared to the fingerprints for known advertisements **1130** (known advertisement fingerprints). A determination is made as to whether the compare has been completed for an initial period (window) **1140**. If the initial window compare is not complete (**1140** No) the process returns to **1100-1130**. If the initial window compare is complete (**1140** Yes) then a determination is made as to the level of dissimilarity (dis-

tance) between the calculated fingerprint and the known advertisement fingerprints exceeding a threshold **1150**. If the dissimilarity is below the threshold, the process proceeds to **FIG. 10** (**1000**) for those fingerprints. For the known advertisement fingerprints that the threshold is exceeded (**1150** Yes) the comparing is aborted.

[**0092**] **FIG. 12** illustrates an exemplary initial comparison of the calculated fingerprint for an incoming stream versus initial portions of fingerprints for a plurality of known advertisements stored in a database (known advertisement fingerprints). For ease of understanding we will assume that each color is limited to a single digit (two colors), that each color has the same digit so that a single number can represent all colors, and that the pixel grid is 25 pixels. The calculated fingerprint includes a CCV for each image (e.g., frame, I-frame). The incoming video stream has a CCV calculated for the first three frames. The CCV for the first three frames of the incoming stream are compared to the associated portion (CCVs of the first three frames) of each of the known advertisement fingerprints. The comparison includes summating the dissimilarity (e.g., calculated distance) between corresponding frames (e.g., distance Frame **1**+distance Frame **2**+distance Frame **3**). The distance between the CCVs for each of the frames can be calculated in various manners including the sum of the absolute difference and the sum of the squared differences as described above. The sum of the absolute differences is utilized in **FIG. 12**. The difference between the incoming video steam and a first fingerprint (FP_1) is 52 while the difference between the incoming video stream and the Nth fingerprint (FP_N) is 8. If the predefined level of dissimilarity (distance) was 25, then the comparison for FP_1 would not proceed further (e.g., **1160**) since the level of dissimilarity exceeds the predefined level (e.g., **1150** Yes). The comparison for FP_N would continue (e.g., proceed to **1000**) since the level of dissimilarity did not exceed the predefined level (e.g., **1150** No).

[**0093**] It is possible that the incoming video stream may have dropped the first few frames of the advertisement or that the calculated features (e.g., CCV) are not calculated for the beginning of the advertisement (e.g., first few frames) because, for example, the possibility of an advertisement being presented was not detected early enough. In this case, if the comparison of the calculated features for the first three frames is compared to the associated portion (calculated features of the first three frames) of each of the known advertisement fingerprints, the level of dissimilarity may be increased erroneously since the frames do not correspond. One way to handle this is to extend the length of the fingerprint window in order to attempt to line the frames up.

[**0094**] **FIG. 13** illustrates an exemplary initial comparison of calculated features for an incoming stream versus an expanded initial portion of known advertisement fingerprints. For ease of understanding one can make the same assumptions as with regard to **FIG. 12**. The CCVs calculated for the first three frames of the incoming video stream are compared by a sliding window to the first five frames for a stored fingerprint. That is, frames **1-3** of the calculated features of the incoming video stream are compared against frames **1-3** of the fingerprint, frames **2-4** of the fingerprint, and frames **3-5** of the fingerprint. By doing this it is possible to reduce or eliminate the differences that may have been caused by one or more frames being dropped from the incoming video stream. In the example of **FIG. 13**, the first two frames of the incoming stream were dropped. Accordingly, the difference between the calculated features of the incoming video stream equated best to frames **3-5** of the fingerprint.

[**0095**] If the comparison between the calculated features of the incoming stream and the fingerprint have less dissimilarity then the threshold, the comparison continues. The comparison may continue from the portion of the fingerprint where the best match was found for the initial comparison. In the exemplary comparison of **FIG. 12**, the comparison should continue between frame **6** (next frame outside of initial window) of the fingerprint and frame **4** of incoming stream. It should be noted that if the comparison resulted in the best match for frames **1-3** of the fingerprint, then the comparison may continue starting at frame **4** (next frame within the initial window) for the fingerprint.

[**0096**] To increase the efficiency by limiting the amount of comparisons being performed, the window of comparison may continually be increased for the known advertisement fingerprints that do not meet or exceed the dissimilarity threshold until one of the known advertisement fingerprints possibly meets or exceeds the similarity threshold. For example, the window may be extended 5 frames for each known advertisement fingerprint that does not exceed the dissimilarity threshold. The dissimilarity threshold may be measured in distance (e.g., total distance, average distance/frame). Comparison is stopped if the incoming video fingerprint and the known advertisement fingerprint differ by more than a chosen dissimilarity threshold. A determination of a match would be based on a similarity threshold. A determination of the similarity threshold being met or exceeded may be delayed until some predefined number of frames (e.g., 20) have been compared to ensure a false match is not detected (small number of frames being similar). Like the dissimilarity threshold, the similarity threshold may be measured in distance. For example, if the distance between the features for the incoming video stream and the fingerprint differ by less then 5 per frame after at least 20 frames are compared it is considered a match.

[**0097**] **FIG. 14** illustrates an exemplary expanding window comparison of the features of the incoming video stream and the features of the fingerprints of known advertisements. For the initial window W_1, the incoming video stream is compared to each of five known advertisement fingerprints (FP_1-FP_5). After W_1, the comparison of FP_2 is aborted because it exceeded the dissimilarity threshold. The comparison of the remaining known advertisement fingerprints continues for the next window W_2 (e.g., next five frames, total of 10 frames). After W_2, the comparison of FP_1 is aborted because it exceeded the dissimilarity threshold. The comparison of the remaining known advertisement fingerprints continues for the next window W_3 (e.g., next five frames, total of 15 frames). After W_3, the comparison of FP_3 is aborted. The comparison of the remaining known advertisement fingerprints continues for the next window W_4 (e.g., next five frames, total of 20 frames). After W_4, a determination can be made about the level of similarity. As illustrated, it was determined that FP_5 meets the similarity threshold.

[**0098**] If neither of the known advertisement fingerprints (FP_4 or FP_5) meet the similarity threshold, the comparison

would continue for the known advertisement fingerprints that did not exceed the dissimilarity threshold. Those that meet the dissimilarity threshold would not continue with the comparisons. If more then one known advertisement fingerprint meet the similarity threshold then the comparison may continue until one of the known advertisement fingerprints falls outside of the similarity window, or the most similar known advertisement fingerprint is chosen.

[0099] The windows of comparison in **FIG. 14** (e.g., 5 frames) may have been a comparison of temporal alignment of the frames, a summation of the differences between the individual frames, a summation of the differences of individual regions of the frames, or some combination thereof. It should also be noted, that the window is not limited to a certain number of frames as illustrated and may be based on regions of a frame (e.g., 16 of the 32 regions the frame is divided into). If the window was for less than a frame, certain fingerprints may be excluded from further comparisons after comparing less than a frame. It should be noted that the level of dissimilarity may have to be high for comparisons of less than a frame so as not to exclude comparisons that are temporarily high due to, for example, misalignment of the fingerprints.

[0100] According to one embodiment, the calculated features for the incoming video stream are not stored. Rather, they are calculated and compared and then discarded. No video is being copied or if the video is being copied it is only for a short time (temporarily) while the features are calculated. The features calculated for images can not be used to reconstruct the video, and the calculated features are not copied or if the features are copied it is only for a short time (temporarily) while the comparison to the known advertisement fingerprints is being performed.

[0101] As previously noted, the features may be calculated for an image (e.g., frame) or for a portion or portions of an image. Calculating features for a portion may entail sampling certain regions of an image as discussed above with respect to **FIGS. 7-9** above. Calculating features for a portion of an image may entail dividing the image into sections, selecting a specific portion of the image or excluding a specific portion of the image. Selecting specific portions may be done to focus on specific areas of the incoming video stream (e.g., network logo, channel identification, program identification). The focus on specific areas will be discussed in more detail later. Excluding specific portions may be done to avoid overlays (e.g., network logo) or banners (e.g., scrolling news, weather or sport updates) that may be placed on the incoming video stream that could potentially affect the matching of the calculated features of the video stream to fingerprints, due to the fact that known advertisements might not have had these overlays and/or banners when the original library fingerprints were generated.

[0102] **FIG. 15** illustrates an exemplary pixel grid **1500** divided into sections **1510**, **1520**, **1530**, **1540** as indicated by the dotted line. The pixel grid **1500** consists of 36 pixels (a 6×6 grid) and a single digit for each color with each pixel having the same number associated with each color. The pixel grid **1500** is divided into 4 separate 3×3 grids **1510**-**1540**. A full image CCV **1550** is generated for the entire grid **1500**, and partial image CCVs **1560**, **1570**, **1580**, **1590** are generated for the associated sections **1510**-**1540**. A summation of the section CCVs **1595** would not result in the CCV **1550** as the pixels may have been coherent because they were grouped over section borders which would not be indicated in the summation CCV **1595**. It should be noted that the summation CCV **1595** is simply for comparing to the CCV **1550** and would not be used in a comparison to fingerprints. When calculating CCVs for sections the coherence threshold may be lowered. For example, the coherence threshold for the overall grid was four and may have been three for the sections. It should be noted that if it was lowered to 2 that the color 1 pixels in the lower right corner of section pixel grid **1520** would be considered coherent and the CCV would change accordingly to reflect this fact.

[0103] If the image is divided into sections, the comparison of the features associated with the incoming video stream to the features associated with known advertisements may be done based on sections. The comparison may be based on a single section. Comparing a single section by itself may have less granularity then comparing an entire image.

[0104] **FIG. 16** illustrates an exemplary comparison of two images **1600**, **1620** based on the whole images **1600**, **1620** and sections of the images **1640**, **1660** (e.g., upper left quarter of image). Features (CCVs) **1610**, **1630** are calculated for the images **1600**, **1620** and reveal that the difference (distance) between them is 16 (based on sum of absolute values). Features (CCVs) **1650**, **1670** are calculated for the sections **1640**, **1660** and reveal that there is no difference. The first sections **1640**, **1660** of the images were the same while the other sections were different thus comparing only the features **1650**, **1670** may erroneously result in not being filtered (not exceeding dissimilarity threshold) or a match (exceeding similarity threshold). A match based on this false positive would not be likely, as in a preferred embodiment a match would be based on more then a single comparison of calculated features for a section of an image in an incoming video stream to portions of known advertisement fingerprints. Rather, the false positive would likely be filtered out as the comparison was extended to further sections. In the example of **FIG. 16**, when the comparison is extended to other sections of the image or other sections of additional images the appropriate weeding out should occur.

[0105] It should be noted that comparing only a single section may provide the opposite result (being filtered or not matching) if the section being compared was the only section that was different and all the other sections were the same. The dissimilarity threshold will have to be set at an appropriate level to account for this possible effect or several comparisons will have to be made before a comparison can be terminated due to a mismatch (exceeding dissimilarity threshold).

[0106] Alternatively, the comparison of the sections may be done at the same time (e.g., features of sections **1-4** of the incoming video stream to features of sections **1-4** of the known advertisements). As discussed above, comparing features of sections may require thresholds (e.g., coherence threshold) to be adjusted. Comparing each of the sections individually may result in a finer granularity then comparing the whole image.

[0107] **FIG. 17** illustrates an exemplary comparison of a pixel grid **1700** (divided into sections **1710**, **1720**, **1730**,

1740) to the pixel grid **1500** (divided into sections **1510**, **1520**, **1530**, **1540**) of **FIG. 15**. By simply comparing the pixel grids **1500** and **1700** it can be seen that the color distribution is different. However, comparing a CCV **1750** of the pixel grid **1700** and the CCV **1550** of the pixel grid **1500** results in a difference (distance) of only 4. However, comparing CCVs **1760-1790** for sections **1710-1740** to the CCVs **1560-1590** for sections **1510-1540** would result in differences of 12, 12, 12 and 4 respectively, for a total difference of 40.

[**0108**] It should be noted that **FIGS. 15-17** depicted the image being divided into four quadrants of equal size, but is not limited thereto. Rather the image could be divided in numerous ways without departing from the scope (e.g., row slices, column slices, sections of unequal size and/or shape). The image need not be divided in a manner in which the whole image is covered. For example, the image could be divided into a plurality of random regions as discussed above with respect to **FIGS. 7-9**. In fact, in one embodiment the sections of an image that are analyzed and compared are only a portion of the entire image and could not be used to recreate the image so that there could clearly be no copyright issues. That is, certain portions of the image are not captured for calculating features or for comparing to associated portions of the known advertisement fingerprints that are stored in a database. The known advertisement fingerprints would also not be calculated for entire images but would be calculated for the same or similar portions of the images.

[**0109**] **FIGS. 11-14** discussed comparing calculated features for the incoming video stream to windows (small portions) of the fingerprints at a time so that likely mismatches need not be continually compared. The same basic process can be used with segments. If the features for each of the segments for an image are calculated and compared together (e.g., **FIG. 17**) the process may be identical except for the fact that separate features for an image are being compared instead of a single feature. If the features for a subset of all the sections are generated and compared, then the process may compare the features for that subset of the incoming video stream to the features for that subset of the advertisement fingerprints. For the fingerprints that do not exceed the threshold level of dissimilarity (e.g., **1150** No of **FIG. 11**) the comparison window may be expanded to the additional segments of the image and fingerprints or may be extended to the same section of additional images. When determining if there is a match between the incoming video stream and a fingerprint for a known ad (e.g., **1050** of **FIG. 10**), the comparison is likely not based on a single section/region as this may result in erroneous conclusions (as depicted in **FIG. 16**). Rather, it is preferable if the determination of a match is made after sufficient comparisons of sections/regions (e.g., a plurality of sections of an image, a plurality of images).

[**0110**] For example, a fingerprint for an incoming video stream (query fingerprint q) may be based on an image (or portion of an image) and consist of features calculated for different regions ($q_1, q_2 \ldots q_n$) of the image. The fingerprints for known advertisements (subject fingerprints s) may be based on images and consist of features calculated for different regions ($s_1, s_2 \ldots s_m$) of the images. The integer m (the number of regions in an image for a stored fingerprint) may be greater then the integer n (number of regions in an image of incoming video stream) if the fingerprint of the incoming video stream is not for a complete image. For example, regions may not be defined for boundaries on an incoming video stream due to the differences associated with presentation of images for different TVs and/or STBs. A comparison of the fingerprints would (similarity measure) be the sum for i=1 to n of the minimum distance between q_i and s_i, where i is the particular region.

[**0111**] Some distance measures may not really affected by calculating a fingerprint (q) based on less then the whole image. However, it might accidentally match the wrong areas since features may not encode any spatial distribution. For instance, areas which are visible in the top half of the incoming video stream and are used for the calculation of the query fingerprint might match an area in a subject fingerprint that is not part of the query fingerprint. This would result in a false match.

[**0112**] As previously noted, entire images of neither the incoming video stream nor the known advertisements (ad intros, sponsorship messages, etc.) are stored, rather the portions of the images are captured so that the features can be calculated. Moreover, the features calculated for the portions of the images of the incoming video stream are not stored, they are calculated and compared to features for known advertisements and then discarded.

[**0113**] According to one embodiment, if the video stream is an analog stream and it is desired to calculate the features and compare to fingerprints in digital then the video stream is converted to digital only as necessary. That is, if the comparisons to fingerprints are done on a image by image basis the conversion to digital will be done image by image. If the video stream is not having features generated (e.g., CCV) or being compared to at least one fingerprint then the digital conversion will not be performed. That is, if the features for the incoming video stream do not match any fingerprints so no comparison is being done or the incoming video stream was equated with an advertisement and the comparison is temporarily terminated while the ad is being displayed or a targeted ad is being substituted. If no features are being generated or compared then there is no need for the digital conversion. Limiting the amount of conversion from analog to digital for the incoming video stream means that there is less manipulation and less temporary storage (if any is required) of the analog stream while it is being converted.

[**0114**] According to one embodiment, when calculating the features for the incoming video stream certain sections (regions of interest) may be either avoided or focused on. Portions of an image that are excluded may be defined as regions of disinterest while regions that are focused on may be defined as regions of interest. Regions of disinterest and/or interest may include overlays, bugs, and banners. The overlays, bugs and banners may include at least some subset of channel and/or network logo, clock, sports scoreboard, timer, program information, EPG screen, promotions, weather reports, special news bulletins, close captioned data, and interactive TV buttons.

[**0115**] If a bug (e.g., network logo) is placed on top of a video stream (including advertisements within the stream) the calculated features (e.g., CCVs) may be incomparable to fingerprints of the same video sequence (ads or intros) that were generated without the overlays. Accordingly, the overlay may be a region of disinterest that should be excluded from calculations and comparisons.

[0116] **FIG. 18** illustrates several exemplary images with different overlays. The upper two images are taken from the same video stream. The first image has a channel logo overlay in the upper left corner and a promotion overlay in the upper right corner while the second image has no channel overlay and has a different promotion overlay. The lower two images are taken from the same video stream. The first image has a station overlay in the upper right corner and an interactive bottom in the lower right corner while the second image has a different channel logo in the upper right and no interactive button. Comparing fingerprints for the first set of images or the second set of images may result in a non-match due to the different overlays.

[0117] **FIG. 19A** illustrates an exemplary impact on pixel grids of an overlay being placed on a corresponding image. Pixel grid **1900**A is for an image and pixel grid **1910**A is for the image with an overlay. For ease of explanation and understanding the pixel grids are limited to 10×10 (100 pixels) and each pixel has a single bit defining each of the RGB colors. The overlay was placed in the lower right corner of the image and accordingly a lower right corner **1920**A of the pixel grid **1910**A was affected. Comparing the features (e.g., CCVs) **1930**A, **1940**A of the pixel grids **1900**A, **1910**A respectively indicates that the difference (distance) **1950**A is 12 (using sum of absolute values).

[0118] **FIG. 19A** illustrates an embodiment where the calculated fingerprint for the incoming video stream and the known advertisement fingerprints stored in a local database were calculated for entire frames. According to one embodiment, the regions of disinterest (e.g., overlays, bugs or banners) are detected in the video stream and are excluded from the calculation of the fingerprint (e.g., CCVs) for the incoming video stream. The detection of regions of disinterest in the video stream will be discussed in more detail later. Excluding the region from the fingerprint will affect the comparison of the calculated fingerprint to the known advertisement fingerprints that may not have the region excluded.

[0119] **FIG. 19B** illustrates an exemplary pixel grid **1900**B with the region of interest **1910**B (e.g., **1920**A of **FIG. 19A**) excluded. The excluded region of interest **1910**B is not used in calculating the features (e.g., CCV) of the pixel grid **1900**B. As 6 pixels are in the excluded region of interest **1910**B, a CCV **1920**B will only identify 94 pixels. Comparing the CCV **1920**B having the region of interest excluded and the CCV **1930**A for the pixel grid for the image without an overlay **1900**A results in a difference **1930**B of 6 (using the sum of absolute values). By removing the region of interest from the difference (distance) calculation, the distance between the image with no overlay **1900**A and the image with the overlay removed **1900**B was half of the difference between the image with no overlay **1900**A and the image with the overlay **1910**A.

[0120] The regions of disinterest (ROD) ay be detected by searching for certain characteristics in the video stream. The search for the characteristics may be limited to locations where overlays, bugs and banners may normally be placed (e.g., banner scrolling along bottom of image). The detection of the RODs may include comparing the image (or portions of it) to stored regions of interest. For example, network overlays may be stored and the incoming video stream may be compared to the stored overlay to determine if an overlay is part of the video stream. Comparing actual images may require extensive memory for storing the known regions of interest as well as extensive processing to compare the incoming video stream to the stored regions.

[0121] According to one embodiment, a ROD may be detected by comparing a plurality of successive images. If a group of pixels is determined to not have changed for a predetermined number of frames, scene changes or hard cuts then it may be a logo or some over type of overlay (e.g., logo, banner). Accordingly, the ROD may be excluded from comparisons.

[0122] According to one embodiment, the known RODs may have features calculated (e.g., CCVs) and these features may be stored as ROD fingerprints. Features (e.g., CCVs) may be generated for the incoming video stream and the video stream features may be compared to the ROD fingerprints. As the ROD is likely small with respect to the image the features for the incoming video stream may have to be limited to specific portions (portions where the ROD is likely to be). For example, bugs may normally be placed in a lower right hand corner so the features will be generated for a lower right portion of the incoming video and compared to the ROD fingerprints (at least the ROD fingerprints associated with bugs) to determine if an overlay is present. Banners may be placed on the lower 10% of the image so that features would be generated for the bottom 10% of an incoming video stream and compared to the ROD fingerprints (at least the ROD fingerprints for banners).

[0123] The detection of RODs may require that separate fingerprints be generated for the incoming video stream and compared to distinct fingerprints for RODs. Moreover, the features calculated for the possible RODs for the incoming video stream may not match stored ROD fingerprints because the RODs for the incoming video stream may be overlaid on top of the video stream so that the features calculated will include the video stream as well as the overlay where the known fingerprint may be generated for simply the overlay or for the overlay over a different video stream. Accordingly it may not be practical to determine RODs in an incoming video stream.

[0124] According to one embodiment, the generation of the fingerprints for known advertisements as well as for the incoming video steam may exclude portions of an image that are known to possibly contain RODs (e.g., overlays, banners). For example as previously discussed with respect to **FIG. 19B**, a possible ROD **1910**B may be excluded from the calculation of the fingerprint for the entire frame. This would be the case for both the calculated fingerprint of the incoming video stream as well as the known advertisement fingerprints stored in the database. Accordingly, the possible ROD would be excluded from comparisons of the calculated fingerprint and the known advertisement fingerprints.

[0125] The excluded region may be identified in numerous manners. For example, the ROD may be specifically defined (e.g., exclude pixels **117-128**). The portion of the image that should be included in fingerprinting may be defined (e.g., include pixels **1-116** and **129-150**). The image may be broken up into a plurality of blocks (e.g., 16×16 pixel grids) and those blocks that are included or excluded may be defined (e.g., include regions **1-7** and **9-12**, exclude region **6**). A bit vector may be used to identify the pixels and/or blocks that should be included or excluded from the finger-

print calculation (e.g., 0101100 may indicate that blocks **2**, **4** and **5** should be included and blocks **1**, **3**, **6** and **7** are excluded).

[**0126**] The RODs may also be excluded from sections and/or regions if the fingerprints are generated for portions of an image as opposed to an entire image as illustrated in **FIG. 19B**.

[**0127**] **FIG. 20** illustrates an exemplary image **2000** to be fingerprinted that is divided into four sections **2010-2040**. The image **2000** may be from an incoming video stream or a known advertisement, intro, outro, or channel identifier. It should be noted that the sections **2010-2040** do not make up the entire image. That is, if each of these sections is grabbed in order to create the fingerprint for the sections there is clearly no copyright issues associated therewith as the entire image is not captured and the image could not be regenerated based on the portions thereof. Each of the sections **2010-2040** is approximately 25% of the image **2000**, however the section **2040** has a portion **2050** excluded therefrom as the portion **2050** may be associated with where an overlay is normally placed.

[**0128**] **FIG. 21** illustrates an exemplary image **2100** to be fingerprinted that is divided into a plurality of regions **2110** that are evenly distributed across the image **2100**. Again it should be noted that the image **2100** may be from an incoming video stream or a known advertisement and that the regions **2100** do not make up the entire image. A section **2120** of the image that may be associated with where a banner may normally be placed so this portion of the image would be excluded. Certain regions **2130** fall within the section **2120** so they may be excluded from the fingerprint or those regions **2130** may be shrunk so as to not fall within the section **2120**.

[**0129**] Ad substitution may be based on the particular channel that is being displayed. That is, a particular targeted advertisement may not be able to be displayed on a certain channel (e.g., an alcohol advertisement may not be able to be displayed on a religious programming channel). In addition, if the local ad insertion unit is to respond properly to channel specific cue tones that are centrally generated and distributed to each local site, the local unit has to know what channel is being passed through it. An advertisement detection unit may not have access to data (e.g., specific frequency, metadata) indicating identity of the channel that is being displayed. Accordingly the unit will need to detect the specific channel. Fingerprints may be defined for channel identification information that may be transmitted within the video stream (e.g., channel logos, channel banners, channel messages) and these fingerprints may be stored for comparison.

[**0130**] When the incoming video stream is received an attempt to identify the portion of the video stream containing the channel identification information may be made. For example, channel overlays may normally be placed in a specific location on the video stream so that portion of the video stream may be extracted and have features (e.g. CCV) generated therefore. These features will be compared to stored fingerprints for channel logos. As previously noted, one problem may be the fact that the features calculated for the region of interest for the video stream may include the actual video stream as well as the overlay. Additionally, the logos may not be placed in the same place on the video stream at all times so that defining an exact portion of the video stream to calculate features for may be difficult.

[**0131**] According to one embodiment, channel changes may be detected and the channel information may be detected during the channel change. The detection of a channel change may be detected by comparing features of successive images of the incoming video stream and detecting a sudden and abrupt change in features. In digital programming a change in channel often results in the display of several monochrome (e.g., blank, black, blue) frames while the new channel is decoded.

[**0132**] The display of these monochrome frames may be detected in order to determine that a channel change is occurring. The display of these monochrome frames may be detected by calculating a fingerprint for the incoming video stream and comparing it to fingerprints for known channel change events (e.g., monochrome images displayed between channel changes). When channels are changed the channel numbers may be overlaid on a portion of the video stream. Alternatively a channel banner identifying various aspects of the channel being changed to may be displayed. The channel numbers and/or channel banner may normally be displayed in the same location. As discussed above with respect to the RODs, the locations on the images that may be associated with a channel overlay or channel banner may be excluded from the fingerprint calculation. Accordingly, the fingerprints for either the incoming video stream or the channel change fingerprint(s) stored in the database would likely be for simply a monochrome image.

[**0133**] **FIG. 22** illustrates exemplary channel change images. As illustrated, the image during a channel change is a monochrome frame with the exception of the channel change banner **2210** along the bottom of the image. Accordingly, the channel banner may be identified as a region of disinterest to be excluded from comparisons of the features generated for the incoming video stream and the stored fingerprints.

[**0134**] After, the channel change has been detected (whether based on comparing fingerprints or some other method), a determination as to what channel the system is tuned to can be made. The determination may be based on analyzing channel numbers overlaid on the image or the channel banner. The analysis may include comparing to stored channel numbers and/or channel banners. As addressed above, the actual comparison of images or portions of images requires large amounts of storage and processing and may not be possible to perform in real time.

[**0135**] Alternatively, features/fingerprints may be calculated for the incoming video stream and compared to fingerprints for known channel identification data. As addressed above, calculating and comparing fingerprints for overlays may be difficult due to the background image. Accordingly, the calculation and comparison of fingerprints for channel numbers will focus on the channel banners. It should be noted that the channel banner may have more data then just the channel name or number. For example, it may include time, day, and program details (e.g., title, duration, actors, rating). The channel identification data is likely contained in the same location of the channel banner so that only that portion of the channel banner will be of interest and only that portion will be analyzed.

[**0136**] Referring back to **FIG. 22** shows that the channel identification data **2220** is in the upper left hand corner of the

channel banner. According, this area may be defined as a region of interest. Fingerprints for the relevant portion of channel banners for each channel will be generated and will be stored in a database. The channel identification fingerprints may be stored in same database as the known advertisement (intro, outro, sponsorship message) fingerprints or may be stored in a separate database. If stored in the same database the channel ident fingerprints are likely segregated so that the incoming video stream is only compared to these fingerprints when a channel change has been detected.

[0137] It should be noted that different televisions and/or different set-top boxes may display an incoming video stream in slightly different fashions. This includes the channel change banners **2210** and the channel number **2220** in the channel change banner being in different locations or being scaled differently. When looking at an entire image or multiple regions of an image this difference may be negligible in the comparison. However, when generating channel identification fingerprints for an incoming video stream and comparing the calculated channel identification fingerprints to known channel identification fingerprints the difference in display may be significant.

[0138] **FIG. 23** illustrates an image **2300** with expected locations of a channel banner **2310** and channel identification information **2320** within the channel banner **2310** identified. The channel identification information **2320** may not be in the exact location expected due to parameters (e.g., scaling, translation) associated with the specific TV and/or STB (or DVR) used to receive and view the programming. For example, it is possible that the channel identification information **2320** could be located within a specific region **2330** that is greatly expanded from the expected location **2320**.

[0139] In order to account for the possible differences, scaling and translation factors must be determined for the incoming video stream. According to one embodiment, these factors can be determined by comparing location of the channel banner for the incoming video stream to the reference channel banner **2310**. Initially a determination will be made as to where an inner boundary between the monochrome background and the channel banner is. Once the inner boundary is determined, the width and length of the channel banner can be determined. The scale factor can be determined by comparing the actual dimensions to the expected dimensions. The scale factor in x direction is the actual width of the channel banner/reference width, the scale factor in y direction is the actual height of channel banner/reference height. The translation factor can be determined based on comparing a certain point of the incoming stream to the same reference point (e.g., top left corner of the inner boundary between the monochrome background and the channel banner).

[0140] According to one embodiment, the reference channel banner is scaled and translated during the start-up procedure to the actual size and position. The translation and scaling parameter are stored so they are known so that they can be used to scale and translate the incoming stream so that an accurate comparison to the reference material (e.g., fingerprints) can be made. The scaling and translation factors have been discussed with respect to the channel banner and channel identification information but are in no way limited thereto. Rather, these factors can used to ensure an appropriate comparison of fingerprints of the incoming video stream to known fingerprints (e.g., ads, ad intros, ad outros, channel idents, sponsorships). These factors can also be used to ensure that regions of disinterest or regions of interest are adequately identified.

[0141] Alternatively, rather then creating a fingerprint for the channel identifier region of interest the region of interest can be analyzed by a text recognition system that may recognize the text associated with the channel identification data in order to determine the associated channel.

[0142] Some networks may send messages ('channel ident') identifying the network (or channel) that is being displayed to reinforce network (channel) branding. According to one embodiment, these messages are detected and analyzed to determine the channel. The analysis may be comparing the message to stored messages for known networks (channels). Alternatively, the analysis may be calculating features for the message and comparing to stored features for known network (channel) messages/idents. The features may be generated for an entire video stream (entire image) or may be generated for a portion containing the branding message. Alternatively, the analysis may include using text recognition to determine what the message says and identifying the channel based on that.

[0143] When advertisement breaks are detected and/or when advertisements are substituted that information can be feed back to a central location for tracking and billing. The central location may compare the detected breaks against actual advertisement breaks in video streams and associate the video stream being displayed at the location with a channel based on matching advertisement breaks. The central location may transmit the associated channel identification back to the local detection device.

[0144] The central location may track when ad breaks are detected for a plurality of users and group the users according to detected ad breaks. The central location could then compare the average of the detected ad breaks for the group and compare to actual ad breaks for a plurality of program streams. The groups may then be associated with a channel based on matching advertisement breaks. The central location may transmit the associated channel identification back to the local detection devices of the group members.

[0145] The local detection devices may transmit features associated with the presently viewed video stream (e.g., fingerprints) to the central location. The central location may compare the features to features for the plurality of program streams that are being transmitted. The presently viewed presentation stream will be associated with the channel that the features correspond to. The features may be transmitted to the central location at certain intervals (e.g., 30 seconds of features every 15 minutes). The central location may transmit that channel association back to the local ad detection equipment.

[0146] According to one embodiment, the local detection device may send data related to when the advertisement break is detected and what fingerprint was used to detect the advertisement break (e.g., fingerprint identification). As previously discussed, the fingerprint to detect an advertisement break may be at least some subset of an ad intro fingerprint, channel ident fingerprint, sponsorship message fingerprint, ad fingerprint, and ad outro fingerprint. Using both time and

fingerprint identification could provide a more accurate grouping and accordingly a more accurate channel identification. According to one embodiment, subscribers associated with the same group may be forced to the channel associated with the group.

[0147] As previously mentioned, once an advertisement or an advertisement intro is detected in the incoming program stream targeted advertisements may be inserted locally. The number of targeted advertisements slated to be inserted during an advertisement break may be based on the predicted duration of the advertisement break. For example, if the typical advertisement break is two minutes, it is feasible that four 30 second targeted advertisements may be inserted. However, if it took several seconds to detect the advertisement (or advertisement break) or if the advertisement break is shortened for any reason, the targeted advertisements may continue displaying over the resumed programming. Alternatively, an outro may be detected and a targeted advertisement may be cut off in the middle in order to return to the programming. According to one embodiment, targeted advertisements will be selected for a majority of the advertisement break but not all of it. The remaining time may be used by a still image or animation (pre-outro) that can be cut off at any time if it is desirable to return to the program without losing impact. For example, if targeted ads were presented for 1:45 of a believed to be 2:00 advertisement break the remaining 15 seconds could be filled with a still image (e.g., a still image supporting the establishment, a message indicating "don't forget to tip your bartender").

[0148] According to one embodiment, a maximum break duration is identified. The maximum break duration is the maximum amount of time that the incoming video stream will be preempted. After this period of time is up, insertion of advertisements will end and return to the incoming video stream. In addition a pre-outro time is identified. A pre-outro is a still or animation that is presented until the max break duration is achieved or an outro is detected whichever is sooner. For example, the maximum break duration may be defined as 1:45 and the pre-outro may be defined as :15. Accordingly, three 30 second advertisements may be displayed during the first 1:30 of the ad break and then the pre-outro may be displayed for the remaining :15 or until an outro is detected, whichever is sooner. The maximum break duration and outro time are defined so as to attempt to prevent targeted advertisements from being presented during programming. If an outro is detected while advertisements are still being inserted (e.g., before the pre-outro begins) a return to the incoming video stream may be initiated. As previously discussed sponsorship messages may be utilized along with or in place of outros prior to return of programming. Detection of a sponsorship message will also cause the return to the incoming video stream. Detection of programming may also cause the return to programming.

[0149] According to one embodiment, a minimum time between detection of a video entity (e.g., ad, ad intro) that starts advertisement insertion and ability to detect a video entity (e.g., ad outro, programming) that causes ad insertion to end can be defined (minimum break duration). The minimum break duration may be beneficial where intros and outros are the same. The minimum break duration may be associated with a shortest advertisement period (e.g., 30 seconds). The minimum break duration would prevent the system from detecting an intro twice in a relatively short time frame and assuming that the detection of the second was an outro and accordingly ending insertion of an advertisement almost instantly.

[0150] According to one embodiment, a minimum duration between breaks (insertions) may be defined. The minimum duration between breaks may be beneficial where intros and outros are the same. The duration would come into play when the maximum break duration was reached and the display of the incoming video steam was reestablished before detection of the outro. If the outro was detected when the incoming video stream was being displayed it may be associated with an intro and attempt to start another insertion. The minimum duration between breaks may also be useful where video entities similar to know intros and/or outros are used during programming but are not followed by ad breaks. Such a condition may occur during replays of specific events during a sporting event, or possibly during the beginning or ending of a program, when titles and/or credits are being displayed.

[0151] According to one embodiment, the titles at the beginning of a program may contain sub-sequences or images that are similar to know intros and/or outros. In order to prevent the detection of these sub-sequences or images from initiating an ad break, the detection of programming can be used to suppress any detection for a predefined time frame (minimum duration after program start). The minimum duration after program start ensures that once the start of a program is detected that sub-sequences or images that are similar to know intros and/or outros will not interrupt programming.

[0152] According to one embodiment, the detection of the beginning of programming (either the actual beginning of the program or the return of programming after an advertisement break) may end the insertion of targeted advertisements or the pre-outro if the beginning of programming is identified before the maximum break duration is expired or an outro is identified.

[0153] Alternatively, if an outro, sponsorship message or programming is detected during an advertisement being inserted, the advertisement may be completed and then a return to programming may be initiated.

[0154] The detection of the beginning of programming may be detected by comparing a calculated fingerprint of the incoming video stream with previously generated fingerprints for the programming. The fingerprints for programming may be for the scenes that are displayed during the theme song, or a particular image that is displayed once programming is about to resume (e.g., an image with the name of the program). The fingerprints of programming and scenes within programming will be defined in more detail below.

[0155] According to one embodiment, once it is determined that programming is again being presented on the incoming video stream the generation and comparison of fingerprints may be halted temporarily as it is unlikely that an advertisement break be presented in a short time frame.

[0156] According to one embodiment, the detection of a channel change or an electronic program guide (EPG) activation may cause the insertion of advertisements to cease and the new program or EPG to be displayed.

[0157] According to one embodiment, fingerprints are generated for special bulletins that may preempt advertising in the incoming video stream and correspondingly would want to preempt insertion of targeted advertising. Special bulletins may begin with a standard image such as the station name and logo and the words special bulletin or similar type slogan. Fingerprints would be generated for each known special bulletin (one or more for each network) and stored locally. If the calculated fingerprint for an incoming video stream matched the special bulletin while targeted advertisement or the pre-outro were being displayed a return to the incoming video stream would be initiated.

[0158] The specification has concentrated on local detection of advertisements or advertisement intros and local insertion of targeted advertisements. However, the specification is not limited thereto. For example, certain programs may be detected locally. The local detection of programs may enable the automatic recording of the program on a digital recording device such as a DVR. Likewise, specific scenes or scene changes may be detected. Based on the detection of scenes a program being recorded can be bookmarked for future viewing ease.

[0159] To detect a particular program fingerprints may be established for a plurality of programs (e.g., video that plays weekly during theme song, program title displayed in the video stream) and calculated features for the incoming video stream may be compared to these fingerprints. When a match is detected the incoming video stream is associated with that program. Once the association is made, a determination can be made as to whether this is a program of interest to the user. If the detected program is a program of interest, a recording device may be turned on to record the program. The use of fingerprints to detect the programs and ensure they are recorded without any user interaction is an alternative to using the electronic or interactive program guide to schedule recordings. The recorded programs could be archived and indexed based on any number of parameters (e.g., program, genre, actor, channel, network).

[0160] Scene changes can be detected as described above through the matching of fingerprints. If during recording of a program scene changes are detected the change in scenes can be bookmarked for ease of viewing at a later time. If specific scenes have already been identified and fingerprints stored for those scenes, fingerprints could be generated for the incoming video stream and compared against scene fingerprints. When a match is found the scene title could bookmark the scene being recorded.

[0161] According to one embodiment, the subscriber may be able to initiate bookmarking. The subscriber generated bookmarking could be related to programs and/or scenes or could be related to anything the subscriber desires (e.g., line from a show, goal scored in soccer game). For example, while viewing a program being recorded the subscriber could inform the system (e.g., pressing a button) that they wish to have that portion of the video bookmarked. According to one embodiment, the system will save the calculated features (fingerprint) for a predefined number of frames (e.g., 25) or for a predefined time (e.g., 1 second) when the subscriber indicates a desire to bookmark. The subscriber may have the option to provide an identification for the fingerprint that they bookmarked so that can easily return to this portion.

[0162] According to one embodiment, a subscriber may desire to fingerprint an entire portion of a video stream so that they can easily return to this portion or identify the portion for further processing (e.g., copying to a DVD if allowed and appropriate). For example, if a subscriber was watching a sports program that went into overtime and wanted to flag the overtime period they could instruct the system to save the fingerprint for the entire overtime (e.g., hold the button for the entire time to inform the system to maintain the fingerprint generated). The subscriber may have the option to provide an identification for the fingerprint that they bookmarked so that can easily return to this portion.

[0163] The fingerprint bookmarks and the associated programs, scenes or portions of video could be archived and indexed. The fingerprints and associated video could be indexed based on any number of parameters (e.g., program, genre, actor, channel, network, user identification). The bookmarks could be used as chapters so that the subscriber could easily find the sections of the programming they are interested in. The fingerprint bookmarks could be indexed with other bookmarks.

[0164] If during the recording of a program an advertisement (or advertisement break) is detected, the recording of the program stream may be temporarily halted. After a certain time frame (e.g., typical advertisement block time, 2 minutes) or upon detection of an outro or programming the recording will begin again.

[0165] The fingerprints stored locally may be updated as new fingerprints are generated for any combination of ads, ad intros, channel banners, program overlays, programs, and scenes. The updates may be downloaded automatically at certain times (e.g., every night between 1 and 2 am), or may require a user to download fingerprints from a certain location (e.g., website) or any other means of updating. Automated distribution of fingerprints can also be utilized to ensure that viewers local fingerprint libraries are up-to-date.

[0166] According to one embodiment, the local detection system may track the features it generates for the incoming streams and if there is no match to a stored fingerprint the system may determine that it is a new fingerprint and may store the fingerprint. For example, if the system detects that an advertisement break has started and generates a fingerprint for the ad (e.g., new Pepsi® ad) and the features generated for the new ad are not already stored, the calculated features may be stored for the new ad.

[0167] As an example of the industrial applicability of the method, system, and apparatus described herein, equipment can be placed in commercial establishments such as bars, hotels, and hospitals, and will allow for the recognition of known video entities (e.g., advertisements, advertisement intros, advertisement outros, sponsorship messages, programs, scenes, channel changes, EPG activations, and special bulletins) and appropriate subsequent processing. In one embodiment, a unit having the capabilities described herein is placed in a bar, and is connected to an appropriate video source, as well as having a connection to a data network such as the internet. The output of a receiving unit (e.g., STB, DVR) is routed to the unit and subsequently to a television or other display. In this application the unit is continually updated with fingerprints that correspond to video entities that are to be substituted, which in one case are advertise-

ments. The unit processes the incoming video and can detect the channel that is being displayed on the television using the techniques described herein. The unit continually monitors the incoming video signal and, based on processing of multiple frames, full frames, sub-frames or partial images, determines a match to a known advertisement or intro. Based on which channel is being displayed on the television, the unit can access an appropriate advertisement and substitute the original advertisement with another advertisement. The unit can also record that a particular advertisement was displayed on a particular channel and the time at which it was aired.

[0168] In order to ensure that video segments (and in particular intros and advertisements) are detected reliably, regions of interest in the video programming are marked and regions outside of the regions of interest are excluded from processing. The marking of the regions of interest is also used to focus processing on the areas that can provide information that is useful in determining to which channel the unit is tuned. In one instance, the region of interest for detection of video segments is the region that is excluded for channel detection and visa versa. In this instance the area that provides graphics, icons or text indicating the channel is examined for channel recognition but excluded for video segment recognition.

[0169] Another application is the use of the method, system and apparatus in a personal/digital video recorder. In this instance, the personal/digital video recorder stores incoming video for future playback (also known as time-shifted video). The functionality described herein, or portions thereof, are included in the personal/digital video recorder and allows for the recognition of video segments on the incoming video, on stored video, or on video being played back. In one application the stored fingerprints represent advertisements, while in another application the stored fingerprints represent intros to programs. As such the personal/digital video recorder can perform advertisement recognition and substitution, or can automatically recognize segments that indicate that a program should be recorded. In one embodiment the user designates one or more fingerprints as the basis for recording (e.g. known intros to sitcoms, sports events, talk shows). Each time one of those video entities is recognized by the system, the corresponding programming is recorded. The recognition of known video entities can also be used to create bookmarks in stored video such as that stored on a personal/digital video recorder. In this instance the user is presented with bookmarks that allow identification of particular segments of a program and allow the user to rapidly access those segments for playback.

[0170] Yet another application of the method, system and apparatus described herein is incorporation into servers that search for and access video across a network such as the internet. Using the fingerprinting methodology described herein, it is possible to compare video segments in stored video with fingerprints representing known video entities. The known video entities can be established such that they are useful in classifying the video, determining content, or establishing bookmarks for future reference.

[0171] It is noted that any and/or all of the above embodiments, configurations, and/or variations of the present invention described above can be mixed and matched and used in any combination with one another. Moreover, any description of a component or embodiment herein also includes hardware, software, and configurations which already exist in the prior art and may be necessary to the operation of such component(s) or embodiment(s).

[0172] All embodiments of the present invention, can be realized in on a number of hardware and software platforms including microprocessor systems programmed in languages including (but not limited to) C, C++, Perl, HTML, Pascal, and Java, although the scope of the invention is not limited by the choice of a particular hardware platform, programming language or tool.

[0173] The many features and advantages of the invention are apparent from the detailed specification. Thus, the appended claims are to cover all such features and advantages of the invention that fall within the true spirit and scope of the invention. Furthermore, since numerous modifications and variations will readily occur to those skilled in the art, it is not desired to limit the invention to the exact construction and operation illustrated and described. Accordingly, appropriate modifications and equivalents may be included within the scope.

What is claimed is:

1. A method for detecting and acting on a known video entity within a video stream, the method comprising:

receiving a video stream;

continually creating statistical parameterized representations for windows of the video stream;

continually comparing the statistical parameterized representation windows to windows of a plurality of fingerprints associated with known video entities, wherein each of the at least one fingerprint includes statistical parameterized representations of the known video entities; and

detecting a known video entity in the video stream when a particular fingerprint of the plurality of fingerprints has at least a threshold level of similarity with the video stream.

2. The method of claim 1, wherein the known video entities include program scenes.

3. The method of claim 2, further comprising bookmarking the video stream when a known program scene is detected in the video stream.

4. The method of claim 3, further comprising archiving and indexing the video stream.

5. The method of claim 3, further comprising using the bookmarks as chapters indicating different scenes.

6. The method of claim 1, wherein the known video entities include at least some subset of programs and program titles.

7. The method of claim 6, further comprising recording the video stream when a known program is detected and the known program is a program of interest.

8. The method of claim 7, further comprising archiving and indexing the programs of interest.

9. The method of claim 1, wherein the known video segments include at least some subset of advertisements, advertisement intros, channel idents and sponsorship messages.

10. The method of claim 9, wherein said detecting includes detecting an advertisement break when a fingerprint associated with at least some subset of an advertisement, an

advertisement intro, a channel ident and a sponsorship message has at least a threshold level of similarity with the video stream.

11. The method of claim 10, further comprising discontinuing recording of the video stream when the advertisement break is detected in the video stream and the video stream is currently being recorded.

12. The method of claim 11, wherein the known video segments include at least some subset of advertisement outros, channel idents, sponsorship messages, programming and programming titles.

13. The method of claim 12, wherein said detecting includes detecting a return to programming from the advertisement break when a fingerprint associated with at least some subset of an advertisement outro, a channel ident, a sponsorship message, programming and a program title has at least a threshold level of similarity with the video stream.

14. The method of claim 13, further comprising restarting recording of the video stream when the return to programming is detected in the video stream.

15. The method of claim 13, wherein said restarting includes restarting the recording of the video stream after a predefined amount of time has passed if the return to programming has not been detected.

16. The method of claim 1, wherein said creating includes creating statistical parameterized representations for less than an entire image.

17. The method of claim 1, wherein the statistical parameterized representations include at least some subset of color coherence vectors, color histograms, and evenly or randomly highly subsampled representations of an image.

18. The method of claim 1, wherein said comparing only proceeds to a next window for a subset of the plurality of fingerprints that do not meet or exceed a maximum level of dissimilarity.

19. A system for detecting and acting on a known video entity within a video stream, the system comprising:

a receiver to receive a video stream;

memory for storing a plurality of fingerprints, wherein each of the plurality of fingerprints includes associated statistical parameterized representations of a known video entity; and

a processor to

continually create statistical parameterized representations for windows of the video stream;

continually compare the statistical parameterized representation windows to windows of the plurality of fingerprints, and

detect a known video entity in the video stream when a particular fingerprint of the plurality of fingerprints has at least a threshold level of similarity with the video stream.

20. The system of claim 19, wherein the known video entities include at least some subset of programs, program titles, scenes, advertisements, advertisement intros, advertisement outros, channel idents and sponsorship messages.

21. The system of claim 19, wherein said processor further bookmarks the video stream when a known program scene is detected in the video stream.

22. The system of claim 19, wherein said processor further records the video stream when a known program is detected and the known program is a program of interest.

23. The system of claim 19, wherein said processor further discontinues recording of the video stream when an advertisement break is detected in the video stream and the video stream is currently being recorded.

24. The system of claim 23, wherein said processor further restarts recording of the video stream when a return to programming is detected in the video stream.

25. The system of claim 23, wherein said processor further restarts the recording of the video stream after a predefined amount of time has passed if a return to programming has not been detected.

26. The system of claim 19, wherein said processor further archives and indexes recorded programs and bookmarks.

27. The system of claim 19, wherein the statistical parameterized representations include at least some subset of color coherence vectors, color histograms, and evenly or randomly highly subsampled representations of an image.

28. A computer program embodied on a computer readable medium for detecting a known scene within a video stream, when enabled by a computer readable instruction the computer program:

continually creates statistical parameterized representations for windows of a received video stream;

continually compares the statistical parameterized representation windows to windows of a plurality of fingerprints, wherein each of the plurality of fingerprints includes associated statistical parameterized representations of a known video entity; and

detects a known video entity in the video stream when a particular fingerprint of the plurality of fingerprints has at least a threshold level of similarity with the video stream.

29. The computer program of claim 28, wherein said computer program further bookmarks the video stream when a known program scene is detected in the video stream.

30. The computer program of claim 28, wherein said computer program further records the video stream when a known program is detected and the known program is a program of interest.

31. The computer program of claim 28, wherein said computer program further discontinues recording of the video stream when an advertisement break is detected in the video stream and the video stream is currently being recorded.

32. The system of claim 31, wherein said processor computer program restarts recording of the video stream when a return to programming is detected in the video stream.

* * * * *