United States District Court
Western District of Texas

Calendar Year Statistical Report

2024

Honorable Alia Moses
Chief United States District Judge

Calendar Year 2024
District Court Statistics

Total Case Filings – Pie Chart 1
Civil Cases Filed – Pie Chart 2
Criminal Cases Filed – Pie Chart 3
Criminal Defendants Filed – Pie Chart 4
Total Case Filings – 10 Year Report 5
Civil Cases Filed – 10 Year Report 6
Criminal Cases Filed – 10 Year Report 7
Criminal Defendants Filed – 10 Year Report 8
Civil/Criminal Cases Filed by Division – 10 Year Report
- Austin 9
- Del Rio 10
- El Paso 11
- Midland 12
- Pecos 13
- San Antonio 14
- Waco 15

TOTAL CASE FILINGS
CALENDAR YEAR 2024

	CIVIL	CRIMINAL	TOTAL
Austin	1,511	254	1,765
Del Rio	100	3,250	3,350
El Paso	441	2,632	3,073
Midland	345	184	529
Pecos	57	356	413
San Antonio	1,442	477	1,919
Waco	614	195	809
TOTAL	4,510	7,348	11,858

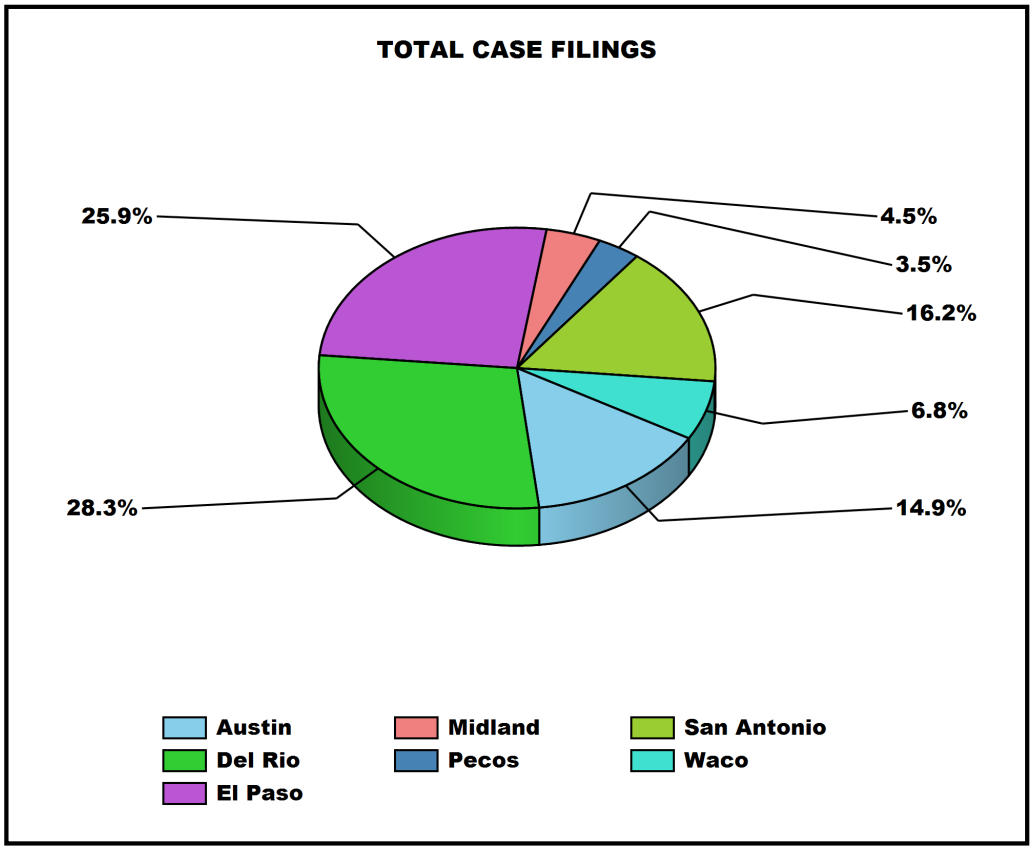

CIVIL CASES FILED
CALENDAR YEAR 2024

Austin	1,511
Del Rio	100
El Paso	441
Midland	345
Pecos	57
San Antonio	1,442
Waco	614
TOTAL	4,510

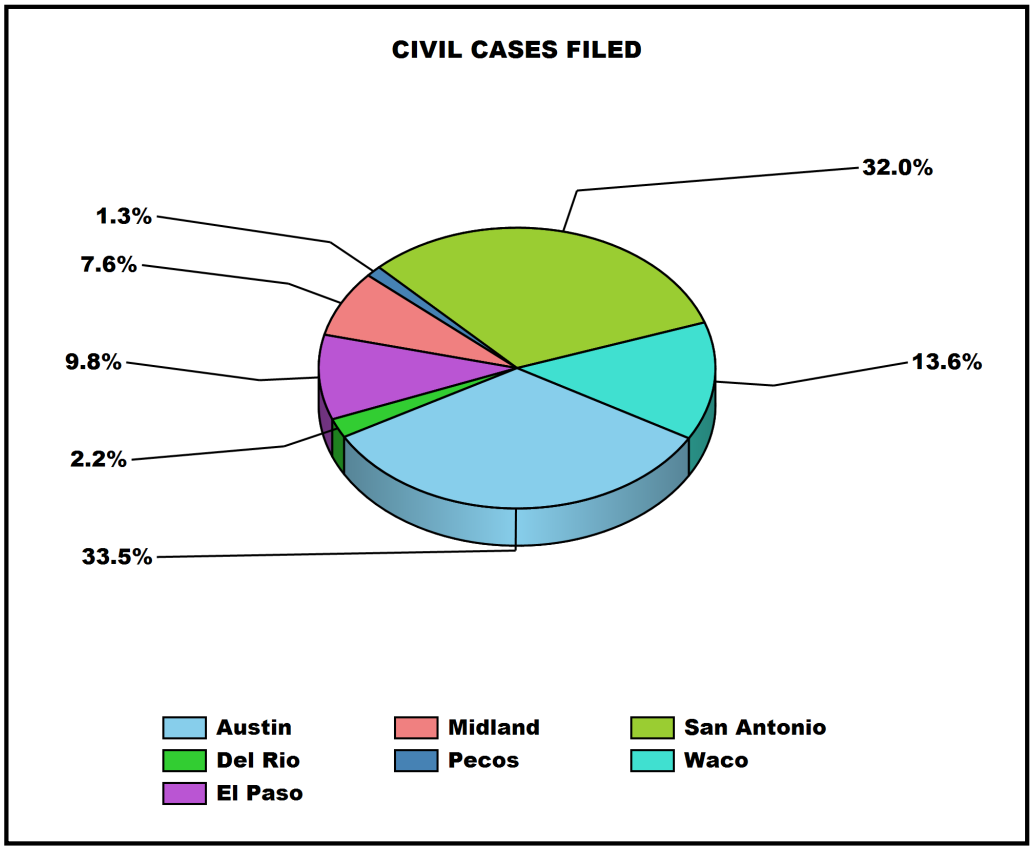

CRIMINAL CASES FILED
CALENDAR YEAR 2024

Austin	254
Del Rio	3,250
El Paso	2,632
Midland	184
Pecos	356
San Antonio	477
Waco	195
TOTAL	7,348

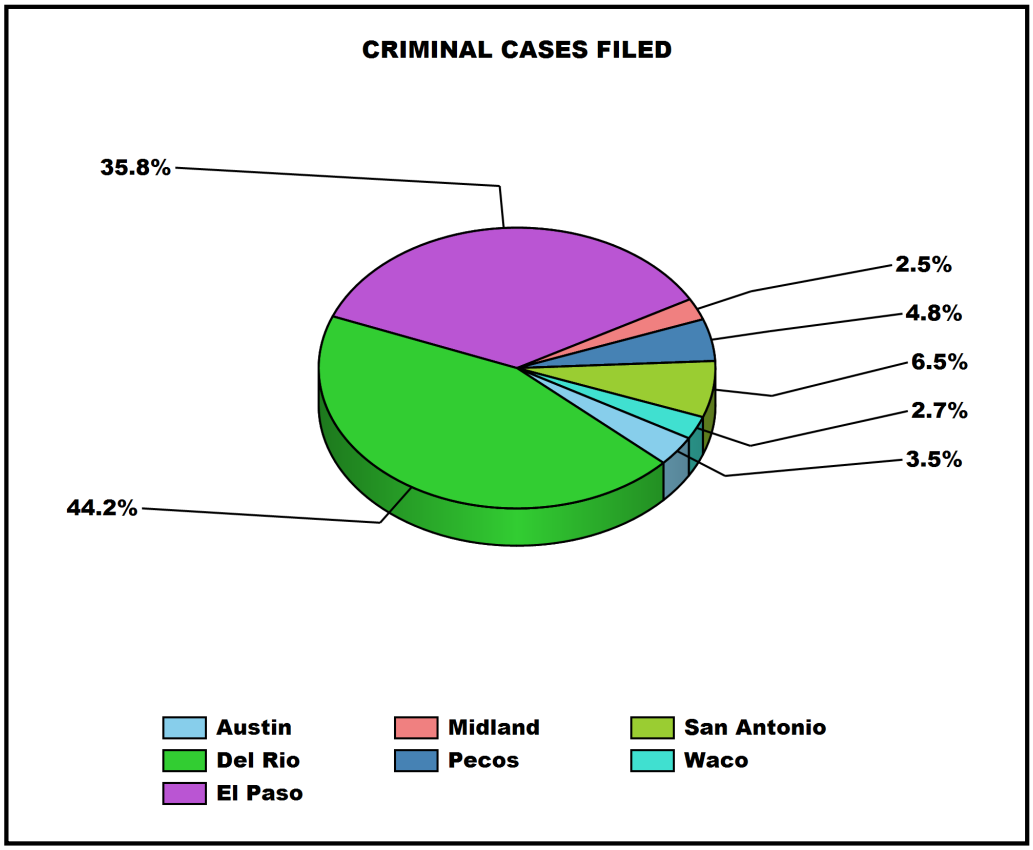

CRIMINAL DEFENDANTS FILED
CALENDAR YEAR 2024

Austin	294
Del Rio	3,397
El Paso	2,777
Midland	210
Pecos	389
San Antonio	618
Waco	226
TOTAL	7,911

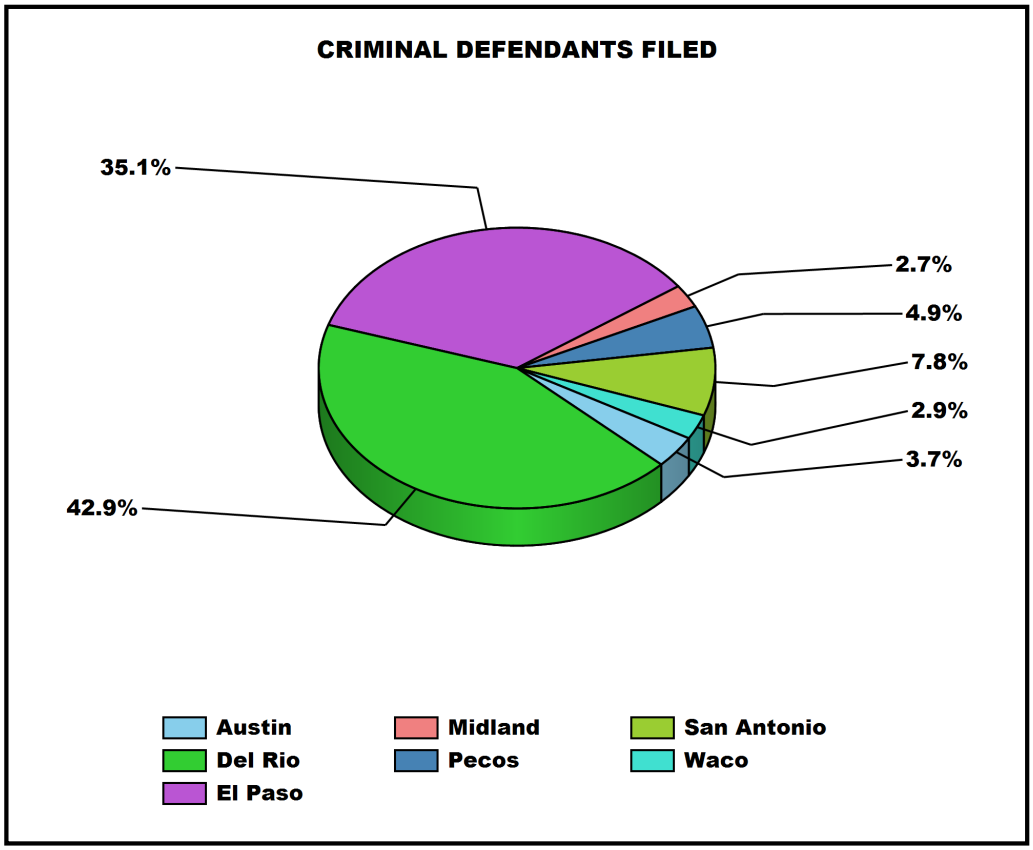

TOTAL CASE FILINGS
TEN YEAR REPORT - CALENDAR YEAR 2024

DIVISION	2015	2016	2017	2018	2019	2020	2021	2022	2023	2024
Austin	1,511	1,584	1,540	1,419	1,440	1,378	1,297	1,521	1,664	1,765
Del Rio	1,586	1,786	1,475	2,842	3,314	1,813	2,113	2,852	3,129	3,350
El Paso	2,510	2,639	2,922	3,898	4,325	2,581	2,020	2,245	2,644	3,073
Midland	479	658	507	524	534	669	600	546	383	529
Pecos	530	613	433	928	939	630	1,093	816	540	413
San Antonio	1,688	1,849	1,950	1,989	2,097	1,930	1,702	1,952	2,080	1,919
Waco	545	655	573	633	989	1,318	1,527	1,423	1,017	809
Total	8,849	9,784	9,400	12,233	13,638	10,319	10,352	11,355	11,457	11,858
+/-		935	-384	2,833	1,405	-3,319	33	1,003	102	401
% Change		11%	-4%	30%	11%	-24%	0%	10%	1%	4%

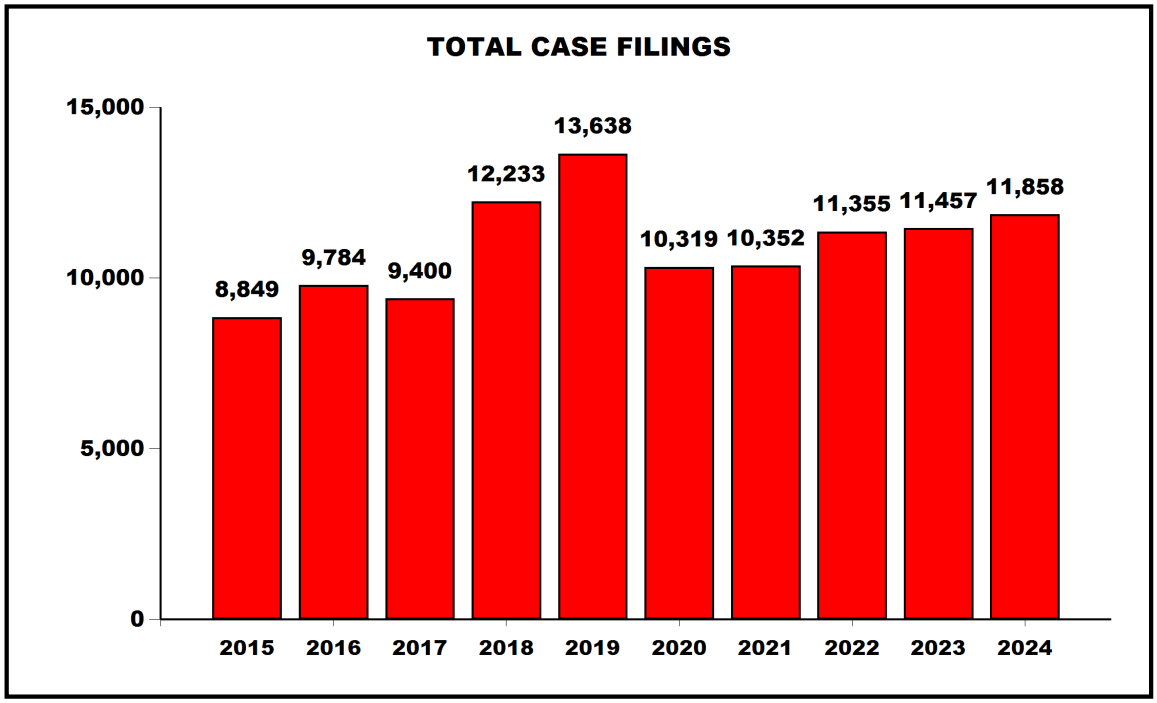

CIVIL CASES FILED
TEN YEAR REPORT - CALENDAR YEAR 2024

DIVISION	2015	2016	2017	2018	2019	2020	2021	2022	2023	2024
Austin	1,211	1,291	1,172	1,079	1,187	1,146	1,115	1,306	1,499	1,511
Del Rio	120	177	72	64	86	61	64	52	58	100
El Paso	388	502	372	367	333	245	286	411	421	441
Midland	243	405	267	254	290	322	258	273	214	345
Pecos	66	93	59	46	65	81	76	46	47	57
San Antonio	1,141	1,296	1,268	1,337	1,517	1,508	1,332	1,430	1,595	1,442
Waco	377	479	359	360	709	1,156	1,350	1,250	807	614
Total	3,546	4,243	3,569	3,507	4,187	4,519	4,481	4,768	4,641	4,510
+/-		697	-674	-62	680	332	-38	287	-127	-131
% Change		20%	-16%	-2%	19%	8%	-1%	6%	-3%	-3%

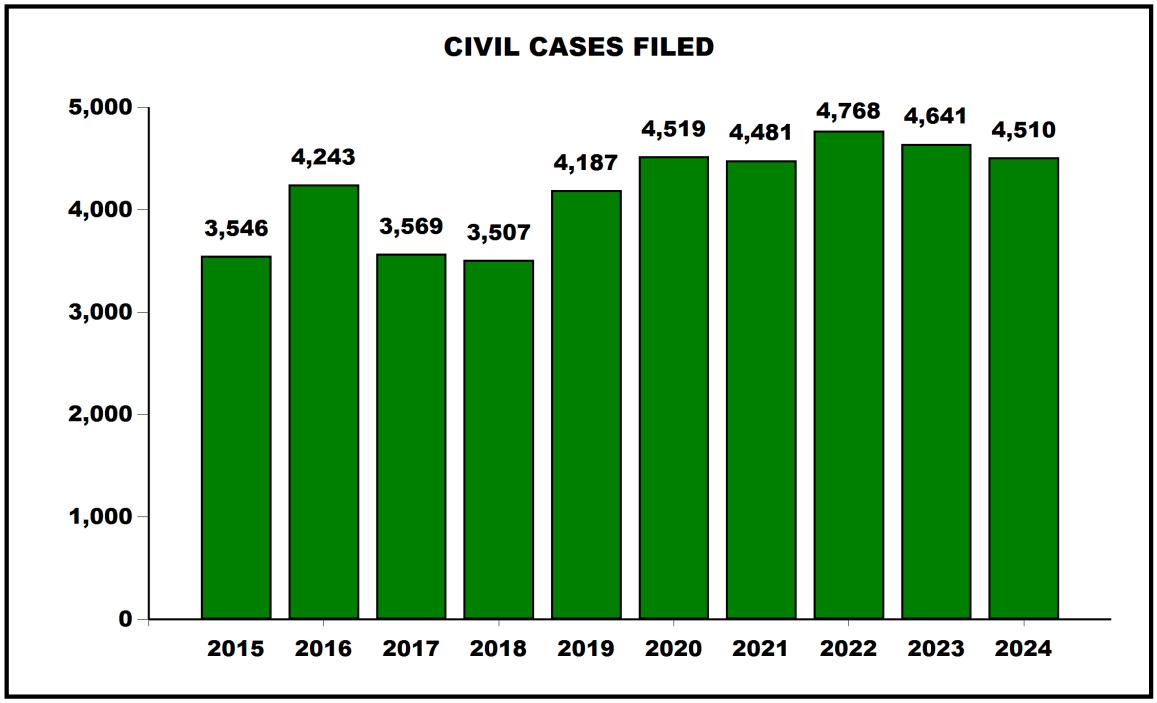

CRIMINAL CASES FILED
TEN YEAR REPORT - CALENDAR YEAR 2024

DIVISION	2015	2016	2017	2018	2019	2020	2021	2022	2023	2024
Austin	300	293	368	340	253	232	182	215	165	254
Del Rio	1,466	1,609	1,403	2,778	3,228	1,752	2,049	2,800	3,071	3,250
El Paso	2,122	2,137	2,550	3,531	3,992	2,336	1,734	1,834	2,223	2,632
Midland	236	253	240	270	244	347	342	273	169	184
Pecos	464	520	374	882	874	549	1,017	770	493	356
San Antonio	547	553	682	652	580	422	370	522	485	477
Waco	168	176	214	273	280	162	177	173	210	195
Total	5,303	5,541	5,831	8,726	9,451	5,800	5,871	6,587	6,816	7,348
+/-		238	290	2,895	725	-3,651	71	716	229	532
% Change		4%	5%	50%	8%	-39%	1%	12%	3%	8%

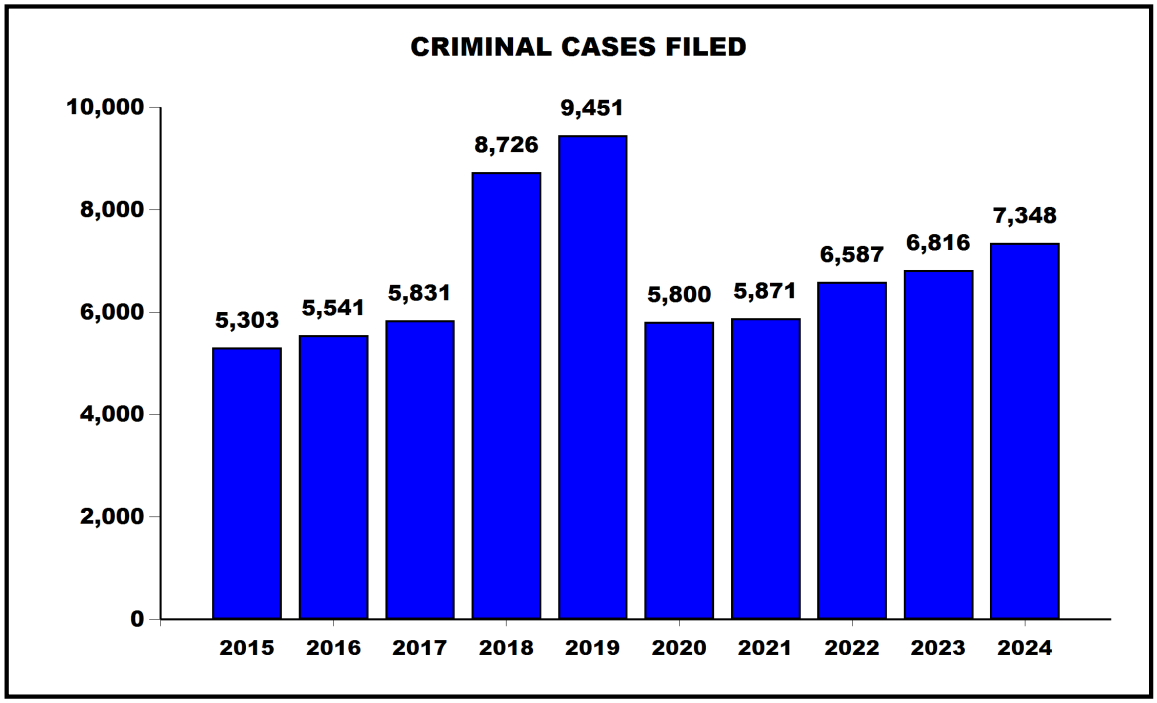

CRIMINAL DEFENDANTS FILED
TEN YEAR REPORT - CALENDAR YEAR 2024

DIVISION	2015	2016	2017	2018	2019	2020	2021	2022	2023	2024
Austin	356	383	443	456	345	326	279	268	207	294
Del Rio	1,646	1,747	1,509	2,894	3,460	1,965	2,326	3,018	3,214	3,397
El Paso	2,383	2,365	2,768	3,733	4,290	2,483	1,861	1,977	2,442	2,777
Midland	370	367	304	353	311	409	394	325	201	210
Pecos	619	764	522	1,076	1,019	666	1,153	850	532	389
San Antonio	700	763	932	778	769	636	576	672	652	618
Waco	195	237	240	357	338	217	204	229	287	226
Total	6,269	6,626	6,718	9,647	10,532	6,702	6,793	7,339	7,535	7,911
+/-		357	92	2,929	885	-3,830	91	546	196	376
% Change		6%	1%	44%	9%	-36%	1%	8%	3%	5%

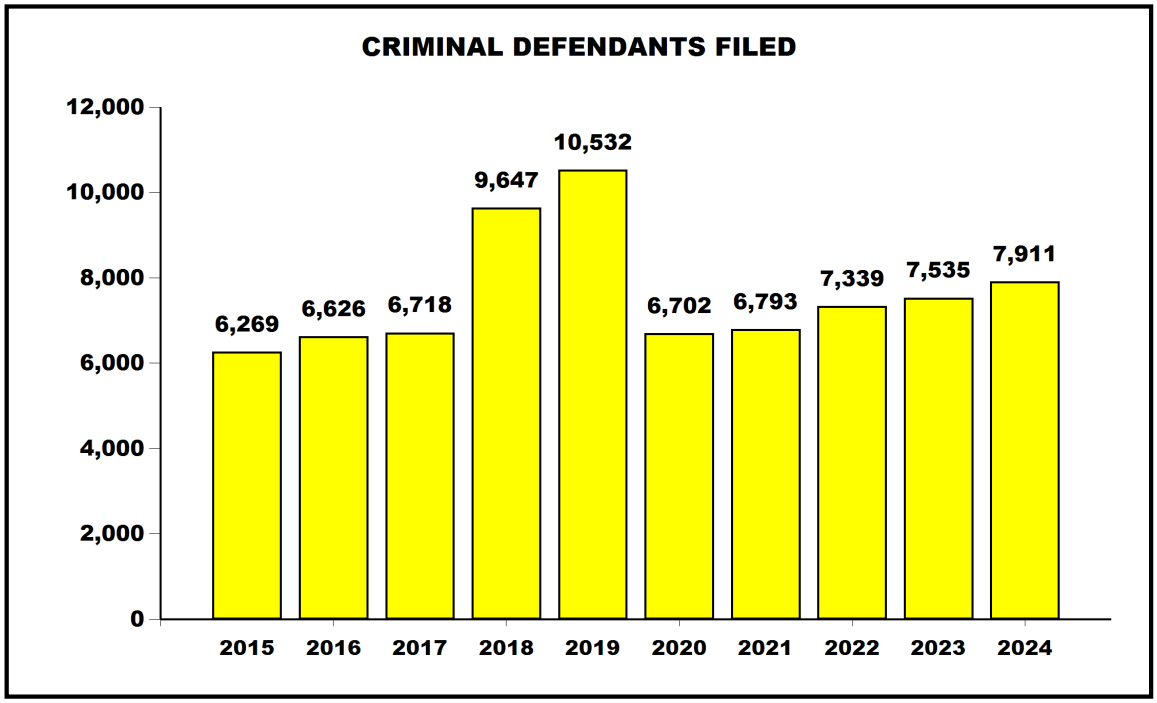

CIVIL/CRIMINAL CASE FILINGS - AUSTIN
TEN YEAR REPORT - CALENDAR YEAR 2024

	2015	2016	2017	2018	2019	2020	2021	2022	2023	2024
Civil	1,211	1,291	1,172	1,079	1,187	1,146	1,115	1,306	1,499	1,511
Criminal	300	293	368	340	253	232	182	215	165	254
Total	1,511	1,584	1,540	1,419	1,440	1,378	1,297	1,521	1,664	1,765
+/-		73	-44	-121	21	-62	-81	224	143	101
% Change		5%	-3%	-8%	1%	-4%	-6%	17%	9%	6%

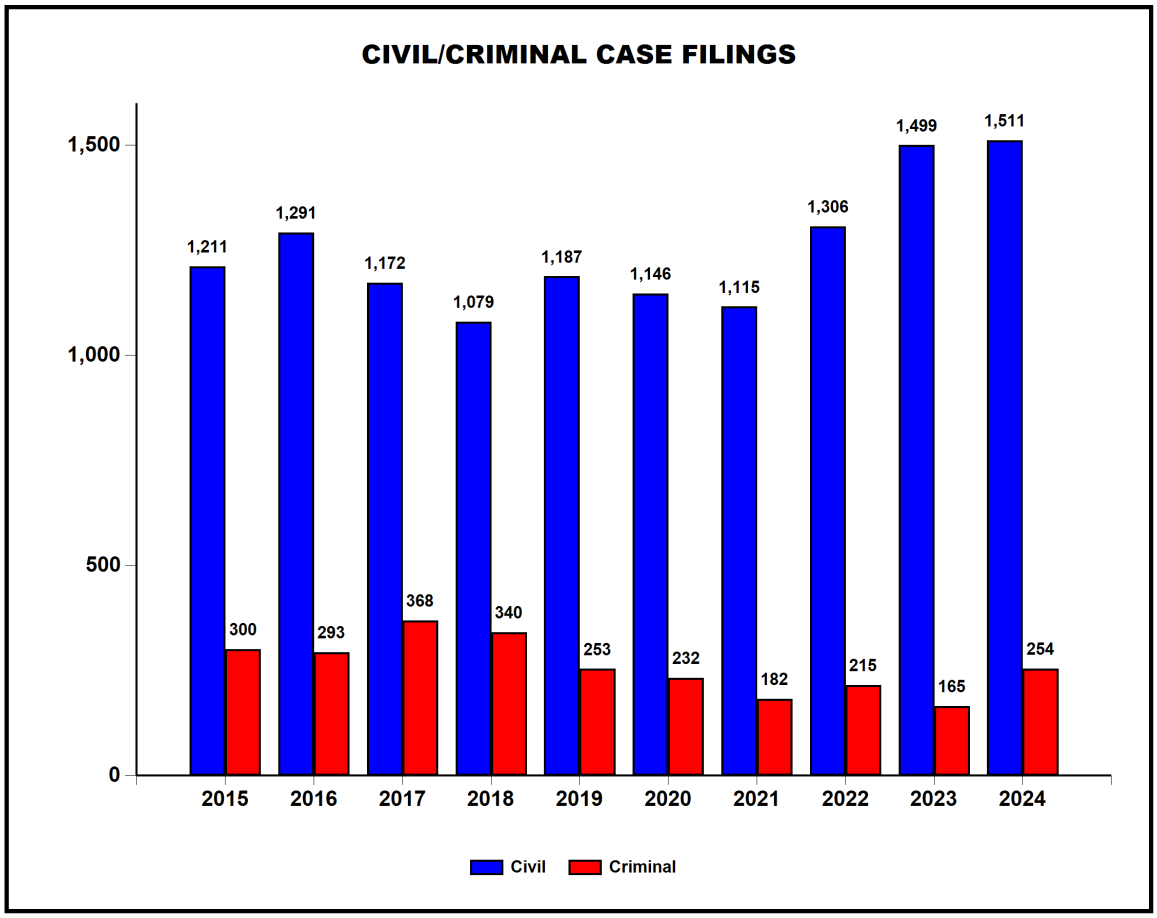

CIVIL/CRIMINAL CASE FILINGS - DEL RIO
TEN YEAR REPORT - CALENDAR YEAR 2024

	2015	2016	2017	2018	2019	2020	2021	2022	2023	2024
Civil	120	177	72	64	86	61	64	52	58	100
Criminal	1,466	1,609	1,403	2,778	3,228	1,752	2,049	2,800	3,071	3,250
Total	1,586	1,786	1,475	2,842	3,314	1,813	2,113	2,852	3,129	3,350
+/-		200	-311	1,367	472	-1,501	300	739	277	221
% Change		13%	-17%	93%	17%	-45%	17%	35%	10%	7%

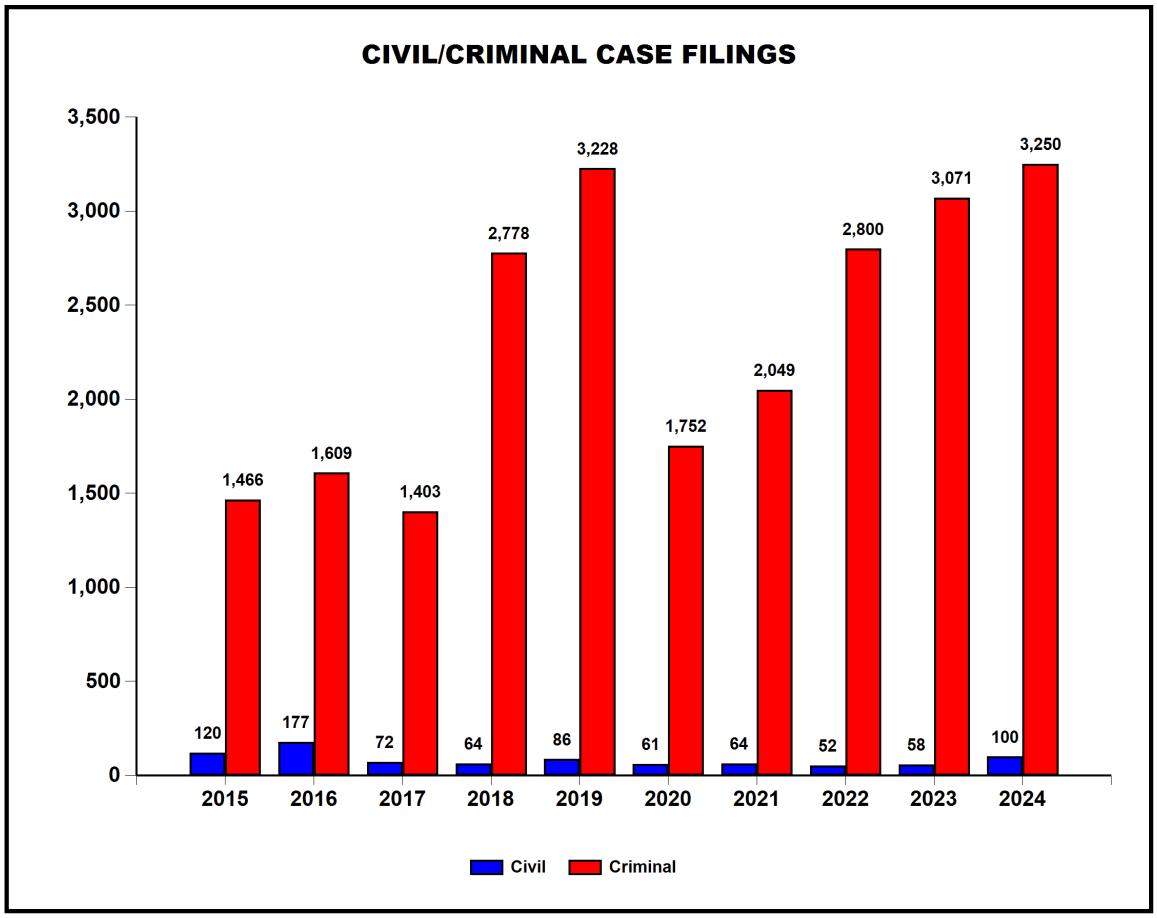

CIVIL/CRIMINAL CASE FILINGS - EL PASO
TEN YEAR REPORT - CALENDAR YEAR 2024

	2015	2016	2017	2018	2019	2020	2021	2022	2023	2024
Civil	388	502	372	367	333	245	286	411	421	441
Criminal	2,122	2,137	2,550	3,531	3,992	2,336	1,734	1,834	2,223	2,632
Total	2,510	2,639	2,922	3,898	4,325	2,581	2,020	2,245	2,644	3,073
+/-		129	283	976	427	-1,744	-561	225	399	429
% Change		5%	11%	33%	11%	-40%	-22%	11%	18%	16%

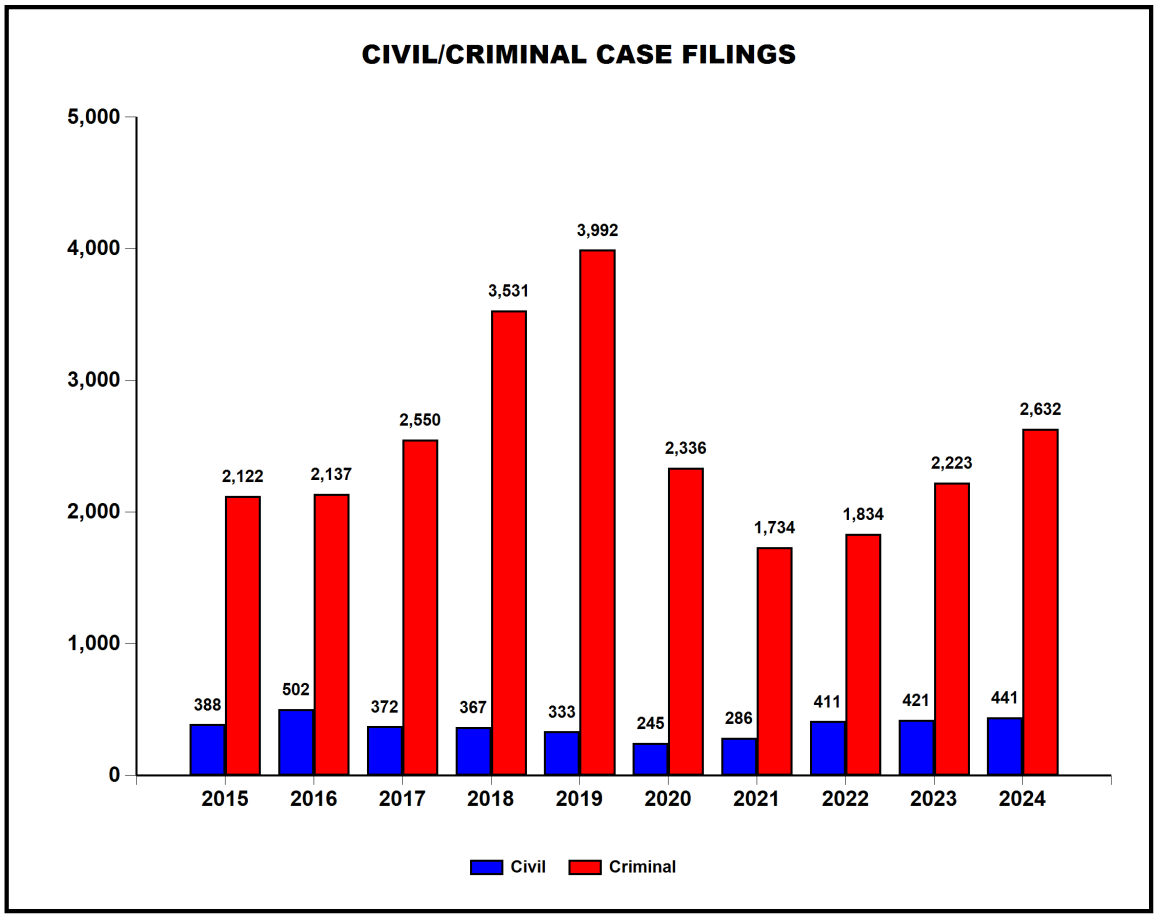

CIVIL/CRIMINAL CASE FILINGS - MIDLAND
TEN YEAR REPORT - CALENDAR YEAR 2024

	2015	2016	2017	2018	2019	2020	2021	2022	2023	2024
Civil	243	405	267	254	290	322	258	273	214	345
Criminal	236	253	240	270	244	347	342	273	169	184
Total	479	658	507	524	534	669	600	546	383	529
+/-		179	-151	17	10	135	-69	-54	-163	146
% Change		37%	-23%	3%	2%	25%	-10%	-9%	-30%	38%

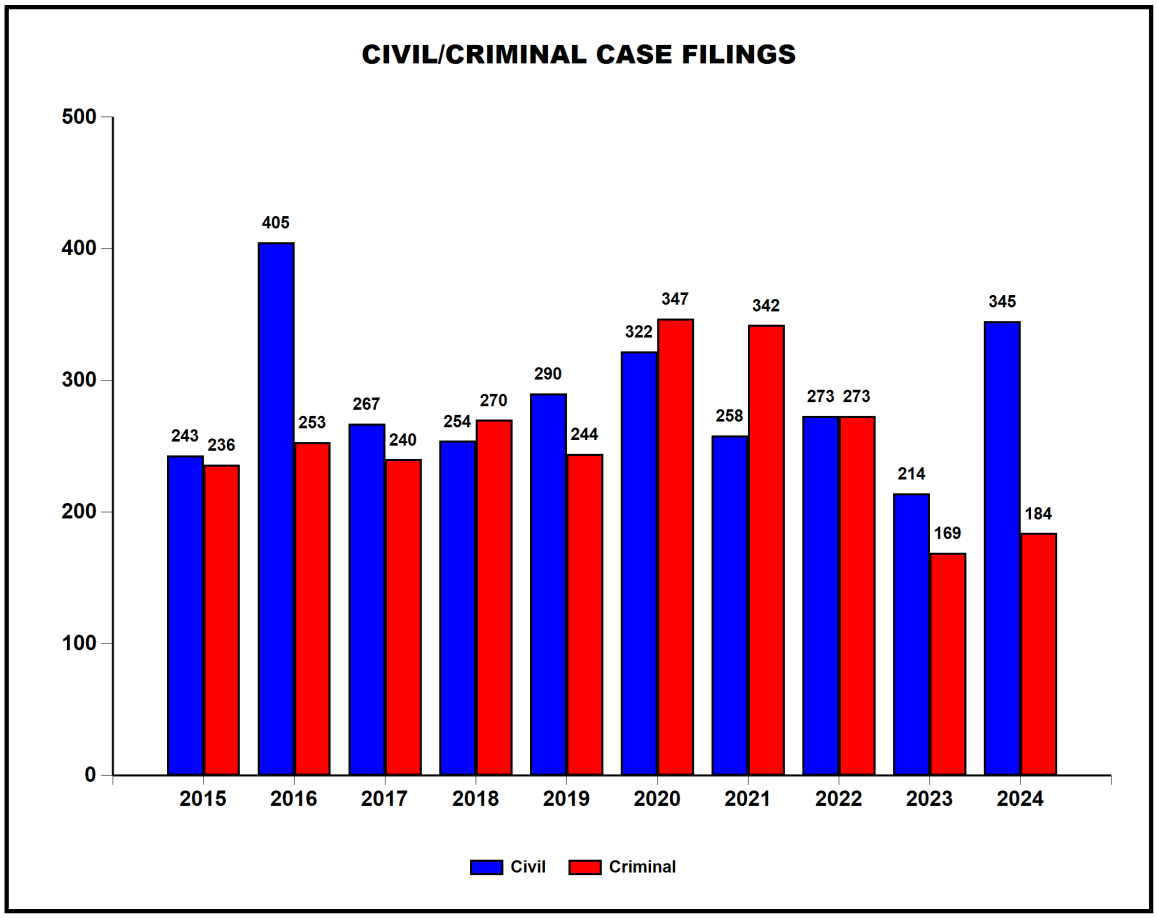

CIVIL/CRIMINAL CASE FILINGS - PECOS
TEN YEAR REPORT - CALENDAR YEAR 2024

	2015	2016	2017	2018	2019	2020	2021	2022	2023	2024
Civil	66	93	59	46	65	81	76	46	47	57
Criminal	464	520	374	882	874	549	1,017	770	493	356
Total	530	613	433	928	939	630	1,093	816	540	413
+/-		83	-180	495	11	-309	463	-277	-276	-127
% Change		16%	-29%	114%	1%	-33%	73%	-25%	-34%	-24%

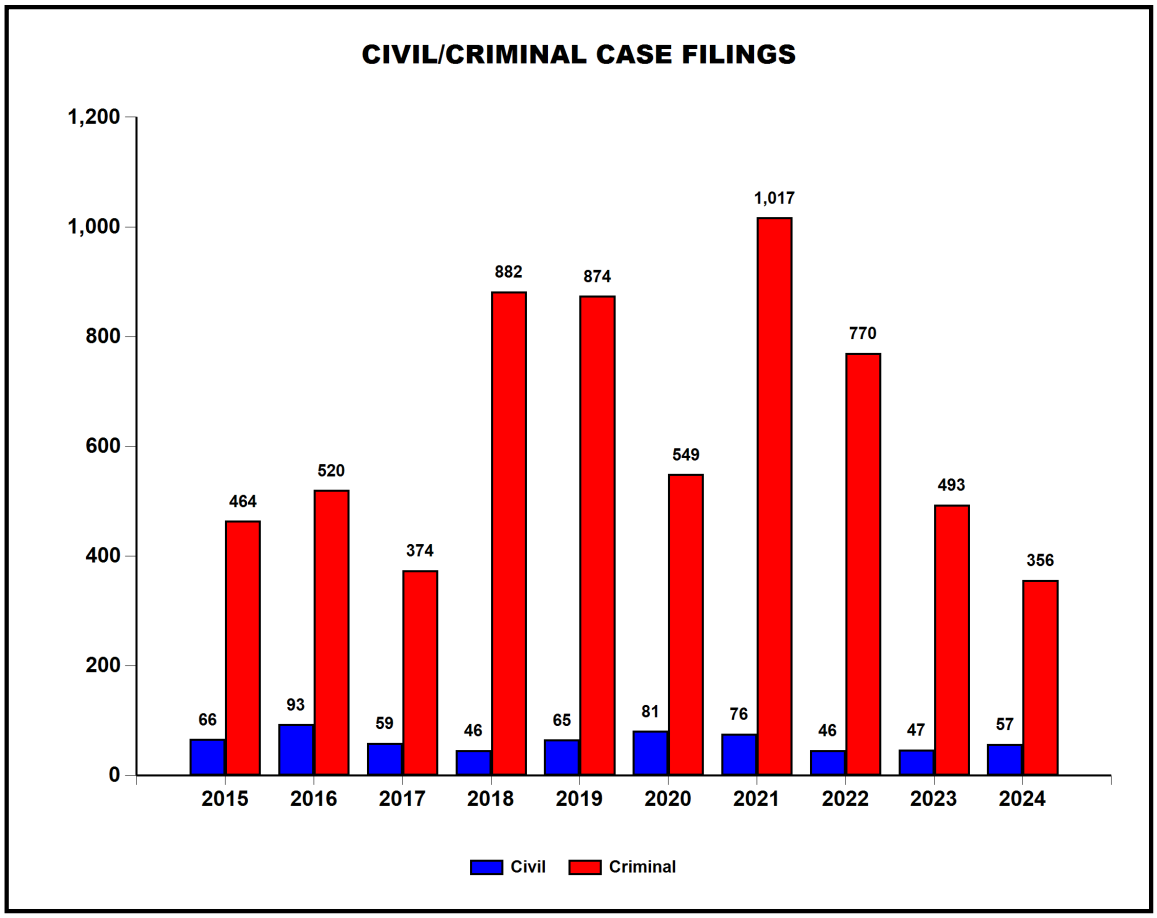

CIVIL/CRIMINAL CASE FILINGS - SAN ANTONIO
TEN YEAR REPORT - CALENDAR YEAR 2024

	2015	2016	2017	2018	2019	2020	2021	2022	2023	2024
Civil	1,141	1,296	1,268	1,337	1,517	1,508	1,332	1,430	1,595	1,442
Criminal	547	553	682	652	580	422	370	522	485	477
Total	1,688	1,849	1,950	1,989	2,097	1,930	1,702	1,952	2,080	1,919
+/-		161	101	39	108	-167	-228	250	128	-161
% Change		10%	5%	2%	5%	-8%	-12%	15%	7%	-8%

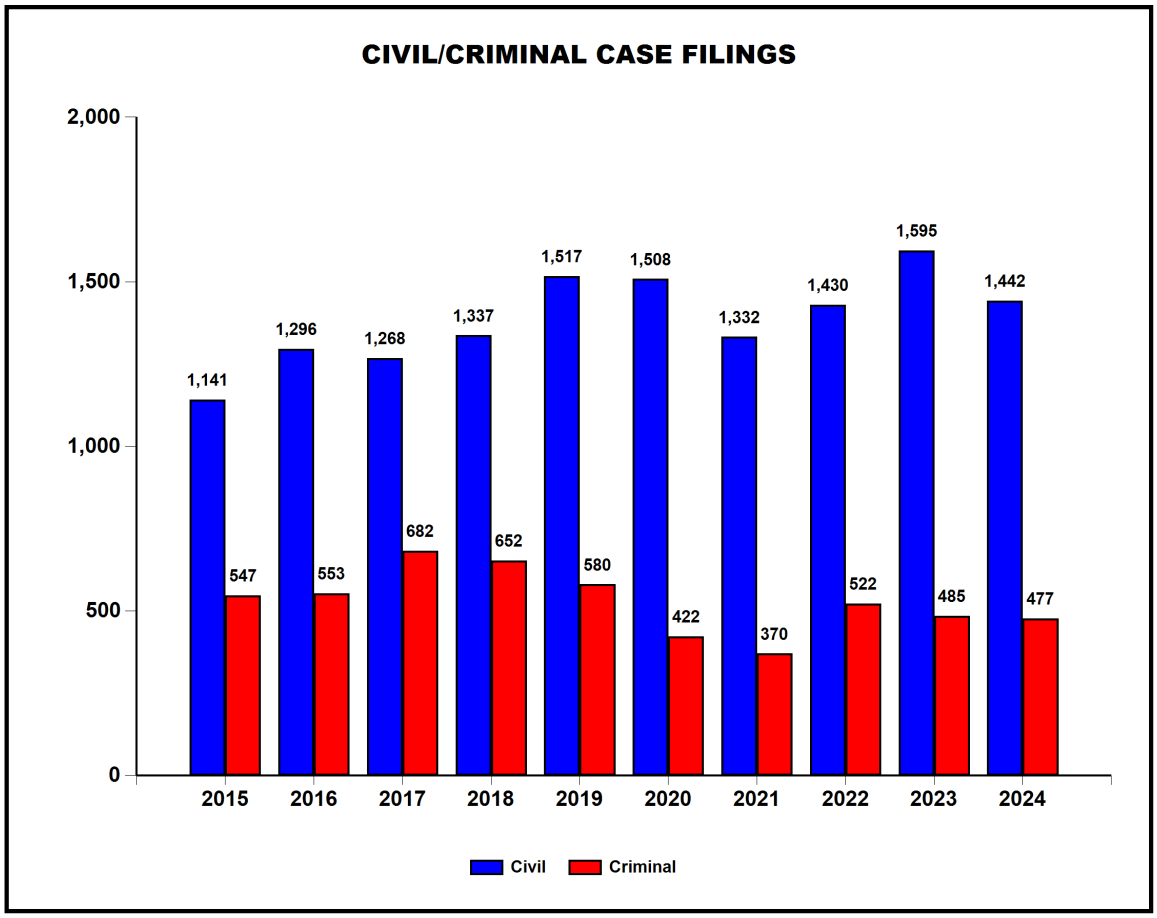

CIVIL/CRIMINAL CASE FILINGS - WACO
TEN YEAR REPORT - CALENDAR YEAR 2024
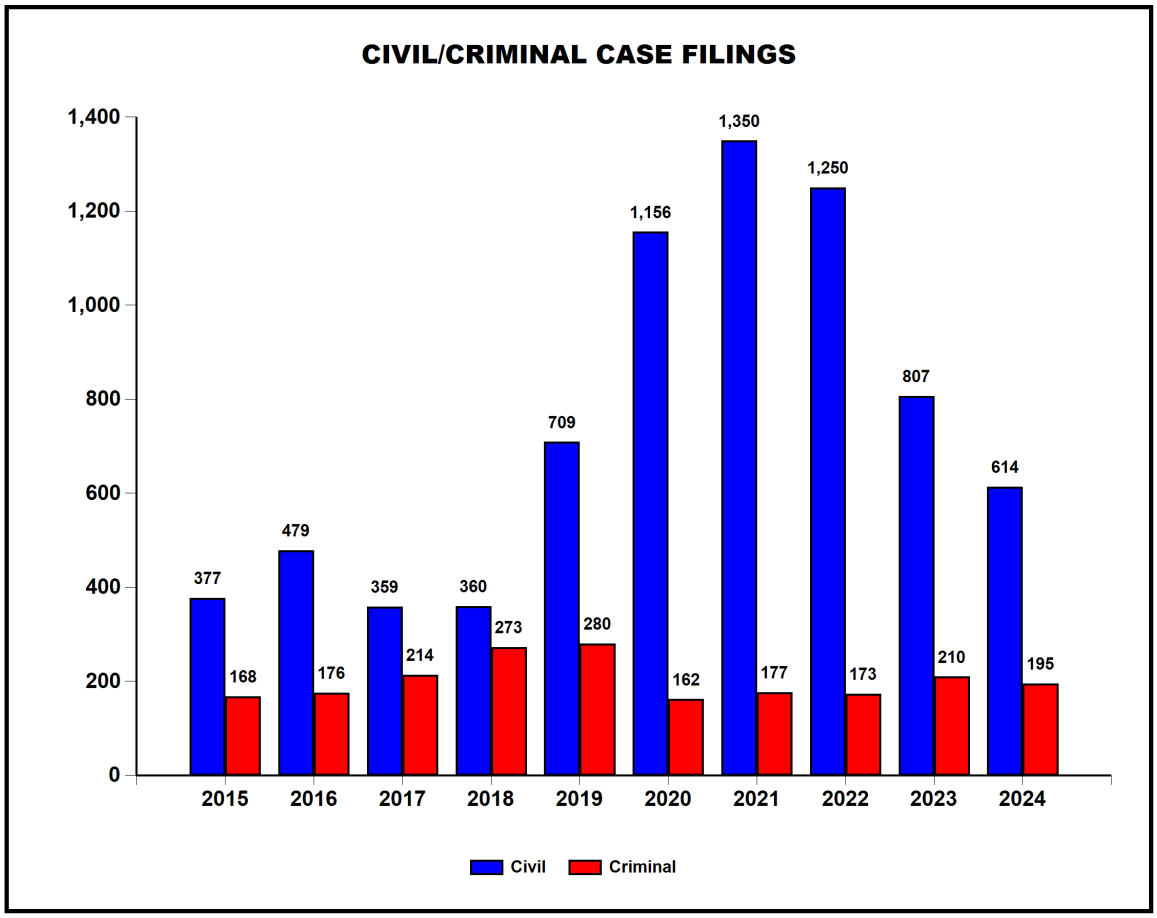
	2015	2016	2017	2018	2019	2020	2021	2022	2023	2024
Civil	377	479	359	360	709	1,156	1,350	1,250	807	614
Criminal	168	176	214	273	280	162	177	173	210	195
Total	545	655	573	633	989	1,318	1,527	1,423	1,017	809
+/-		110	-82	60	356	329	209	-104	-406	-208
% Change		20%	-13%	10%	56%	33%	16%	-7%	-29%	-20%