Web Services Security: SOAP Message Security 1.1 (WS-Security 2004)

OASIS Standard Specification, 1 February 2006

OASIS identifier:

`wss-v1.1-spec-os-SOAPMessageSecurity`

Location:

`http://docs.oasis-open.org/wss/v1.1/`

Technical Committee:

Web Service Security (WSS)

Chairs:

Kelvin Lawrence, IBM
Chris Kaler, Microsoft

Editors:

Anthony Nadalin, IBM
Chris Kaler, Microsoft
Ronald Monzillo, Sun
Phillip Hallam-Baker, Verisign

Abstract:

This specification describes enhancements to SOAP messaging to provide message integrity and confidentiality. The specified mechanisms can be used to accommodate a wide variety of security models and encryption technologies.

This specification also provides a general-purpose mechanism for associating security tokens with message content. No specific type of security token is required, the specification is designed to be extensible (i.e.. support multiple security token formats). For example, a client might provide one format for proof of identity and provide another format for proof that they have a particular business certification.

Copyright © OASIS Open 2002-2006. All Rights Reserved.

Exhibit 1046
Microsoft Corporation v. Edge Networking Systems, LLC

Additionally, this specification describes how to encode binary security tokens, a framework for XML-based tokens, and how to include opaque encrypted keys. It also includes extensibility mechanisms that can be used to further describe the characteristics of the tokens that are included with a message.

Status:

This is an OASIS Standard document produced by the Web Services Security Technical Committee. It was approved by the OASIS membership on 1 February 2006. Check the current location noted above for possible errata to this document.

Technical Committee members should send comments on this specification to the technical Committee's email list. Others should send comments to the Technical Committee by using the "Send A Comment" button on the Technical Committee's web page at www.oasisopen.org/committees/wss.

For patent disclosure information that may be essential to the implementation of this specification, and any offers of licensing terms, refer to the Intellectual Property Rights section of the OASIS Web Services Security Technical Committee (WSS TC) web page at http://www.oasis-open.org/committees/wss/ipr.php. General OASIS IPR information can be found at http://www.oasis-open.org/who/intellectualproperty.shtml.

Copyright © OASIS Open 2002-2006. All Rights Reserved.

Exhibit 1046
Microsoft Corporation v. Edge Networking Systems, LLC

Notices

OASIS takes no position regarding the validity or scope of any intellectual property or other rights that might be claimed to pertain to the implementation or use of the technology described in this document or the extent to which any license under such rights might or might not be vailable; neither does it represent that it has made any effort to identify any such rights. Information on OASIS's procedures with respect to rights in OASIS specifications can be found at the OASIS website. Copies of claims of rights made available for publication and any assurances of licenses to be made available, or the result of an attempt made to obtain a general license or permission for the use of such proprietary rights by implementors or users of this specification, can be obtained from the OASIS Executive Director. OASIS invites any interested party to bring to its attention any copyrights, patents or patent applications, or other proprietary rights which may cover technology that may be required to implement this specification. Please address the information to the OASIS Executive Director.

Copyright (C) OASIS Open 2002-2006. All Rights Reserved.

This document and translations of it may be copied and furnished to others, and derivative works that comment on or otherwise explain it or assist in its implementation may be prepared, copied, published and distributed, in whole or in part, without restriction of any kind, provided that the above copyright notice and this paragraph are included on all such copies and derivative works. However, this document itself may not be modified in any way, such as by removing the copyright notice or references to OASIS, except as needed for the purpose of developing OASIS specifications, in which case the procedures for copyrights defined in the OASIS Intellectual Property Rights document must be followed, or as required to translate it into languages other than English.

The limited permissions granted above are perpetual and will not be revoked by OASIS or its successors or assigns.

This document and the information contained herein is provided on an "AS IS" basis and OASIS DISCLAIMS ALL WARRANTIES, EXPRESS OR IMPLIED, INCLUDING BUT NOT LIMITED TO ANY WARRANTY THAT THE USE OF THE INFORMATION HEREIN WILL NOT INFRINGE ANY RIGHTS OR ANY IMPLIED WARRANTIES OF MERCHANTABILITY OR FITNESS FOR A PARTICULAR PURPOSE.

OASIS has been notified of intellectual property rights claimed in regard to some or all of the contents of this specification. For more information consult the online list of claimed rights.

This section is non-normative.

Exhibit 1046
Microsoft Corporation v. Edge Networking Systems, LLC

Table of Contents

1 Introduction 7
1.1 Goals and Requirements 7
1.1.1 Requirements 8
1.1.2 Non-Goals 8
2 Notations and Terminology 9
2.1 Notational Conventions 9
2.2 Namespaces 9
2.3 Acronyms and Abbreviations 10
2.4 Terminology 11
2.5 Note on Examples 12
3 Message Protection Mechanisms 13
3.1 Message Security Model 13
3.2 Message Protection 13
3.3 Invalid or Missing Claims 14
3.4 Example 14
4 ID References 17
4.1 Id Attribute 17
4.2 Id Schema 18
5 Security Header 20
6 Security Tokens 23
6.1 Attaching Security Tokens 23
6.1.1 Processing Rules 23
6.1.2 Subject Confirmation 23
6.2 User Name Token 23
6.2.1 Usernames 23
6.3 Binary Security Tokens 24
6.3.1 Attaching Security Tokens 24
6.3.2 Encoding Binary Security Tokens 24
6.4 XML Tokens 26
6.5 EncryptedData Token 26
6.6 Identifying and Referencing Security Tokens 26
7 Token References 27
7.1 SecurityTokenReference Element 27
7.2 Direct References 29

Copyright © OASIS Open 2002-2006. All Rights Reserved.

Exhibit 1046
Microsoft Corporation v. Edge Networking Systems, LLC

7.3 Key Identifiers 30
7.4 Embedded References 32
7.5 ds:KeyInfo 33
7.6 Key Names 33
7.7 Encrypted Key reference 34
8 Signatures 35
8.1 Algorithms 35
8.2 Signing Messages 38
8.3 Signing Tokens 38
8.4 Signature Validation 41
8.5 Signature Confirmation 42
8.5.1 Response Generation Rules 43
8.5.2 Response Processing Rules 43
8.6 Example 44
9 Encryption 45
9.1 xenc:ReferenceList 45
9.2 xenc:EncryptedKey 46
9.3 Encrypted Header 47
9.4 Processing Rules 47
9.4.1 Encryption 48
9.4.2 Decryption 48
9.4.3 Encryption with EncryptedHeader 49
9.4.4 Processing an EncryptedHeader 49
9.4.5 Processing the mustUnderstand attribute on EncryptedHeader 50
10 Security Timestamps 51
11 Extended Example 54
12 Error Handling 57
13 Security Considerations 59
13.1 General Considerations 59
13.2 Additional Considerations 59
13.2.1 Replay 59
13.2.2 Combining Security Mechanisms 60
13.2.3 Challenges 60
13.2.4 Protecting Security Tokens and Keys 60
13.2.5 Protecting Timestamps and Ids 61
13.2.6 Protecting against removal and modification of XML Elements 61
13.2.7 Detecting Duplicate Identifiers 62
14 Interoperability Notes 63

Copyright © OASIS Open 2002-2006. All Rights Reserved.

Exhibit 1046
Microsoft Corporation v. Edge Networking Systems, LLC

15 Privacy Considerations 64
16 References 65
Appendix A: Acknowledgements 67
Appendix B: Revision History 70
Appendix C: Utility Elements and Attributes 71
16.1 Identification Attribute 71
16.2 Timestamp Elements 71
16.3 General Schema Types 72
Appendix D: SecurityTokenReference Model 73

Copyright © OASIS Open 2002-2006. All Rights Reserved.

Exhibit 1046
Microsoft Corporation v. Edge Networking Systems, LLC

1 Introduction

This OASIS specification is the result of significant new work by the WSS Technical Committee and supersedes the input submissions, Web Service Security (WS-Security) Version 1.0 April 5, 2002 and Web Services Security Addendum Version 1.0 August 18, 2002.

This specification proposes a standard set of SOAP [SOAP11, SOAP12] extensions that can be used when building secure Web services to implement message content integrity and confidentiality. This specification refers to this set of extensions and modules as the "Web Services Security: SOAP Message Security" or "WSS: SOAP Message Security".

This specification is flexible and is designed to be used as the basis for securing Web services within a wide variety of security models including PKI, Kerberos, and SSL. Specifically, this specification provides support for multiple security token formats, multiple trust domains, multiple signature formats, and multiple encryption technologies. The token formats and semantics for using these are defined in the associated profile documents.

This specification provides three main mechanisms: ability to send security tokens as part of a message, message integrity, and message confidentiality. These mechanisms by themselves do not provide a complete security solution for Web services. Instead, this specification is a building block that can be used in conjunction with other Web service extensions and higher-level application-specific protocols to accommodate a wide variety of security models and security technologies.

These mechanisms can be used independently (e.g., to pass a security token) or in a tightly coupled manner (e.g., signing and encrypting a message or part of a message and providing a security token or token path associated with the keys used for signing and encryption).

1.1 Goals and Requirements

The goal of this specification is to enable applications to conduct secure SOAP message exchanges.

This specification is intended to provide a flexible set of mechanisms that can be used to construct a range of security protocols; in other words this specification intentionally does not describe explicit fixed security protocols.

As with every security protocol, significant efforts must be applied to ensure that security protocols constructed using this specification are not vulnerable to any one of a wide range of attacks. The examples in this specification are meant to illustrate the syntax of these mechanisms and are not intended as examples of combining these mechanisms in secure ways.
The focus of this specification is to describe a single-message security language that provides for message security that may assume an established session, security context and/or policy agreement.

Copyright © OASIS Open 2002-2006. All Rights Reserved.

Exhibit 1046
Microsoft Corporation v. Edge Networking Systems, LLC

The requirements to support secure message exchange are listed below.

1.1.1 Requirements

The Web services security language must support a wide variety of security models. The following list identifies the key driving requirements for this specification:

- Multiple security token formats
- Multiple trust domains
- Multiple signature formats
- Multiple encryption technologies
- End-to-end message content security and not just transport-level security

1.1.2 Non-Goals

The following topics are outside the scope of this document:

- Establishing a security context or authentication mechanisms.
- Key derivation.
- Advertisement and exchange of security policy.
- How trust is established or determined.
- Non-repudiation.

Copyright © OASIS Open 2002-2006. All Rights Reserved.

Exhibit 1046
Microsoft Corporation v. Edge Networking Systems, LLC

2 Notations and Terminology

This section specifies the notations, namespaces, and terminology used in this specification.

2.1 Notational Conventions

The keywords "MUST", "MUST NOT", "REQUIRED", "SHALL", "SHALL NOT", "SHOULD", "SHOULD NOT", "RECOMMENDED", "MAY", and "OPTIONAL" in this document are to be interpreted as described in RFC 2119.

When describing abstract data models, this specification uses the notational convention used by the XML Infoset. Specifically, abstract property names always appear in square brackets (e.g., [some property]).

When describing concrete XML schemas, this specification uses a convention where each member of an element's [children] or [attributes] property is described using an XPath-like notation (e.g., /x:MyHeader/x:SomeProperty/@value1). The use of {any} indicates the presence of an element wildcard (<xs:any/>). The use of @{any} indicates the presence of an attribute wildcard (<xs:anyAttribute/>).

Readers are presumed to be familiar with the terms in the Internet Security Glossary [GLOS].

2.2 Namespaces

Namespace URIs (of the general form "some-URI") represents some application-dependent or context-dependent URI as defined in RFC 2396 [URI].

This specification is backwardly compatible with version 1.0. This means that URIs and schema elements defined in 1.0 remain unchanged and new schema elements and constants are defined using 1.1 namespaces and URIs.

The XML namespace URIs that MUST be used by implementations of this specification are as follows (note that elements used in this specification are from various namespaces):

```
http://docs.oasis-open.org/wss/2004/01/oasis-200401-wss-wssecurity-
secext-1.0.xsd
http://docs.oasis-open.org/wss/2004/01/oasis-200401-wss-wssecurity-
utility-1.0.xsd
http://docs.oasis-open.org/wss/oasis-wss-wssecurity-secext-1.1.xsd
```

This specification is designed to work with the general SOAP [SOAP11, SOAP12] message structure and message processing model, and should be applicable to any version of SOAP. The current SOAP 1.1 namespace URI is used herein to provide detailed examples, but there is no intention to limit the applicability of this specification to a single version of SOAP.

Copyright © OASIS Open 2002-2006. All Rights Reserved.

Exhibit 1046
Microsoft Corporation v. Edge Networking Systems, LLC

The namespaces used in this document are shown in the following table (note that for brevity, the examples use the prefixes listed below but do not include the URIs – those listed below are assumed).

Prefix	Namespace
ds	http://www.w3.org/2000/09/xmldsig#
S11	http://schemas.xmlsoap.org/soap/envelope/
S12	http://www.w3.org/2003/05/soap-envelope
wsse	http://docs.oasis-open.org/wss/2004/01/oasis-200401-wss-wssecurity-secext-1.0.xsd
wsse11	http://docs.oasis-open.org/wss/oasis-wss-wssecurity-secext-1.1.xsd
wsu	http://docs.oasis-open.org/wss/2004/01/oasis-200401-wss-wssecurity-utility-1.0.xsd
xenc	http://www.w3.org/2001/04/xmlenc#

The URLs provided for the `wsse` and `wsu` namespaces can be used to obtain the schema files.

URI fragments defined in this document are relative to the following base URI unless otherwise stated:
http://docs.oasis-open.org/wss/2004/01/oasis-200401-wss-soap-message-security-1.0

2.3 Acronyms and Abbreviations

The following (non-normative) table defines acronyms and abbreviations for this document.

Term	Definition
HMAC	Keyed-Hashing for Message Authentication
SHA-1	Secure Hash Algorithm 1
SOAP	Simple Object Access Protocol
URI	Uniform Resource Identifier
XML	Extensible Markup Language

Copyright © OASIS Open 2002-2006. All Rights Reserved.

Exhibit 1046
Microsoft Corporation v. Edge Networking Systems, LLC

2.4 Terminology

Defined below are the basic definitions for the security terminology used in this specification.

Claim – A *claim* is a declaration made by an entity (e.g. name, identity, key, group, privilege, capability, etc).

Claim Confirmation – A *claim confirmation* is the process of verifying that a claim applies to an entity.

Confidentiality – *Confidentiality* is the property that data is not made available to unauthorized individuals, entities, or processes.

Digest – A *digest* is a cryptographic checksum of an octet stream.

Digital Signature – A *digital signature* is a value computed with a cryptographic algorithm and bound to data in such a way that intended recipients of the data can use the digital signature to verify that the data has not been altered and/or has originated from the signer of the message, providing message integrity and authentication. The digital signature can be computed and verified with symmetric key algorithms, where the same key is used for signing and verifying, or with asymmetric key algorithms, where different keys are used for signing and verifying (a private and public key pair are used).

End-To-End Message Level Security – *End-to-end message level security* is established when a message that traverses multiple applications (one or more SOAP intermediaries) within and between business entities, e.g. companies, divisions and business units, is secure over its full route through and between those business entities. This includes not only messages that are initiated within the entity but also those messages that originate outside the entity, whether they are Web Services or the more traditional messages.

Integrity – *Integrity* is the property that data has not been modified.

Message Confidentiality - *Message Confidentiality* is a property of the message and encryption is the mechanism by which this property of the message is provided.

Message Integrity - *Message Integrity* is a property of the message and digital signature is a mechanism by which this property of the message is provided.

Signature - In this document, signature and digital signature are used interchangeably and have the same meaning.

Security Token – A *security token* represents a collection (one or more) of claims.

Copyright © OASIS Open 2002-2006. All Rights Reserved.

Exhibit 1046
Microsoft Corporation v. Edge Networking Systems, LLC

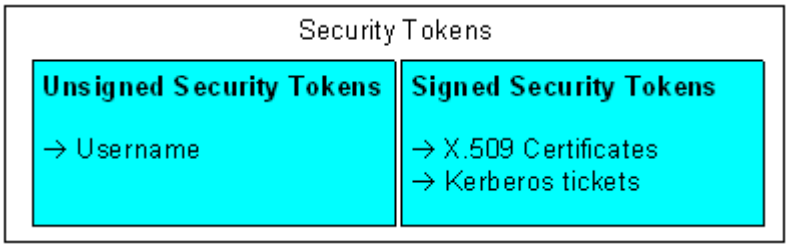

Signed Security Token – A *signed security token* is a security token that is asserted and cryptographically signed by a specific authority (e.g. an X.509 certificate or a Kerberos ticket).

Trust - *Trust is* the characteristic that one entity is willing to rely upon a second entity to execute a set of actions and/or to make set of assertions about a set of subjects and/or scopes.

2.5 Note on Examples

The examples which appear in this document are only intended to illustrate the correct syntax of the features being specified. The examples are NOT intended to necessarily represent best practice for implementing any particular security properties.

Specifically, the examples are constrained to contain only mechanisms defined in this document. The only reason for this is to avoid requiring the reader to consult other documents merely to understand the examples. It is NOT intended to suggest that the mechanisms illustrated represent best practice or are the strongest available to implement the security properties in question. In particular, mechanisms defined in other Token Profiles are known to be stronger, more efficient and/or generally superior to some of the mechanisms shown in the examples in this document.

Copyright © OASIS Open 2002-2006. All Rights Reserved.

Exhibit 1046
Microsoft Corporation v. Edge Networking Systems, LLC

3 Message Protection Mechanisms

When securing SOAP messages, various types of threats should be considered. This includes, but is not limited to:

- the message could be modified or read by attacker or
- an antagonist could send messages to a service that, while well-formed, lack appropriate security claims to warrant processing
- an antagonist could alter a message to the service which being well formed causes the service to process and respond to the client for an incorrect request.

To understand these threats this specification defines a message security model.

3.1 Message Security Model

This document specifies an abstract *message security model* in terms of security tokens combined with digital signatures to protect and authenticate SOAP messages.

Security tokens assert claims and can be used to assert the binding between authentication secrets or keys and security identities. An authority can vouch for or endorse the claims in a security token by using its key to sign or encrypt (it is recommended to use a keyed encryption) the security token thereby enabling the authentication of the claims in the token. An X.509 [X509] certificate, claiming the binding between one's identity and public key, is an example of a signed security token endorsed by the certificate authority. In the absence of endorsement by a third party, the recipient of a security token may choose to accept the claims made in the token based on its trust of the producer of the containing message.

Signatures are used to verify message origin and integrity. Signatures are also used by message producers to demonstrate knowledge of the key, typically from a third party, used to confirm the claims in a security token and thus to bind their identity (and any other claims occurring in the security token) to the messages they create.

It should be noted that this security model, by itself, is subject to multiple security attacks. Refer to the Security Considerations section for additional details.

Where the specification requires that an element be "processed" it means that the element type MUST be recognized to the extent that an appropriate error is returned if the element is not supported.

3.2 Message Protection

Protecting the message content from being disclosed (confidentiality) or modified without detection (integrity) are primary security concerns. This specification provides a means to protect a message by encrypting and/or digitally signing a body, a header, or any combination of them (or parts of them).

Copyright © OASIS Open 2002-2006. All Rights Reserved.

Exhibit 1046
Microsoft Corporation v. Edge Networking Systems, LLC

Message integrity is provided by XML Signature [XMLSIG] in conjunction with security tokens to ensure that modifications to messages are detected. The integrity mechanisms are designed to support multiple signatures, potentially by multiple SOAP actors/roles, and to be extensible to support additional signature formats.

Message confidentiality leverages XML Encryption [XMLENC] in conjunction with security tokens to keep portions of a SOAP message confidential. The encryption mechanisms are designed to support additional encryption processes and operations by multiple SOAP actors/roles.

This document defines syntax and semantics of signatures within a `<wsse:Security>` element. This document does not constrain any signature appearing outside of a `<wsse:Security>` element.

3.3 Invalid or Missing Claims

A message recipient SHOULD reject messages containing invalid signatures, messages missing necessary claims or messages whose claims have unacceptable values. Such messages are unauthorized (or malformed). This specification provides a flexible way for the message producer to make a claim about the security properties by associating zero or more security tokens with the message. An example of a security claim is the identity of the producer; the producer can claim that he is Bob, known as an employee of some company, and therefore he has the right to send the message.

3.4 Example

The following example illustrates the use of a custom security token and associated signature. The token contains base64 encoded binary data conveying a symmetric key which, we assume, can be properly authenticated by the recipient. The message producer uses the symmetric key with an HMAC signing algorithm to sign the message. The message receiver uses its knowledge of the shared secret to repeat the HMAC key calculation which it uses to validate the signature and in the process confirm that the message was authored by the claimed user identity.

```
(001) <?xml version="1.0" encoding="utf-8"?>
(002) <S11:Envelope xmlns:S11="..." xmlns:wsse="..." xmlns:wsu="..."
            xmlns:ds="...">
(003)   <S11:Header>
(004)      <wsse:Security
             xmlns:wsse="...">
(005)    <wsse:BinarySecurityToken ValueType="
http://fabrikam123#CustomToken "
      EncodingType="...#Base64Binary" wsu:Id=" MyID ">
(006)           FHUIORv...
(007)    </wsse:BinarySecurityToken>
(008)         <ds:Signature>
(009)            <ds:SignedInfo>
(010)               <ds:CanonicalizationMethod
                        Algorithm=
                          "http://www.w3.org/2001/10/xml-exc-c14n#"/>
(011)               <ds:SignatureMethod
```


Copyright © OASIS Open 2002-2006. All Rights Reserved.

Exhibit 1046
Microsoft Corporation v. Edge Networking Systems, LLC

```
                        Algorithm=
                        "http://www.w3.org/2000/09/xmldsig#hmac-sha1"/>
(012)               <ds:Reference URI="#MsgBody">
(013)                  <ds:DigestMethod
                          Algorithm=
                        "http://www.w3.org/2000/09/xmldsig#sha1"/>
(014)                  <ds:DigestValue>LyLsF0Pi4wPU...</ds:DigestValue>
(015)               </ds:Reference>
(016)            </ds:SignedInfo>
(017)            <ds:SignatureValue>DJbchm5gK...</ds:SignatureValue>
(018)            <ds:KeyInfo>
(019)                <wsse:SecurityTokenReference>
(020)                   <wsse:Reference URI="#MyID"/>
(021)                </wsse:SecurityTokenReference>
(022)            </ds:KeyInfo>
(023)         </ds:Signature>
(024)      </wsse:Security>
(025)   </S11:Header>
(026)   <S11:Body wsu:Id="MsgBody">
(027)     <tru:StockSymbol xmlns:tru="http://fabrikam123.com/payloads">
              QQQ
          </tru:StockSymbol>
(028)   </S11:Body>
(029) </S11:Envelope>
```

The first two lines start the SOAP envelope. Line (003) begins the headers that are associated with this SOAP message.

Line (004) starts the `<wsse:Security>` header defined in this specification. This header contains security information for an intended recipient. This element continues until line (024).

Lines (005) to (007) specify a custom token that is associated with the message. In this case, it uses an externally defined custom token format.

Lines (008) to (023) specify a digital signature. This signature ensures the integrity of the signed elements. The signature uses the XML Signature specification identified by the ds namespace declaration in Line (002).

Lines (009) to (016) describe what is being signed and the type of canonicalization being used.

Line (010) specifies how to canonicalize (normalize) the data that is being signed. Lines (012) to (015) select the elements that are signed and how to digest them. Specifically, line (012) indicates that the `<S11:Body>` element is signed. In this example only the message body is signed; typically all critical elements of the message are included in the signature (see the Extended Example below).

Line (017) specifies the signature value of the canonicalized form of the data that is being signed as defined in the XML Signature specification.

Copyright © OASIS Open 2002-2006. All Rights Reserved.

Exhibit 1046
Microsoft Corporation v. Edge Networking Systems, LLC

Lines (018) to (022) provides information, partial or complete, as to where to find the security token associated with this signature. Specifically, lines (019) to (021) indicate that the security token can be found at (pulled from) the specified URL.

Lines (026) to (028) contain the body (payload) of the SOAP message.

Copyright © OASIS Open 2002-2006. All Rights Reserved.

Exhibit 1046
Microsoft Corporation v. Edge Networking Systems, LLC

4 ID References

There are many motivations for referencing other message elements such as signature references or correlating signatures to security tokens. For this reason, this specification defines the `wsu:Id` attribute so that recipients need not understand the full schema of the message for processing of the security elements. That is, they need only "know" that the `wsu:Id` attribute represents a schema type of ID which is used to reference elements. However, because some key schemas used by this specification don't allow attribute extensibility (namely XML Signature and XML Encryption), this specification also allows use of their local ID attributes in addition to the `wsu:Id` attribute and the xml:id attribute [XMLID]. As a consequence, when trying to locate an element referenced in a signature, the following attributes are considered (in no particular order):

- Local ID attributes on XML Signature elements
- Local ID attributes on XML Encryption elements
- Global `wsu:Id` attributes (described below) on elements
- Profile specific defined identifiers
- Global xml:id attributes on elements

In addition, when signing a part of an envelope such as the body, it is RECOMMENDED that an ID reference is used instead of a more general transformation, especially XPath [XPATH]. This is to simplify processing.

Tokens and elements that are defined in this specification and related profiles to use `wsu:Id` attributes SHOULD use `wsu:Id`. Elements to be signed MAY use `xml:id` [XMLID] or `wsu:Id`, and use of `xml:id` MAY be specified in profiles. All receivers MUST be able to identify XML elements carrying a `wsu:Id` attribute as representing an attribute of schema type ID and process it accordingly.

All receivers MAY be able to identify XML elements with a `xml:id` attribute as representing an ID attribute and process it accordingly. Senders SHOULD use `wsu:Id` and MAY use `xml:id`. Note that use of `xml:id` in conjunction with inclusive canonicalization may be inappropriate, as noted in [XMLID] and thus this combination SHOULD be avoided.

4.1 Id Attribute

There are many situations where elements within SOAP messages need to be referenced. For example, when signing a SOAP message, selected elements are included in the scope of the signature. XML Schema Part 2 [XMLSCHEMA] provides several built-in data types that may be used for identifying and referencing elements, but their use requires that consumers of the SOAP message either have or must be able to obtain the schemas where the identity or reference mechanisms are defined. In some circumstances, for example, intermediaries, this can be problematic and not desirable.

Copyright © OASIS Open 2002-2006. All Rights Reserved.

Exhibit 1046
Microsoft Corporation v. Edge Networking Systems, LLC

Consequently a mechanism is required for identifying and referencing elements, based on the SOAP foundation, which does not rely upon complete schema knowledge of the context in which an element is used. This functionality can be integrated into SOAP processors so that elements can be identified and referred to without dynamic schema discovery and processing.

This section specifies a namespace-qualified global attribute for identifying an element which can be applied to any element that either allows arbitrary attributes or specifically allows a particular attribute.

Alternatively, the `xml:id` attribute MAY be used. Applications MUST NOT specify both a `wsu:Id` and `xml:id` attribute on a single element. It is an XML requirement that only one id attribute be specified on a single element.

4.2 Id Schema

To simplify the processing for intermediaries and recipients, a common attribute is defined for identifying an element. This attribute utilizes the XML Schema ID type and specifies a common attribute for indicating this information for elements.
The syntax for this attribute is as follows:

```
<anyElement wsu:Id="...">...</anyElement>
```

The following describes the attribute illustrated above:
.../@wsu:Id
This attribute, defined as type `xsd:ID`, provides a well-known attribute for specifying the local ID of an element.

Two `wsu:Id` attributes within an XML document MUST NOT have the same value. Implementations MAY rely on XML Schema validation to provide rudimentary enforcement for intra-document uniqueness. However, applications SHOULD NOT rely on schema validation alone to enforce uniqueness.

This specification does not specify how this attribute will be used and it is expected that other specifications MAY add additional semantics (or restrictions) for their usage of this attribute. The following example illustrates use of this attribute to identify an element:

```
<x:myElement wsu:Id="ID1" xmlns:x="..."
           xmlns:wsu="..."/>
```

Conformant processors that do support XML Schema MUST treat this attribute as if it was defined using a global attribute declaration.

Conformant processors that do not support dynamic XML Schema or DTDs discovery and processing are strongly encouraged to integrate this attribute definition into their parsers. That is, to treat this attribute information item as if its PSVI has a [type definition] which {target namespace} is "`http://www.w3.org/2001/XMLSchema`" and which {type} is "ID." Doing so allows the processor to inherently know *how* to process the attribute without having to locate and

Copyright © OASIS Open 2002-2006. All Rights Reserved.

Exhibit 1046
Microsoft Corporation v. Edge Networking Systems, LLC

process the associated schema. Specifically, implementations MAY support the value of the `wsu:Id` as the valid identifier for use as an XPointer [XPointer] shorthand pointer for interoperability with XML Signature references.

Copyright © OASIS Open 2002-2006. All Rights Reserved.

Exhibit 1046
Microsoft Corporation v. Edge Networking Systems, LLC

5 Security Header

The `<wsse:Security>` header block provides a mechanism for attaching security-related information targeted at a specific recipient in the form of a SOAP actor/role. This may be either the ultimate recipient of the message or an intermediary. Consequently, elements of this type may be present multiple times in a SOAP message. An active intermediary on the message path MAY add one or more new sub-elements to an existing `<wsse:Security>` header block if they are targeted for its SOAP node or it MAY add one or more new headers for additional targets.

As stated, a message MAY have multiple `<wsse:Security>` header blocks if they are targeted for separate recipients. A message MUST NOT have multiple `<wsse:Security>` header blocks targeted (whether explicitly or implicitly) at the same recipient. However, only one `<wsse:Security>` header block MAY omit the `S11:actor` or `S12:role` attributes. Two `<wsse:Security>` header blocks MUST NOT have the same value for `S11:actor` or `S12:role`. Message security information targeted for different recipients MUST appear in different `<wsse:Security>` header blocks. This is due to potential processing order issues (e.g. due to possible header re-ordering). The `<wsse:Security>` header block without a specified S11:actor or `S12:role` MAY be processed by anyone, but MUST NOT be removed prior to the final destination or endpoint.

As elements are added to a `<wsse:Security>` header block, they SHOULD be prepended to the existing elements. As such, the `<wsse:Security>` header block represents the signing and encryption steps the message producer took to create the message. This prepending rule ensures that the receiving application can process sub-elements in the order they appear in the `<wsse:Security>` header block, because there will be no forward dependency among the sub-elements. Note that this specification does not impose any specific order of processing the sub-elements. The receiving application can use whatever order is required.

When a sub-element refers to a key carried in another sub-element (for example, a signature sub-element that refers to a binary security token sub-element that contains the X.509 certificate used for the signature), the key-bearing element SHOULD be ordered to precede the key-using Element:

```
<S11:Envelope>
    <S11:Header>
            ...
        <wsse:Security S11:actor="..." S11:mustUnderstand="...">
            ...
        </wsse:Security>
            ...
    </S11:Header>
    ...
</S11:Envelope>
```

The following describes the attributes and elements listed in the example above:

Copyright © OASIS Open 2002-2006. All Rights Reserved.

Exhibit 1046
Microsoft Corporation v. Edge Networking Systems, LLC

/wsse:Security

This is the header block for passing security-related message information to a recipient.

/wsse:Security/@S11:actor

This attribute allows a specific SOAP 1.1 [SOAP11] actor to be identified. This attribute is optional; however, no two instances of the header block may omit an actor or specify the same actor.

/wsse:Security/@S12:role

This attribute allows a specific SOAP 1.2 [SOAP12] role to be identified. This attribute is optional; however, no two instances of the header block may omit a role or specify the same role.

/wsse:Security/@S11:mustUnderstand

This SOAP 1.1 [SOAP11] attribute is used to indicate whether a header entry is mandatory or optional for the recipient to process. The value of the mustUnderstand attribute is either "1" or "0". The absence of the SOAP mustUnderstand attribute is semantically equivalent to its presence with the value "0".

/wsse:Security/@S12:mustUnderstand

This SOAP 1.2 [SPOAP12] attribute is used to indicate whether a header entry is mandatory or optional for the recipient to process. The value of the mustUnderstand attribute is either "true", "1" "false" or "0". The absence of the SOAP mustUnderstand attribute is semantically equivalent to its presence with the value "false".

/wsse:Security/{any}

This is an extensibility mechanism to allow different (extensible) types of security information, based on a schema, to be passed. Unrecognized elements SHOULD cause a fault.

/wsse:Security/@{any}

This is an extensibility mechanism to allow additional attributes, based on schemas, to be added to the header. Unrecognized attributes SHOULD cause a fault.

All compliant implementations MUST be able to process a `<wsse:Security>` element.

All compliant implementations MUST declare which profiles they support and MUST be able to process a `<wsse:Security>` element including any sub-elements which may be defined by that profile. It is RECOMMENDED that undefined elements within the `<wsse:Security>` header not be processed.

The next few sections outline elements that are expected to be used within a `<wsse:Security>` header.

When a `<wsse:Security>` header includes a `mustUnderstand="true"` attribute:

- The receiver MUST generate a SOAP fault if does not implement the WSS: SOAP Message Security specification corresponding to the namespace. Implementation means

Copyright © OASIS Open 2002-2006. All Rights Reserved.

Exhibit 1046
Microsoft Corporation v. Edge Networking Systems, LLC

ability to interpret the schema as well as follow the required processing rules specified in WSS: SOAP Message Security.

- The receiver MUST generate a fault if unable to interpret or process security tokens contained in the `<wsse:Security>` header block according to the corresponding WSS: SOAP Message Security token profiles.
- Receivers MAY ignore elements or extensions within the `<wsse:Security>` element, based on local security policy.

Copyright © OASIS Open 2002-2006. All Rights Reserved.

Exhibit 1046
Microsoft Corporation v. Edge Networking Systems, LLC

6 Security Tokens

This chapter specifies some different types of security tokens and how they are attached to messages.

6.1 Attaching Security Tokens

This specification defines the `<wsse:Security>` header as a mechanism for conveying security information with and about a SOAP message. This header is, by design, extensible to support many types of security information.

For security tokens based on XML, the extensibility of the `<wsse:Security>` header allows for these security tokens to be directly inserted into the header.

6.1.1 Processing Rules

This specification describes the processing rules for using and processing XML Signature and XML Encryption. These rules MUST be followed when using any type of security token. Note that if signature or encryption is used in conjunction with security tokens, they MUST be used in a way that conforms to the processing rules defined by this specification.

6.1.2 Subject Confirmation

This specification does not dictate if and how claim confirmation must be done; however, it does define how signatures may be used and associated with security tokens (by referencing the security tokens from the signature) as a form of claim confirmation.

6.2 User Name Token

6.2.1 Usernames

The `<wsse:UsernameToken>` element is introduced as a way of providing a username. This element is optionally included in the `<wsse:Security>` header.
The following illustrates the syntax of this element:

```
<wsse:UsernameToken wsu:Id="...">
    <wsse:Username>...</wsse:Username>
</wsse:UsernameToken>
```

The following describes the attributes and elements listed in the example above:

/wsse:UsernameToken

This element is used to represent a claimed identity.

/wsse:UsernameToken/@wsu:Id

Copyright © OASIS Open 2002-2006. All Rights Reserved.

Exhibit 1046
Microsoft Corporation v. Edge Networking Systems, LLC

A string label for this security token. The `wsu:Id` allow for an open attribute model.

/wsse:UsernameToken/wsse:Username

This required element specifies the claimed identity.

/wsse:UsernameToken/wsse:Username/@{any}

This is an extensibility mechanism to allow additional attributes, based on schemas, to be added to the `<wsse:Username>` element.

/wsse:UsernameToken/{any}

This is an extensibility mechanism to allow different (extensible) types of security information, based on a schema, to be passed. Unrecognized elements SHOULD cause a fault.

/wsse:UsernameToken/@{any}

This is an extensibility mechanism to allow additional attributes, based on schemas, to be added to the `<wsse:UsernameToken>` element. Unrecognized attributes SHOULD cause a fault.

All compliant implementations MUST be able to process a `<wsse:UsernameToken>` element.

The following illustrates the use of this:

```
<S11:Envelope xmlns:S11="..." xmlns:wsse="...">
    <S11:Header>
            ...
        <wsse:Security>
            <wsse:UsernameToken>
                <wsse:Username>Zoe</wsse:Username>
            </wsse:UsernameToken>
        </wsse:Security>
            ...
    </S11:Header>
    ...
</S11:Envelope>
```

6.3 Binary Security Tokens

6.3.1 Attaching Security Tokens

For binary-formatted security tokens, this specification provides a `<wsse:BinarySecurityToken>` element that can be included in the `<wsse:Security>` header block.

6.3.2 Encoding Binary Security Tokens

Binary security tokens (e.g., X.509 certificates and Kerberos [KERBEROS] tickets) or other non-XML formats require a special encoding format for inclusion. This section describes a basic

Copyright © OASIS Open 2002-2006. All Rights Reserved.

Exhibit 1046
Microsoft Corporation v. Edge Networking Systems, LLC

framework for using binary security tokens. Subsequent specifications MUST describe the rules for creating and processing specific binary security token formats.

The `<wsse:BinarySecurityToken>` element defines two attributes that are used to interpret it. The `ValueType` attribute indicates what the security token is, for example, a Kerberos ticket. The `EncodingType` tells how the security token is encoded, for example `Base64Binary`. The following is an overview of the syntax:

```
<wsse:BinarySecurityToken wsu:Id=...
                          EncodingType=...
                          ValueType=.../>
```

The following describes the attributes and elements listed in the example above:

/wsse:BinarySecurityToken

This element is used to include a binary-encoded security token.

/wsse:BinarySecurityToken/@wsu:Id

An optional string label for this security token.

/wsse:BinarySecurityToken/@ValueType

The `ValueType` attribute is used to indicate the "value space" of the encoded binary data (e.g. an X.509 certificate). The `ValueType` attribute allows a URI that defines the value type and space of the encoded binary data. Subsequent specifications MUST define the `ValueType` value for the tokens that they define. The usage of `ValueType` is RECOMMENDED.

/wsse:BinarySecurityToken/@EncodingType

The `EncodingType` attribute is used to indicate, using a URI, the encoding format of the binary data (e.g., `base64 encoded`). A new attribute is introduced, as there are issues with the current schema validation tools that make derivations of mixed simple and complex types difficult within XML Schema. The `EncodingType` attribute is interpreted to indicate the encoding format of the element. The following encoding formats are pre-defined:

URI	Description
`#Base64Binary` (default)	XML Schema base 64 encoding

/wsse:BinarySecurityToken/@{any}

This is an extensibility mechanism to allow additional attributes, based on schemas, to be added.

All compliant implementations MUST be able to process a `<wsse:BinarySecurityToken>` element.

Copyright © OASIS Open 2002-2006. All Rights Reserved.

Exhibit 1046
Microsoft Corporation v. Edge Networking Systems, LLC

6.4 XML Tokens

This section presents a framework for using XML-based security tokens. Profile specifications describe rules and processes for specific XML-based security token formats.

6.5 EncryptedData Token

In certain cases it is desirable that the token included in the `<wsse:Security>` header be encrypted for the recipient processing role. In such a case the `<xenc:EncryptedData>` element MAY be used to contain a security token and included in the `<wsse:Security>` header. That is this specification defines the usage of `<xenc:EncryptedData>` to encrypt security tokens contained in `<wsse:Security>` header.

It should be noted that token references are not made to the `<xenc:EncryptedData>` element, but instead to the token represented by the clear-text, once the `<xenc:EncryptedData>` element has been processed (decrypted). Such references utilize the token profile for the contained token. i.e., `<xenc:EncryptedData>` SHOULD NOT include an XML ID for referencing the contained security token.

All `<xenc:EncryptedData>` tokens SHOULD either have an embedded encryption key or should be referenced by a separate encryption key.
When a `<xenc:EncryptedData>` token is processed, it is replaced in the message infoset with its decrypted form.

6.6 Identifying and Referencing Security Tokens

This specification also defines multiple mechanisms for identifying and referencing security tokens using the `wsu:Id` attribute and the `<wsse:SecurityTokenReference>` element (as well as some additional mechanisms). Please refer to the specific profile documents for the appropriate reference mechanism. However, specific extensions MAY be made to the `<wsse:SecurityTokenReference>` element.

Copyright © OASIS Open 2002-2006. All Rights Reserved.

Exhibit 1046
Microsoft Corporation v. Edge Networking Systems, LLC

7 Token References

This chapter discusses and defines mechanisms for referencing security tokens and other key bearing elements..

7.1 SecurityTokenReference Element

Digital signature and encryption operations require that a key be specified. For various reasons, the element containing the key in question may be located elsewhere in the message or completely outside the message. The `<wsse:SecurityTokenReference>` element provides an extensible mechanism for referencing security tokens and other key bearing elements.

The `<wsse:SecurityTokenReference>` element provides an open content model for referencing key bearing elements because not all of them support a common reference pattern. Similarly, some have closed schemas and define their own reference mechanisms. The open content model allows appropriate reference mechanisms to be used.

If a `<wsse:SecurityTokenReference>` is used outside of the security header processing block the meaning of the response and/or processing rules of the resulting references MUST be specified by the the specific profile and are out of scope of this specification.
The following illustrates the syntax of this element:

```
<wsse:SecurityTokenReference wsu:Id="...", wsse11:TokenType="...",
wsse:Usage="...", wsse:Usage="...">
</wsse:SecurityTokenReference>
```

The following describes the elements defined above:

/wsse:SecurityTokenReference

This element provides a reference to a security token.

/wsse:SecurityTokenReference/@wsu:Id

A string label for this security token reference which names the reference. This attribute does not indicate the ID of what is being referenced, that SHOULD be done using a fragment URI in a `<wsse:Reference>` element within the `<wsse:SecurityTokenReference>` element.

/wsse:SecurityTokenReference/@wsse11:TokenType

This optional attribute is used to identify, by URI, the type of the referenced token. This specification recommends that token specific profiles define appropriate token type identifying URI values, and that these same profiles require that these values be specified in the profile defined reference forms.

Copyright © OASIS Open 2002-2006. All Rights Reserved.

Exhibit 1046
Microsoft Corporation v. Edge Networking Systems, LLC

When a wsse11:TokenType attribute is specified in conjunction with a wsse:KeyIdentifier/@ValueType attribute or a wsse:Reference/@ValueType attribute that indicates the type of the referenced token, the security token type identified by the wsse11:TokenType attribute MUST be consistent with the security token type identified by the wsse:ValueType attribute.

URI	Description
http://docs.oasis-open.org/wss/oasis-wss-soap-message-security-1.1#EncryptedKey	A token type of an <xenc:EncryptedKey>

/wsse:SecurityTokenReference/@wsse:Usage

This optional attribute is used to type the usage of the <wsse:SecurityTokenReference>. Usages are specified using URIs and multiple usages MAY be specified using XML list semantics. No usages are defined by this specification.

/wsse:SecurityTokenReference/{any}

This is an extensibility mechanism to allow different (extensible) types of security references, based on a schema, to be passed. Unrecognized elements SHOULD cause a fault.

/wsse:SecurityTokenReference/@{any}

This is an extensibility mechanism to allow additional attributes, based on schemas, to be added to the header. Unrecognized attributes SHOULD cause a fault.

All compliant implementations MUST be able to process a <wsse:SecurityTokenReference> element.

This element can also be used as a direct child element of <ds:KeyInfo> to indicate a hint to retrieve the key information from a security token placed somewhere else. In particular, it is RECOMMENDED, when using XML Signature and XML Encryption, that a <wsse:SecurityTokenReference> element be placed inside a <ds:KeyInfo> to reference the security token used for the signature or encryption.

There are several challenges that implementations face when trying to interoperate. Processing the IDs and references requires the recipient to *understand* the schema. This may be an expensive task and in the general case impossible as there is no way to know the "schema location" for a specific namespace URI. As well, the primary goal of a reference is to uniquely identify the desired token. ID references are, by definition, unique by XML. However, other mechanisms such as "principal name" are not required to be unique and therefore such references may be not unique.

Copyright © OASIS Open 2002-2006. All Rights Reserved.

Exhibit 1046
Microsoft Corporation v. Edge Networking Systems, LLC

This specification allows for the use of multiple reference mechanisms within a single `<wsse:SecurityTokenReference>`. When multiple references are present in a given `<wsse:SecurityTokenReference>`, they MUST resolve to a single token in common. Specific token profiles SHOULD define the reference mechanisms to be used.

The following list provides a list of the specific reference mechanisms defined in WSS: SOAP Message Security in preferred order (i.e., most specific to least specific):

- **Direct References** – This allows references to included tokens using URI fragments and external tokens using full URIs.
- **Key Identifiers** – This allows tokens to be referenced using an opaque value that represents the token (defined by token type/profile).
- **Key Names** – This allows tokens to be referenced using a string that matches an identity assertion within the security token. This is a subset match and may result in multiple security tokens that match the specified name.
- **Embedded References -** This allows tokens to be embedded (as opposed to a pointer to a token that resides elsewhere).

7.2 Direct References

The `<wsse:Reference>` element provides an extensible mechanism for directly referencing security tokens using URIs.

The following illustrates the syntax of this element:

```
<wsse:SecurityTokenReference wsu:Id="...">
    <wsse:Reference URI="..." ValueType="..."/>
</wsse:SecurityTokenReference>
```

The following describes the elements defined above:

/wsse:SecurityTokenReference/wsse:Reference

This element is used to identify an abstract URI location for locating a security token.

/wsse:SecurityTokenReference/wsse:Reference/@URI

This optional attribute specifies an abstract URI for a security token. If a fragment is specified, then it indicates the local ID of the security token being referenced. The URI MUST identify a security token. The URI MUST NOT identify a `wsse:SecurityTokenReference` element, a `wsse:Embedded` element, a `wsse:Reference` element, or a `wsse:KeyIdentifier` element.

/wsse:SecurityTokenReference/wsse:Reference/@ValueType

This optional attribute specifies a URI that is used to identify the *type* of token being referenced. This specification does not define any processing rules around the usage of this attribute, however, specifications for individual token types MAY define specific processing rules and semantics around the value of the URI and its interpretation. If this attribute is not present, the URI MUST be processed as a normal URI.

Copyright © OASIS Open 2002-2006. All Rights Reserved.

Exhibit 1046
Microsoft Corporation v. Edge Networking Systems, LLC

In this version of the specification the use of this attribute to identify the type of the referenced security token is deprecated. Profiles which require or recommend the use of this attribute to identify the type of the referenced security token SHOULD evolve to require or recommend the use of the `wsse:SecurityTokenReference/@wsse11:TokenType` attribute to identify the type of the referenced token.

/wsse:SecurityTokenReference/wsse:Reference/{any}

This is an extensibility mechanism to allow different (extensible) types of security references, based on a schema, to be passed. Unrecognized elements SHOULD cause a fault.

/wsse:SecurityTokenReference/wsse:Reference/@{any}

This is an extensibility mechanism to allow additional attributes, based on schemas, to be added to the header. Unrecognized attributes SHOULD cause a fault.

The following illustrates the use of this element:

```
<wsse:SecurityTokenReference
          xmlns:wsse="...">
   <wsse:Reference
              URI="http://www.fabrikam123.com/tokens/Zoe"/>
</wsse:SecurityTokenReference>
```

7.3 Key Identifiers

Alternatively, if a direct reference is not used, then it is RECOMMENDED that a key identifier be used to specify/reference a security token instead of a `<ds:KeyName>`. A `<wsse:KeyIdentifier>` is a value that can be used to uniquely identify a security token (e.g. a hash of the important elements of the security token). The exact value type and generation algorithm varies by security token type (and sometimes by the data within the token), Consequently, the values and algorithms are described in the token-specific profiles rather than this specification.

The `<wsse:KeyIdentifier>` element SHALL is placed in the `<wsse:SecurityTokenReference>` element to reference a token using an identifier. This element SHOULD be used for all key identifiers.

The processing model assumes that the key identifier for a security token is constant. Consequently, processing a key identifier involves simply looking for a security token whose key identifier matches the specified constant. The `<wsse:KeyIdentifier>` element is only allowed inside a `<wsse:SecurityTokenReference>` element
The following is an overview of the syntax:

```
<wsse:SecurityTokenReference>
   <wsse:KeyIdentifier wsu:Id="..."
                       ValueType="..."
                       EncodingType="...">
```


Copyright © OASIS Open 2002-2006. All Rights Reserved.

Exhibit 1046
Microsoft Corporation v. Edge Networking Systems, LLC

```
        ...
    </wsse:KeyIdentifier>
</wsse:SecurityTokenReference>
```

The following describes the attributes and elements listed in the example above:

*/*wsse:*SecurityTokenReference*/wsse:KeyIdentifier
This element is used to include a binary-encoded key identifier.

/wsse:SecurityTokenReference/wsse:KeyIdentifier/@wsu:Id
An optional string label for this identifier.

/wsse:SecurityTokenReference/wsse:KeyIdentifier/@ValueType
The optional `ValueType` attribute is used to indicate the type of `KeyIdentifier` being used. This specification defines one ValueType that can be applied to all token types. Each specific token profile specifies the `KeyIdentifier` types that may be used to refer to tokens of that type. It also specifies the critical semantics of the identifier, such as whether the `KeyIdentifier` is unique to the key or the token. If no value is specified then the key identifier will be interpreted in an application-specific manner. This URI fragment is relative to a base URI as ndicated in the table below.

URI	Description
`http://docs.oasis-open.org/wss/oasis-wss-soap-message-security-1.1#ThumbPrintSHA1`	If the security token type that the Security Token Reference refers to already contains a representation for the thumbprint, the value obtained from the token MAY be used. If the token does not contain a representation of a thumbprint, then the value of the `KeyIdentifier` MUST be the SHA1 of the raw octets which would be encoded within the security token element were it to be included. A thumbprint reference MUST occur in combination with a required to be supported (by the applicable profile) reference form unless a thumbprint reference is among the reference forms required to be supported by the applicable profile, or the parties to the communication have agreed to accept thumbprint only references.
`http://docs.oasis-open.org/wss/oasis-wss-soap-message-security-1.1#EncryptedKeySHA1`	If the security token type that the Security Token Reference refers to already contains a representation for the `EncryptedKey`, the value obtained from the token MAY be used. If the token does not contain a representation of a `EncryptedKey`, then the value of the `KeyIdentifier` MUST be the SHA1 of the

Copyright © OASIS Open 2002-2006. All Rights Reserved.

Exhibit 1046
Microsoft Corporation v. Edge Networking Systems, LLC

	raw octets which would be encoded within the security token element were it to be included.

/wsse:SecurityTokenReference/wsse:KeyIdentifier/@EncodingType

The optional `EncodingType` attribute is used to indicate, using a URI, the encoding format of the `KeyIdentifier` (`#Base64Binary`). This specification defines the EncodingType URI values appearing in the following table. A token specific profile MAY define additional token specific `EncodingType` URI values. A `KeyIdentifier` MUST include an `EncodingType` attribute when its `ValueType` is not sufficient to identify its encoding type. The base values defined in this specification are:

URI	Description
#Base64Binary	XML Schema base 64 encoding

/wsse:SecurityTokenReference/wsse:KeyIdentifier/@{any}

This is an extensibility mechanism to allow additional attributes, based on schemas, to be added.

7.4 Embedded References

In some cases a reference may be to an embedded token (as opposed to a pointer to a token that resides elsewhere). To do this, the `<wsse:Embedded>` element is specified within a `<wsse:SecurityTokenReference>` element. The `<wsse:Embedded>` element is only allowed inside a `<wsse:SecurityTokenReference>` element.
The following is an overview of the syntax:

```
<wsse:SecurityTokenReference>
   <wsse:Embedded wsu:Id="...">
      ...
   </wsse:Embedded>
</wsse:SecurityTokenReference>
```

The following describes the attributes and elements listed in the example above:

/wsse:SecurityTokenReference/wsse:Embedded

This element is used to embed a token directly within a reference (that is, to create a *local* or *literal* reference).

/wsse:SecurityTokenReference/wsse:Embedded/@wsu:Id

An optional string label for this element. This allows this embedded token to be referenced by a signature or encryption.

/wsse:SecurityTokenReference/wsse:Embedded/{any}

This is an extensibility mechanism to allow any security token, based on schemas, to be embedded. Unrecognized elements SHOULD cause a fault.

Copyright © OASIS Open 2002-2006. All Rights Reserved.

Exhibit 1046
Microsoft Corporation v. Edge Networking Systems, LLC

/wsse:SecurityTokenReference/wsse:Embedded/@{any}

This is an extensibility mechanism to allow additional attributes, based on schemas, to be added. Unrecognized attributes SHOULD cause a fault.

The following example illustrates embedding a SAML assertion:

```
<S11:Envelope xmlns:S11="..." xmlns:wsse="..." xmlns:wsu="...">
    <S11:Header>
        <wsse:Security>
            ...
            <wsse:SecurityTokenReference>
                <wsse:Embedded wsu:Id="tok1">
                    <saml:Assertion xmlns:saml="...">
                        ...
                    </saml:Assertion>
                </wsse:Embedded>
            </wsse:SecurityTokenReference>
            ...
        <wsse:Security>
    </S11:Header>
    ...
</S11:Envelope>
```

7.5 ds:KeyInfo

The `<ds:KeyInfo>` element (from XML Signature) can be used for carrying the key information and is allowed for different key types and for future extensibility. However, in this specification, the use of `<wsse:BinarySecurityToken>` is the RECOMMENDED mechanism to carry key material if the key type contains binary data. Please refer to the specific profile documents for the appropriate way to carry key material.

The following example illustrates use of this element to fetch a named key:

```
<ds:KeyInfo Id="..." xmlns:ds="http://www.w3.org/2000/09/xmldsig#">
    <ds:KeyName>CN=Hiroshi Maruyama, C=JP</ds:KeyName>
</ds:KeyInfo>
```

7.6 Key Names

It is strongly RECOMMENDED to use `<wsse:KeyIdentifier>` elements. However, if key names are used, then it is strongly RECOMMENDED that `<ds:KeyName>` elements conform to the attribute names in section 2.3 of RFC 2253 (this is recommended by XML Signature for `<ds:X509SubjectName>`) for interoperability.

Additionally, e-mail addresses, SHOULD conform to RFC 822:

```
EmailAddress=ckaler@microsoft.com
```


Copyright © OASIS Open 2002-2006. All Rights Reserved.

Exhibit 1046
Microsoft Corporation v. Edge Networking Systems, LLC

7.7 Encrypted Key reference

In certain cases, an <xenc:EncryptedKey> element MAY be used to carry key material encrypted for the recipient's key. This key material is henceforth referred to as EncryptedKey.

The EncryptedKey MAY be used to perform other cryptographic operations within the same message, such as signatures. The EncryptedKey MAY also be used for performing cryptographic operations in subsequent messages exchanged by the two parties. Two mechanisms are defined for referencing the EncryptedKey.

When referencing the EncryptedKey within the same message that contains the <xenc:EncryptedKey> element, the <ds:KeyInfo> element of the referencing construct MUST contain a <wsse:SecurityTokenReference>. The <wsse:SecurityTokenReference> element MUST contain a <wsse:Reference> element.

The URI attribute value of the <wsse:Reference> element MUST be set to the value of the ID attribute of the referenced <xenc:EncryptedKey> element that contains the EncryptedKey. When referencing the EncryptedKey in a message that does not contain the <xenc:EncryptedKey> element, the <ds:KeyInfo> element of the referencing construct MUST contain a <wsse:SecurityTokenReference>. The <wsse:SecurityTokenReference> element MUST contain a <wsse:KeyIdentifier> element. The EncodingType attribute SHOULD be set to #Base64Binary. Other encoding types MAY be specified if agreed on by all parties. The wsse11:TokenType attribute MUST be set to http://docs.oasis-open.org/wss/oasis-wss-soap-message-security-1.1#EncryptedKey.The identifier for a <xenc:EncryptedKey> token is defined as the SHA1 of the raw (pre-base64 encoding) octets specified in the <xenc:CipherValue> element of the referenced <xenc:EncryptedKey> token. This value is encoded as indicated in the <wsse:KeyIdentifier> reference. The <wsse:ValueType> attribute of <wsse:KeyIdentifier> MUST be set to http://docs.oasis-open.org/wss/oasis-wss-soap-message-security-1.1#EncryptedKeySHA1.

Copyright © OASIS Open 2002-2006. All Rights Reserved.

Exhibit 1046
Microsoft Corporation v. Edge Networking Systems, LLC

8 Signatures

Message producers may want to enable message recipients to determine whether a message was altered in transit and to verify that the claims in a particular security token apply to the producer of the message.

Demonstrating knowledge of a confirmation key associated with a token key-claim confirms the accompanying token claims. Knowledge of a confirmation key may be demonstrated by using that key to create an XML Signature, for example. The relying party's acceptance of the claims may depend on its confidence in the token. Multiple tokens may contain a key-claim for a signature and may be referenced from the signature using a `<wsse:SecurityTokenReference>`. A key-claim may be an X.509 Certificate token, or a Kerberos service ticket token to give two examples.

Because of the mutability of some SOAP headers, producers SHOULD NOT use the *Enveloped Signature Transform* defined in XML Signature. Instead, messages SHOULD explicitly include the elements to be signed. Similarly, producers SHOULD NOT use the *Enveloping Signature* defined in XML Signature [XMLSIG].

This specification allows for multiple signatures and signature formats to be attached to a message, each referencing different, even overlapping, parts of the message. This is important for many distributed applications where messages flow through multiple processing stages. For example, a producer may submit an order that contains an orderID header. The producer signs the orderID header and the body of the request (the contents of the order). When this is received by the order processing sub-system, it may insert a shippingID into the header. The order sub-system would then sign, at a minimum, the orderID and the shippingID, and possibly the body as well. Then when this order is processed and shipped by the shipping department, a shippedInfo header might be appended. The shipping department would sign, at a minimum, the shippedInfo and the shippingID and possibly the body and forward the message to the billing department for processing. The billing department can verify the signatures and determine a valid chain of trust for the order, as well as who authorized each step in the process.

All compliant implementations MUST be able to support the XML Signature standard.

8.1 Algorithms

This specification builds on XML Signature and therefore has the same algorithm requirements as those specified in the XML Signature specification.
The following table outlines additional algorithms that are strongly RECOMMENDED by this specification:

Algorithm Type	Algorithm	Algorithm URI
Canonicalization	Exclusive XML	http://www.w3.org/2001/10/xml-exc-c14n#

Copyright © OASIS Open 2002-2006. All Rights Reserved.

Exhibit 1046
Microsoft Corporation v. Edge Networking Systems, LLC

	Canonicalization	

As well, the following table outlines additional algorithms that MAY be used:

Algorithm Type	Algorithm	Algorithm URI
Transform	SOAP Message Normalization	http://www.w3.org/TR/soap12-n11n/

The Exclusive XML Canonicalization algorithm addresses the pitfalls of general canonicalization that can occur from *leaky* namespaces with pre-existing signatures.

Finally, if a producer wishes to sign a message before encryption, then following the ordering rules laid out in section 5, "Security Header", they SHOULD first prepend the signature element to the `<wsse:Security>` header, and then prepend the encryption element, resulting in a `<wsse:Security>` header that has the encryption element first, followed by the signature element:

<wsse:Security> header
[encryption element] [signature element] . .

Likewise, if a producer wishes to sign a message after encryption, they SHOULD first prepend the encryption element to the `<wsse:Security>` header, and then prepend the signature element. This will result in a `<wsse:Security>` header that has the signature element first, followed by the encryption element:

<wsse:Security> header
[signature element] [encryption element] . .

The XML Digital Signature WG has defined two canonicalization algorithms: XML Canonicalization and Exclusive XML Canonicalization. To prevent confusion, the first is also called Inclusive Canonicalization. Neither one solves all possible problems that can arise. The following informal discussion is intended to provide guidance on the choice of which one to use in particular circumstances. For a more detailed and technically precise discussion of these issues see: [XML-C14N] and [EXC-C14N].

Copyright © OASIS Open 2002-2006. All Rights Reserved.

Exhibit 1046
Microsoft Corporation v. Edge Networking Systems, LLC

There are two problems to be avoided. On the one hand, XML allows documents to be changed in various ways and still be considered equivalent. For example, duplicate namespace declarations can be removed or created. As a result, XML tools make these kinds of changes freely when processing XML. Therefore, it is vital that these equivalent forms match the same signature.

On the other hand, if the signature simply covers something like xx:foo, its meaning may change if xx is redefined. In this case the signature does not prevent tampering. It might be thought that the problem could be solved by expanding all the values in line. Unfortunately, there are mechanisms like XPATH which consider xx="http://example.com/"; to be different from yy="http://example.com/"; even though both xx and yy are bound to the same namespace.
The fundamental difference between the Inclusive and Exclusive Canonicalization is the namespace declarations which are placed in the output. Inclusive Canonicalization copies all the declarations that are currently in force, even if they are defined outside of the scope of the signature. It also copies any xml: attributes that are in force, such as `xml:lang` or `xml:base`. This guarantees that all the declarations you might make use of will be unambiguously specified. The problem with this is that if the signed XML is moved into another XML document which has other declarations, the Inclusive Canonicalization will copy then and the signature will be invalid. This can even happen if you simply add an attribute in a different namespace to the surrounding context.

Exclusive Canonicalization tries to figure out what namespaces you are actually using and just copies those. Specifically, it copies the ones that are "visibly used", which means the ones that are a part of the XML syntax. However, it does not look into attribute values or element content, so the namespace declarations required to process these are not copied. For example if you had an attribute like xx:foo="yy:bar" it would copy the declaration for xx, but not yy. (This can even happen without your knowledge because XML processing tools might add `xsi:type` if you use a schema subtype.) It also does not copy the xml: attributes that are declared outside the scope of the signature.

Exclusive Canonicalization allows you to create a list of the namespaces that must be declared, so that it will pick up the declarations for the ones that are not visibly used. The only problem is that the software doing the signing must know what they are. In a typical SOAP software environment, the security code will typically be unaware of all the namespaces being used by the application in the message body that it is signing.

Exclusive Canonicalization is useful when you have a signed XML document that you wish to insert into other XML documents. A good example is a signed SAML assertion which might be inserted as a XML Token in the security header of various SOAP messages. The Issuer who signs the assertion will be aware of the namespaces being used and able to construct the list. The use of Exclusive Canonicalization will insure the signature verifies correctly every time. Inclusive Canonicalization is useful in the typical case of signing part or all of the SOAP body in accordance with this specification. This will insure all the declarations fall under the signature, even though the code is unaware of what namespaces are being used. At the same time, it is less likely that the signed data (and signature element) will be inserted in some other XML document. Even if this is desired, it still may not be feasible for other reasons, for example there may be Id's with the same value defined in both XML documents.

Copyright © OASIS Open 2002-2006. All Rights Reserved.

Exhibit 1046
Microsoft Corporation v. Edge Networking Systems, LLC

In other situations it will be necessary to study the requirements of the application and the detailed operation of the canonicalization methods to determine which is appropriate. This section is non-normative.

8.2 Signing Messages

The `<wsse:Security>` header block MAY be used to carry a signature compliant with the XML Signature specification within a SOAP Envelope for the purpose of signing one or more elements in the SOAP Envelope. Multiple signature entries MAY be added into a single SOAP Envelope within one `<wsse:Security>` header block. Producers SHOULD sign all important elements of the message, and careful thought must be given to creating a signing policy that requires signing of parts of the message that might legitimately be altered in transit.

SOAP applications MUST satisfy the following conditions:

- A compliant implementation MUST be capable of processing the required elements defined in the XML Signature specification.
- To add a signature to a `<wsse:Security>` header block, a `<ds:Signature>` element conforming to the XML Signature specification MUST be prepended to the existing content of the `<wsse:Security>` header block, in order to indicate to the receiver the correct order of operations. All the `<ds:Reference>` elements contained in the signature SHOULD refer to a resource within the enclosing SOAP envelope as described in the XML Signature specification. However, since the SOAP message exchange model allows intermediate applications to modify the Envelope (add or delete a header block; for example), XPath filtering does not always result in the same objects after message delivery. Care should be taken in using XPath filtering so that there is no unintentional validation failure due to such modifications.
- The problem of modification by intermediaries (especially active ones) is applicable to more than just XPath processing. Digital signatures, because of canonicalization and digests, present particularly fragile examples of such relationships. If overall message processing is to remain robust, intermediaries must exercise care that the transformation algorithms used do not affect the validity of a digitally signed component.
- Due to security concerns with namespaces, this specification strongly RECOMMENDS the use of the "Exclusive XML Canonicalization" algorithm or another canonicalization algorithm that provides equivalent or greater protection.
- For processing efficiency it is RECOMMENDED to have the signature added and then the security token pre-pended so that a processor can read and cache the token before it is used.

8.3 Signing Tokens

It is often desirable to sign security tokens that are included in a message or even external to the message. The XML Signature specification provides several common ways for referencing information to be signed such as URIs, IDs, and XPath, but some token formats may not allow tokens to be referenced using URIs or IDs and XPaths may be undesirable in some situations. This specification allows different tokens to have their own unique reference mechanisms which are specified in their profile as extensions to the `<wsse:SecurityTokenReference>` element.

Copyright © OASIS Open 2002-2006. All Rights Reserved.

Exhibit 1046
Microsoft Corporation v. Edge Networking Systems, LLC

This element provides a uniform referencing mechanism that is guaranteed to work with all token formats. Consequently, this specification defines a new reference option for XML Signature: the STR Dereference Transform.

This transform is specified by the URI `#STR-Transform` and when applied to a `<wsse:SecurityTokenReference>` element it means that the output is the token referenced by the `<wsse:SecurityTokenReference>` element not the element itself.

As an overview the processing model is to echo the input to the transform except when a `<wsse:SecurityTokenReference>` element is encountered. When one is found, the element is not echoed, but instead, it is used to locate the token(s) matching the criteria and rules defined by the `<wsse:SecurityTokenReference>` element and echo it (them) to the output. Consequently, the output of the transformation is the resultant sequence representing the input with any `<wsse:SecurityTokenReference>` elements replaced by the referenced security token(s) matched.

The following illustrates an example of this transformation which references a token contained within the message envelope:

```
...
<wsse:SecurityTokenReference wsu:Id="Str1">
     ...
</wsse:SecurityTokenReference>
...
<ds:Signature xmlns:ds="http://www.w3.org/2000/09/xmldsig#">
     <ds:SignedInfo>
      ...
       <ds:Reference URI="#Str1">
         <ds:Transforms>
           <ds:Transform
                Algorithm="...#STR-Transform">
             <wsse:TransformationParameters>
                <ds:CanonicalizationMethod
                       Algorithm="http://www.w3.org/TR/2001/REC-xml-
c14n-20010315" />
             </wsse:TransformationParameters>
          </ds:Transform>
         <ds:DigestMethod Algorithm=
                             "http://www.w3.org/2000/09/xmldsig#sha1"/>
         <ds:DigestValue>...</ds:DigestValue>
       </ds:Reference>
     </ds:SignedInfo>
     <ds:SignatureValue></ds:SignatureValue>
</ds:Signature>
...
```

The following describes the attributes and elements listed in the example above:

/wsse:TransformationParameters

Copyright © OASIS Open 2002-2006. All Rights Reserved.

Exhibit 1046
Microsoft Corporation v. Edge Networking Systems, LLC

This element is used to wrap parameters for a transformation allows elements even from the XML Signature namespace.

/wsse:TransformationParameters/ds:Canonicalization

This specifies the canonicalization algorithm to apply to the selected data.

/wsse:TransformationParameters/{any}

This is an extensibility mechanism to allow different (extensible) parameters to be specified in the future. Unrecognized parameters SHOULD cause a fault.

/wsse:TransformationParameters/@{any}

This is an extensibility mechanism to allow additional attributes, based on schemas, to be added to the element in the future. Unrecognized attributes SHOULD cause a fault.

The following is a detailed specification of the transformation. The algorithm is identified by the URI: #STR-Transform.

Transform Input:

- The input is a node set. If the input is an octet stream, then it is automatically parsed; cf. XML Digital Signature [XMLSIG].

Transform Output:

- The output is an octet steam.

Syntax:

- The transform takes a single mandatory parameter, a `<ds:CanonicalizationMethod>` element, which is used to serialize the output node set. Note, however, that the output may not be strictly in canonical form, per the canonicalization algorithm; however, the output is canonical, in the sense that it is unambiguous. However, because of syntax requirements in the XML Signature definition, this parameter MUST be wrapped in a `<wsse:TransformationParameters>` element.
-

Processing Rules:

- Let N be the input node set.
- Let R be the set of all `<wsse:SecurityTokenReference>` elements in N.
- For each Ri in R, let Di be the result of dereferencing Ri.
- If Di cannot be determined, then the transform MUST signal a failure.
- If Di is an XML security token (e.g., a SAML assertion or a `<wsse:BinarySecurityToken>` element), then let Ri' be Di.Otherwise, Di is a raw binary security token; i.e., an octet stream. In this case, let Ri' be a node set consisting of a `<wsse:BinarySecurityToken>` element, utilizing the same namespace prefix as the `<wsse:SecurityTokenReference>` element Ri, with no `EncodingType` attribute, a `ValueType` attribute identifying the content of the security token, and text content consisting of the binary-encoded security token, with no white space.
- Finally, employ the canonicalization method specified as a parameter to the transform to serialize N to produce the octet stream output of this transform; but, in place of any dereferenced `<wsse:SecurityTokenReference>` element Ri and its descendants,

Copyright © OASIS Open 2002-2006. All Rights Reserved.

Exhibit 1046
Microsoft Corporation v. Edge Networking Systems, LLC

process the dereferenced node set Ri' instead. During this step, canonicalization of the replacement node set MUST be augmented as follows:

- Note: A namespace declaration `xmlns=""` MUST be emitted with every apex element that has no namespace node declaring a value for the default namespace; cf. XML Decryption Transform.

Note: Per the processing rules above, any `<wsse:SecurityTokenReference>` element is effectively replaced by the referenced `<wsse:BinarySecurityToken>` element and then the `<wsse:BinarySecurityToken>` is canonicalized in that context. Each `<wsse:BinarySecurityToken>` needs to be complete in a given context, so any necessary namespace declarations that are not present on an ancestor element will need to be added to the `<wsse:BinarySecurityToken>` element prior to canonicalization.

Signing a `<wsse:SecurityTokenReference>` (STR) element provides authentication and integrity protection of only the STR and not the referenced security token (ST). If signing the ST is the intended behavior, the STR Dereference Transform (STRDT) may be used which replaces the STR with the ST for digest computation, effectively protecting the ST and not the STR. If protecting both the ST and the STR is desired, you may sign the STR twice, once using the STRDT and once not using the STRDT.

The following table lists the full URI for each URI fragment referred to in the specification.

URI Fragment	Full URI
#Base64Binary	`http://docs.oasis-open.org/wss/2004/01/oasis-200401-wss-soap-message-security-1.0#Base64Binary`
#STR-Transform	`http://docs.oasis-open.org/wss/2004/01/oasis-200401-wss-soap-message-security-1.0#STRTransform`
#X509v3	`http://docs.oasis-open.org/wss/2004/01/oasis-200401-wss-soap-message-security-1.0#X509v3`

8.4 Signature Validation

The validation of a `<ds:Signature>` element inside an `<wsse:Security>` header block MUST fail if:

- the syntax of the content of the element does not conform to this specification, or
- the validation of the signature contained in the element fails according to the core validation of the XML Signature specification [XMLSIG], or
- the application applying its own validation policy rejects the message for some reason (e.g., the signature is created by an untrusted key – verifying the previous two steps only performs cryptographic validation of the signature).

If the validation of the signature element fails, applications MAY report the failure to the producer using the fault codes defined in Section 12 Error Handling.

The signature validation shall additionally adhere to the rules defines in signature confirmation section below, if the initiator desires signature confirmation:

Copyright © OASIS Open 2002-2006. All Rights Reserved.

Exhibit 1046
Microsoft Corporation v. Edge Networking Systems, LLC

8.5 Signature Confirmation

In the general model, the initiator uses XML Signature constructs to represent message parts of the request that were signed. The manifest of signed SOAP elements is contained in the `<ds:Signature>` element which in turn is placed inside the `<wsse:Security>` header. The `<ds:Signature>` element of the request contains a `<ds:SignatureValue>`. This element contains a base64 encoded value representing the actual digital signature. In certain situations it is desirable that initiator confirms that the message received was generated in response to a message it initiated in its unaltered form. This helps prevent certain forms of attack. This specification introduces a `<wsse11:SignatureConfirmation>` element to address this necessity.

Compliant responder implementations that support signature confirmation, MUST include a `<wsse11:SignatureConfirmation>` element inside the `<wsse:Security>` header of the associated response message for every `<ds:Signature>` element that is a direct child of the `<wsse:Security>` header block in the originating message. The responder MUST include the contents of the `<ds:SignatureValue>` element of the request signature as the value of the `@Value` attribute of the `<wsse11:SignatureConfirmation>` element. The `<wsse11:SignatureConfirmation>` element MUST be included in the message signature of the associated response message.

If the associated originating signature is received in encrypted form then the corresponding `<wsse11:SignatureConfirmation>` element SHOULD be encrypted to protect the original signature and keys.

The schema outline for this element is as follows:

```
<wsse11:SignatureConfirmation wsu:Id="..." Value="..." />
```

/wsse11:SignatureConfirmation

This element indicates that the responder has processed the signature in the request. When this element is not present in a response the initiator SHOULD interpret that the responder is not compliant with this functionality.

/wsse11:SignatureConfirmation/@wsu:Id

Identifier to be used when referencing this element in the `<ds:SignedInfo>` reference list of the signature of the associated response message. This attribute MUST be present so that un-ambiguous references can be made to this `<wsse11:SignatureConfirmation>` element.

/wsse11:SignatureConfirmation/@Value

This optional attribute contains the contents of a `<ds:SignatureValue>` copied from the associated request. If the request was not signed, then this attribute MUST NOT be present. If this attribute is specified with an empty value, the initiator SHOULD interpret this as incorrect behavior and process accordingly. When this attribute is not present, the initiator SHOULD interpret this to mean that the response is based on a request that was not signed.

Copyright © OASIS Open 2002-2006. All Rights Reserved.

Exhibit 1046
Microsoft Corporation v. Edge Networking Systems, LLC

8.5.1 Response Generation Rules

Conformant responders MUST include at least one `<wsse11:SignatureConfirmation>`. element in the `<wsse:Security>` header in any response(s) associated with requests. That is, the normal messaging patterns are not altered.
For every response message generated, the responder MUST include a `<wsse11:SignatureConfirmation>` element for every `<ds:Signature>` element it processed from the original request message. The `Value` attribute MUST be set to the exact value of the `<ds:SignatureValue>` element of the corresponding `<ds:Signature>` element. If no `<ds:Signature>` elements are present in the original request message, the responder MUST include exactly one `<wsse11:SignatureConfirmation>` element. The `Value` attribute of the `<wsse11:SignatureConfirmation>` element MUST NOT be present. The responder MUST include all `<wsse11:SignatureConfirmation>` elements in the message signature of the response message(s). If the `<ds:Signature>` element corresponding to a `<wsse11:SignatureConfirmation>` element was encrypted in the original request message, the `<wsse11:SignatureConfirmation>` element SHOULD be encrypted for the recipient of the response message(s).

8.5.2 Response Processing Rules

The signature validation shall additionally adhere to the following processing guidelines, if the initiator desires signature confirmation:

- If a response message does not contain a `<wsse11:SignatureConfirmation>` element inside the `<wsse:Security>` header, the initiator SHOULD reject the response message.
- If a response message does contain a `<wsse11:SignatureConfirmation>` element inside the `<wsse:Security>` header but `@Value` attribute is not present on `<wsse11:SignatureConfirmation>` element, and the associated request message did include a `<ds:Signature>` element, the initiator SHOULD reject the response message.
- If a response message does contain a `<wsse11:SignatureConfirmation>` element inside the `<wsse:Security>` header and the `@Value` attribute is present on the `<wsse11:SignatureConfirmation>` element, but the associated request did not include a `<ds:Signature>` element, the initiator SHOULD reject the response message.
- If a response message does contain a `<wsse11:SignatureConfirmation>` element inside the `<wsse:Security>` header, and the associated request message did include a `<ds:Signature>` element and the `@Value` attribute is present but does not match the stored signature value of the associated request message, the initiator SHOULD reject the response message.
- If a response message does not contain a `<wsse11:SignatureConfirmation>` element inside the `<wsse:Security>` header corresponding to each `<ds:Signature>` element or if the `@Value` attribute present does not match the stored signature values of the associated request message, the initiator SHOULD reject the response message.

Copyright © OASIS Open 2002-2006. All Rights Reserved.

Exhibit 1046
Microsoft Corporation v. Edge Networking Systems, LLC

8.6 Example

The following sample message illustrates the use of integrity and security tokens. For this example, only the message body is signed.

```
<?xml version="1.0" encoding="utf-8"?>
<S11:Envelope xmlns:S11="..." xmlns:wsse="..." xmlns:wsu="..."
xmlns:ds="...">
   <S11:Header>
      <wsse:Security>
         <wsse:BinarySecurityToken
                     ValueType="...#X509v3"
                     EncodingType="...#Base64Binary"
                     wsu:Id="X509Token">
                  MIIEZzCCA9CgAwIBAgIQEmtJZc0rqrKh5i...
         </wsse:BinarySecurityToken>
         <ds:Signature>
            <ds:SignedInfo>
               <ds:CanonicalizationMethod Algorithm=
                     "http://www.w3.org/2001/10/xml-exc-c14n#"/>
               <ds:SignatureMethod Algorithm=
                     "http://www.w3.org/2000/09/xmldsig#rsa-sha1"/>
               <ds:Reference URI="#myBody">
                  <ds:Transforms>
                     <ds:Transform Algorithm=
                           "http://www.w3.org/2001/10/xml-exc-c14n#"/>
                  </ds:Transforms>
                  <ds:DigestMethod Algorithm=
                        "http://www.w3.org/2000/09/xmldsig#sha1"/>
                  <ds:DigestValue>EULddytSo1...</ds:DigestValue>
               </ds:Reference>
            </ds:SignedInfo>
            <ds:SignatureValue>
              BL8jdfToEb1l/vXcMZNNjPOV...
            </ds:SignatureValue>
            <ds:KeyInfo>
                <wsse:SecurityTokenReference>
                    <wsse:Reference URI="#X509Token"/>
                </wsse:SecurityTokenReference>
            </ds:KeyInfo>
         </ds:Signature>
      </wsse:Security>
   </S11:Header>
   <S11:Body wsu:Id="myBody">
      <tru:StockSymbol xmlns:tru="http://www.fabrikam123.com/payloads">
        QQQ
      </tru:StockSymbol>
   </S11:Body>
</S11:Envelope>
```


Copyright © OASIS Open 2002-2006. All Rights Reserved.

Exhibit 1046
Microsoft Corporation v. Edge Networking Systems, LLC

9 Encryption

This specification allows encryption of any combination of body blocks, header blocks, and any of these sub-structures by either a common symmetric key shared by the producer and the recipient or a symmetric key carried in the message in an encrypted form.

In order to allow this flexibility, this specification leverages the XML Encryption standard. This specification describes how the two elements `<xenc:ReferenceList>` and `<xenc:EncryptedKey>` listed below and defined in XML Encryption can be used within the `<wsse:Security>` header block. When a producer or an active intermediary encrypts portion(s) of a SOAP message using XML Encryption it MUST prepend a sub-element to the `<wsse:Security>` header block. Furthermore, the encrypting party MUST either prepend the sub-element to an existing `<wsse:Security>` header block for the intended recipients or create a new `<wsse:Security>` header block and insert the sub-element. The combined process of encrypting portion(s) of a message and adding one of these sub-elements is called an encryption step hereafter. The sub-element MUST contain the information necessary for the recipient to identify the portions of the message that it is able to decrypt.

This specification additionally defines an element `<wsse11:EncryptedHeader>` for containing encrypted SOAP header blocks. This specification RECOMMENDS an additional mechanism that uses this element for encrypting SOAP header blocks that complies with SOAP processing guidelines while preserving the confidentiality of attributes on the SOAP header blocks.
All compliant implementations MUST be able to support the XML Encryption standard [XMLENC].

9.1 xenc:ReferenceList

The `<xenc:ReferenceList>` element from XML Encryption [XMLENC] MAY be used to create a manifest of encrypted portion(s), which are expressed as `<xenc:EncryptedData>` elements within the envelope. An element or element content to be encrypted by this encryption step MUST be replaced by a corresponding `<xenc:EncryptedData>` according to XML Encryption. All the `<xenc:EncryptedData>` elements created by this encryption step SHOULD be listed in `<xenc:DataReference>` elements inside one or more `<xenc:ReferenceList>` element.

Although in XML Encryption [XMLENC], `<xenc:ReferenceList>` was originally designed to be used within an `<xenc:EncryptedKey>` element (which implies that all the referenced `<xenc:EncryptedData>` elements are encrypted by the same key), this specification allows that `<xenc:EncryptedData>` elements referenced by the same `<xenc:ReferenceList>` MAY be encrypted by different keys. Each encryption key can be specified in `<ds:KeyInfo>` within individual `<xenc:EncryptedData>`.

A typical situation where the `<xenc:ReferenceList>` sub-element is useful is that the producer and the recipient use a shared secret key. The following illustrates the use of this sub-element:

Copyright © OASIS Open 2002-2006. All Rights Reserved.

Exhibit 1046
Microsoft Corporation v. Edge Networking Systems, LLC

```
<S11:Envelope xmlns:S11="..." xmlns:wsse="..." xmlns:wsu="..."
xmlns:ds="..." xmlns:xenc="...">
    <S11:Header>
        <wsse:Security>
            <xenc:ReferenceList>
                <xenc:DataReference URI="#bodyID"/>
            </xenc:ReferenceList>
        </wsse:Security>
    </S11:Header>
    <S11:Body>
        <xenc:EncryptedData Id="bodyID">
          <ds:KeyInfo>
            <ds:KeyName>CN=Hiroshi Maruyama, C=JP</ds:KeyName>
          </ds:KeyInfo>
          <xenc:CipherData>
            <xenc:CipherValue>...</xenc:CipherValue>
          </xenc:CipherData>
        </xenc:EncryptedData>
    </S11:Body>
</S11:Envelope>
```

9.2 xenc:EncryptedKey

When the encryption step involves encrypting elements or element contents within a SOAP envelope with a symmetric key, which is in turn to be encrypted by the recipient's key and embedded in the message, `<xenc:EncryptedKey>` MAY be used for carrying such an encrypted key. This sub-element MAY contain a manifest, that is, an `<xenc:ReferenceList>` element, that lists the portions to be decrypted with this key. The manifest MAY appear outside the `<xenc:EncryptedKey>` provided that the corresponding `xenc:EncryptedData` elements contain `<xenc:KeyInfo>` elements that reference the `<xenc:EncryptedKey>` element.. An element or element content to be encrypted by this encryption step MUST be replaced by a corresponding `<xenc:EncryptedData>` according to XML Encryption. All the `<xenc:EncryptedData>` elements created by this encryption step SHOULD be listed in the `<xenc:ReferenceList>` element inside this sub-element.

This construct is useful when encryption is done by a randomly generated symmetric key that is in turn encrypted by the recipient's public key. The following illustrates the use of this element:

```
<S11:Envelope xmlns:S11="..." xmlns:wsse="..." xmlns:wsu="..."
xmlns:ds="..." xmlns:xenc="...">
    <S11:Header>
        <wsse:Security>
              <xenc:EncryptedKey>
                ...
                <ds:KeyInfo>
                  <wsse:SecurityTokenReference>
                    <ds:X509IssuerSerial>
                      <ds:X509IssuerName>
                        DC=ACMECorp, DC=com
```


Copyright © OASIS Open 2002-2006. All Rights Reserved.

Exhibit 1046
Microsoft Corporation v. Edge Networking Systems, LLC

```
                        </ds:X509IssuerName>
<ds:X509SerialNumber>12345678</ds:X509SerialNumber>
                    </ds:X509IssuerSerial>
                  </wsse:SecurityTokenReference>
                </ds:KeyInfo>
                 ...
              </xenc:EncryptedKey>
  ...
        </wsse:Security>
    </S11:Header>
    <S11:Body>
        <xenc:EncryptedData Id="bodyID">
            <xenc:CipherData>
              <xenc:CipherValue>...</xenc:CipherValue>
            </xenc:CipherData>
        </xenc:EncryptedData>
    </S11:Body>
</S11:Envelope>
```

While XML Encryption specifies that `<xenc:EncryptedKey>` elements MAY be specified in `<xenc:EncryptedData>` elements, this specification strongly RECOMMENDS that `<xenc:EncryptedKey>` elements be placed in the `<wsse:Security>` header.

9.3 Encrypted Header

In order to be compliant with SOAP mustUnderstand processing guidelines and to prevent disclosure of information contained in attributes on a SOAP header block, this specification introduces an `<wsse11:EncryptedHeader>` element. This element contains exactly one `<xenc:EncryptedData>` element. This specification RECOMMENDS the use of `<wsse11:EncryptedHeader>` element for encrypting SOAP header blocks.

9.4 Processing Rules

Encrypted parts or using one of the sub-elements defined above MUST be in compliance with the XML Encryption specification. An encrypted SOAP envelope MUST still be a valid SOAP envelope. The message creator MUST NOT encrypt the `<S11:Header>, <S12:Header>`, `<S11:Envelope>, <S12:Envelope>`, or `<S11:Body>, <S12:Body>` elements but MAY encrypt child elements of either the `<S11:Header>, <S12:Header>` and `<S11:Body> or <S12:Body>` elements. Multiple steps of encryption MAY be added into a single `<wsse:Security>` header block if they are targeted for the same recipient.

When an element or element content inside a SOAP envelope (e.g. the contents of the `<S11:Body> or <S12:Body>` elements) are to be encrypted, it MUST be replaced by an `<xenc:EncryptedData>`, according to XML Encryption and it SHOULD be referenced from the `<xenc:ReferenceList>` element created by this encryption step. If the target of reference is an `EncryptedHeader` as defined in section 9.3 above, see processing rules defined in section 9.5.3 Encryption using EncryptedHeader and section 9.5.4 Decryption of EncryptedHeader below.

Copyright © OASIS Open 2002-2006. All Rights Reserved.

Exhibit 1046
Microsoft Corporation v. Edge Networking Systems, LLC

9.4.1 Encryption

The general steps (non-normative) for creating an encrypted SOAP message in compliance with this specification are listed below (note that use of `<xenc:ReferenceList>` is RECOMMENDED. Additionally, if the target of encryption is a SOAP header, processing rules defined in section 9.5.3 SHOULD be used).

- Create a new SOAP envelope.
- Create a `<wsse:Security>` header
- When an `<xenc:EncryptedKey>` is used, create a `<xenc:EncryptedKey>` sub-element of the `<wsse:Security>` element. This `<xenc:EncryptedKey>` sub-element SHOULD contain an `<xenc:ReferenceList>` sub-element, containing a `<xenc:DataReference>` to each `<xenc:EncryptedData>` element that was encrypted using that key.
- Locate data items to be encrypted, i.e., XML elements, element contents within the target SOAP envelope.
- Encrypt the data items as follows: For each XML element or element content within the target SOAP envelope, encrypt it according to the processing rules of the XML Encryption specification [XMLENC]. Each selected original element or element content MUST be removed and replaced by the resulting `<xenc:EncryptedData>` element.
- The optional `<ds:KeyInfo>` element in the `<xenc:EncryptedData>` element MAY reference another `<ds:KeyInfo>` element. Note that if the encryption is based on an attached security token, then a `<wsse:SecurityTokenReference>` element SHOULD be added to the `<ds:KeyInfo>` element to facilitate locating it.
- Create an `<xenc:DataReference>` element referencing the generated `<xenc:EncryptedData>` elements. Add the created `<xenc:DataReference>` element to the `<xenc:ReferenceList>`.
- Copy all non-encrypted data.

9.4.2 Decryption

On receiving a SOAP envelope containing encryption header elements, for each encryption header element the following general steps should be processed (this section is non-normative. Additionally, if the target of reference is an `EncryptedHeader`, processing rules as defined in section 9.5.4 below SHOULD be used):

1. Identify any decryption keys that are in the recipient's possession, then identifying any message elements that it is able to decrypt.
2. Locate the `<xenc:EncryptedData>` items to be decrypted (possibly using the `<xenc:ReferenceList>`).
3. Decrypt them as follows:
    a. For each element in the target SOAP envelope, decrypt it according to the processing rules of the XML Encryption specification and the processing rules listed above.
    b. If the decryption fails for some reason, applications MAY report the failure to the producer using the fault code defined in Section 12 Error Handling of this specification.

Copyright © OASIS Open 2002-2006. All Rights Reserved.

Exhibit 1046
Microsoft Corporation v. Edge Networking Systems, LLC

c. It is possible for overlapping portions of the SOAP message to be encrypted in such a way that they are intended to be decrypted by SOAP nodes acting in different Roles. In this case, the `<xenc:ReferenceList>` or `<xenc:EncryptedKey>` elements identifying these encryption operations will necessarily appear in different `<wsse:Security>` headers. Since SOAP does not provide any means of specifying the order in which different Roles will process their respective headers, this order is not specified by this specification and can only be determined by a prior agreement.

9.4.3 Encryption with EncryptedHeader

When it is required that an entire SOAP header block including the top-level element and its attributes be encrypted, the original header block SHOULD be replaced with a `<wsse11:EncryptedHeader>` element. The `<wsse11:EncryptedHeader>` element MUST contain the <xenc:EncryptedData> produced by encrypting the header block. A `wsu:Id` attribute MAY be added to the `<wsse11:EncryptedHeader>` element for referencing. If the referencing `<wsse:Security>` header block defines a value for the `<S12:mustUnderstand>` or `<S11:mustUnderstand>` attribute, that attribute and associated value MUST be copied to the `<wsse11:EncryptedHeader>` element. If the referencing `<wsse:Security>` header block defines a value for the `S12:role` or `S11:actor` attribute, that attribute and associated value MUST be copied to the `<wsse11:EncryptedHeader>` element. If the referencing `<wsse:Security>` header block defines a value for the `S12:relay` attribute, that attribute and associated value MUST be copied to the `<wsse11:EncryptedHeader>` element.

Any header block can be replaced with a corresponding `<wsse11:EncryptedHeader>` header block. This includes `<wsse:Security>` header blocks. (In this case, obviously if the encryption operation is specified in the same security header or in a security header targeted at a node which is reached after the node targeted by the `<wsse11:EncryptedHeader>` element, the decryption will not occur.)

In addition, `<wsse11:EncryptedHeader>` header blocks can be super-encrypted and replaced by other `<wsse11:EncryptedHeader>` header blocks (for wrapping/tunneling scenarios). Any `<wsse:Security>` header that encrypts a header block targeted to a particular actor SHOULD be targeted to that same actor, unless it is a security header.

9.4.4 Processing an EncryptedHeader

The processing model for `<wsse11:EncryptedHeader>` header blocks is as follows:

1. Resolve references to encrypted data specified in the `<wsse:Security>` header block targeted at this node. For each reference, perform the following steps.
2. If the referenced element does not have a qualified name of `<wsse11:EncryptedHeader>` then process as per section 9.5.2 Decryption and stop the processing steps here.
3. Otherwise, extract the `<xenc:EncryptedData>` element from the `<wsse11:EncryptedHeader>` element.

Copyright © OASIS Open 2002-2006. All Rights Reserved.

Exhibit 1046
Microsoft Corporation v. Edge Networking Systems, LLC

4. Decrypt the contents of the `<xenc:EncryptedData>` element as per section 9.5.2 Decryption and replace the `<wsse11:EncryptedHeader>` element with the decrypted contents.
5. Process the decrypted header block as per SOAP processing guidelines.

Alternatively, a processor may perform a pre-pass over the encryption references in the `<wsse:Security>` header:

1. Resolve references to encrypted data specified in the `<wsse:Security>` header block targeted at this node. For each reference, perform the following steps.
2. If a referenced element has a qualified name of `<wsse11:EncryptedHeader>` then replace the `<wsse11:EncryptedHeader>` element with the contained `<xenc:EncryptedData>` element and if present copy the value of the `wsu:Id` attribute from the `<wsse11:EncryptedHeader>` element to the `<xenc:EncryptedData>` element.
3. Process the `<wsse:Security>` header block as normal.

It should be noted that the results of decrypting a `<wsse11:EncryptedHeader>` header block could be another `<wsse11:EncryptedHeader>` header block. In addition, the result MAY be targeted at a different role than the role processing the `<wsse11:EncryptedHeader>` header block.

9.4.5 Processing the mustUnderstand attribute on EncryptedHeader

If the `S11:mustUnderstand` or `S12:mustUnderstand` attribute is specified on the `<wsse11:EncryptedHeader>` header block, and is true, then the following steps define what it means to "understand" the `<wsse11:EncryptedHeader>` header block:

1. The processor MUST be aware of this element and know how to decrypt and convert into the original header block. This DOES NOT REQUIRE that the process know that it has the correct keys or support the indicated algorithms.
2. The processor MUST, after decrypting the encrypted header block, process the decrypted header block according to the SOAP processing guidelines. The receiver MUST raise a fault if any content required to adequately process the header block remains encrypted or if the decrypted SOAP header is not understood and the value of the `S12:mustUnderstand` or `S11:mustUnderstand` attribute on the decrypted header block is true. Note that in order to comply with SOAP processing rules in this case, the processor must roll back any persistent effects of processing the security header, such as storing a received token.

Copyright © OASIS Open 2002-2006. All Rights Reserved.

Exhibit 1046
Microsoft Corporation v. Edge Networking Systems, LLC

10 Security Timestamps

It is often important for the recipient to be able to determine the *freshness* of security semantics. In some cases, security semantics may be so *stale* that the recipient may decide to ignore it. This specification does not provide a mechanism for synchronizing time. The assumption is that time is trusted or additional mechanisms, not described here, are employed to prevent replay. This specification defines and illustrates time references in terms of the `xsd:dateTime` type defined in XML Schema. It is RECOMMENDED that all time references use this type. All references MUST be in UTC time. Implementations MUST NOT generate time instants that specify leap seconds. If, however, other time types are used, then the `ValueType` attribute (described below) MUST be specified to indicate the data type of the time format. Requestors and receivers SHOULD NOT rely on other applications supporting time resolution finer than milliseconds.

The `<wsu:Timestamp>` element provides a mechanism for expressing the creation and expiration times of the security semantics in a message.

All times MUST be in UTC format as specified by the XML Schema type (dateTime). It should be noted that times support time precision as defined in the XML Schema specification.
The `<wsu:Timestamp>` element is specified as a child of the `<wsse:Security>` header and may only be present at most once per header (that is, per SOAP actor/role).

The ordering within the element is as illustrated below. The ordering of elements in the `<wsu:Timestamp>` element is fixed and MUST be preserved by intermediaries.
The schema outline for the `<wsu:Timestamp>` element is as follows:

```
<wsu:Timestamp wsu:Id="...">
    <wsu:Created ValueType="...">...</wsu:Created>
    <wsu:Expires  ValueType="...">...</wsu:Expires>
    ...
</wsu:Timestamp>
```

The following describes the attributes and elements listed in the schema above:

/wsu:Timestamp

This is the element for indicating security semantics timestamps.

/wsu:Timestamp/wsu:Created

This represents the creation time of the security semantics. This element is optional, but can only be specified once in a `<wsu:Timestamp>` element. Within the SOAP processing model, creation is the instant that the infoset is serialized for transmission. The creation time of the message SHOULD NOT differ substantially from its transmission time. The difference in time should be minimized.

Copyright © OASIS Open 2002-2006. All Rights Reserved.

Exhibit 1046
Microsoft Corporation v. Edge Networking Systems, LLC

/wsu:Timestamp/wsu:Expires

This element represents the expiration of the security semantics. This is optional, but can appear at most once in a `<wsu:Timestamp>` element. Upon expiration, the requestor asserts that its security semantics are no longer valid. It is strongly RECOMMENDED that recipients (anyone who processes this message) discard (ignore) any message whose security semantics have passed their expiration. A Fault code (`wsu:MessageExpired`) is provided if the recipient wants to inform the requestor that its security semantics were expired. A service MAY issue a Fault indicating the security semantics have expired.

/wsu:Timestamp/{any}

This is an extensibility mechanism to allow additional elements to be added to the element. Unrecognized elements SHOULD cause a fault.

/wsu:Timestamp/@wsu:Id

This optional attribute specifies an XML Schema ID that can be used to reference this element (the timestamp). This is used, for example, to reference the timestamp in a XML Signature.

/wsu:Timestamp/@{any}

This is an extensibility mechanism to allow additional attributes to be added to the element. Unrecognized attributes SHOULD cause a fault.

The expiration is relative to the requestor's clock. In order to evaluate the expiration time, recipients need to recognize that the requestor's clock may not be synchronized to the recipient's clock. The recipient, therefore, MUST make an assessment of the level of trust to be placed in the requestor's clock, since the recipient is called upon to evaluate whether the expiration time is in the past relative to the requestor's, not the recipient's, clock. The recipient may make a judgment of the requestor's likely current clock time by means not described in this specification, for example an out-of-band clock synchronization protocol. The recipient may also use the creation time and the delays introduced by intermediate SOAP roles to estimate the degree of clock skew.

The following example illustrates the use of the `<wsu:Timestamp>` element and its content.

```
<S11:Envelope xmlns:S11="..." xmlns:wsse="..." xmlns:wsu="...">
  <S11:Header>
    <wsse:Security>
      <wsu:Timestamp wsu:Id="timestamp">
         <wsu:Created>2001-09-13T08:42:00Z</wsu:Created>
         <wsu:Expires>2001-10-13T09:00:00Z</wsu:Expires>
      </wsu:Timestamp>
      ...
    </wsse:Security>
    ...
  </S11:Header>
  <S11:Body>
    ...
  </S11:Body>
```


Copyright © OASIS Open 2002-2006. All Rights Reserved.

Exhibit 1046
Microsoft Corporation v. Edge Networking Systems, LLC

```
</S11:Envelope>
```


Copyright © OASIS Open 2002-2006. All Rights Reserved.

Exhibit 1046
Microsoft Corporation v. Edge Networking Systems, LLC

11 Extended Example

The following sample message illustrates the use of security tokens, signatures, and encryption. For this example, the timestamp and the message body are signed prior to encryption. The decryption transformation is not needed as the signing/encryption order is specified within the `<wsse:Security>` header.

```
(001) <?xml version="1.0" encoding="utf-8"?>
(002) <S11:Envelope xmlns:S11="..." xmlns:wsse="..." xmlns:wsu="..."
xmlns:xenc="..." xmlns:ds="...">
(003)   <S11:Header>
(004)      <wsse:Security>
(005)         <wsu:Timestamp wsu:Id="T0">
(006)           <wsu:Created>
(007)                   2001-09-13T08:42:00Z</wsu:Created>
(008)         </wsu:Timestamp>
(009)
(010)         <wsse:BinarySecurityToken
                     ValueType="...#X509v3"
                     wsu:Id="X509Token"
                     EncodingType="...#Base64Binary">
(011)         MIIEZzCCA9CgAwIBAgIQEmtJZc0rqrKh5i...
(012)         </wsse:BinarySecurityToken>
(013)         <xenc:EncryptedKey>
(014)             <xenc:EncryptionMethod Algorithm=
                        "http://www.w3.org/2001/04/xmlenc#rsa-1_5"/>
(015)             <ds:KeyInfo>
                       <wsse:SecurityTokenReference>
(016)                <wsse:KeyIdentifier
                         EncodingType="...#Base64Binary"
                      ValueType="...#X509v3">MIGfMa0GCSq...
(017)                </wsse:KeyIdentifier>
                      </wsse:SecurityTokenReference>
(018)             </ds:KeyInfo>
(019)             <xenc:CipherData>
(020)                <xenc:CipherValue>d2FpbmdvbGRfE0lm4byV0...
(021)                </xenc:CipherValue>
(022)             </xenc:CipherData>
(023)             <xenc:ReferenceList>
(024)                 <xenc:DataReference URI="#enc1"/>
(025)             </xenc:ReferenceList>
(026)         </xenc:EncryptedKey>
(027)         <ds:Signature>
(028)            <ds:SignedInfo>
(029)               <ds:CanonicalizationMethod
                  Algorithm="http://www.w3.org/2001/10/xml-exc-c14n#"/>
(030)               <ds:SignatureMethod
               Algorithm="http://www.w3.org/2000/09/xmldsig#rsa-sha1"/>
(031)               <ds:Reference URI="#T0">
(032)                  <ds:Transforms>
```


Copyright © OASIS Open 2002-2006. All Rights Reserved.

Exhibit 1046
Microsoft Corporation v. Edge Networking Systems, LLC

```
(033)                      <ds:Transform
                    Algorithm="http://www.w3.org/2001/10/xml-exc-c14n#"/>
(034)                  </ds:Transforms>
(035)                  <ds:DigestMethod
                     Algorithm="http://www.w3.org/2000/09/xmldsig#sha1"/>
(036)                  <ds:DigestValue>LyLsF094hPi4wPU...
(037)                   </ds:DigestValue>
(038)                </ds:Reference>
(039)                <ds:Reference URI="#body">
(040)                  <ds:Transforms>
(041)                      <ds:Transform
                    Algorithm="http://www.w3.org/2001/10/xml-exc-c14n#"/>
(042)                  </ds:Transforms>
(043)                  <ds:DigestMethod
                     Algorithm="http://www.w3.org/2000/09/xmldsig#sha1"/>
(044)                  <ds:DigestValue>LyLsF094hPi4wPU...
(045)                   </ds:DigestValue>
(046)                </ds:Reference>
(047)             </ds:SignedInfo>
(048)             <ds:SignatureValue>
(049)                      Hp1ZkmFZ/2kQLXDJbchm5gK...
(050)             </ds:SignatureValue>
(051)             <ds:KeyInfo>
(052)                 <wsse:SecurityTokenReference>
(053)                     <wsse:Reference URI="#X509Token"/>
(054)                 </wsse:SecurityTokenReference>
(055)             </ds:KeyInfo>
(056)          </ds:Signature>
(057)       </wsse:Security>
(058)    </S11:Header>
(059)    <S11:Body wsu:Id="body">
(060)       <xenc:EncryptedData
                    Type="http://www.w3.org/2001/04/xmlenc#Element"
                    wsu:Id="enc1">
(061)          <xenc:EncryptionMethod
               Algorithm="http://www.w3.org/2001/04/xmlenc#tripledes-
cbc"/>
(062)          <xenc:CipherData>
(063)             <xenc:CipherValue>d2FpbmdvbGRfE0lm4byV0...
(064)             </xenc:CipherValue>
(065)          </xenc:CipherData>
(066)       </xenc:EncryptedData>
(067)    </S11:Body>
(068) </S11:Envelope>
```

Let's review some of the key sections of this example:
Lines (003)-(058) contain the SOAP message headers.

Lines (004)-(057) represent the `<wsse:Security>` header block. This contains the security-related information for the message.

Lines (005)-(008) specify the timestamp information. In this case it indicates the creation time of the security semantics.

Copyright © OASIS Open 2002-2006. All Rights Reserved.

Exhibit 1046
Microsoft Corporation v. Edge Networking Systems, LLC

Lines (010)-(012) specify a security token that is associated with the message. In this case, it specifies an X.509 certificate that is encoded as Base64. Line (011) specifies the actual Base64 encoding of the certificate.

Lines (013)-(026) specify the key that is used to encrypt the body of the message. Since this is a symmetric key, it is passed in an encrypted form. Line (014) defines the algorithm used to encrypt the key. Lines (015)-(018) specify the identifier of the key that was used to encrypt the symmetric key. Lines (019)-(022) specify the actual encrypted form of the symmetric key. Lines (023)-(025) identify the encryption block in the message that uses this symmetric key. In this case it is only used to encrypt the body (Id="enc1").

Lines (027)-(056) specify the digital signature. In this example, the signature is based on the X.509 certificate. Lines (028)-(047) indicate what is being signed. Specifically, line (039) references the message body.

Lines (048)-(050) indicate the actual signature value – specified in Line (043).

Lines (052)-(054) indicate the key that was used for the signature. In this case, it is the X.509 certificate included in the message. Line (053) provides a URI link to the Lines (010)-(012). The body of the message is represented by Lines (059)-(067).

Lines (060)-(066) represent the encrypted metadata and form of the body using XML Encryption. Line (060) indicates that the "element value" is being replaced and identifies this encryption. Line (061) specifies the encryption algorithm – Triple-DES in this case. Lines (063)-(064) contain the actual cipher text (i.e., the result of the encryption). Note that we don't include a reference to the key as the key references this encryption – Line (024).

Copyright © OASIS Open 2002-2006. All Rights Reserved.

Exhibit 1046
Microsoft Corporation v. Edge Networking Systems, LLC

12 Error Handling

There are many circumstances where an *error* can occur while processing security information. For example:

- Invalid or unsupported type of security token, signing, or encryption
- Invalid or unauthenticated or unauthenticatable security token
- Invalid signature
- Decryption failure
- Referenced security token is unavailable
- Unsupported namespace

If a service does not perform its normal operation because of the contents of the Security header, then that MAY be reported using SOAP's Fault Mechanism. This specification does not mandate that faults be returned as this could be used as part of a denial of service or cryptographic attack. We combine signature and encryption failures to mitigate certain types of attacks.

If a failure is returned to a producer then the failure MUST be reported using the SOAP Fault mechanism. The following tables outline the predefined security fault codes. The "unsupported" classes of errors are as follows. Note that the reason text provided below is RECOMMENDED, but alternative text MAY be provided if more descriptive or preferred by the implementation. The tables below are defined in terms of SOAP 1.1. For SOAP 1.2, the Fault/Code/Value is `env:Sender` (as defined in SOAP 1.2) and the Fault/Code/Subcode/Value is the *faultcode* below and the Fault/Reason/Text is the *faultstring* below.

Error that occurred (faultstring)	faultcode
An unsupported token was provided	wsse:UnsupportedSecurityToken
An unsupported signature or encryption algorithm was used	wsse:UnsupportedAlgorithm

The "failure" class of errors are:

Error that occurred (faultstring)	faultcode
An error was discovered processing the `<wsse:Security>` header.	wsse:InvalidSecurity
An invalid security token was provided	wsse:InvalidSecurityToken
The security token could not be authenticated or authorized	wsse:FailedAuthentication

Copyright © OASIS Open 2002-2006. All Rights Reserved.

Exhibit 1046
Microsoft Corporation v. Edge Networking Systems, LLC

The signature or decryption was invalid	wsse:FailedCheck
Referenced security token could not be retrieved	wsse:SecurityTokenUnavailable
The message has expired	wsse:MessageExpired

Copyright © OASIS Open 2002-2006. All Rights Reserved.

Exhibit 1046
Microsoft Corporation v. Edge Networking Systems, LLC

13 Security Considerations

As stated in the Goals and Requirements section of this document, this specification is meant to provide extensible framework and flexible syntax, with which one could implement various security mechanisms. This framework and syntax by itself *does not provide any guarantee of security.* When implementing and using this framework and syntax, one must make every effort to ensure that the result is not vulnerable to any one of a wide range of attacks.

13.1 General Considerations

It is not feasible to provide a comprehensive list of security considerations for such an extensible set of mechanisms. A complete security analysis MUST be conducted on specific solutions based on this specification. Below we illustrate some of the security concerns that often come up with protocols of this type, but we stress that this *is not an exhaustive list of concerns.*

- freshness guarantee (e.g., the danger of replay, delayed messages and the danger of relying on timestamps assuming secure clock synchronization)
- proper use of digital signature and encryption (signing/encrypting critical parts of the message, interactions between signatures and encryption), i.e., signatures on (content of) encrypted messages leak information when in plain-text)
- protection of security tokens (integrity)
- certificate verification (including revocation issues)
- the danger of using passwords without outmost protection (i.e. dictionary attacks against passwords, replay, insecurity of password derived keys, ...)
- the use of randomness (or strong pseudo-randomness)
- interaction between the security mechanisms implementing this standard and other system component
- man-in-the-middle attacks
- PKI attacks (i.e. identity mix-ups)

There are other security concerns that one may need to consider in security protocols. The list above should not be used as a "check list" instead of a comprehensive security analysis. The next section will give a few details on some of the considerations in this list.

13.2 Additional Considerations

13.2.1 Replay

Digital signatures alone do not provide message authentication. One can record a signed message and resend it (a replay attack).It is strongly RECOMMENDED that messages include digitally signed elements to allow message recipients to detect replays of the message when the

Copyright © OASIS Open 2002-2006. All Rights Reserved.

Exhibit 1046
Microsoft Corporation v. Edge Networking Systems, LLC

messages are exchanged via an open network. These can be part of the message or of the headers defined from other SOAP extensions. Four typical approaches are: Timestamp, Sequence Number, Expirations and Message Correlation. Signed timestamps MAY be used to keep track of messages (possibly by caching the most recent timestamp from a specific service) and detect replays of previous messages. It is RECOMMENDED that timestamps be cached for a given period of time, as a guideline, a value of five minutes can be used as a minimum to detect replays, and that timestamps older than that given period of time set be rejected in interactive scenarios.

13.2.2 Combining Security Mechanisms

This specification defines the use of XML Signature and XML Encryption in SOAP headers. As one of the building blocks for securing SOAP messages, it is intended to be used in conjunction with other security techniques. Digital signatures need to be understood in the context of other security mechanisms and possible threats to an entity.

Implementers should also be aware of all the security implications resulting from the use of digital signatures in general and XML Signature in particular. When building trust into an application based on a digital signature there are other technologies, such as certificate evaluation, that must be incorporated, but these are outside the scope of this document.

As described in XML Encryption, the combination of signing and encryption over a common data item may introduce some cryptographic vulnerability. For example, encrypting digitally signed data, while leaving the digital signature in the clear, may allow plain text guessing attacks.

13.2.3 Challenges

When digital signatures are used for verifying the claims pertaining to the sending entity, the producer must demonstrate knowledge of the confirmation key. One way to achieve this is to use a challenge-response type of protocol. Such a protocol is outside the scope of this document. To this end, the developers can attach timestamps, expirations, and sequences to messages.

13.2.4 Protecting Security Tokens and Keys

Implementers should be aware of the possibility of a token substitution attack. In any situation where a digital signature is verified by reference to a token provided in the message, which specifies the key, it may be possible for an unscrupulous producer to later claim that a different token, containing the same key, but different information was intended.
An example of this would be a user who had multiple X.509 certificates issued relating to the same key pair but with different attributes, constraints or reliance limits. Note that the signature of the token by its issuing authority does not prevent this attack. Nor can an authority effectively prevent a different authority from issuing a token over the same key if the user can prove possession of the secret.

The most straightforward counter to this attack is to insist that the token (or its unique identifying data) be included under the signature of the producer. If the nature of the application is such that the contents of the token are irrelevant, assuming it has been issued by a trusted authority, this

Copyright © OASIS Open 2002-2006. All Rights Reserved.

Exhibit 1046
Microsoft Corporation v. Edge Networking Systems, LLC

attack may be ignored. However because application semantics may change over time, best practice is to prevent this attack.

Requestors should use digital signatures to sign security tokens that do not include signatures (or other protection mechanisms) to ensure that they have not been altered in transit. It is strongly RECOMMENDED that all relevant and immutable message content be signed by the producer. Receivers SHOULD only consider those portions of the document that are covered by the producer's signature as being subject to the security tokens in the message. Security tokens appearing in `<wsse:Security>` header elements SHOULD be signed by their issuing authority so that message receivers can have confidence that the security tokens have not been forged or altered since their issuance. It is strongly RECOMMENDED that a message producer sign any `<wsse:SecurityToken>` elements that it is confirming and that are not signed by their issuing authority.

When a requester provides, within the request, a Public Key to be used to encrypt the response, it is possible that an attacker in the middle may substitute a different Public Key, thus allowing the attacker to read the response. The best way to prevent this attack is to bind the encryption key in some way to the request. One simple way of doing this is to use the same key pair to sign the request as to encrypt the response. However, if policy requires the use of distinct key pairs for signing and encryption, then the Public Key provided in the request should be included under the signature of the request.

13.2.5 Protecting Timestamps and Ids

In order to *trust* `wsu:Id` attributes and `<wsu:Timestamp>` elements, they SHOULD be signed using the mechanisms outlined in this specification. This allows readers of the IDs and timestamps information to be certain that the IDs and timestamps haven't been forged or altered in any way. It is strongly RECOMMENDED that IDs and timestamp elements be signed.

13.2.6 Protecting against removal and modification of XML Elements

XML Signatures using Shorthand XPointer References (AKA IDREF) protect against the removal and modification of XML elements; but do not protect the location of the element within the XML Document.

Whether or not this is a security vulnerability depends on whether the location of the signed data within its surrounding context has any semantic import. This consideration applies to data carried in the SOAP Body or the Header.

Of particular concern is the ability to relocate signed data into a SOAP Header block which is unknown to the receiver and marked mustUnderstand="false". This could have the effect of causing the receiver to ignore signed data which the sender expected would either be processed or result in the generation of a MustUnderstand fault.

A similar exploit would involve relocating signed data into a SOAP Header block targeted to a S11:actor or S12:role other than that which the sender intended, and which the receiver will not process.

Copyright © OASIS Open 2002-2006. All Rights Reserved.

Exhibit 1046
Microsoft Corporation v. Edge Networking Systems, LLC

While these attacks could apply to any portion of the message, their effects are most pernicious with SOAP header elements which may not always be present, but must be processed whenever they appear.

In the general case of XML Documents and Signatures, this issue may be resolved by signing the entire XML Document and/or strict XML Schema specification and enforcement. However, because elements of the SOAP message, particularly header elements, may be legitimately modified by SOAP intermediaries, this approach is usually not appropriate. It is RECOMMENDED that applications signing any part of the SOAP body sign the entire body.

Alternatives countermeasures include (but are not limited to):

- References using XPath transforms with Absolute Path expressions with checks performed by the receiver that the URI and Absolute Path XPath expression evaluate to the digested nodeset.
- A Reference using an XPath transform to include any significant location-dependent elements and exclude any elements that might legitimately be removed, added, or altered by intermediaries,
- Using only References to elements with location-independent semantics,
- Strict policy specification and enforcement regarding which message parts are to be signed. For example:
    - Requiring that the entire SOAP Body and all children of SOAP Header be signed,
    - Requiring that SOAP header elements which are marked `MustUnderstand="false"` and have signed descendants MUST include the `MustUnderstand` attribute under the signature.

13.2.7 Detecting Duplicate Identifiers

The `<wsse:Security>` processing SHOULD check for duplicate values from among the set of ID attributes that it is aware of. The wsse:Security processing MUST generate a fault if a duplicate ID value is detected.

This section is non-normative.

Copyright © OASIS Open 2002-2006. All Rights Reserved.

Exhibit 1046
Microsoft Corporation v. Edge Networking Systems, LLC

14 Interoperability Notes

Based on interoperability experiences with this and similar specifications, the following list highlights several common areas where interoperability issues have been discovered. Care should be taken when implementing to avoid these issues. It should be noted that some of these may seem "obvious", but have been problematic during testing.

- **Key Identifiers:** Make sure you understand the algorithm and how it is applied to security tokens.
- **EncryptedKey:** The `<xenc:EncryptedKey>` element from XML Encryption requires a Type attribute whose value is one of a pre-defined list of values. Ensure that a correct value is used.
- **Encryption Padding:** The XML Encryption random block cipher padding has caused issues with certain decryption implementations; be careful to follow the specifications exactly.
- **IDs:** The specification recognizes three specific ID elements: the global `wsu:Id` attribute and the local `ID` attributes on XML Signature and XML Encryption elements (because the latter two do not allow global attributes). If any other element does not allow global attributes, it cannot be directly signed using an ID reference. Note that the global attribute `wsu:Id` MUST carry the namespace specification.
- **Time Formats:** This specification uses a restricted version of the XML Schema `xsd:dateTime` element. Take care to ensure compliance with the specified restrictions.
- **Byte Order Marker (BOM):** Some implementations have problems processing the BOM marker. It is suggested that usage of this be optional.
- **SOAP, WSDL, HTTP:** Various interoperability issues have been seen with incorrect SOAP, WSDL, and HTTP semantics being applied. Care should be taken to carefully adhere to these specifications and any interoperability guidelines that are available.

This section is non-normative.

Copyright © OASIS Open 2002-2006. All Rights Reserved.

Exhibit 1046
Microsoft Corporation v. Edge Networking Systems, LLC

15 Privacy Considerations

In the context of this specification, we are only concerned with potential privacy violation by the security elements defined here. Privacy of the content of the payload message is out of scope. Producers or sending applications should be aware that claims, as collected in security tokens, are typically personal information, and should thus only be sent according to the producer's privacy policies. Future standards may allow privacy obligations or restrictions to be added to this data. Unless such standards are used, the producer must ensure by out-of-band means that the recipient is bound to adhering to all restrictions associated with the data, and the recipient must similarly ensure by out-of-band means that it has the necessary consent for its intended processing of the data.

If claim data are visible to intermediaries, then the policies must also allow the release to these intermediaries. As most personal information cannot be released to arbitrary parties, this will typically require that the actors are referenced in an identifiable way; such identifiable references are also typically needed to obtain appropriate encryption keys for the intermediaries.
If intermediaries add claims, they should be guided by their privacy policies just like the original producers.

Intermediaries may also gain traffic information from a SOAP message exchange, e.g., who communicates with whom at what time. Producers that use intermediaries should verify that releasing this traffic information to the chosen intermediaries conforms to their privacy policies.

This section is non-normative.

Copyright © OASIS Open 2002-2006. All Rights Reserved.

Exhibit 1046
Microsoft Corporation v. Edge Networking Systems, LLC

16 References

[GLOSS] Informational RFC 2828, "Internet Security Glossary," May 2000.

[KERBEROS] J. Kohl and C. Neuman, "The Kerberos Network Authentication Service (V5)," RFC 1510, September 1993, http://www.ietf.org/rfc/rfc1510.txt .

[KEYWORDS] S. Bradner, "Key words for use in RFCs to Indicate Requirement Levels," RFC 2119, Harvard University, March 1997.

[SHA-1] FIPS PUB 180-1. Secure Hash Standard. U.S. Department of Commerce / National Institute of Standards and Technology. http://csrc.nist.gov/publications/fips/fips180-1/fip180-1.txt

[SOAP11] W3C Note, "SOAP: Simple Object Access Protocol 1.1," 08 May 2000.

[SOAP12] W3C Recommendation, "SOAP Version 1.2 Part 1: Messaging Framework", 23 June 2003.

[SOAPSEC] W3C Note, "SOAP Security Extensions: Digital Signature," 06 February 2001.

[URI] T. Berners-Lee, R. Fielding, L. Masinter, "Uniform Resource Identifiers (URI): Generic Syntax," RFC 3986, MIT/LCS, Day Software, Adobe Systems, January 2005.

[XPATH] W3C Recommendation, "XML Path Language", 16 November 1999

The following are non-normative references included for background and related material:

[WS-SECURITY] "Web Services Security Language", IBM, Microsoft, VeriSign, April 2002.
"WS-Security Addendum", IBM, Microsoft, VeriSign, August 2002.
"WS-Security XML Tokens", IBM, Microsoft, VeriSign, August 2002.

[XMLC14N] W3C Recommendation, "Canonical XML Version 1.0," 15 March 2001.

[EXCC14N] W3C Recommendation, "Exclusive XML Canonicalization Version 1.0," 8 July 2002.

[XMLENC] W3C Working Draft, "XML Encryption Syntax and Processing," 04 March 2002.

W3C Recommendation, “Decryption Transform for XML Signature”, 10 December 2002.

[XML-ns] W3C Recommendation, "Namespaces in XML," 14 January 1999.

[XMLSCHEMA] W3C Recommendation, "XML Schema Part 1: Structures,"2 May 2001.
W3C Recommendation, "XML Schema Part 2: Datatypes," 2 May 2001.

[XMLSIG] D. Eastlake, J. R., D. Solo, M. Bartel, J. Boyer , B. Fox , E. Simon. *XML-Signature Syntax and Processing*, W3C Recommendation, 12 February 2002.

Copyright © OASIS Open 2002-2006. All Rights Reserved.

Exhibit 1046
Microsoft Corporation v. Edge Networking Systems, LLC

[X509] S. Santesson, et al,"Internet X.509 Public Key Infrastructure Qualified Certificates Profile," http://www.itu.int/rec/recommendation.asp?type=items&lang=e&parent=T-REC-X.509-200003-I

[WSS-SAML] OASIS Working Draft 06, "Web Services Security SAML Token Profile", 21 February 2003

[WSS-XrML] OASIS Working Draft 03, "Web Services Security XrML Token Profile", 30 January 2003

[WSS-X509] OASIS, “Web Services Security X.509 Certificate Token Profile”, 19 January 2004, http://www.docs.oasis-open.org/wss/2004/01/oasis-200401-wss-x509-token-profile-1.0

[WSSKERBEROS] OASIS Working Draft 03, "Web Services Security Kerberos Profile", 30 January 2003

[WSSUSERNAME] OASIS,”Web Services Security UsernameToken Profile” 19 January 2004, http://www.docs.oasis-open.org/wss/2004/01/oasis-200401-wss-username-token-profile-1.0

[WSS-XCBF] OASIS Working Draft 1.1, "Web Services Security XCBF Token Profile", 30 March 2003

[XMLID] W3C Recommmendation, “xml:id Version 1.0”, 9 September 2005.

[XPOINTER] "XML Pointer Language (XPointer) Version 1.0, Candidate Recommendation", DeRose, Maler, Daniel, 11 September 2001.

Copyright © OASIS Open 2002-2006. All Rights Reserved.

Exhibit 1046
Microsoft Corporation v. Edge Networking Systems, LLC

Appendix A: Acknowledgements

Current Contributors:

Michael	Hu	Actional
Maneesh	Sahu	Actional
Duane	Nickull	Adobe Systems
Gene	Thurston	AmberPoint
Frank	Siebenlist	Argonne National Laboratory
Hal	Lockhart	BEA Systems
Denis	Pilipchuk	BEA Systems
Corinna	Witt	BEA Systems
Steve	Anderson	BMC Software
Rich	Levinson	Computer Associates
Thomas	DeMartini	ContentGuard
Merlin	Hughes	Cybertrust
Dale	Moberg	Cyclone Commerce
Rich	Salz	Datapower
Sam	Wei	EMC
Dana S.	Kaufman	Forum Systems
Toshihiro	Nishimura	Fujitsu
Kefeng	Chen	GeoTrust
Irving	Reid	Hewlett-Packard
Kojiro	Nakayama	Hitachi
Paula	Austel	IBM
Derek	Fu	IBM
Maryann	Hondo	IBM
Kelvin	Lawrence	IBM
Michael	McIntosh	IBM
Anthony	Nadalin	IBM
Nataraj	Nagaratnam	IBM
Bruce	Rich	IBM
Ron	Williams	IBM
Don	Flinn	Individual
Kate	Cherry	Lockheed Martin
Paul	Cotton	Microsoft
Vijay	Gajjala	Microsoft
Martin	Gudgin	Microsoft
Chris	Kaler	Microsoft
Frederick	Hirsch	Nokia
Abbie	Barbir	Nortel
Prateek	Mishra	Oracle
Vamsi	Motukuru	Oracle
Ramana	Turlapi	Oracle
Ben	Hammond	RSA Security

Copyright © OASIS Open 2002-2006. All Rights Reserved.

Exhibit 1046
Microsoft Corporation v. Edge Networking Systems, LLC

Rob	Philpott	RSA Security
Blake	Dournaee	Sarvega
Sundeep	Peechu	Sarvega
Coumara	Radja	Sarvega
Pete	Wenzel	SeeBeyond
Manveen	Kaur	Sun Microsystems
Ronald	Monzillo	Sun Microsystems
Jan	Alexander	Systinet
Symon	Chang	TIBCO Software
John	Weiland	US Navy
Hans	Granqvist	VeriSign
Phillip	Hallam-Baker	VeriSign
Hemma	Prafullchandra	VeriSign

2316 **Previous Contributors:**

Pete	Dapkus	BEA
Guillermo	Lao	ContentGuard
TJ	Pannu	ContentGuard
Xin	Wang	ContentGuard
Shawn	Sharp	Cyclone Commerce
Ganesh	Vaideeswaran	Documentum
Tim	Moses	Entrust
Carolina	Canales-Valenzuela	Ericsson
Tom	Rutt	Fujitsu
Yutaka	Kudo	Hitachi
Jason	Rouault	HP
Bob	Blakley	IBM
Joel	Farrell	IBM
Satoshi	Hada	IBM
Hiroshi	Maruyama	IBM
David	Melgar	IBM
Kent	Tamura	IBM
Wayne	Vicknair	IBM
Phil	Griffin	Individual
Mark	Hayes	Individual
John	Hughes	Individual
Peter	Rostin	Individual
Davanum	Srinivas	Individual
Bob	Morgan	Individual/Internet
Bob	Atkinson	Microsof
Keith	Ballinger	Microsoft
Allen	Brown	Microsoft
Giovanni	Della-Libera	Microsoft
Alan	Geller	Microsoft
Johannes	Klein	Microsoft

Copyright © OASIS Open 2002-2006. All Rights Reserved.

Exhibit 1046
Microsoft Corporation v. Edge Networking Systems, LLC

Scott	Konersmann	Microsoft
Chris	Kurt	Microsoft
Brian	LaMacchia	Microsoft
Paul	Leach	Microsoft
John	Manferdelli	Microsoft
John	Shewchuk	Microsoft
Dan	Simon	Microsoft
Hervey	Wilson	Microsoft
Jeff	Hodges	Neustar
Senthil	Sengodan	Nokia
Lloyd	Burch	Novell
Ed	Reed	Novell
Charles	Knouse	Oblix
Vipin	Samar	Oracle
Jerry	Schwarz	Oracle
Eric	Gravengaard	Reactivity
Andrew	Nash	Reactivity
Stuart	King	Reed Elsevier
Martijn	de Boer	SAP
Jonathan	Tourzan	Sony
Yassir	Elley	Sun
Michael	Nguyen	The IDA of Singapore
Don	Adams	TIBCO
Morten	Jorgensen	Vordel

Copyright © OASIS Open 2002-2006. All Rights Reserved.

Exhibit 1046
Microsoft Corporation v. Edge Networking Systems, LLC

Appendix B: Revision History

Rev	Date	By Whom	What

This section is non-normative.

Copyright © OASIS Open 2002-2006. All Rights Reserved.

Exhibit 1046
Microsoft Corporation v. Edge Networking Systems, LLC

Appendix C: Utility Elements and Attributes

These specifications define several elements, attributes, and attribute groups which can be re-used by other specifications. This appendix provides an overview of these *utility* components. It should be noted that the detailed descriptions are provided in the specification and this appendix will reference these sections as well as calling out other aspects not documented in the specification.

16.1 Identification Attribute

There are many situations where elements within SOAP messages need to be referenced. For example, when signing a SOAP message, selected elements are included in the signature. XML Schema Part 2 provides several built-in data types that may be used for identifying and referencing elements, but their use requires that consumers of the SOAP message either have or are able to obtain the schemas where the identity or reference mechanisms are defined. In some circumstances, for example, intermediaries, this can be problematic and not desirable.

Consequently a mechanism is required for identifying and referencing elements, based on the SOAP foundation, which does not rely upon complete schema knowledge of the context in which an element is used. This functionality can be integrated into SOAP processors so that elements can be identified and referred to without dynamic schema discovery and processing.

This specification specifies a namespace-qualified global attribute for identifying an element which can be applied to any element that either allows arbitrary attributes or specifically allows this attribute. This is a general purpose mechanism which can be re-used as needed.
A detailed description can be found in Section 4.0 ID References.

This section is non-normative.

16.2 Timestamp Elements

The specification defines XML elements which may be used to express timestamp information such as creation and expiration. While defined in the context of message security, these elements can be re-used wherever these sorts of time statements need to be made.

The elements in this specification are defined and illustrated using time references in terms of the *dateTime* type defined in XML Schema. It is RECOMMENDED that all time references use this type for interoperability. It is further RECOMMENDED that all references be in UTC time for increased interoperability. If, however, other time types are used, then the `ValueType` attribute MUST be specified to indicate the data type of the time format.
The following table provides an overview of these elements:

Element	Description
<wsu:Created>	This element is used to indicate the creation time associated with the enclosing context.

Copyright © OASIS Open 2002-2006. All Rights Reserved.

Exhibit 1046
Microsoft Corporation v. Edge Networking Systems, LLC

<wsu:Expires>	This element is used to indicate the expiration time associated with the enclosing context.

A detailed description can be found in Section 10.

This section is non-normative.

16.3 General Schema Types

The schema for the utility aspects of this specification also defines some general purpose schema elements. While these elements are defined in this schema for use with this specification, they are general purpose definitions that may be used by other specifications as well.

Specifically, the following schema elements are defined and can be re-used:

Schema Element	Description
wsu:commonAtts attribute group	This attribute group defines the common attributes recommended for elements. This includes the `wsu:Id` attribute as well as extensibility for other namespace qualified attributes.
wsu:AttributedDateTime type	This type extends the XML Schema dateTime type to include the common attributes.
wsu:AttributedURI type	This type extends the XML Schema anyURI type to include the common attributes.

This section is non-normative.

Copyright © OASIS Open 2002-2006. All Rights Reserved.

Exhibit 1046
Microsoft Corporation v. Edge Networking Systems, LLC

Appendix D: SecurityTokenReference Model

This appendix provides a non-normative overview of the usage and processing models for the `<wsse:SecurityTokenReference>` element.

There are several motivations for introducing the `<wsse:SecurityTokenReference>` element:

- The XML Signature reference mechanisms are focused on "key" references rather than general token references.
- The XML Signature reference mechanisms utilize a fairly closed schema which limits the extensibility that can be applied.
- There are additional types of general reference mechanisms that are needed, but are not covered by XML Signature.
- There are scenarios where a reference may occur outside of an XML Signature and the XML Signature schema is not appropriate or desired.
- The XML Signature references may include aspects (e.g. transforms) that may not apply to all references.

The following use cases drive the above motivations:

Local Reference – A security token, that is included in the message in the `<wsse:Security>` header, is associated with an XML Signature. The figure below illustrates this:

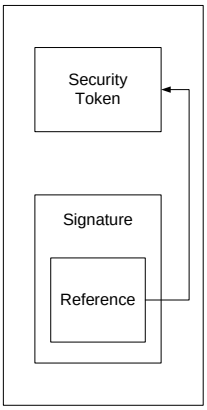

Copyright © OASIS Open 2002-2006. All Rights Reserved.

Exhibit 1046
Microsoft Corporation v. Edge Networking Systems, LLC

Remote Reference – A security token, that is not included in the message but may be available at a specific URI, is associated with an XML Signature. The figure below illustrates this:

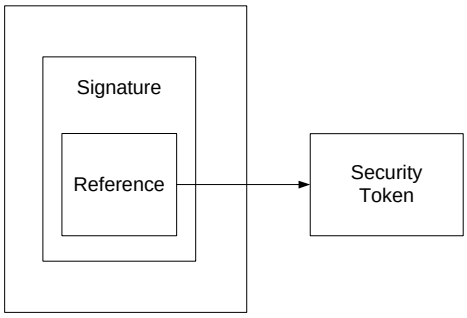

Key Identifier – A security token, which is associated with an XML Signature and identified using a known value that is the result of a well-known function of the security token (defined by the token format or profile). The figure below illustrates this where the token is located externally:

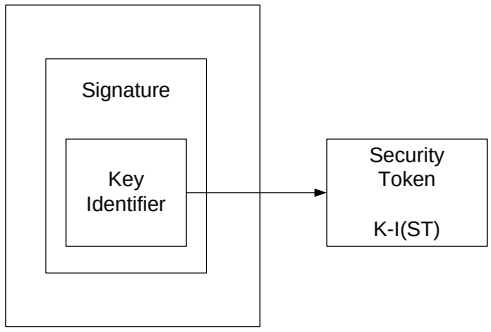

Key Name – A security token is associated with an XML Signature and identified using a known value that represents a "name" assertion within the security token (defined by the token format or profile). The figure below illustrates this where the token is located externally:

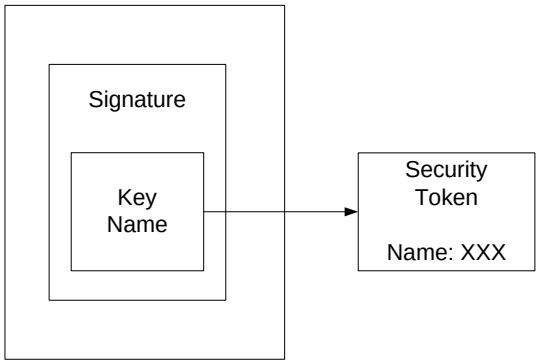

Format-Specific References – A security token is associated with an XML Signature and identified using a mechanism specific to the token (rather than the general mechanisms

Copyright © OASIS Open 2002-2006. All Rights Reserved.

Exhibit 1046
Microsoft Corporation v. Edge Networking Systems, LLC

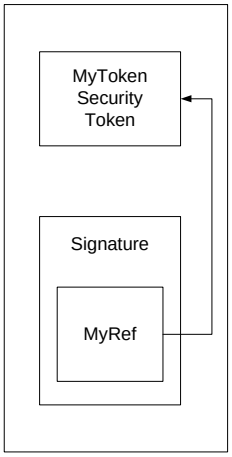

described above). The figure below illustrates this:

Non-Signature References – A message may contain XML that does not represent an XML

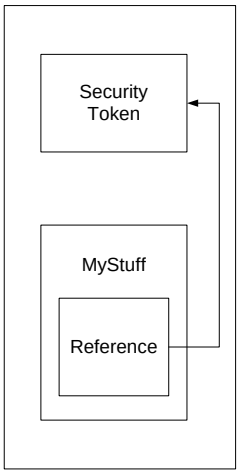

signature, but may reference a security token (which may or may not be included in the message). The figure below illustrates this:

All conformant implementations must be able to process the `<wsse:SecurityTokenReference>` element. However, they are not required to support all of the different types of references.

The reference may include a `wsse11:TokenType` attribute which provides a "hint" for the type of desired token.

If multiple sub-elements are specified, together they describe the reference for the token.
There are several challenges that implementations face when trying to interoperate:
ID References – The underlying XML referencing mechanism using the XML base type of ID provides a simple straightforward XML element reference. However, because this is an XML type, it can be bound to *any* attribute. Consequently in order to process the IDs and references requires the recipient to *understand* the schema. This may be an expensive task and in the general case impossible as there is no way to know the "schema location" for a specific namespace URI.

Copyright © OASIS Open 2002-2006. All Rights Reserved.

Exhibit 1046
Microsoft Corporation v. Edge Networking Systems, LLC

Ambiguity – The primary goal of a reference is to uniquely identify the desired token. ID references are, by definition, unique by XML. However, other mechanisms such as "principal name" are not required to be unique and therefore such references may be unique.
The XML Signature specification defines a `<ds:KeyInfo>` element which is used to provide information about the "key" used in the signature. For token references within signatures, it is recommended that the `<wsse:SecurityTokenReference>` be placed within the `<ds:KeyInfo>`. The XML Signature specification also defines mechanisms for referencing keys by identifier or passing specific keys. As a rule, the specific mechanisms defined in WSS: SOAP Message Security or its profiles are preferred over the mechanisms in XML Signature.
The following provides additional details on the specific reference mechanisms defined in WSS: SOAP Message Security:

Direct References – The `<wsse:Reference>` element is used to provide a URI reference to the security token. If only the fragment is specified, then it references the security token within the document whose `wsu:Id` matches the fragment. For non-fragment URIs, the reference is to a [potentially external] security token identified using a URI. There are no implied semantics around the processing of the URI.

Key Identifiers – The `<wsse:KeyIdentifier>` element is used to reference a security token by specifying a known value (identifier) for the token, which is determined by applying a special *function* to the security token (e.g. a hash of key fields). This approach is typically unique for the specific security token but requires a profile or token-specific function to be specified. The `ValueType` attribute defines the type of key identifier and, consequently, identifies the type of token referenced. The `EncodingType` attribute specifies how the unique value (identifier) is encoded. For example, a hash value may be encoded using base 64 encoding.

Key Names – The `<ds:KeyName>` element is used to reference a security token by specifying a specific value that is used to *match* an identity assertion within the security token. This is a subset match and may result in multiple security tokens that match the specified name. While XML Signature doesn't imply formatting semantics, WSS: SOAP Message Security recommends that X.509 names be specified.

It is expected that, where appropriate, profiles define if and how the reference mechanisms map to the specific token profile. Specifically, the profile should answer the following questions:

- What types of references can be used?
- How "Key Name" references map (if at all)?
- How "Key Identifier" references map (if at all)?
- Are there any additional profile or format-specific references?

This section is non-normative.

Copyright © OASIS Open 2002-2006. All Rights Reserved.

Exhibit 1046
Microsoft Corporation v. Edge Networking Systems, LLC