Second Edition

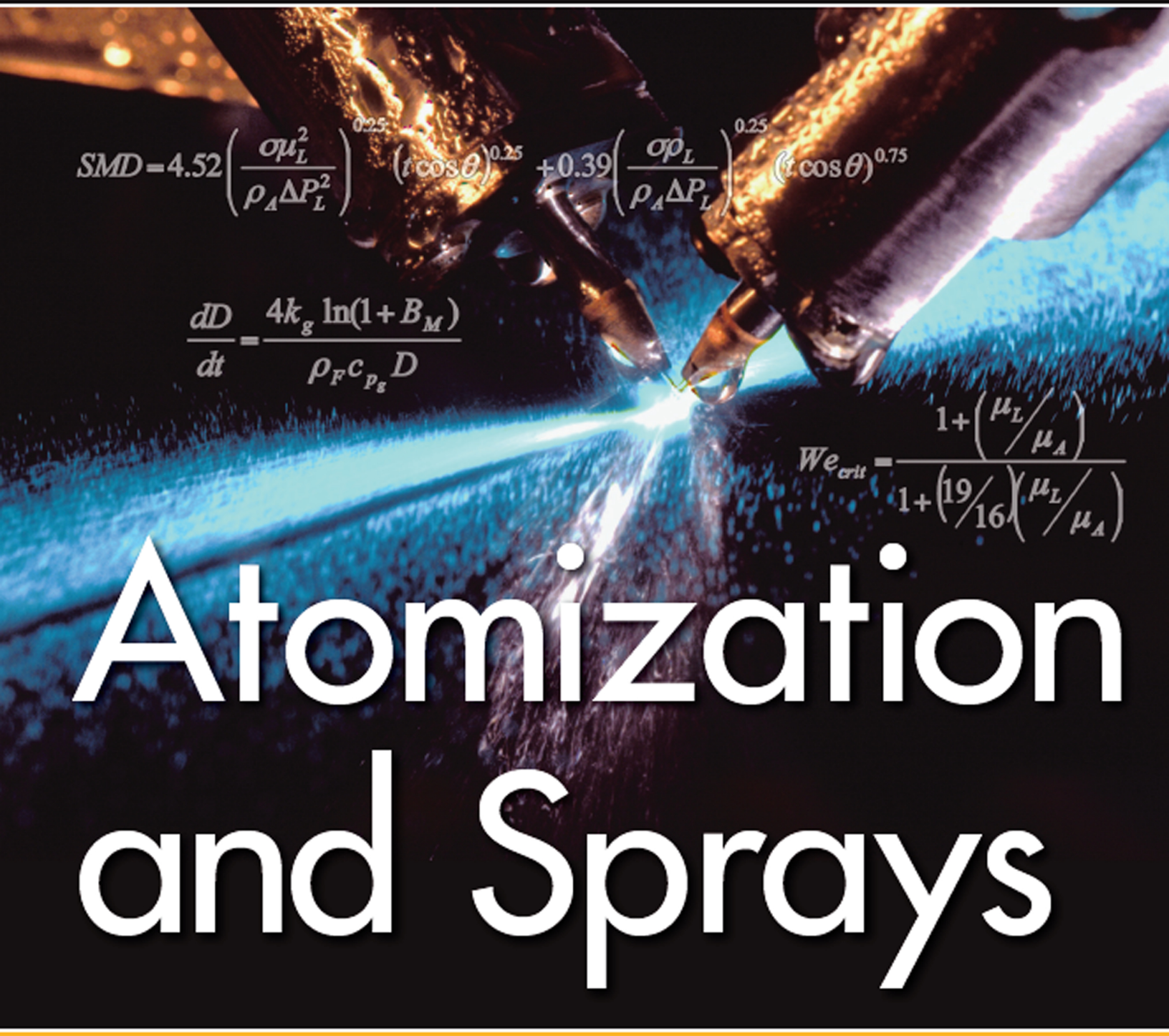

Atomization and Sprays

Arthur H. Lefebvre
Vincent G. McDonell

Air Esscentials – Exhibit 2011
Aroma 360 v. Air Esscentials
IPR No. 2025-00706

CRC Press
Taylor & Francis Group

Atomization and Sprays

Combustion: An International Series

Norman Chigier, *Editor*

Bayvel and Orzechowski, Liquid Atomization
Chigier, Combustion Measurements
Kuznetsov and Sabel'nikov, Turbulence and Combustion
Lefebvre, Atomization and Sprays

Atomization and Sprays

Arthur H. Lefebvre and Vincent G. McDonell

CRC Press
Taylor & Francis Group
Boca Raton London New York

CRC Press is an imprint of the
Taylor & Francis Group, an **informa** business

CRC Press
Taylor & Francis Group
6000 Broken Sound Parkway NW, Suite 300
Boca Raton, FL 33487-2742

© 2017 by Taylor & Francis Group, LLC
CRC Press is an imprint of Taylor & Francis Group, an Informa business

No claim to original U.S. Government works

Printed on acid-free paper
Version Date: 20161115

International Standard Book Number-13: 978-1-4987-3625-1 (Hardback)

This book contains information obtained from authentic and highly regarded sources. Reasonable efforts have been made to publish reliable data and information, but the author and publisher cannot assume responsibility for the validity of all materials or the consequences of their use. The authors and publishers have attempted to trace the copyright holders of all material reproduced in this publication and apologize to copyright holders if permission to publish in this form has not been obtained. If any copyright material has not been acknowledged please write and let us know so we may rectify in any future reprint.

Except as permitted under U.S. Copyright Law, no part of this book may be reprinted, reproduced, transmitted, or utilized in any form by any electronic, mechanical, or other means, now known or hereafter invented, including photocopying, microfilming, and recording, or in any information storage or retrieval system, without written permission from the publishers.

For permission to photocopy or use material electronically from this work, please access www.copyright.com (http://www.copyright.com/) or contact the Copyright Clearance Center, Inc. (CCC), 222 Rosewood Drive, Danvers, MA 01923,

978-750-8400. CCC is a not-for-profit organization that provides licenses and registration for a variety of users. For organizations that have been granted a photocopy license by the CCC, a separate system of payment has been arranged.

Trademark Notice: Product or corporate names may be trademarks or registered trademarks, and are used only for identification and explanation without intent to infringe.

Library of Congress Cataloging-in-Publication Data

Names: Lefebvre, Arthur H. (Arthur Henry), 1923–2003, author. | McDonell, Vincent G., author.
Title: Atomization and sprays / Arthur H. Lefebvre and Vincent G. McDonell.
Description: Second edition. | Boca Raton : Taylor & Francis, CRC Press, 2017. | Includes bibliographical references and index.
Identifiers: LCCN 2016028367| ISBN 9781498736251 (hardback : alk. paper) | ISBN 9781498736268 (ebook)
Subjects: LCSH: Spraying. | Atomization.
Classification: LCC TP156.S6 L44 2017 | DDC 660/.2961--dc23

Visit the Taylor & Francis Web site at
http://www.taylorandfrancis.com

and the CRC Press Web site at
http://www.crcpress.com

Contents

Preface to the Second Edition xi
Preface to the First Edition xiii
Authors xv

1. General Considerations 1
Introduction 1
Atomization 1
Atomizers 3
Pressure Atomizers 3
Rotary Atomizers 4
Air-Assist Atomizers 5
Airblast Atomizers 5
Other Types 5
Factors Influencing Atomization 6
Liquid Properties 6
Ambient Conditions 9
Spray Characteristics 12
Applications 13
Glossary 13
References 16

2. Basic Processes in Atomization 17
Introduction 17
Static Drop Formation 17
Breakup of Drops 18
Drop Breakup in Flowing Air 18
Drop Breakup in Turbulent Flow Fields 22
Drop Breakup in Viscous Flow Fields 23
Disintegration of Liquid Jets 24
Influence of Jet Velocity Profile 29
Stability Curve 32
Disintegration of Liquid Sheets 39
Flat Sheets 41
Conical Sheets 46
Fan Sheets 46
Prompt Atomization 48
Summary 48
Nomenclature 49
Subscripts 50
References 50

3. Drop Size Distributions of Sprays **55**
Introduction 55
Graphical Representation of Drop Size Distributions 55
Mathematical Distribution Functions 56
Normal Distribution 57
Log-Normal Distribution 58
Log-Hyperbolic Distribution 58
Empirical Distribution Functions 58
Nukiyama and Tanasawa 59

Rosin–Rammler 59
Modified Rosin–Rammler 59
Upper-Limit Function 60
Summary 60
Mean Diameters 61
Representative Diameters 63
Drop Size Dispersion 67
Droplet Uniformity Index 67
Relative Span Factor 67
Dispersion Index 68
Dispersion Boundary Factor 68
Joint Size and Velocity Distributions 68
Concluding Remarks 68
Nomenclature 69
References 69

4. Atomizers 71
Introduction 71
Atomizer Requirements 71
Pressure Atomizers 71
Plain Orifice 72
Simplex 75
Wide-Range Nozzles 79
Use of Shroud Air 83
Fan Spray Nozzles 84
Rotary Atomizers 86
Slinger System 87
Air-Assist Atomizers 89
Airblast Atomizers 92
Effervescent Atomizers 94
Electrostatic Atomizers 95
Ultrasonic Atomizers 96
Whistle Atomizers 98
Manufacturing Aspects 99
References 99

5 Flow in Atomizers 105
Introduction 105
Flow Number 105
Plain-Orifice Atomizer 106
Discharge Coefficient 106
Pressure-Swirl Atomizer 112
Discharge Coefficient 113
Film Thickness 117
Flow Number 121
Velocity Coefficient 123
Further Perspective 125
Rotary Atomizer 126
Critical Flow Rates 126
Film Thickness 127
Toothed Designs 127
Airblast Atomizer 128
Nomenclature 129
References 130

6 Atomizer Performance **133**
Introduction 133
Plain-Orifice Atomizer 133
Quiescent Environment 133
Crossflow 135
Pressure-Swirl Atomizers 135
Effect of Variables on Mean Drop Size 135
Drop Size Relationships 141
Rotary Atomizers 146
Drop Size Equations for Smooth Flat Vane-Less Disks 147
Drop Size Equations for Other Vane-Less Disks 148
Drop Size Equations for Atomizer Wheels 149
Drop Size Equations for Slinger Injectors 150
Air-Assist Atomizers 150
Internal-Mixing Nozzles 150
External-Mixing Nozzles 152
Airblast Atomizers 156
Plain Jet 156
Prefilming 161
Miscellaneous Types 166
Plain-Jet Atomization by a Crossflow 166
Plain-Jet Impingement Injector 167
Other Designs 167
Effect of Variables on Mean Drop Size 169
Analysis of Drop Size Relationships 171
Summary of the Main Points 172
Effervescent Atomizer 173
Electrostatic Atomizers 175
Ultrasonic Atomizers 175
Nomenclature 177
Subscripts 177
References 178

7 External Spray Characteristics 183
Introduction 183
Spray Properties 183
Dispersion 183
Penetration 183
Cone Angle 184
Patternation 184
Radial Liquid Distribution 184
Equivalent Spray Angle 185
Circumferential Liquid Distribution 185
Factors Influencing Spray Patternation 186
Penetration 186
Plain Jet into Quiescent Environment 186
Plain Jet into Crossflow 188
Pressure-Swirl Nozzles 189
Spray Cone Angle 189
Pressure-Swirl Atomizers 189
Plain-Orifice Atomizers 196
Circumferential Liquid Distribution 198
Pressure-Swirl Nozzles 198
Airblast Atomizers 198

Drop Drag Coefficients ... 200
Effect of Acceleration on Drag Coefficient ... 202
Drag Coefficients for Evaporating Drops ... 202
Nomenclature ... 203
Subscripts ... 203
References ... 203

8 Drop Evaporation ... 207
Introduction ... 207
Steady-State Evaporation ... 207
Measurement of Evaporation Rate ... 208
Theoretical Background ... 208
Calculation of Steady-State Evaporation Rates ... 212
Evaporation Constant ... 213
Influence of Ambient Pressure and Temperature on Evaporation Rates ... 216
Evaporation at High Temperatures ... 216
Unsteady-State Analysis ... 218
Calculation of Heat-Up Period ... 218
Influence of Pressure and Temperature on Heat-Up Period ... 224
Summary of Main Points ... 225
Drop Lifetime ... 225
Effect of Heat-Up Phase on Drop Lifetime ... 228
Effect of Prevaporization on Drop Lifetime ... 228
Convective Effects on Evaporation ... 229
Determination of Evaporation Constant and Drop Lifetime ... 231
Drop Lifetime ... 231
Calculation of Effective Evaporation Constant ... 232
Influence of Evaporation on Drop Size Distribution ... 234
Drop Burning ... 235
Multicomponent Fuel Drops ... 237
Nomenclature ... 239
Subscripts ... 239
References ... 240

9 Spray Size and Patternation Methods ... 243
Introduction ... 243
Drop Sizing ... 243
Drop Sizing Methods ... 244
Factors Influencing Drop Size Measurement ... 244
Spatial and Flux-Based Sampling ... 244
Sample Size ... 245
Drop Saturation ... 246
Drop Evaporation ... 246
Drop Coalescence ... 247
Sampling Location ... 247
Mechanical Methods ... 248
Collection of Drops on Slides ... 248
Collection of Drops in Cells ... 249
Molten Wax Technique ... 250
Drop Freezing Techniques ... 250
Cascade Impactors ... 251
Electrical Methods ... 251
Wicks–Dukler Technique ... 251
Charged Wire Technique ... 252
Hot Wire Technique ... 252

Optical Methods 252
High Magnification Imaging 252
Holography/Plenoptic 254
Time Gating 255
X-Ray Methods 256
Single-Particle Counters 256
Laser Diffraction Technique 264
Intensity Ratio Method 268
Planar Methods 269
Calibration Techniques 270
Spray Pattern 271
Mechanical 271
Optical 271
Imaging 271
Nonimaging 272
Other Characteristics 272
Comments Regarding Simulation 272
Concluding Remarks 274
References 274

Index 281

Taylor & Francis
Taylor & Francis Group
http://taylorandfrancis.com

Preface to the Second Edition

The Second Edition of the book has been long overdue and, as a result, it has been quite challenging to even attempt to address and incorporate numerous important contributions from the spray research community since the First Edition. The overarching theme of the book's content has remained connected to the practical, yet physically grounded approach taken by Arthur Lefebvre throughout his incredible career—namely, that as an engineer or practitioner of atomization and spray technology, simple to use design tools that facilitate hardware development to achieve a particular attribute in terms of spray behavior are extremely useful. While the field of atomization and sprays has expanded significantly in the last 25+ years, the guiding principles described in the First Edition remain in the Second Edition. As a result, contributions simply reporting observations, new methods, or even analytical approaches that have not distilled the information into a form that can be readily applied are not highlighted. While these contributions may have provided a path forward to generating a new model or design tool, emphasis has been given to the new model or tool themselves. And preference is given for the tools in which all necessary information to apply it is readily available. While incredibly detailed information can now be garnered about spray performance via both measurement and simulation, it is important to realize that this information is a means to the end, which in this case is to innovate, develop, and improve atomization technology.

While Arthur Lefebvre had few peers in his field during the development of the First Edition, this is no longer the case with numerous researchers and developers now very active in the field. The information he compiled from his vast research in preparing the First Edition is still very relevant, but others have, and are contributing. As only one of many contributors to this field, I remain humbled about the task of compiling updated information from throughout the world and trying to integrate it in a concise manner among the framework established within the First Edition. Undoubtedly, some fine work has been overlooked, and to those contributors, I can only apologize in advance.

I had the honor and pleasure of knowing Arthur, having met him at ASME, AIAA, and ILASS conferences. He spent a few weeks each winter in Irvine where he continued to provide his course on Gas Turbine Combustion with assistance from Scott Samuelsen and Don Bahr. He relished his time meeting with students in the UCI Combustion Laboratory and offered many excellent suggestions regarding research direction and analysis. Through these times I was able to get to know him better and to appreciate his perspective regarding engineering, combustion, and atomization and sprays.

In terms of the Second edition, a few points are worth mentioning. First, the criticality of liquid properties in applying the design tools contained in the book cannot be overemphasized and hence many new contributions have been made to Chapter 1. In addition, many new studies have been carried out regarding the basic principles of internal flow and spray behavior and hence Chapter 2 has a significant amount of new material.

While some efforts have been carried out in improving the details and subtleties associated with describing the droplet size and size distribution, the basic tools for describing these remain largely the same as they existed in the First Edition. What has changed is the ability to rapidly determine coefficients and constants through readily available regression analysis tools. In addition, observations regarding the statistical significance of the various distributions (count, surface area, volume) have been made in regards to extracting typical statistical moments, such as standard deviation, skewness, and so on from these distributions. Chapter 3 contains this information.

In terms of atomizer types, little has changed in terms of the general classification of the various types. A few interesting concepts have evolved, but pressure-based or twin-fluid approaches remain widely used. Electrostatic and ultrasonic devices continue to be utilized. Thus, Chapter 4 remains similar to the First Edition, but consideration is given regarding innovation through advanced manufacturing methods.

The internal flow of atomizers is an area in which significant progress has been made in recent years due to novel diagnostic methods and advancements in simulation. Hence, Chapter 5 contains additional details associated with cases in which cavitation is now understood to play a key role in the atomization performance.

Drop size and pattern remain a critical aspect of the performance of sprays. As a result, Chapters 6 and 7 provide details on design tools that have evolved for describing these aspects. In this area, much progress has been made regarding jets in crossflow, which are used in many applications.

For combustion applications, evaporation remains a critical step. The work described in the First Edition remains highly germane, although other developments are now included. But for application to complex turbulent sprays in practical combustion environments, some

of the simplifications associated with early work remain quite appropriate for design work.

Finally, Chapter 9 is dedicated to instrumentation with some consideration for simulations. It has been well established that, by working together, experimental measurements and simulations combined offer the greatest insight.

I would like to thank the growing spray community as a whole and in particular the Institutes for Liquid Atomization and Spray Systems (ILASS) from around the world. The ILASS organizations, inspired and founded by the same people who inspired the First Edition of this book, remain a significant forum for bringing spray research together. Appreciation is also given to the journal *Atomization and Sprays*, which has provided a suitable means of archiving important spray research in a single place. Of course, many journals contain relevant works, generally they are application driven and focused, and many new contributions to diagnostic methods and simulation methods are found among numerous sources.

Ongoing discussions over the decades with Mel Roquemore, Hukam Mongia, Don Bahr, Lee Dodge, Will Bachalo, Mike Houser, Chris Edwards, Bill Sowa, Tom Jackson, Barry Kiel, Rolf Reitz, Roger Rudoff, Greg Smallwood, Michael Benjamin, Masayuki Adachi, Yannis Hardapulas, Alex Taylor, Chuck Lipp, Scott Parrish, Randy McKinney, Doug Talley, Dom Santavicca, Jon Guen Lee, May Corn, Jeff Cohen, Corinne Lengsfeld, Norman Chigier, Jiro Senda, Paul Sojka, Marcus Herrmann, David Schmidt, Rudi Schick, Jim Drallmeier, Lee Markle, Eva Gutheil, Lee Dodge, Rick Stickles, Muh Rong Wang, and, of course, Arthur Lefebvre among many others have been helpful in establishing connections and inspiration throughout.

Thanks to Josh Holt, Ryan Ehlig, Rob Miller, Elliot Sullivan Lewis, Max Venaas, and Scott Leask for assistance with various aspects of this edition. Derek Dunn-Rankin, Roger Rangel, Enrique Lavernia, and Bill Sirignano have provided perspective and insight and have been an inspiration. Long-standing colleagues and collaborators Christopher Brown and Ulises Mondragon of Energy Research Consultants have also provided friendship and in depth discussions over the years. A special thank you to Scott Samuelsen who has been a great friend, colleague, and mentor. Also, I need to thank the many graduate and undergraduate students and staff of the UCI Combustion Laboratory who have provided much enjoyment and discovery.

I must also thank my family, and especially my wife, Jan, who remained encouraging and supportive during this time consuming, but rewarding process.

Vincent McDonell

Preface to the First Edition

The transformation of bulk liquid into sprays and other physical dispersions of small particles in a gaseous atmosphere is of importance in several industrial processes. These include combustion (spray combustion in furnaces, gas turbines, diesel engines, and rockets); process industries (spray drying, evaporative cooling, powdered metallurgy, and spray painting); agriculture (crop spraying); and many other applications in medicine and meteorology. Numerous spray devices have been developed, and they are generally designated as atomizers or nozzles.

As is evident from the aforementioned applications, the subject of atomization is wide ranging and important. During the past decade, there has been a tremendous expansion of interest in the science and technology of atomization, which has now developed into a major international and interdisciplinary field of research. This growth of interest has been accompanied by large strides in the areas of laser diagnostics for spray analysis and in a proliferation of mathematical models for spray combustion processes. It is becoming increasingly important for engineers to acquire a better understanding of the basic atomization process and to be fully conversant with the capabilities and limitations of all the relevant atomization devices. In particular, it is important to know which type of atomizer is best suited for any given application and how the performance of any given atomizer is affected by variations in liquid properties and operating conditions.

This book owes its inception to a highly successful short course on atomization and sprays held at Carnegie Mellon University in April 1986 under the direction of Professor Norman Chigier. As an invited lecturer to this course, my task was by no means easy because most of the relevant information on atomization is dispersed throughout a wide variety of journal articles and conference proceedings. A fairly thorough survey of this literature culminated in the preparation of extensive course notes. The enthusiastic response accorded to this course encouraged me to expand these notes into this book, which will serve many purposes, including those of text, design manual, and research reference in the areas of atomization and sprays.

The book begins with a general review of atomizer types and their applications, in Chapter 1. This chapter also includes a glossary of terms in widespread use throughout the atomization literature. Chapter 2 provides a detailed introduction to the various mechanisms of liquid particle breakup and to the manner in which a liquid jet or sheet emerging from an atomizer is broken down into drops.

Owing to the heterogeneous nature of the atomization process, most practical atomizers generate drops in the size range from a few micrometers up to around 500 μm. Thus, in addition to mean drop size, which may be satisfactory for many engineering purposes, another parameter of importance in the definition of a spray is the distribution of drop sizes it contains. The various mathematical and empirical relationships that are used to characterize the distribution of drop sizes in a spray are described in Chapter 3.

In Chapter 4, the performance requirements and basic design features of the main types of atomizers in industrial and laboratory use are described. Primary emphasis is placed on the atomizers employed in industrial cleaning, spray cooling, and spray drying, which, along with liquid fuel–fired combustion, are their most important applications.

Chapter 5 is devoted primarily to the internal flow characteristics of plain-orifice and pressure-swirl atomizers, but consideration is also given to the complex flow situations that arise on the surface of a rotating cup or disk. These flow characteristics are important because they govern the quality of atomization and the distribution of drop sizes in the spray.

Atomization quality is usually described in terms of a mean drop size. Because the physical processes involved in atomization are not well understood, empirical equations have been developed for expressing the mean drop size in a spray in terms of liquid properties, gas properties, flow conditions, and atomizer dimensions. The equations selected for inclusion in Chapter 6 are considered to be the best available for the types of atomizers described in Chapter 4.

The function of an atomizer is not only to disintegrate a bulk liquid into small drops, but also to discharge these drops into the surrounding gas in the form of a symmetrical, uniform spray. The spray characteristics of most practical importance are discussed in Chapter 7. They include cone angle, penetration, radial liquid distribution, and circumferential liquid distribution.

Although evaporation processes are not intrinsic to the subject of atomization and sprays, it cannot be overlooked that in many applications the primary purpose of atomization is to increase the surface area of the liquid and thereby enhance its rate of evaporation. In Chapter 8, attention is focused on the evaporation of fuel drops over wide ranges of ambient gas pressures

and temperatures. Consideration is given to both steady-state and unsteady-state evaporation. The concept of an effective evaporation constant is introduced, which is shown to greatly facilitate the calculation of evaporation rates and drop lifetimes for liquid hydrocarbon fuels.

The spray patterns produced by most practical atomizers are so complex that fairly precise measurements of drop-size distributions can be obtained only if accurate and reliable instrumentation and data reduction procedures are combined with a sound appreciation of their useful limits of application. In Chapter 9, the various methods employed in drop-size measurement are reviewed. Primary emphasis is placed on optical methods that have the important advantage of allowing size measurements to be made without the insertion of a physical probe into the spray. For ensemble measurements, the light diffraction method has much to commend it and is now in widespread use as a general purpose tool for spray analysis. Of the remaining methods discussed, the advanced optical techniques have the capability of measuring drop velocity and number density as well as size distribution.

Much of the material covered in this book is based on knowledge acquired during my work on atomizer design and performance over the past 30 years. However, the reader will observe that I have not hesitated in drawing on the considerable practical experience of my industrial colleagues, notably Ted Koblish of Fuel Systems TEXTRON, Hal Simmons of the Parker Hannifin Corporation, and Roger Tate of Delavan Incorporated. I am also deeply indebted to my graduate students in the School of Mechanical Engineering at Cranfield and the Gas Turbine Combustion Laboratory at Purdue. They have made significant contributions to this book through their research, and their names appear throughout the text and in the lists of references.

Professor Norman Chigier has been an enthusiastic supporter in the writing of this book. Other friends and colleagues have kindly used their expert knowledge in reviewing and commenting on individual chapters, especially Chapter 9, which covers an area that in recent years has become the subject of fairly intense research and development. They include Dr. Will Bachalo of Aerometrics, Inc., Dr. Lee Dodge of Southwest Research Institute, Dr. Patricia Meyer of Insitec, and Professor Arthur Sterling of Louisiana State University. In the task of proofreading, I have been ably assisted by Professor Norman Chigier, Professor Ju Shan Chin, and my graduate student Jeff Whitlow—their help is hereby gratefully acknowledged.

I am much indebted to Betty Gick and Angie Myers for their skillful typing of the manuscript and to Mark Bass for the high-quality artwork he provided for this book. Finally, I would like to thank my wife, Sally, for her encouragement and support during my undertaking of this time-consuming but enjoyable task.

Arthur H. Lefebvre

Authors

Arthur H. Lefebvre (1923–2003) was Emeritus Professor at Purdue University. With industrial and academic experience spanning more than four decades, he wrote more than 150 technical papers on both fundamental and practical aspects of atomization and combustion. The honors he received include the ASME Gas Turbine and ASME R. Tom Sawyer Awards, ASME George Westinghouse Gold Medal, and the IGTI Scholar Award. He was also the first recipient of the AIAA Propellants and Combustion Award.

Vincent G. McDonell is an associate director of the UCI Combustion Laboratory at the University of California, Irvine, where he also serves as an adjunct professor in the Mechanical and Aerospace Engineering Department. He earned a PhD at the University of California, Irvine in 1990 and has served on the executive committees of ILASS-Americas and ICLASS International. He has won best paper awards from ILASS-Americas and ASME for work on atomization. He has done extensive research in the areas of atomization and combustion, holds a patent in the area, and has authored or coauthored more than 150 papers in the field.

Taylor & Francis
Taylor & Francis Group
http://taylorandfrancis.com

1

General Considerations

Introduction

The transformation of bulk liquid into sprays and other physical dispersions of small particles in a gaseous atmosphere is of importance in several industrial processes and has many other applications in agriculture, meteorology, and medicine. Numerous spray devices have been developed, which are generally designated as atomizers or nozzles. In the process of atomization, a liquid jet or sheet is disintegrated by the kinetic energy of the liquid, by the exposure to high-velocity air or gas, or by mechanical energy applied externally through a rotating or vibrating device. Because of the random nature of the atomization process, the resultant spray is usually characterized by a wide spectrum of drop sizes. The process is highly coupled and involves a wide range of characteristics that may or may not be important depending on the application. To illustrate, Figure 1.1 summarizes the processes and resultant attributes that may be found within a typical spray [1].

Natural sprays include waterfall mists, rains, and ocean sprays. At home, sprays are produced by shower heads, garden hoses, trigger sprayers for household cleaners, propellants for hair sprays, among others. They are commonly used in applying agricultural chemicals to crops, paint spraying, spray drying of wet solids, food processing, cooling in various systems, including nuclear cores, gas–liquid mass transfer applications, dispersing liquid fuels for combustion, fire suppression, consumer sprays, snowmaking, and many other applications.

Combustion of liquid fuels in diesel engines, spark-ignition engines, gas turbines, rocket engines, and industrial furnaces is dependent on effective atomization to increase the specific surface area of the fuel and thereby achieve high rates of mixing and evaporation. In most combustion systems, reduction in mean fuel drop size leads to higher volumetric heat release rates, easier light up, a wider burning range, and lower exhaust concentrations of pollutant emissions [2–4].

In other applications, however, such as crop spraying, small droplets must be avoided because their settling velocity is low and, under certain meteorological conditions, they can drift too far downwind. Drop sizes are also important in spray drying and must be closely controlled to achieve the desired rates of heat and mass transfer. When the objective is creating metal powder, various size classes may be required for different applications. For additive manufacturing, a cut between 100 and 150 microns may be desired, with material contained in other size particles and unusable byproduct adding cost and inefficiency if it cannot be remelted.

Efforts associated with quality control, improved utilization efficiency, pollutant emissions, precision manufacturing, and the like have elevated atomization science and technology to a major international and interdisciplinary field of research. An evolving array of applications has been accompanied by large strides in the area of advanced diagnostics for spray analysis and by resulting mathematical models and simulation of atomization and spray behavior. It is important for engineers to acquire a better understanding of the basic atomization process and to be fully conversant with the capabilities and limitations of all the relevant atomization devices. In particular, it is important to know which type of atomizer is best suited for any given application and how the performance of any given atomizer is affected by variations in liquid properties and operating conditions.

Atomization

Sprays may be produced in various ways. Several basic processes are associated with all methods of atomization, such as the hydraulics of the flow within the atomizer, which governs the turbulence properties of the emerging liquid stream. The development of the jet or sheet and the growth of small disturbances, which eventually lead to disintegration into ligaments and then drops, are also of primary importance in determining the shape and penetration of the resulting spray as well as its detailed characteristics of number density, drop velocity, and drop size distributions as functions of time and space as illustrated in Figure 1.1. All of these characteristics are markedly affected by the internal geometry of the atomizer, the properties of the gaseous medium into which the liquid stream is discharged, and the physical properties of the liquid. Perhaps the simplest situation is the disintegration of a liquid jet issuing from a circular orifice, where the main velocity component lies in the axial direction and the jet is in laminar

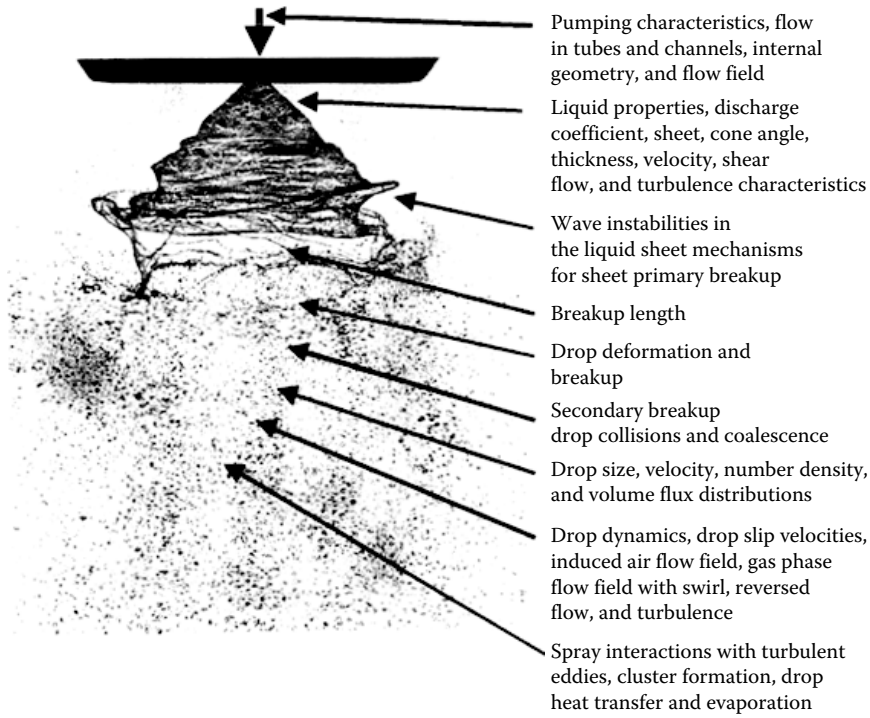

FIGURE 1.1
Example of a simple spray illustrating many features that need to be characterized. (From Bachalo, W. D., *Atomization Sprays*, 10, 439–474, 2000.)

flow. Lord Rayleigh, in his classic study [5], postulated the growth of small disturbances that eventually lead to breakup of the jet into drops having a diameter nearly twice that of the jet. A fully turbulent jet can break up without the application of any external force. Once the radial components of velocity are no longer confined by the orifice walls, they are restrained only by the surface tension, and the jet disintegrates when the surface tension forces are overcome. The role of viscosity is to inhibit the growth of instability and generally delays the onset of disintegration. This causes atomization to occur farther downstream in regions of lower relative velocity; consequently, drop sizes are larger. In most cases, turbulence in the liquid, cavitation in the nozzle, and aerodynamic interaction with the surrounding air, which increases with air density, all contribute to atomization.

Many applications call for a conical or flat spray pattern to achieve the desired dispersion of drops for liquid–gas mixing. Conical sheets may be produced by pressure-swirl nozzles in which a circular discharge orifice is preceded by a chamber in which tangential holes or slots are used to impart a swirling motion to the liquid as it leaves the nozzle. Flat sheets are generally produced either by forcing the liquid through a narrow annulus, as in fan spray nozzles, or by feeding it to the center of a rotating disk or cup. To expand the sheet against the contracting force of surface tension, a minimum sheet velocity is required and is produced by pressure in pressure-swirl and fan spray nozzles and by centrifugal force in rotary atomizers. Regardless of how the sheet is formed, its initial hydrodynamic instabilities are augmented by aerodynamic disturbances, so as the sheet expands away from the nozzle and its thickness declines, perforations are formed that expand toward one an other and coalesce to form threads and ligaments. As these ligaments vary widely in diameter, when they collapse the drops formed also vary widely in diameter. Some of the larger drops created by this process disintegrate further into smaller droplets. Eventually, a range of drop sizes is produced whose average diameter depends mainly on the initial thickness of the liquid sheet, its velocity relative to the surrounding gas, and the liquid properties of viscosity and surface tension.

A liquid sheet moving at high velocity can also disintegrate in the absence of perforations by a mechanism known as *wavy-sheet* disintegration, whereby the crests of the waves created by aerodynamic interaction with the surrounding gas are torn away in patches. Finally, at very high liquid velocities, corresponding to high injection pressures, sheet disintegration occurs close to the nozzle exit. However, although several modes of sheet disintegration have been identified, in all cases the final atomization process is one in which ligaments break up into drops according to the Rayleigh mechanism.

With prefilming airblast atomizers, a high relative velocity is achieved by exposing a slow-moving sheet of

liquid to high-velocity air. Photographic evidence suggests that for low-viscosity liquids the basic mechanisms involved are essentially the same as those observed in pressure atomization, namely the production of drops from ligaments created by perforated-sheet and/or wavy-sheet disintegration.

A typical spray includes a wide range of drop sizes. Some knowledge of drop size distribution is helpful in evaluating process applications in sprays, especially in calculations of heat or mass transfer between the dispersed liquid and the surrounding gas. Unfortunately, no complete theory has yet been developed to describe the hydrodynamic and aerodynamic processes involved when jet and sheet disintegration occurs under normal atomizing conditions, so that only empirical correlations are available for predicting mean drop sizes and drop size distributions. Comparison of the distribution parameters in common use reveals that all of them have deficiencies of one kind or another. In one the maximum drop diameter is unlimited; in others the minimum possible diameter is zero or even negative. So far, no single parameter has emerged that has clear advantages over the others. For any given application the best distribution function is one that is easy to manipulate and provides the best fit to the experimental data.

The difficulties in specifying drop size distributions in sprays have led to widespread use of various mean or median diameters. A median droplet diameter divides the spray into two equal parts by number, length, surface area, or volume [6]. Median diameters may be determined from different types of cumulative distribution curves shown in Figure 3.6. In a typical spray, the value of the median diameter, expressed in micrometers, will vary by a factor of about four depending on the median diameter selected for use. It is important therefore to decide which measure is the most suitable for a particular application. Some diameters are easier to visualize and comprehend, while others may appear in prediction equations that have been derived from theory or experiment. Some drop size measurement techniques yield a result in terms of one particular median diameter. In some cases, a given median diameter is selected to emphasize some important characteristic, such as the total surface area in the spray. For liquid fuel fired combustion systems and other applications involving heat and mass transfer to liquid drops, the Sauter mean diameter, which represents the ratio of the volume to the surface area of the spray, is often preferred. The mass median diameter, which is about 15%–25% larger than the Sauter mean diameter, is also widely used. As Tate [6] has pointed out, the ratio of these two diameters is a measure of the spread of drop sizes in the spray.

Atomizers

An atomizer is generally used to produce a spray. Essentially, all that is needed is a *high relative velocity* between the liquid to be atomized and the surrounding air or gas. Some atomizers accomplish this by discharging the liquid at high velocity into a relatively slow-moving stream of air or gas. Notable examples include the various forms of pressure atomizers and also rotary atomizers, which eject the liquid at high velocity from the periphery of a rotating cup or disk. An alternative approach is to expose the relatively slow-moving liquid to a high-velocity airstream. The latter method is generally known as *twin-fluid*, *air-assist*, or *airblast* atomization. Other examples may involve heterogeneous processes in which air bubbles or liquid vapor become involved in disrupting the liquid phase during the injection process.

Pressure Atomizers

When a liquid is discharged through a small aperture under high applied pressure, the pressure energy is converted into the kinetic energy (velocity). For a typical hydrocarbon fuel, in the absence of frictional losses a nozzle pressure drop of 138 kPa (20 psi) produces an exit velocity of 18.6 m/s. As velocity increases as the square root of the pressure, at 689 kPa (100 psi) a velocity of 41.5 m/s is obtained, while 5.5 MPa (800 psi) produces 117 m/s.

Plain Orifice. A simple circular orifice is used to inject a round jet of liquid into the surrounding air. The finest atomization is achieved with small orifices but, in practice, the difficulty of keeping liquids free from foreign particles usually limits the minimum orifice size to around 0.3 mm. Combustion applications for plain-orifice atomizers include turbojet afterburners, ramjets, diesel engines, and rocket engines.

Pressure-Swirl (Simplex). A circular outlet orifice is preceded by a swirl chamber into which liquid flows through a number of tangential holes or slots. The swirling liquid creates a core of air or gas that extends from the discharge orifice to the rear of the swirl chamber. The liquid emerges from the discharge orifice as an annular sheet, which spreads radially outward to form a hollow conical spray. Included spray angles range from 30° to almost 180°, depending on the application. Atomization performance is generally good. The finest atomization occurs at high delivery pressures and wide spray angles.

For some applications a spray in the form of a solid cone is preferred. This can be achieved using an axial jet or some other device to inject droplets into the center of the hollow conical spray pattern produced by the swirl

chamber. These two modes of injection create a bimodal distribution of drop sizes, droplets at the center of the spray being generally larger than those near the edge.

Square Spray. This is essentially a solid-cone nozzle, but the outlet orifice is specially shaped to distort the conical spray into a pattern that is roughly in the form of a square. Atomization quality is not as high as the conventional hollow-cone nozzles but, when used in multiple-nozzle combinations, a fairly uniform coverage of large areas can be achieved.

Duplex. A drawback of all types of pressure nozzles is that the liquid flow rate is proportional to the square root of the injection pressure differential. In practice, this limits the flow range of simplex nozzles to about 10:1. The duplex nozzle overcomes this limitation by feeding the swirl chamber through two sets of distributor slots, each having its own separate liquid supply. One set of slots is much smaller in cross-sectional area than the other. The small slots are termed *primary* and the large slots *secondary*. At low flow rates all the liquid to be atomized flows into the swirl chamber through the primary slots. As the flow rate increases, the injection pressure increases. At some predetermined pressure level a valve opens and admits liquid into the swirl chamber through the secondary slots.

Duplex nozzles allow good atomization to be achieved over a range of liquid flow rates of about 40:1 without the need to resort to excessively high delivery pressures. However, near the point where the secondary liquid is first admitted into the swirl chamber, there is a small range of flow rates over which atomization quality is poor. Moreover, the spray cone angle changes with flow rate, being widest at the lowest flow rate and becoming narrower as the flow rate is increased.

Dual Orifice. This is similar to the duplex nozzle except that two separate swirl chambers are provided, one for the primary flow and the other for the secondary flow. The two swirl chambers are housed concentrically within a single nozzle body to form a *nozzle within a nozzle*. At low flow rates all the liquid passes through the inner primary nozzle. At high flow rates liquid continues to flow through the primary nozzle, but most of the liquid is passed through the outer secondary nozzle that is designed for a much larger flow rate. As with the duplex nozzle, there is a transition phase, just after the pressurizing valve opens, when the secondary spray draws its energy for atomization from the primary spray, so the overall atomization quality is relatively poor.

Dual-orifice nozzles offer more flexibility than the duplex nozzles. For example, if desired, the primary and secondary sprays can be merged just downstream of the nozzle to form a single spray. Alternatively, the primary and secondary nozzles can be designed to produce different spray angles, the former being optimized for low flow rates and the latter optimized for high flow rates.

Spill Return. This is essentially a simplex nozzle, but with a return flow line at the rear or side of the swirl chamber and a valve to control the quantity of liquid removed from the swirl chamber and returned to supply. Very high turndown ratios are attainable with this design. Atomization quality is always good because the supply pressure is held constant at a high value, reductions in flow rate being accommodated by adjusting the valve in the spill return line. This construction provides a hollow-cone spray pattern, with some increase in the spray angle as the flow is reduced.

Fan Spray. Several different concepts are used to produce flat or fan-shaped sprays. The most popular type of nozzle is one in which the orifice is formed by the intersection of a V groove with a hemispheric cavity communicating with a cylindrical liquid inlet [6]. It produces a liquid sheet parallel to the major axis of the orifice, which disintegrates into a narrow elliptical spray.

An alternative method of producing a fan spray is by discharging the liquid through a plain circular hole onto a curved deflector plate. The deflector method produces a somewhat coarser spray pattern. Wide spray angles and high flow rates are attainable with this type of nozzle. Because the nozzle flow passages are relatively large, the problem of plugging is minimized.

A fan spray can also be produced by the collision of impinging jets. If two liquid jets are arranged to collide outside the nozzle, a flat liquid sheet is formed that is perpendicular to the plane of the jets. The atomization performance of this type of injector is relatively poor, and high stream velocities are necessary to approach the spray quality obtainable with other types of pressure nozzles. Extreme care must be taken to ensure that the jets are properly aligned. The main advantage of this method of atomization is the isolation of different liquids until they collide outside the nozzle. These are commonly used for hypergolic propellant systems in which an oxidizer and fuel component will react upon contact

Rotary Atomizers

One widely used type of rotary atomizer comprises a high-speed rotating disk with means for introducing liquid at its center. The liquid flows radially outward across the disk and is discharged at high velocity from its periphery. The disk may be smooth and flat or may have vanes or slots to guide the liquid to the periphery. At low flow rates, droplets form near the edge of the disk. At high flow rates, ligaments or sheets are generated at the edge and disintegrate into droplets. Small disks operating at high rotational speeds and low flow rates are capable of producing sprays in which drop sizes are fairly uniform. A 360° spray pattern is developed by rotating disks that are usually installed in a

cylindrical or conical chamber where an umbrella-like spray is created by downward gas currents [6].

Some rotary atomizers employ a cup instead of a disk. The cup is usually smaller in diameter and is shaped like an elongated bowl. In some designs, the edge of the cup is serrated to encourage a more uniform drop size distribution in the spray. A flow of air around the periphery is sometimes used to shape the spray and to assist in transporting the droplets away from the atomizer. In contrast to pressure nozzles, rotary atomizers allow independent variation of flow rate and disk speed, thereby providing more flexibility in operation.

Air-Assist Atomizers

In this type of nozzle, the liquid is exposed to a stream of air or steam flowing at high velocity. In the *internal-mixing* configuration, gas and liquid are mixed within the nozzle before discharging through the outlet orifice. The liquid is sometimes supplied through tangential slots to encourage a conical discharge pattern. However, the maximum spray angle is limited to about 60°. The device tends to be energy inefficient, but it can produce a finer spray than simple pressure nozzles.

As its name suggests, in the *external-mixing* form of air-assist nozzle the high-velocity gas or steam impinges on the liquid at or outside the liquid discharge orifice. Its advantage over the internal-mixing type is that problems of back pressures are avoided because there is no internal communication between gas and liquid. However, it is less efficient than the internal-mixing concept, and higher gas flow rates are needed to achieve the same degree of atomization. Both types of nozzles can atomize high-viscosity liquids effectively.

Airblast Atomizers

These devices function in a very similar manner to air-assist nozzles, and both types fall in the general category of twin-fluid atomizers. The main difference between air-assist and airblast atomizers is that the former use relatively small quantities of air or steam flowing at very high velocities (usually sonic), whereas the latter employ large amounts of air flowing at much lower velocities (<100 m/s). Airblast nozzles are thus ideally suited for atomizing liquid fuels in continuous-flow combustion systems, such as gas turbines, where air velocities of this magnitude are usually readily available. The most common form of airblast atomizer is one in which the liquid is first spread into a thin conical sheet and then exposed to high-velocity airstreams on both sides of the sheet. The atomization performance of this *prefilming* type of airblast nozzle is superior to that of the alternative *plain-jet* airblast nozzle, in which the liquid is injected into the airstream in the form of one or more discrete jets.

Other Types

Most practical atomizers are of the pressure, rotary, or twin-fluid type. However, many other forms of atomizers have been developed that are useful in special applications.

Electrostatic. A liquid jet or film is exposed to an intense electrical pressure that tends to expand its area. This expansion is opposed by the surface tension forces. If the electrical pressure predominates, droplets are formed. Droplet size is a function of the electrical pressure, the liquid flow rate, and the physical and electrical properties of the liquid. The low liquid flow rates associated with electrostatic atomizers have tended to limit their practical applications to electrostatic painting and nonimpact printing.

Ultrasonic. The liquid to be atomized is fed through or over a transducer and horn, which vibrates at ultrasonic frequencies to produce the short wavelengths necessary for fine atomization. The system requires a high-frequency electrical input, two piezoelectric transducers, and a stepped horn. The concept is well suited for applications that require very fine atomization and a low spray velocity. At present, an important application of ultrasonic atomizers (nebulizers) is for medical inhalation therapy, where very fine sprays and the absence of gas to effect atomization are important attributes.

Sonic (Whistle). Gas is accelerated within the device to sonic velocity and impinges on a plate or annular cavity (resonation chamber). The sound waves produced are reflected into the path of the incoming liquid [7]. The frequency of the sound waves is around 20 kHz, and this serves to disintegrate the liquid into small droplets ranging downward in size from 50 μm. The sonic and pneumatic effects are difficult to isolate from each other. Efforts have been made to design nozzles that operate above the audible frequency limit to reduce the nuisance of noise [8]. However, in some applications the attendant sound field may benefit the process (e.g., combustion) for which the resultant spray is required.

Windmill. Many aerial applications of pesticides require a narrow spectrum of drop sizes. The conventional rotary disk atomizers can provide such a spectrum, but only when operating in the ligament mode at low flow rates. By making radial cuts at the periphery of a disk and twisting the tips of the segments, the disk can be converted into a windmill that will rotate rapidly when inserted into an airflow at aircraft flight speed. According to Spillmann and Sanderson [9], the disk windmill constitutes an ideal rotary atomizer for the aerial application of pesticides. It provides a narrow spectrum of drop sizes in the range most suitable for herbicides, at relatively high flow rates.

Vibrating Capillary. This type of droplet generator was first used to study the collision and coalescence of small water droplets. It consists of a hypodermic needle

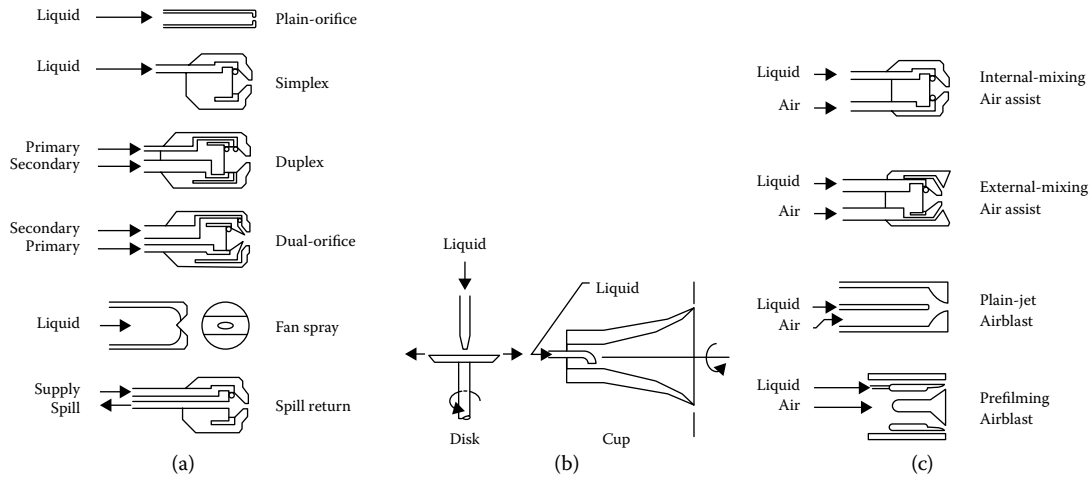

FIGURE 1.2
(a) Pressure atomizers, (b) rotary atomizers, and (c) twin-fluid atomizers.

vibrating at its resonant frequency and can produce uniform streams of drops down to 30 μm in diameter. The size and frequency with which the droplets can be produced depend on the flow rate of the liquid through the needle, the needle diameter, the resonant frequency, and the amplitude of oscillation of the needle tip.

Flashing Liquid Jets. An orifice downstream of which a high-pressure liquid flash vaporizes to shatter the liquid into small droplets can produce a fairly regular spray pattern. Flashing dissolved gas systems have been studied by Brown and York [10], Sher and Elata [11], Marek and Cooper [12], and Solomon et al. [13]. The results have shown that flashing even small quantities of dissolved gas (mole fractions <15%) can effect a significant improvement in atomization. However, these beneficial effects cannot be realized unless they are promoted by fitting an expansion chamber just upstream of the discharge orifice. The need for this expansion chamber stems from the low bubble growth rate for dissolved gas systems. This low bubble growth rate appears to pose a fundamental limitation to the practical application of flashing injection by means of dissolved gas systems but applications such as reciprocating engines are looking to exploit the phenomena to improve performance.

Effervescent Atomization. This method of atomization overcomes the basic problems associated with flashing dissolved gas systems. No attempt has been made to dissolve any air or gas in the liquid. Instead, the gas is injected at low velocity into the flowing liquid stream at some point upstream of the discharge orifice. The pressure differential between the atomizing gas and the liquid into which it is injected is only a few centimeters of water and is only what is needed to prevent the liquid from flowing back up the gas line. Studies by Lefebvre and coworkers [14] have shown that good atomization can be achieved at much lower liquid injection pressures than the values normally associated with pressure atomization.

Schematic diagrams illustrating the principal design features of the most important of the atomizers described above are shown in Figure 1.2. The relative merits of these and other atomizers are listed in Table 1.1.

Factors Influencing Atomization

The performance of any given type of atomizer depends on its size and geometry and on the physical properties of the dispersed phase (i.e., the liquid being atomized) and the continuous phase (i.e., the gaseous medium into which the droplets are discharged).

For plain-orifice pressure nozzles and plain-jet airblast atomizers, the dimension most important for atomization is the diameter of the final discharge orifice. For pressure-swirl, rotary, and prefilming airblast atomizers, the critical dimension is the thickness of the liquid sheet as it leaves the atomizer. Theory predicts, and experiment confirms, that mean drop size is roughly proportional to the square root of the liquid jet diameter or sheet thickness. Thus, provided the other key parameters that affect atomization are maintained constant, an increase in atomizer scale (size) will impair atomization.

Liquid Properties

The flow and spray characteristics of most atomizers are strongly influenced by the liquid properties of density, viscosity, and surface tension. In theory, the mass flow rate through a pressure nozzle varies with the square root of liquid density. However, as Tate [6] has pointed out, in practice it is seldom possible to change the density without affecting some other liquid property, so

TABLE 1.1

Relative Merits of Various Types of Atomizers

Type	Description	Advantages	Drawbacks	Applications
Pressure atomizer	Plain orifice	1. Simple, cheap	1. Narrow spray angle	Diesel engines, jet engine afterburners, ramjets
		2. Rugged	2. Solid spray cone	
	Simplex	1. Simple, cheap	1. Needs high supply pressures	Gas turbines and industrial furnaces
		2. Wide spray angle (up to 180°)	2. Cone angle varies with pressure differential and ambient gas density	
	Duplex	Same as simplex, plus good atomization over a very wide range of liquid flow rates	Spray angle narrows as liquid flow rate is increased	Gas turbine combustors
	Dual orifice	1. Good atomization	1. Atomization poor in transition range	Wide range of aircraft and industrial gas turbines
		2. Turndown ratio as high as 50:1	2. Complexity in design	
		3. Relatively constant spray angle	3. Susceptibility of small passages to blockage	
	Spill return	1. Simple construction	1. Spray angle varies with flow rates	Various types of combustor
		2. Good atomization over entire flow range	2. Power requirements higher than with other pressure nozzles except at maximum discharge	Has good potential for slurries and fuels of low thermal stability
		3. Very large turndown ratio		
		4. Large holes and flow passages obviate risk of blockage		
	Fan spray	1. Good atomization	Needs high supply pressures	High-pressure coating operations
		2. Narrow elliptical pattern sometimes advantageous		Annular combustors
Rotary	Spinning disk	1. Nearly uniform atomization possible with small disks rotating at high speeds	Produces a 360° spray pattern	Spray drying
		2. Independent control of atomization quality and flow rate		Crop spraying
	Rotary cup	Capable of handling slurries	May require air blast around periphery	Spray drying
				Spray cooling
Air-assist	Internal mixing	1 Good atomization	1. Liquid can back up in air line	Industrial furnaces
		2. Large passages prevent clogging	2. Requires auxiliary metering device	Industrial gas turbines
		3. Can atomize high-viscosity liquids	3. Needs external source of high-pressure air or steam	
	External mixing	Same as internal mixing, plus construction prevents backing up or liquid into the air line	1. Needs external source of air or steam	Same as internal mixing
			2. Does not permit high liquid/air ratios	
Airblast	Plain jet	1. Good atomization	1. Narrow spray angle	Industrial gas turbines
		2. Simple, cheap	2. Atomizing performance inferior to prefilming airblast	
	Prefilming	1. Good atomization especially at high ambient air pressures	Atomization poor at low air velocities	Wide range of industrial and aircraft gas turbines
		2. Wide spray angle		
Ultrasonic		1. Very fine atomization	Cannot handle high flow rates	Medical sprays
		2. Low spray velocity		Humidification

(Continued)

TABLE 1.1 ***(CONTINUED)***

Relative Merits of Various Types of Atomizers

Type	Description	Advantages	Drawbacks	Applications
				spray drying Acid etching combustion
Electrostatic		Very fine atomization	Cannot handle high flow rates	Paint spraying Printing

this relationship must be interpreted cautiously. The significance of density for atomization performance is diminished by the fact that most liquids exhibit only minor differences in this property. Moreover, the modest amount of available data on the effect of liquid density on mean drop size suggests that its influence is quite small.

One way of defining a spray is in terms of the increase in liquid surface area resulting from atomization. The surface area before breakup is simply that of the liquid cylinder as it emerges from the nozzle. After atomization, the area is the sum of the surface areas of all the individual droplets. This multiplication factor provides a direct indication of the level of atomization achieved and is useful in applications that emphasize surface phenomena such as evaporation and absorption. Surface tension is important in atomization because it represents the force that resists the formation of new surface area. The minimum energy required for atomization is equal to the surface tension multiplied by the increase in liquid surface area. Whenever atomization occurs under conditions where surface tension forces are important, the Weber number, which is the ratio of the inertial force to the surface tension force, is a useful dimensionless parameter for correlating drop size data. Commonly encountered surface tensions range from 0.073 kg/s^2 for water to 0.027 kg/s^2 for petroleum products. For most pure liquids in contact with air, the surface tension decreases with an increase in temperature and is independent of the age of the surface [15]. This is illustrated clearly in Figure 1.3.

In many respects, viscosity is the most important liquid property. Although in an absolute sense its influence on atomization is no greater than that of surface tension, its importance stems from the fact that it affects not only the drop size distributions in the spray but also the nozzle flow rate and spray pattern. An increase in viscosity lowers the Reynolds number and also hinders the development of any natural instability in the jet or sheet. The combined effect is to delay disintegration and increase the size of the drops in the spray.

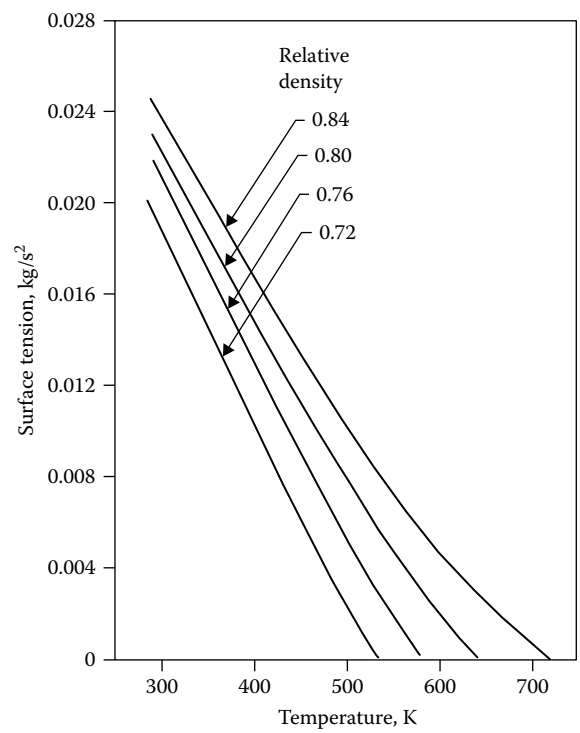

FIGURE 1.3
Surface tension–temperature relationship for hydrocarbon fuels of varying relative densities.

The effect of viscosity on flow within the nozzle is complex. In hollow-cone nozzles, a modest increase in viscosity can actually increase the flow rate. It does this by thickening the liquid film in the discharge orifice, thereby raising the effective flow area. At high viscosities, however, the flow rate usually diminishes with increasing viscosity. With pressure-swirl nozzles, an increase in viscosity generally produces a narrower spray angle. At very high viscosities the normal conical spray may collapse into a straight stream of relatively large ligaments and drops. An increase in liquid viscosity invariably has an adverse effect on atomization quality, because when viscous losses are large, less energy is available for atomization and a coarser

spray results. In airblast atomizers, liquid velocities are usually much lower than in pressure nozzles. In consequence, the drop sizes produced by airblast nozzles tend to be less sensitive to variations in liquid viscosity.

Table 1.2 lists the relevant physical properties of some of the liquids used in spray applications. The viscosity of these liquids ranges from 0.001 kg/m·s for water to 0.5 kg/m·s for heavy fuel oil. The viscosity of liquids generally decreases with an increase in temperature. It is customary to heat up many of the heavier fuel oils, partly to reduce pumping power requirements but also to improve atomization.

Some fluids, for example slurries of liquids and solid powders, are characterized by a nonlinear relationship between shear stress and shear strain rate. For such liquids, which are called non-Newtonian, it is necessary to specify the shear rate with the viscosity. The apparent reduction in viscosity with increasing shear rate highlights the need to minimize pressure losses in the supply lines and nozzles. This reduction is also desirable because the viscosities of non-Newtonian fluids have less effect on atomization if a high shear rate is produced in the liquid film formed by the nozzle [15]. Very little secondary atomization will occur once the drops are formed, due to the increase in apparent viscosity at the lower shear rate.

To successfully correlate or simulate atomization behavior, it is imperative to know the key physical properties at the point of atomization. Table 1.2 provides some information for an array of liquids as a starting point. However, for many applications, the temperature dependency must be established. Also, in the case of mixtures of pure liquids, the behavior of the mixture must be understood. In some cases, the properties of the mixture are simple mass weighted averages, but for some liquids (e.g., alcohols) an azeotrope may result, which has highly nonlinear behavior. Hence, for the best results, the researcher/end-user is urged to establish measurement capability for the physical properties using various ASTM, ISO, or SAE methods (e.g., ASTM D 1343-93 for viscosity, ASTM D971; D3825-09 or D7541-11 for surface tension; ASTM D4052 for density). Extensive information (CRC Report 635) is available for the temperature-dependent properties of jet fuels due to its critical role in aircraft and associated need for ensuring safety [16]. Yet, as an illustration of the importance of knowing the actual physical properties of the liquids being worked with, the information in CRC 635 is still only *representative* and the variability in properties from batch to batch of jet fuel still requires an independent measurement to have full confidence in the actual properties of the jet fuel being worked with.

In summary, it is imperative that the physical properties of the liquids used are well understood in order to apply the concepts within this book.

Ambient Conditions

The ambient gas into which sprays are injected can vary widely in pressure and temperature. This is especially true of liquid fuel fired combustion systems. In diesel engines, critical and supercritical pressure and temperature conditions are encountered. In gas turbine combustors, fuel sprays are injected into highly turbulent, swirling recirculating streams of reacting gases. In industrial furnaces, the fuel is sprayed into high-temperature flames of recirculating combustion products. With pressure-swirl atomizers, the spray angle decreases markedly with increase in ambient gas density until a minimum angle is reached beyond which any further increase in the ambient gas density has no effect on the spray angle. The ambient gas density also has a strong influence on the mean drop sizes produced by pressure-swirl atomizers. If the ambient pressure is raised continuously above the normal atmospheric value, the mean drop size increases initially until a maximum value is reached and then slowly declines. The reasons for this unusual relationship between ambient pressure and mean drop size are discussed in Chapter 6.

The spray patterns generated by pressure-swirl atomizers are also affected by the liquid injection pressure differential ΔP_L. The ejector action of the high-velocity spray generates air currents, which causes the spray angle to contract. This effect is aggravated by the increase in spray velocity that accompanies an increase in ΔP_L. Thus, although increasing ΔP_L has no effect on the spray angle immediately downstream of the nozzle, it causes appreciable contraction of the spray pattern farther downstream.

With plain-orifice atomizers an increase in the ambient gas density leads to a wider spray angle. This is because the increase in aerodynamic drag on the droplets, created by an increase in gas density, tends to produce a greater deceleration in the axial direction than in the radial direction.

The spray patterns produced by airblast atomizers tend to be fairly insensitive to variations in the ambient gas density. All but the largest drops in the spray tend to follow the streamlines of the airflow pattern generated at the nozzle exit by the various swirlers and shaped passages within the nozzle. This airflow pattern generally remains fixed and independent of air density, apart from second-order Reynolds number and Mach number effects. However, if the *natural* cone angle of the spray, that is, the spray angle with no air flowing, is markedly different from that of the air, then the change in aerodynamic drag forces produced by a change in air density will affect the resulting spray pattern. In general, an increase in air density will cause the spray pattern to adhere more closely to the streamlines of the atomizing air.

TABLE 1.2

Properties of Liquids

Liquid	Temperature (K)	Viscosity (kg/m·s)	Density (kg/m³)	Surface Tension (kg/s²)
Acetone	273	0.000400		0.0261
	293	0.00032	792	0.0237
	300	0.000300		
	303	0.000295		
	313	0.00028		0.02116
Ammonia	284			0.0234
	300	0.00013		0.0181
	307			0.0181
Aniline	283	0.0065		0.0441
	288	0.0053	1,000	0.040
	323	0.00185		0.0394
	373	0.00085		
Benzene	273	0.00091	899	0.0302
	283	0.00076		
	293	0.00065	880	0.0290
	303	0.00056		0.0276
	323	0.00044		
	353	0.00039		
Butane	300	0.00016		0.0116
Carbon tetrachloride	273	0.00133		
	293	0.00097	799	0.0270
	373	0.00038		0.0176
Castor oil	283	2.42		
	288		969	
	293	0.986		
	303	0.451		
	313	0.231		
	373	0.0169		
Chloroform	273	0.0007		
	293	0.00058	1,489	0.02714
	303	0.00051	926	
Cottonseed oil	289			
	293	0.0070		
Creosote	313	0.0070		
n-Decane	293	0.00092		
	300			0.0233
Ethane	300	0.000035		0.0007
Ethyl alcohol	273	0.00177		0.02405
	293	0.0012	791	0.02275
	303	0.0010		0.02189
	323	0.0007		
	343	0.00050		
Ethylene glycol	293	0.01990		
	313	0.00913		
	333	0.00495		
	353	0.00302		
	373	0.00199		
Fuel oil (light)	288	0.172	930	0.0250
	313	0.047	916	0.0230
	356	0.0083	880	0.0210
Fuel oil (medium)	313	0.215	936	0.0230
	378	0.0134	897	0.0200

(Continued)

TABLE 1.2 ***(CONTINUED)***

Properties of Liquids

Liquid	Temperature (K)	Viscosity (kg/m·s)	Density (kg/m³)	Surface Tension (kg/s²)
Fuel oil (heavy)	313	0.567	970	0.0230
	366	0.037	920	0.0210
	400	0.015	900	0.0200
Gas oil	288	0.0060	850	0.0240
	313	0.0033	863	0.0230
Glycerin	273	12.1	1,260	0.0630
	288	2.33		
	293	0.622		0.0630
Heptane	273	0.00052		
	300	0.00038		0.0194
	313	0.00034		
	343	0.00026		0.0194
Hexane	273	0.00040		
	293	0.00033		0.0184
	300	0.00029		0.0176
	323	0.00025		
Hydrazine	274	0.00129		
	293	0.00097		
	298			0.0915
Kerosene	293	0.0016	800	0.0260
Linseed oil	288		942	
	303	0.0331		
	363	0.0071		
Machine oil (light)	288.6	0.114		
	310.8	0.0342		
	373	0.0049		
Machine oil (heavy)	288.6	0.661		
	310.8	0.127		
Mercury	273	0.0017	13,600	
	293	0.00153	13,550	0.480
	313	0.00045		
Methyl alcohol	273	0.00082	810	0.0245
	293	0.00060		0.0226
	300	0.00053		0.0221
	323	0.00040		
Naphthalene	353	0.00097		
	373	0.00078		
	400			0.0288
Nonane	300			0.0223
n-Octane	293	0.00054		0.0218
	300	0.0005		0.0210
Olive oil	283	0.138		
	288		918	
	291			0.0331
	293	0.0840		
	343	0.0124		
Pentane	273	0.00029		
	300	0.00022		0.0153
Propane	300	0.000098		0.0064
Toluene	273	0.00077		0.0277
	293	0.00059		0.0285
	303	0.00053		0.0274

(Continued)

TABLE 1.2 ***(CONTINUED)***

Properties of Liquids

Liquid	Temperature (K)	Viscosity (kg/m·s)	Density (kg/m³)	Surface Tension (kg/s²)
	343	0.00035		
Turpentine	273	0.00225	870	
	283	0.00178		0.0270
	303	0.00127		
	343	0.000728		
Water	291			0.073
	300	0.00085		0.0717

Spray Characteristics

The spray process is inherently chaotic and random in nature. Further, the resulting spray is a result of several complex steps, starting with behavior within the atomizer itself. The transformation of intact liquid to droplets involves a number of dynamic processes. The resulting spray droplets sizes and distribution of the material are often the characteristics that are of interest in many applications, yet the steps to generating the size and spatial distribution of material is a result of the upstream behavior. In recent years, the focus of both simulations and measurements has moved farther upstream. However, the importance of drop size for the many processes that utilize liquid sprays remains key. Both instrumentation and simulation are driven by a desire to better understand the overall atomization process.

In the internal flow region, it is now possible to measure actual flow behavior within the flow passages using novel x-ray methods. The region immediately following the atomizer liquid exit is now being studied using various evolving methods [17]. The resulting drop size characteristics and spray spatial (and temporal) distributions are characterized using a variety of methods.

In terms of measuring drop size, due to its importance as critical parameters in atomization, a wide range of techniques have been developed over the decades. No single technique is completely satisfactory, but each technique has its own advantages and drawbacks, depending on the application. Classic direct methods include those in which individual drops are collected on slides for subsequent measurement and counting or in which droplets are frozen and sized as solid particles. With the impaction method, the drops are sorted on the basis of inertial differences. Depending on its size, a droplet may impact or fail to impact a solid surface or may follow a different trajectory. This allows all the drops in a spray to be sorted into different size categories. High-speed imaging can be used to provide instantaneous images of the drops in a spray, which are recorded for subsequent counting or analysis. High-speed pulsed microphotography, cinematography, and holography are being used to study drop size distributions and spray structure. Much of the tedium normally involved in detailed studies of drop size distributions in various regions of the spray can now be alleviated using automatic image analysis. The method has the important advantage of being nonintrusive, and can also give the temporal distribution of drop sizes as produced by the atomizer. In recent years, considerable advances have been made in the development of laser diagnostic techniques for measuring particle size and velocity in sprays.

A ubiquitous and effective method for assessing and comparing sprays is the Fraunhofer diffraction particle sizing, which uses a line-of-sight measurement through the spray. Various models of this instrument are commercially available for applications to both continuous and intermittent sprays.

More detailed information can be generated using interferometric methods both at a point as well as within a plane. Phase Doppler interferometry provides highly detailed results for the spray behavior at a point within the spray including size, multiple components of velocity, and inferred quantities such as concentration or volume flux. Such results are ideal for validation of simulations. Planar methods can capture information about size and velocity of droplets, providing additional insight into the dynamic processes within the spray and adding insight into coupling between the gas phase aerodynamics and the spray. In fact, the subject of laser diagnostics for measurement of spray has broadened to the point where it warrants its own textbook. Recent reviews of the subject are available [17, 18]. Summaries of the methods used in spray analysis prior to 1980 have been prepared by Chigier [19]. Even earlier methods are summarized by Putnam et al. [20] and Tate [21]. These and more recent developments are described in some detail in Chapter 9.

Ever evolving computational resources have facilitated detailed simulation capability which can implement sophisticated models developed to describe the atomization process and transport of the resulting droplets. Evaporation, droplet impact with surfaces and each other, and reaction of the liquid/vapor with surfaces and gases can also be readily computed.

Applications

A compilation by Tate [6] of some of the most important applications is contained in Table 1.3. While this perspective is more than four decades old, it is still quite relevant. As the cost, complexity, atomizing performance, and energy consumption vary widely between different types of atomizers, it is important to select the best atomizer for any given application. The following factors enter into the proper selection: properties of the liquid to be atomized, for example, density, viscosity, surface tension, and temperature; ambient gas properties, such as pressure, temperature, and flow pattern; particle sizes and percent solids in suspensions, slurries, and pastes; maximum flow rate; range of flow rates (turndown ratio); required mean drop size and drop size distribution; liquid or gas pressures available for nozzles, or power required for rotary atomizers; conditions that may contribute to wear and corrosion; size and shape of vessel, enclosure, or combustor containing spray; economics of spray operation taking into account initial cost, operating expenses, and depreciation; and safety considerations [6].

TABLE 1.3

Spray Applications

Production or processing
Spray drying (dairy products, coffee and tea, starch pharmaceuticals, soaps and detergents, pigments, etc.)
Spray cooling
Spray reactions (absorption, roasting, etc.)
Atomized suspension technique (effluents, waste liquors, etc.)
Powdered metals
Treatment
Evaporation and aeration
Cooling (spray ponds, towers, reactors, etc.)
Humidification and misting
Air and gas washing and scrubbing
Industrial washing and cleaning
Coating
Surface treatment
Spraypainting (pneumatic, airless, and electrostatic)
Flame spraying
Insulation, fibers, and undercoating materials
Multicomponent resins (urethanes, epoxies, polyesters, etc.)
Particle coating and encapsulation
Combustion
Oil burners (furnaces and heaters, industrial and marine boilers)
Diesel fuel injection
Gas turbines (aircraft, marine, automotive, etc.)
Rocket fuel injection
Miscellaneous
Medicinal sprays
Dispersion of chemical agents
Agricultural spraying (insecticides, herbicides, fertilizer solutions, etc.)
Foam and fog suppression
Printing
Acid etching

Source: Tate, R. W.: *Sprays, Kirk-Othmer Encyclopedia of Chemical Technology*. pp. 634–654. 1969. Copyright Wiley-VCH Verlag GmbH & Co. KGaA.

Glossary

Some of the terms frequently used in descriptions of atomizers and sprays are defined in the following. These definitions are necessarily brief, and no attempt has been made to include all qualifying considerations.

Air-assist nozzle: Nozzle in which high-velocity air or steam is used to enhance pressure atomization at low liquid flow rates.

Airblast atomizer: Atomizer in which a liquid jet or sheet is exposed to air flowing at high velocity.

Air core: Cylindrical void space within the rotating liquid in a simplex swirl chamber.

Arithmetic mean diameter: Linear mean diameter of drops in spray.

Atomization: Process whereby a volume of liquid is disintegrated into a multiplicity of small drops.

Beam steering: Refraction of a laser beam due to density gradients in the continuous phase.

Breakup length: Length of continuous portion of jet measured from nozzle exit to point where breakup occurs.

Cavitation: Formation of bubbles by gas or vapor released in flow regions of low static pressure; affects discharge coefficient and jet breakup.

Cavitation number: Ratio of pressure differential to downstream pressure; indicator of propensity for cavitation.

Combined spray: Spray produced when both stages flow simultaneously in a dual-orifice or piloted-airblast nozzle.

Continuous phase: Medium, usually gaseous, in which atomization occurs.

Critical flow rate: Liquid flow rate corresponding to the transition from one mode of atomization to another.

Critical Weber number: Value of Weber number above which a single drop will split into two or more drops.

Cumulative distribution: Plot of percentage by number, surface area, or volume of drops whose diameter is less than a given drop diameter.

Discharge coefficient: Ratio of actual flow rate to theoretical flow rate.

Discharge orifice: Final orifice through which liquid is discharged into the ambient gas.

Dispersed phase: Liquid to be atomized.

Dispersion: Ratio of the volume of a spray to the volume of the liquid contained within it.

Drooling: Sluggish dripping of liquid from a nozzle while spraying, usually caused by impingement of the spray on some surface other than the orifice from which the liquid is discharging [22].

Drop coalescence: Collision of two drops to form a single drop.

Droplet size: Diameter of a spherical droplet, usually expressed in micrometers.

Droplet uniformity index: Indication of the range of drop sizes in a spray relative to the median diameter.

Drop saturation: Droplet population exceeding the capability of the sizing instrument or method.

Dual-orifice atomizer: Atomizer consisting of two simplex nozzles fitted concentrically one inside other.

Duplex nozzle: Nozzle featuring a swirl chamber with two sets of tangential swirl ports, one set being the primary ports for low flows and the other the larger secondary ports for handling high flow rates.

Effective evaporation constant: Value of evaporation constant that includes heat-up period and convective effects.

Electrostatic atomizer: Atomizer in which electrical pressure is used to overcome surface tension forces and achieve atomization.

Equivalent spray angle: Angle formed by drawing two straight lines from the nozzle discharge orifice through the center of the liquid mass in the left and right lobes of the spray.

Evaporation constant: Indication of the rate of change of drop surface area during steady-state evaporation.

External mixing nozzle: Air-assist atomizer in which high-velocity gas impinges on a liquid at or outside the final orifice.

Extinction: Percentage of light removed from original direction; indicator of the extent to which measurements of mean drop size are affected by multiple scattering. Also termed *obscuration*.

Fan spray: Spray in the shape of a sector of a circle of about 75° angle; elliptical in cross section.

Film thickness: Thickness of annular liquid sheet as it discharges from the atomizer.

Flat spray: Same as fan spray.

Flow number: Effective flow area of a nozzle, usually expressed as the ratio of mass or volumetric flow rate to the square root of injection pressure differential.

Flow rate: Amount of liquid discharged during a given period of time; normally identified with all factors that affect flow rate, such as pressure differential and liquid density.

Frequency distribution curve: Plot of liquid volume per size class.

Heat transfer number: Indicator of rate of evaporation due to heat transfer to droplet from surrounding gas.

Heat-up period: Initial phase of droplet evaporation prior to attainment of steady-state conditions.

Hollow-cone spray: Spray in which most of the droplets are concentrated at the outer edge of a conical spray pattern.

Impingement: Collision of two round liquid jets or collision of a jet of liquid with a stationary deflector.

Impinging jet atomizer: Atomizer in which two liquid jets collide outside the nozzle to produce a liquid sheet perpendicular to the plane of the jets.

Internal mixing nozzle: Air-assist atomizer in which gas and liquid mix within the nozzle before discharging through the outlet orifice.

Mass transfer number: Indicator of rate of evaporation due to mass transfer.

Mass (volume) median diameter: Diameter of a drop below or above which 50% of the total mass (volume) of drops lies.

Mean drop size: A given spray is replaced by a fictitious one in which all the drops have the same diameter while retaining certain characteristics of the original spray.

Monodisperse spray: Spray containing drops of uniform size.

Multiple scattering: When spray number density is high some drops obscure part of signal generated by others, leading to biased diffraction patterns.

Normal distribution: Distribution of drop sizes based on the random occurrence of a given drop size.

Obscuration: Percentage of light removed from original direction; indicator of the extent to which measurements of mean drop size are affected by multiple scattering. Also known as *extinction*.

Ohnesorge number: Dimensionless group obtained by dividing the square root of the Weber number by the Reynolds number, which eliminates velocity from both; indicator of jet or sheet stability.

Patternation: A measure of the uniformity of the circumferential distribution of liquid in a conical spray. The term *radial patternation* is also used to describe the radial distribution of liquid within a conical spray.

Patternator: Two types are available: one designed to measure the radial liquid distribution in a conical spray, the other to measure the uniformity of the circumferential liquid distribution.

Plain-orifice atomizer: Atomizer in which liquid is ejected at high velocity through a small round hole; the best known example is a diesel injector.

Polydisperse spray: Spray containing drops of different sizes.

Prefilmer: Solid surface on which a thin continuous liquid film is formed.

Pressure atomizer: Single-fluid atomizer in which the conversion of pressure to kinetic energy results in a high relative velocity between the liquid and the surrounding gas.

Relative density: Ratio of the mass of a given volume of liquid to the mass of an equal volume of water; the temperature of both liquids must be stated. For example, relative density = 0.81 at 289/277 K indicates that the mass of the liquid was measured at 289 K and divided by the mass of an equal volume of water at 277 K. Formerly called specific gravity.

Relative span factor: Indicator of the range of drop sizes relative to the mass median diameter.

Reynolds number: Dimensionless ratio of inertial force to viscous force.

Rosin–Rammler distribution: Drop size distribution described in terms of two parameters, one of which provides a measure of the spread of drop sizes.

Rotary atomizer: Atomizer in which liquid is discharged from the edge of a rotating disk, cup, or slotted wheel.

Sauter mean diameter: Diameter of a droplet whose surface-to-volume ratio is equal to that of the entire spray.

Shroud air: A flow of air over the atomizer face to prevent deposition of carbon; also used to modify spray characteristics at low flow rates.

Simplex nozzle: Nozzle that employs a single swirl chamber to produce a well-atomized spray of wide cone angle.

Skewness: The axis of the nozzle spray cone is not colinear with the central axis of the nozzle; the maximum departure is stated in degrees [22].

Slinger system: Rotary atomizer employed in some small gas turbines.

Solid-cone spray: Spray in which the droplets are fairly uniformly distributed throughout a conical spray volume.

Spatial sampling: Measurement of drops contained within a volume under conditions such that contents of volume do not change during any single measurement.

Spill-return nozzle: Basically a simplex atomizer with provision for liquid to be removed from the swirl chamber and returned to supply; provides good atomization even at lowest flow rates.

Spitting: Large, irregular drops of liquid intermittently produced by otherwise uniformly fine spray; sometimes caused by internal flow leaks within the nozzle [22].

Spray angle: Angle formed by two straight lines drawn from the discharge orifice to cut the spray contours at a specific distance from the atomizer face.

Spray axis: Intersection of two planes of symmetry of the spray [6]; for symmetrical sprays the spray axis coincides with the centerline of the angle.

Stability curve: Graph showing relationship between jet velocity and breakup length.

Streak: Very narrow sector of the spray with more or less than the average concentration of droplets.

Surface tension: Property that resists expansion of liquid surface area. Surface tension forces must be overcome by aerodynamic, centrifugal, or pressure forces to achieve atomization.

Swirl chamber: Conical or cylindrical cavity having tangential inlets that impart a swirling motion to the liquid.

Temporal sampling: Measurement of drops that pass through a fixed area during a specific time interval.

Transition range: Small flow range of a dual-stage nozzle over which atomization quality is relatively poor; occurs when the pressurizing valve first opens to allow secondary liquid flow into the nozzle.

Turndown ratio: Ratio of maximum rated liquid flow to minimum rated liquid flow.

Twin-fluid atomizer: Generic term encompassing all nozzle types in which atomization is achieved using high-velocity air, gas, or steam.

Ultrasonic atomizer: Atomizer in which a vibrating surface is used to make a liquid film unstable and disintegrate into drops.

Upper critical point: Point on stability curve where breakup changes from varicose to sinuous.

Varicose: Term used to describe appearance of liquid jet during breakup without interaction with air.

Velocity coefficient: Ratio of actual discharge velocity to the theoretical velocity corresponding to the total pressure differential across the nozzle.

Viscosity: Liquid property that has a marked effect on atomization quality and spray angle and also affects pumping power requirements; very dependent on liquid temperature.

Visibility technique: Drop sizing interferometry used in conjunction with laser Doppler anemometry to measure both drop size and velocity.

Weber number: Dimensionless ratio of momentum force to surface tension force.

Web bulb temperature: Droplet surface temperature during steady-state evaporation.

Whistle atomizer: Atomizer in which sound waves are used to shatter a liquid jet into droplets.

Wide-range nozzle: Nozzle designed to provide good atomization over a wide range of liquid flow rates; best known example is dual-orifice nozzle.

Windmill atomizer: Rotary atomizer used for aerial application of pesticides; unique feature is use of wind forces to provide rotary motion.

References

1. Bachalo, W. D., Spray diagnostics for the twenty-first century, *Atomization Sprays*, Vol. 10, 2000, pp. 439–474.
2. Lefebvre, A. H., Fuel effects on gas turbine combustion—Ignition, stability, and combustion efficiency, *ASME J. Eng. Gas Turbines Power*, Vol. 107, 1985, pp. 24–37.
3. Reeves, C. M., and Lefebvre, A. H., Fuel effects on aircraft combustor emissions, ASME Paper 86-GT-212, 1986.
4. Rink, K. K., and Lefebvre, A. H., Influence of fuel drop size and combustor operating conditions on pollutant emissions, SAE Technical Paper 861541, 1986.
5. Rayleigh, L., On the instability of jets, *Proc. London Math. Soc.*, Vol. 10, 1878, pp. 4–13.
6. Tate, R. W., *Sprays, Kirk-Othmer Encyclopedia of Chemical Technology*, Vol. 18, 2nd ed., New York: John Wiley & Sons, 1969, pp. 634–654.
7. Fair, J., *Sprays, Kirk-Othmer Encyclopedia of Chemical Engineering*, Vol. 21, 3rd ed., New York: John Wiley & Sons, 1983, pp. 466–483.
8. Topp, M. N., Ultrasonic atomization—A photographic study of the mechanism of disintegration, *J. Aerosol Sci.*, Vol. 4, 1973, pp. 17–25.
9. Spillmann, J., and Sanderson, R., A disc-windmill atomizer for the aerial application of pesticides, in: *Proceedings of the 2nd International Conference on Liquid Atomization and Spray Systems*, Madison, Wisconsin, 1982, pp. 169–172.
10. Brown, R., and York, J. L., Sprays formed by flashing liquid jets, *AIChE J.*, Vol. 8, No. 2, 1962, pp. 149–153.
11. Sher, E., and Elata, C., Spray formation from pressure cans by flashing, *Ind. Eng. Chem. Process Des. Dev.*, Vol. 16, 1977, pp. 237–242.
12. Marek, C. J., and Cooper, L. P., U.S. Patent No. 4,189,914, 1980.
13. Solomon, A. S. P., Rupprecht, S. D., Chen, L. D., and Faeth, G. M., Flow and atomization in flashing injectors, *Atomization Spray Technol.*, Vol. 1, 1985, pp. 53–76.
14. Sovani, S. D., Sojka, P. E., and Lefebvre, A. H., Effervescent atomization, *Prog. Energy Combust. Sci.*, Vol. 27, 2001, pp. 483–521.
15. Christensen, L. S., and Steely, S. L., Monodisperse atomizers for agricultural aviation applications, NACA CR-159777, February 1980.
16. Coordinating Research Council. Handbook of aviation fuel properties, Coordinating Research Council Report 635, 2004.
17. Linne, M., Imaging in the optically dense regions of a spray: A review of developing techniques, *Prog. Energy Combust. Sci.*, Vol. 39, 2013, pp. 403–440.
18. Fansler, T. D., and Parrish, S. E., Spray measurement technology: A review, *Meas. Sci. Technol.*, Vol. 26, 2015, pp. 1–34.
19. Chigier, N., Drop size and velocity instrumentation, *Prog. Energy Combust. Sci.*, Vol. 9, 1983, pp. 155–177.
20. Putnam, A. A., Miesse, C. C, and Pilcher, J. M., Injection and combustion of liquid fuels, Battelle Memorial Institute, WADC Technical Report 56–344, 1957.
21. Tate, R. W., and Olsen, E. O., *Techniques for Measuring Droplet Size in Sprays*, West Des Moines, IA: Delavan Manufacturing Co., 1964.
22. Anon., *Atomizing Nozzles for Combustion Nozzles*, West Des Moines, IA: Delavan Manufacturing Co., 1968.

General Considerations

Bachalo, W. D. , Spray diagnostics for the twenty-first century, Atomization Sprays, Vol. 10, 2000, pp. 439–474.
Lefebvre, A. H. , Fuel effects on gas turbine combustion—Ignition, stability, and combustion efficiency, ASME J. Eng. Gas Turbines Power, Vol. 107, 1985, pp. 24–37.
Reeves, C. M. , and Lefebvre, A. H. , Fuel effects on aircraft combustor emissions, ASME Paper 86-GT-212, 1986.
Rink, K. K. , and Lefebvre, A. H. , Influence of fuel drop size and combustor operating conditions on pollutant emissions, SAE Technical Paper 861541, 1986.
Rayleigh, L. , On the instability of jets, Proc. London Math. Soc., Vol. 10, 1878, pp. 4–13.
Tate, R. W. , Sprays, Kirk-Othmer Encyclopedia of Chemical Technology, Vol. 18, 2nd ed., New York: John Wiley & Sons, 1969, pp. 634–654.
Fair, J. , Sprays, Kirk-Othmer Encyclopedia of Chemical Engineering, Vol. 21, 3rd ed., New York: John Wiley & Sons, 1983, pp. 466–483.
Topp, M. N. , Ultrasonic atomization—A photographic study of the mechanism of disintegration, J. Aerosol Sci., Vol. 4, 1973, pp. 17–25.
Spillmann, J. , and Sanderson, R. , A disc-windmill atomizer for the aerial application of pesticides, in: Proceedings of the 2nd International Conference on Liquid Atomization and Spray Systems, Madison, Wisconsin, 1982, pp. 169–172.
Brown, R. , and York, J. L. , Sprays formed by flashing liquid jets, AIChE J., Vol. 8, No. 2, 1962, pp. 149–153.
Sher, E. , and Elata, C. , Spray formation from pressure cans by flashing, Ind. Eng. Chem. Process Des. Dev., Vol. 16, 1977, pp. 237–242.
Marek, C. J. , and Cooper, L. P. , U.S. Patent No. 4,189,914, 1980.
Solomon, A. S. P. , Rupprecht, S. D. , Chen, L. D. , and Faeth, G. M. , Flow and atomization in flashing injectors, Atomization Spray Technol., Vol. 1, 1985, pp. 53–76.
Sovani, S. D. , Sojka, P. E. , and Lefebvre, A. H. , Effervescent atomization, Prog. Energy Combust. Sci., Vol. 27, 2001, pp. 483–521.
Christensen, L. S. , and Steely, S. L. , Monodisperse atomizers for agricultural aviation applications, NACA CR-159777, February 1980.
Coordinating Research Council . Handbook of aviation fuel properties, Coordinating Research Council Report 635, 2004.
Linne, M. , Imaging in the optically dense regions of a spray: A review of developing techniques, Prog. Energy Combust. Sci., Vol. 39, 2013, pp. 403–440.
Fansler, T. D. , and Parrish, S. E. , Spray measurement technology: A review, Meas. Sci. Technol., Vol. 26, 2015, pp. 1–34.
Chigier, N. , Drop size and velocity instrumentation, Prog. Energy Combust. Sci., Vol. 9, 1983, pp. 155–177.
Putnam, A. A. , Miesse, C. C. , and Pilcher, J. M. , Injection and combustion of liquid fuels, Battelle Memorial Institute, WADC Technical Report 56–344, 1957.
Tate, R. W. , and Olsen, E. O. , Techniques for Measuring Droplet Size in Sprays, West Des Moines, IA: Delavan Manufacturing Co., 1964.
Anon ., Atomizing Nozzles for Combustion Nozzles, West Des Moines, IA: Delavan Manufacturing Co., 1968.

Basic Processes in Atomization

Tamada, S. , and Shibaoka, Y. , cited in Atomization—A survey and critique of the literature, by Lapple, C. E. , Henry, J. P. , and Blake, D. E. , Stanford Research Institute Report No. 6, 1966.
Klüsener, O. , The injection process in compressor less diesel engines, VDI Z., Vol. 77, No. 7, 107–110 February 1933.
Giffen, E. , and Muraszew, A. , The Atomization of Liquid Fuels, New York: John Wiley & Sons, 1953.
Gordon, D. G. , Mechanism and speed of breakup of drops, J. Appl. Phys., Vol. 30, No. 11, 1959, pp. 1759–1761.
Lenard, P. , Uber Regen, Meteorol. Z., Vol. 21, 1904, pp. 248–262.
Hochschwender, E. , Mechanism and Speed of Breakup of Drops, Ph.D. thesis, University of Heidelberg, Heidelberg, Germany, 1949.
Hinze, J. O. , Fundamentals of the hydrodynamic mechanism of splitting in dispersion processes, AIChE J., Vol. 1, No. 3, 1955, pp. 289–295.
Castelman, R. A. , The mechanism of the atomization of liquids, J. Res. Natl. Bur. Stand., Vol. 6, No. 281, 1931, pp. 369–376.
Merrington, A. C. , and Richardson, E. G. , The breakup of liquid jets, Proc. Phys. Soc. Lond., Vol. 59, No. 331, 1947, pp. 1–13.
Taylor, G. I. , The function of emulsion in definable field flow, Proc. R. Soc. Lond. Ser. A., Vol. 146, 1934, pp. 501–523.
Rayleigh, L. , On the instability of jets, Proc. Lond. Math. Soc., Vol. 10, 1878, pp. 4–13.
Haenlein, A. , Disintegration of a liquid jet, NACA TN 659, 1932.
Ohnesorge, W. , Formation of drops by nozzles and the breakup of liquid jets, Z. Angew. Math. Mech., Vol. 16, 1936, pp. 355–358.
Sauter, J. , Determining size of drops in fuel mixture of internal combustion engines, NACA TM 390, 1926.
Scheubel, F. N. , On atomization in carburettors, NACA TM 644, 1931.
Castleman, R. A., Jr. , The mechanism of the atomization accompanying solid injection, NACA Report 440, 1932.
York, J. L. , Stubbs, H. F. , and Tek, M. R. , The mechanism of disintegration of liquid sheets, Trans. ASME, Vol. 75, 1953, pp. 1279–1286.
Lane, W. R. , Shatter of drops in streams of air, Ind. Eng. Chem., Vol. 43, No. 6, 1951, pp. 1312–1317.
Haas, F. C. , Stability of droplets suddenly exposed to a high velocity gas stream, AIChE J., Vol. 10, 1964, pp. 920–924.
Hanson, A. R. , Domich, E. G. , and Adams, H. S. , Shock tube investigation of the breakup of drops by air blasts, Phys. Fluids, Vol. 6, 1963, pp. 1070–1080.
Sleicher, C. A. , Maximum drop size in turbulent flow, AIChE J., Vol. 8, 1962, pp. 471–477.
Brodkey, R. A. , The Phenomena of Fluid Motions, Reading, MA: Addison-Wesley, 1967.
Gelfand, B. E. , Droplet breakup phenomena in flows with velocity lag, Prog. Energy Combust. Sci., Vol. 22, 1995, pp. 201–265.
Hsiang, L. P. , and Faeth, G. M. , Drop deformation and breakup due to shock wave and steady disturbances, Int. J. Multiphase Flow, Vol. 21, 1995, pp. 545–560.
Pilch, M. , and Erdman, C. A. , Use of breakup time data and velocity history data to predict the maximum size of stable fragments of acceleration-induced breakup of a liquid drop, Int. J. Multiphase Flow, Vol. 13, 1987, pp. 741–757.

O'Rourke, P. J. , and Amsden, A. A. , The TAB method for numerical calculations of spray droplet breakup, SAE Paper 872089, 1987.
Tanner, F. X. , Liquid jet atomization and droplet breakup modeling of non-evaporating diesel fuel sprays, SAE Paper 970050, 1997.
Ibrahim, E. A. , Yang, H. Q. , and Przekwas, A. J. , Modeling of spray droplets deformation and breakup, J. Prop. Power, Vol. 9, 1993, pp. 651–654.
Chryssakis, C. , and Assanis, A. , A unified fuel spray breakup model for internal combustion engine application, Atomization Sprays, Vol. 18, 2008, pp. 275–426.
Chryssakis, C. A. , Assanis, D. N. , and Tanner, F. X. , Atomization models, in: Ashgriz, N. (ed.), Handbook of Atomization and Sprays: Theory and Applications, New York: Springer, 2011.
Simmons, H. C. , The atomization of liquids: Principles and methods, Parker Hannifin Report No. 7901/2-0, 1979.
Guildenbecher, D. R. , Lopez-Rivera, C. , and Sojka, P. E. , Secondary atomization, Exp. Fluids, Vol. 46, 2009, pp. 371–402.
Kolmogorov, A. N. , On the disintegration of drops in a turbulent flow, Dokl. Akad. Nauk SSSR, Vol. 66, 1949, pp. 825–828.
Batchelor, G. K. , The Theory of Homogeneous Turbulence, Cambridge: University Press, 1956.
Clay, P. H. , Proc. R. Acad. Sci. (Amsterdam), Vol. 43, 1940, p. 852.
Sevik, M. , and Park, S. H. , The splitting of drops and bubbles by turbulent fluid flow, J. Fluids Eng., Vol. 95, 1973, pp. 53–60.
Prevish, T. D. , and Santavicca, D. A. , Turbulent Breakup of Hydrocarbon Droplets at Elevated Pressures, Sacramento: ILASS Americas, 1999.
Lasheras, J. C. , Villermaux, E. , and Hopfinger, E. J. , Break-up and atomization of a round water jet by a high-speed annular jet, J. Fluid Mech., Vol. 357, 1998, pp. 351–379.
Andersson, R. , and Andersson, B. , On the breakup of fluid particles in turbulent flows, AIChE J., Vol. 52, 2006, pp. 2021–2030.
Andersson, R. , and Andersson, B. , Modeling the breakup of fluid particles in turbulent flows, AIChE J., Vol. 52, 2006, pp. 2031–2038.
Greenberg, J. B. , Interacting sprays, in: Ashgriz, N. (ed.), Handbook of Atomization and Sprays: Theory and Applications, New York: Springer, 2011.
Tomotika, S. , Breaking up of a drop of viscous liquid immersed in another viscous fluid which is extending at a uniform rate, Proc. R. Soc. London Ser. A., Vol. 153, 1936, pp. 302–320.
Meister, B. J. , and Scheele, G. F. , Drop formation from cylindrical jets in immiscible liquid system, AIChE J., Vol. 15, No. 5, 1969, pp. 700–706.
Miesse, C. C. , Correlation of experimental data on the disintegration of liquid jets, Ind. Eng. Chem., Vol. 47, No. 9, 1955, pp. 1690–1701.
Rumscheidt, F. D. , and Mason, S. G. , Particle motion in sheared suspensions. deformation and burst of fluid drops in shear and hyperbolic flows, J. Colloid Sci., Vol. 16, 1967, pp. 238–261.
Krzywoblocki, M. A. , Jets–Review of literature, Jet Propul., Vol. 26, 1957, pp. 760–779.
Schweitzer, P. H. , Mechanism of disintegration of liquid jets, J. Appl. Phys., Vol. 8, 1937, pp. 513–521.
Marshall, W. R. , Atomization and spray drying, Chem. Eng. Prog. Monogr. Ser., Vol. 50, No. 2, 1954, pp. 50–56.
Sterling, A. M. , The Instability of Capillary Jets, Ph.D. thesis, University of Washington, Washington, 1969.
Phinney, R. E. , The breakup of a turbulent liquid jet in a gaseous atmosphere, J. Fluid Mech., Vol. 60, 1973, pp. 689–701.
Bixson, L. L. , and Deboi, H. H. , Investigation of rational scaling procedure for liquid fuel rocket engines, Technical Documentary Report SSD-TDR-62-78, Rocket Research Laboratories, Edwards Air Force Base, California, 1962.
Kocamustafaogullari, G. , Chen, I. Y. , and Ishii, M. , Unified theory for predicting maximum fluid particle size for drops and bubbles, Argonne National Laboratory Report NUREG/CR-4028, 1984.
Lin, S. P. , and Reitz, R. D. , Drop and spray formation from a liquid jet, Annu. Rev. Fluid Mech., Vol. 30, 1998, pp. 85–105.
Lin, S. P. , and Kang, D. J. , Atomization of a liquid jet, Phys. Fluids, Vol. 30, 1987, pp. 2000–2006.
Yoon, S. S. , and Heister, S. D. , Categorizing linear theories for atomizing round jets, Atomization Sprays, Vol. 13, 2003, pp. 499–516.
Birouk, M. , and Lekic, N. , Liquid jet breakup in quiescent atmosphere: A review, Atomization Sprays, Vol. 19, 2009, pp. 501–528.
Sirignano, W. A. , and Mehring, C. , Review of theory of distortion and disintegration of liquid streams, Prog. Energy Combust., Vol. 26, 2000, pp. 609–655.
Bidone, G. , Experiences sur la Forme et sur la Direction des Veines et des Courants d'Eau Lances par Diverses Ouvertures, Turin: Imprimerie Royale, 1829, pp. 1–136.
Savart, F. , Memoire sur le choc d'une veine liquide lancee sur un plan circulaire, Ann. Chim. Phys., Vol. 53, 1833, pp. 337–386.
Plateau, J. , Statique expérimentale et théorique des liquides soumis aux seules forces moléculaires, in: Rayleigh, L. (ed.), Theory of Sound, Vol. 2, New York: Dover Publications, 1945.
McCarthy, M. J. , and Molloy, N. A. , Review of stability of liquid jets and the influence of nozzle design, Chem. Eng. J., Vol. 7, 1974, pp. 1–20.
Tyler, F. , Instability of liquid jets, Philos. Mag. (London), Vol. 16, 1933, pp. 504–518.
Weber, C. , Disintegration of liquid jets, Z. Angew. Math. Mech., Vol. 11, No. 2, 1931, pp. 136–159.
Reitz, R. D. , Atomization and Other Breakup Regimes of a Liquid Jet, Ph.D. thesis, Princeton University, Princeton, NJ, 1978.
Schiller, L. , Untersuchungen ueber laminare und turbulente stromung, VDI Forschungsarbeit., Vol. 248, 1922, pp. 17–25.
Sterling, A. M. , and Sleicher, C. A. , The instability of capillary jets, J. Fluid Mech., Vol. 68, 1975, pp. 477–495.
Eisenklam, P. , and Hooper, P. C. , The flow characteristics of laminar and turbulent jets of liquid, Ministry of Supply D.G.G.W. Report/EMR/58/10, September 1958.
Rupe, J. H. , Jet Propulsion Laboratory Report No. 32-207, January 1962.
Wu, P. K. , Miranda, R. F. , and Faeth, G. M. , Effects of initial flow conditions on primary breakup of non-turbulent and turbulent round liquid jets, Atomization Sprays, Vol. 5, 1995, pp. 175–196.
Reitz, R. D. , Modeling atomization processes in high-pressure, vaporizing sprays, Atomization Spray Technol., Vol. 3, 1987, pp. 309–337.
Beale, J. C. , and Reitz, R. D. , Modeling spray atomization with the Kelvin-Helmholtz/Rayleigh-Taylor hybrid model, Atomization Sprays, Vol. 9, 1999, pp. 623–650.
Faeth, G. M. , Hsiang, L. P. , and Wu, P. K. , Structure and breakup properties of sprays, Int. J. Multiphase Flows, Vol. 21, 1995, pp. 99–127.
Simmons, H. C. , The correlation of drop-size distributions in fuel nozzle sprays, J. Eng. Power, Vol. 99, 1977, pp. 309–319.
Yi, Y. , and Reitz, R. D. , Modeling the primary breakup of high-speed jets, Atomization Sprays, Vol. 14, 2004, pp. 53–80.

Grant, R. P. , and Middleman, S. , Newtonian jet stability, AIChE J., Vol. 12, No. 4, 1966, pp. 669–678.
Mahoney, T. J. , and Sterling, M. A. , The breakup length of laminar Newtonian liquid jets in air, in: Proceedings of the 1st International Conference on Liquid Atomization and Spray Systems, Tokyo, 1978, pp. 9–12.
Phinney, R. E. , and Humphries, W. , Stability of a Viscous Jet—Newtonian Liquids, NOLTR 70-5, January 1970, U.S. Naval Ordnance Laboratory, Silver Spring, MD.
Van de Sande, E. , and Smith, J. M. , Jet breakup and air entrainment by low-velocity turbulent jets, Chem. Eng. Sci., Vol. 31, No. 3, 1976, pp. 219–224.
Reitz, R. D. , and Bracco, F. V. , Mechanism of atomization of a liquid jet, Phys. Fluids, Vol. 25, No. 2, 1982, pp. 1730–1741.
Taylor, J. J. , and Hoyt, J. W. , Water jet photography—Techniques and methods, Exp. Fluids, Vol. 1, 1983, pp. 113–120.
DeJuhasz, K. J. , Trans. ASME, Vol. 53, 1931, p. 65.
Bergwerk, W. , Flow pattern in diesel nozzle spray holes, Proc. Inst. Mech. Eng., Vol. 173, 1959, pp. 655–660.
Sadek, R. , Communication on flow pattern in nozzle spray holes and discharge coefficient of orifices, Proc. Inst. Mech. Eng., Vol. 173, No. 25, 1959, pp. 671–672.
Vitman, L. A. , in: Kutateladze, S. S. (ed.), Problems of Heat Transfer and Hydraulics in Two-Phase Media, Moscow, 1961, p. 374.
Lienhard, J. H. , and Day, J. B. , The breakup of superheated liquid jets, Trans. ASME J. Basic Eng. Ser. D., Vol. 92, No. 3, 1970, pp. 515–522.
Lafrance, P. , The breakup length of turbulent liquid jets, Trans. ASME J. Fluids Eng., Vol 99, No. 2 June 1977, pp. 414–415.
Baron, T. , Technical report No. 4, University of Illinois, 1949.
Tanasawa, Y. , and Toyoda, S. , On the Atomizing Characteristics of High-Speed Jet I, Trans. Jpn. Soc. Mech., Vol. 20, 1954, p. 300.
Yoshizawa, Y. , Kawashima, T. , and Yanaida, K. , Tohoku kozan, J. Tohoku Mining Soc., Vol. 11, 1964, p. 37.
Hiroyasu, H. , Shimizu, M. , and Arai, M. , The breakup of high speed jet in a high pressure gaseous atmosphere, in: Proceedings of the 2nd International Conference on Liquid Atomization and Spray Systems, Madison, Wisconsin, 1982, pp. 69–74.
Arai, M. , Shimizu, M. , and Hiroyasu, H. , Breakup length and spray angle of high speed jet, in: Proceedings of the 3rd International Conference on Liquid Atomization and Spray Systems, London, 1985, pp. IB/4/1–10.
Linne, M. , Imaging in the optically dense regions of a spray: A review of developing techniques, Prog. Energ. Combust., Vol. 39, 2013, pp. 403–440.
Farago, Z. , and Chigier, N. , Morphological classification of disintegration of round liquid jets in a coaxial air stream, Atomization Sprays, Vol. 2, 1992, pp. 137–153.
Fritsching, U. , Spray systems, in: Crowe, C. (ed.), Handbook of Multiphase Flows, Boca Raton, FL: CRC Press, 2005.
Lasheras, J. C. , and Hopfinger, E. J. , Liquid jet instability and atomization in a coaxial gas stream, Annu. Rev. Fluid Mech., Vol. 32, 2000, pp. 275–308.
Leroux, B. , Delabroy, O. , and Lacas, F. , Experimental study of coaxial atomizers scaling, Part I: Dense core zone, Atomization Sprays, Vol. 17, 2007, pp. 381–407.
Engelbert, C. , Hardalupus, Y. , and Whitelaw, J. , Breakup phenomena in coaxial airblast atomizers, Proc. R. Soc., Vol. 451, 1995, pp. 189–229.
Kitamura, Y. , and Takahashi, T. , Stability of a liquid jet in air flow normal to the jet axis, J. Chem. Eng. Jpn., Vol. 9, No. 4, 1976, pp. 282–286.
Schetz, J. A. , and Padhye, A. , Penetration and breakup of liquids in subsonic airstreams, AIAA J., Vol. 15, 1977, pp. 1385–1390.
Heister, S. D. , Nguyen, T. T. , and Karagozian, A. R. , Modeling of liquid jets injected transversely into a supersonic crossflow, AIAA J., Vol. 27, 1989, pp. 1727–1734.
Li, H. S. , and Karagozian, A. R. , Breakup of a liquid jet in supersonic crossflow, AIAA J., Vol. 30, 1992, pp. 1919–1921.
Wu, P. K. , Kirkendall, K. A. , Fuller, R. P. , and Nejad, A. S. , Breakup processes of liquid jets in subsonic crossflow, J. Propul. Power, Vol. 14, 1998, pp. 64–73.
Wu, P. K. , Kirkendall, K. A. , Fuller, R. P. , and Nejad, A. S. , Spray structures of liquid jets atomized in subsonic crossflows, J. Propul. Power, Vol. 13, 1997, pp. 173–182.
Sallam, K. A. , Aalburg, C. , and Faeth, G. M. , Breakup of round nonturbulent liquid jets in gaseous crossflow, AIAA J., Vol. 42, 2004, pp. 2529–2540.
Lee, K. , Aalburg, C. , Diez, F. J. , Faeth, G. M. , and Sallam, K. A. , Primary breakup of turbulent round liquid jets in uniform crossflows, AIAA J., Vol. 45, 2007, pp. 1907–1916.
Wang, M. , Broumand, M. , and Birouk, M. , Liquid jet trajectory in a subsonic gaseous crossflow: An analysis of published correlations, Atomization Sprays, Vol 26, No. 11, 2016, pp. 1083–1110.
Wang, Q. , Mondragon, U. M. , Brown, C. T. , and McDonell, V. G. , Characterization of trajectory, breakpoint, and breakpoint dynamics of a plain liquid jet in a crossflow, Atomization Sprays, Vol. 21, 2011, pp. 203–219.
Fraser, R. P. , and Eisenklam, P. , Research into the performance of atomizers for liquids, Imp. Coll. Chem. Eng. Soc. J., Vol. 7, 1953, pp. 52–68.
Fraser, R. P. , Liquid fuel atomization, in: Sixth Symposium (International) on Combustion, Rein-hold, New York, 1957, pp. 687–701.
Fraser, R. P. , Eisenklam, P. , Dombrowski, N. , and Hasson, D. , Drop formation from rapidly moving sheets, AIChE J., Vol. 8, No. 5, 1962, pp. 672–680.
Dombrowski, N. , and Johns, W. R. , The aerodynamic instability and disintegration of viscous liquid sheets, Chem. Eng. Sci., Vol. 18, 1963, pp. 203–214.
Dombrowski, N. , and Fraser, R. P. , A photographic investigation into the disintegration of liquid sheets, Philos. Trans. R. Soc. Lond. Ser. A Math. Phys. Sci., Vol. 247, No. 924, 1954, pp. 101–130.
Fraser, R. P. , Dombrowski, N. , and Routley, J. H. , The atomization of a liquid sheet by an impinging air stream, Chem. Eng. Sci., Vol. 18, 1963, pp. 339–353.
Crapper, G. D. , and Dombrowski, N. , A note on the effect of forced disturbances on the stability of thin liquid sheets and on the resulting drop size, Int. J. Multiphase Flow, Vol. 10, No. 6, 1984, pp. 731–736.
Rangel, R. , and Sirignano, W. A. , The linear and non- linear shear instability of a fluid sheet, Phys. Fluids A., Vol. 3, 1999, pp. 2392–2400.

Mehring, C. , and Sirignano, W. A. , Review of theory of distortion and disintegration of liquid streams, Prog. Energy Combust. Sci., Vol. 26, 2000, pp. 609–655.
Lin, S. P. , Breakup of Liquid Sheets and Jets, Cambridge: Cambridge Publishing, 2003.
Dumouchel, C. , On the experimental investigation on primary atomization of liquid streams, Exp. Fluids, Vol. 45, 2008, pp. 371–422.
Senecal, P. K. , Schmidt, D. P. , Nouar, I. , Rutland, C. J. , Reitz, R. D. , and Corradini, M. L. , Modeling high-speed viscous liquid sheet atomization, Int. J. Multiphase Flows, Vol. 25, 1999, pp. 1073–1097.
Hagerty, W. W. , and Shea, J. F. , A study of the stability of plane fluid sheets, J. Appl. Mech., Vol. 22, No. 4, 1955, pp. 509–514.
Squire, H. B. , Investigation of the instability of a moving liquid film, Br. J. Appl. Phys., Vol. 4, 1953, pp. 167–169.
Rizk, N. K. , and Lefebvre, A. H. , Influence of liquid film thickness on airblast atomization, Trans. ASME J. Eng. Power, Vol. 102, 1980, pp. 706–710.
El-Shanawany, M. S. M. R. , and Lefebvre, A. H. , Airblast atomization: The effect of linear scale on mean drop size, J. Energy, Vol. 4, No. 4, 1980, pp. 184–189.
Arai, T. , and Hashimoto, H. , Disintegration of a thin liquid sheet in a cocurrent gas stream, in: Proceedings of the 3rd International Conference on Liquid Atomization and Spray Systems, London, 1985, pp. V1B/1/1–7.
Carvalho, I. S. , Heitor, M. V. , and Santos, D. , Liquid film disintegration regimes and proposed correlations, Int. J. Multiphase Flow, Vol. 28, 2002, pp. 773–789.
Park, J. , Huh, K. Y. , Li, X. , and Renksizbulut, M. , Experimental investigation on cellular breakup of a planar liquid sheet from an air-blast nozzle, Phys. Fluids, Vol. 16, 2004, pp. 625–632.
Eisenklam, P. , Recent research and development work on liquid atomization in Europe and the U.S.A., in: Paper presented at the 5th Conference on Liquid Atomization, Tokyo, 1976.
Hasson D. , and Mizrahi, J. , The drop size of fan spray nozzle, measurements by the solidifying wax method compared with those obtained by other sizing techniques, Trans. Inst. Chem. Eng., Vol. 39, No. 6, 1961, pp. 415–422.
Beck, J. E. , Lefrevre, A. H. , and Koblish, T. R. , Airblast atomization at conditions of low air velocity, J. Prop. Power, Vol. 7, 1991, pp. 207–212.
Lefebvre, A. H. , Energy considerations in twin-fluid atomization, J. Eng. Gas Turb. Power, Vol. 114, 1992, pp. 89–96.
Yule, A. J. , and Dunkley, J. J. , Atomization of Melts, New York: Oxford Press, 1994.

Drop Size Distributions of Sprays

Fraser, R. P. , and Eisenklam, P. , Liquid atomization and the drop size of sprays, Trans. Inst. Chem. Eng., Vol. 34, 1956, pp. 294–319.
Rizk, N. K. , and Lefebvre, A. H. , Airblast atomization: Studies on drop-size distribution, J. Energy, Vol. 6, No. 5, 1982, pp. 323–327.
Miesse, C. C. , and Putnam, A. A. , Mathematical expressions for drop-size distributions, Injection and Combustion of Liquid Fuels, Section II, WADC Technical Report 56–344, Battelle Memorial Institute, March 1957.
Nukiyama, S. , and Tanasawa, Y. , Experiments on the atomization of liquids in an air stream, Report 3, On the Droplet-Size Distribution in an Atomized Jet, Defense Research Board, Department National Defense, Ottawa, Canada; translated from Trans. Soc. Mech. Eng. Jpn., Vol. 5, No. 18, 1939, pp. 62–67.
Rosin, P. , and Rammler, E. , The laws governing the fineness of powdered coal, J. Inst. Fuel, Vol. 7, No. 31, 1933, pp. 29–36.
Rizk, N. K. , and Lefebvre, A. H. , Drop-size distribution characteristics of spill-return atomizers, AIAA J. Propul. Power, Vol. 1, No. 3, 1985, pp. 16–22.
Rizk, N. K. , Spray characteristics of the LHX nozzle, Allison Gas Turbine Engines Report Nos. AR 0300-90 and AR 0300-91, 1984.
Mugele, R. , and Evans, H. D. , Droplet size distributions in sprays, Ind. Eng. Chem., Vol. 43, No. 6, 1951, pp. 1317–1324.
Bhatia, J. C. , Dominick, J. , and Durst, F. , Phase-Doppler anemometry and the log-hyperbolic distribution applied to liquid sprays, Part. Part. Syst. Char., Vol. 5, 1988, pp. 153–164.
Xu, T.-H. , Durst, F. , and Tropea, C. , The three parameter log-hyperbolic distribution and it application to particle sizing, in: Proceedings, ICLASS-91, Gaithersburg, MD, July, 1991, pp. 316–331.
Babinsky, E. , and Sojka, P. E. , Modeling drop size distributions, Prog. Energ. Combust., Vol. 28, 2002, pp. 303–329.
Paloposki, T. , Drop size distributions in liquid sprays, Acta Polytechnica Scandinavica: Mechanical Engineering Series, Vol. 114, Helsinki, Finland: Finnish Academy of Technology, 1994.
Brodkey, R. A. , The Phenomena of Fluid Motions, Reading, MA: Addison-Wesley, 1967.
Marshall, W. R., Jr. , Mathematical representations of drop-size distributions of prays. Atomization and Spray Drying, Chapter VI, Chem. Eng. Prog. Monogr. Ser., Vol. 50, No. 2, New York: American Institute of Chemical Engineers, 1954.
Bayvel, L.P. Liquid Atomization, Washington, DC, CRC Press, 1993.
Sowa, W. A. , Interpreting mean drop diameters using distribution moments, Atomization Sprays, Vol. 2, 1992, pp. 1–15.
Chin, J. S. , and Lefebvre, A. H. , Some comments on the characterization of drop-size distributions in sprays, in: Proceedings of the 3rd International Conference on Liquid Atomization and Spray Systems, London, Paper No. IVA/1, 1985.
Zhao, Y. H. , Hou, M. H. , and Chin, J. S. , Drop size distributions from swirl and airblast atomizers, Atomization Spray Technol., Vol. 2, 1986, pp. 3–15.
Martin, C. A. , and Markham, D. L. , Empirical correlation of drop size/volume fraction distribution in gas turbine fuel nozzle sprays, ASME Paper ASME 79-WA/GT-12, 1979.
Tate, R. W. , Some problems associated with the accurate representation of drop-size distributions, in: Proceedings of the 2nd International Conference on Liquid Atomization and Sprays (ICLASS), Madison, WI, 1982, pp. 341–351.
Dechelette, A. , Babinsky, E. , and Sojka, P. E. , Drop size distributions, in: Ashgriz, N. (ed.), Handbook of Atomization and Sprays New York: Springer, 2011.

Atomizers

Elliott, M. A. , Combustion of diesel fuel, SAE Trans., Vol. 3, No. 3, 1949, pp. 490–497.

Rosselli, A. , and Badgley, P. , Simulation of the Cummins diesel injection system, SAE Trans., Vol. 80, Pt. 3, 1971, pp. 1870–1880.

Sinnamon, J. F. , Lancaster, D. R. , and Steiner, J. C. , An experimental and analytical study of engine fuel spray trajectories, SAE Trans., Vol. 89, Sect. 1, 1980, pp. 765–783.

Elkotb, M. M. , Fuel atomization for spray modeling, Prog. Energy Combust. Sci., Vol. 8, 1982, pp. 61–91.

Borman, G. L. , and Johnson, J. H. , Unsteady vaporization histories and trajectories of fuel drops injected into swirling air, SAE Paper 598C, 1962.

Adler, D. , and Lyn, W. T. , The evaporation and mixing of a fuel spray in a diesel air swirl, Proc. Inst. Mech. Eng., Vol. 184, Pt. 3J, Paper 16, 1969.

Arai, M. , Tabata, M. , Hiroyasu, H. , and Shimizu, M. , Disintegrating process and spray characterization of fuel jet injected by a diesel nozzle, SAE Trans., Vol. 93, Sect. 2, 1984, pp. 2358–2371.

Hiroyasu, H. , Diesel engine combustion and its modelling, in: International JSME Symposium on Diagnostics and Modeling on Combustion in Reciprocating Engines, Tokyo, September 4–6, 1985.

Schweitzer, P. H. , Penetration of oil sprays, Pennsylvania State Engineering Experimental Station Bulletin No. 46, 1937.

Lyn, W. T. , and Valdamanis, E. , The application of high-speed Schlieren photography to diesel combustion research, J. Photogr. Sci., Vol. 10, 1962, pp. 74–82.

Huber, E. W. , Stock, D. , and Pischinger, F. , Investigation of mixture formation and combustion in diesel engine with the aid of Schlieren method, in: 9th International Congress on Combustion Engines (CIMAC), Stockholm, Sweden, 1971.

Rife, J. , and Heywood, J. B. , Photographic and performance studies of diesel combustion with a rapid compression machine, SAE Trans., Vol. 83, 1974, pp. 2942–2961.

Hiroyasu, H. , and Arai, M. , Fuel spray penetration and spray angle in diesel engines, Trans. JSAE, Vol. 21, 1980, pp. 5–11.

Reitz, R. D. , and Bracco, F. V. , On the dependence of spray angle and other spray parameters on nozzle design and operating conditions, SAE Technical Paper Series, 790494, 1979.

Pickett, L. M. and Siebers, D. L. , Soot in diesel fuel jets: Effects of ambient temperature, ambient density, and injection pressure, Combust. Flame, Vol. 138, 2004, pp. 114–135.

Linne, M. , Paciaroni, M. , Hall, T. , and Parker, T. , Ballistic imaging of the near field in a diesel sprays, Exp. Fluids, Vol. 40, pp. 836–846.

Smallwood, G. J. and Gülder, O. L. , Views on the structure of transient diesel sprays, Atomization Sprays, Vol. 10, 2000, pp. 355–386.

Lee, S. L. , Park, S. W. , and Kwon, S. I. , An experimental study on the atomization and combustion characteristics of biodiesel-blended fuels, Energ. Fuels, Vol. 19, 2005, pp. 2201–2208.

Payri, R. , Salvador, F. J. , Gimeno, J. , and De la Morena, J. , Influence of injector technology on injection and combustion development Part I and II, Appl. Energ., Vol. 88, pp. 1068–1074; 1130–1139.

Dec, J. , Advanced compression-ignition engines—Understanding the in-cylinder processes, P. Combust. Inst., Vol. 32, 2009, pp. 2727–2742.

Duke, D. J. , Kastengren, A. L. , Tilocco, F. Z. , Swantek, A. B. , and Powell, C. F. , X-ray radiography measurements of cavitating nozzle flow, Atomization Sprays, Vol. 23, 2013, pp. 841–860.

Chiu, S. , Shahed, S. M. , and Lyn, W. T. , A transient spray mixing model for diesel combustion, SAE Trans., Vol. 85, Sect. 1, 1976, pp. 502–512.

Dent, J. C. , A basis for comparison of various experimental methods for studying spray penetration, SAE Trans., Vol. 80, Pt. 3, 1971, pp. 1881–1884.

Hiroyasu, H. , and Kadota, T. , Models for combustion and formation of nitric oxide and soot in direct-injection diesel engines, SAE Trans., Vol. 85, 1976, pp. 513–526.

Melton, R. B. , Diesel fuel injection viewed as a jet phenomenon, SAE Paper 710132, 1971.

Haselman, L. C. , and Westbrook, C. K. , A theoretical model for two-phase fuel injection in stratified charge engines, SAE Paper 780318, 1978.

Pirouz-Panah, V. , and Williams, T. J. , Influence of droplets on the properties of liquid fuel jets, Proc. Inst. Mech. Eng., Vol. 191, No. 28, 1977, pp. 299–306.

Reitz, R. D. , and Rutland, C. J. , Development and testing of diesel engine CFD models, Prog. Energ. Combust., Vol. 21, 1995, pp. 173–196.

Andriotis, A. , Gavaises, M. , and Arcoumanis, C. , Vortex flow and cavitation in diesel injector nozzles, J. Fluid Mech., Vol. 610, 2008, pp. 195–215.

Basha, S. A. , and Gopal, K. R. , In-cylinder fluid flow, turbulence, and spray models—A review, Renew. Sust. Energ. Rev., Vol. 13, 2009, pp. 1620–1627.

Dahms, R. N. , Manin, J. , Pickett, L. M. , and Oefelein, J. C. , Understanding high-pressure gas–liquid interface phenomena in diesel engines. Proceedings of the Combustion Institute, Vol 34, No. 1, 2013, pp 1667–1675

Drake, M. C. , and Haworth, D. C. , Advanced gasoline engine development using optical diagnostics and numerical modeling, Proc. Combust. Inst., Vol. 31, 2007, pp. 99–124.

Zhao, F. , Lai, M.-C. , and Harrington, D. L. , Automotive spark-ignited direct injection gasoline engines, Prog. Energ. Combust., Vol. 25, 1999, pp. 437–562.

Lewis, J. D. , Studies of Atomization and Injection Processes in the Liquid Propellant Rocket Engine, Combustion and Propulsion, Fifth AGARD Colloquium on High Temperature Phenomena, London: Pergamon Press, 1963, pp. 141–174.

Ashgriz, N. , Impinging jet atomization, in: Ashgriz, N. (ed.), Handbook of Atomization and Sprays, New York: Springer, 2011.

Delavan Industrial Nozzles and Accessories, brochure, Delavan Ltd. , Gorsey Lane, Widnes, Cheshire, WA80RJ, England.

Tate, R. , Sprays, in: Kirk-Othmer Encyclopedia of Chemical Technology, Vol. 18, 2nd ed., Kirk-Othmer , editor, New York: Inter-science Publishers, 1969, pp. 634–654.

Joyce, J. R. , The atomization of liquid fuels for combustion, J. Inst. Fuel, Vol. 22, No. 124, 1949, pp. 150–156.
Jones, A. R. , Design optimization of a large pressure jet atomizer for power plant, in: Proceedings of the 2nd International Conference on Liquid Atomization and Spray Systems, Madison, Wisconsin, 1982, pp. 181–185.
Joyce, J. R. , Report ICT 15, Shell Research Ltd., London, 1947.
Mock, F. C. , and Ganger, D. R. , Practical conclusions on gas turbine spray nozzles, SAE Q. Trans., Vol. 4, No. 3, July 1950, pp. 357–367.
Carey, F. H. , The development of the spill flow burner and its control system for gas turbine engines, J. R. Aeronaut. Soc., Vol. 58, No. 527, November 1954, pp. 737–753.
Radcliffe, A. , The performance of a type of swirl atomizer, Proc. Inst. Mech. Eng., Vol. 169, 1955, pp. 93–106.
Radcliffe, A. , Fuel injection, in: High Speed Aerodynamics and Jet Propulsion, Sect. D, Vol XI, Hawthorne, W.R. and Olson, W.T. , editors Princeton, NJ: Princeton University Press, 1960.
Tipler, W. , and Wilson, A. W. , Combustion in gas turbines, Paper No. B9, in: Proceedings of the Congress International des Machines a Combustion (CIMAC), Paris, 1959, pp. 897–927.
Dombrowski, N. , and Munday, G. , Spray Drying, in: Biochemical and Biological Engineering Science, Vol 2, Chap. 16, Blakegrough, N. , editor New York: Academic Press, 1968, pp. 209–320.
Rizk, N. , and Lefebvre, A. H. , Internal flow characteristics of simplex swirl atomizers, J. Prop Power, Vol. 1, 1985, pp. 193–199.
Sakman, A. T. , Jog, M. A. , Jeng, S. M. , and Benjamin, M. A. , Parametric study of simplex fuel nozzle internal flow and performance, AIAA J., Vol. 38, 2000, pp. 1214–1218.
Eslamian, M. , and Ashgriz, N. , Swirl, t-jet, and vibrating-mesh atomizers, in: Ashgiz, N. (ed.), Handbook of Atomization and Sprays, New York NY: Springer, 2011.
Vijay, G. A. , Moorthi, N. S. V. , and Manivannan, A. , Internal and external flow characteristics of swirl atomizers: A review, Atomization Sprays, Vol. 25, 2015, pp. 153–188.
Pilcher, J. M. , and Miesse, C. C. , Methods of atomization, in: Injection and Combustion of Liquid Fuels, Chap. 2, WADC-TR-56-3 AD 118142, Columbus, Ohio: Battelle Memorial Institute, March 1957.
Tyler, S. R. , and Turner, H. G. , Fuel systems and high speed flight, Shell Aviation News, No. 233, 1957.
Hermann, J. , Gleis, S. , and Vortmeyer, D. , Active Instability Control (AIC) of spray combustors by modulation of the liquid fuel flow rate, Combust. Sci. Technol., Vol. 118, 1996, pp. 1–25.
Lee, J.-Y. , Lubarsky, E. , and Zinn, B. T. , “Slow” active control of combustion instabilities by modification of liquid fuel spray properties, Proc. Combust. Inst., Vol. 30, 2005, pp. 1757–1764.
Clare, H. , Gardiner, J. A. , and Neale, M. C. , Study of fuel injection in air breathing combustion chambers, in: Experimental Methods in Combustion Research, Surugue, J. (Editor). London: Pergamon Press, 1964, pp. 5–20.
Smith, R. W. , and Miller, P. C. H. , Drift predictions in the near nozzle region of a flat fan spray, J. Agr. Eng. Res., Vol. 59, 1994, pp. 111–120.
Snyder, H. , Senser, D. W. , Lefebvre, A. H. , and Coutinho, R. S. , Drop size measurements in electrostatic paint sprays, IEEE T. Ind. Appl., Vol. 25, 1989, pp. 720–727.
Fraser, R. P. , and Eisenklam, P. , Liquid atomization and the drop size of sprays, Trans. Inst. Chem. Eng., Vol. 34, 1956, pp. 295–319.
Dombrowski, N. , and Fraser, R. P. , A photographic investigation into the disintegration of liquid sheets, Philos. Trans. R. Soc. Lond. Ser. A., Vol. 247, No. 924, September 1954, pp. 101–130.
Dombrowski, N. , Hasson, D. , and Ward, D. E. , Some aspects of liquid flow through fan spray nozzles, Chem. Eng. Sci., Vol. 12, 1960, pp. 35–50.
Carr, E. , The Combustion of a range of distillate fuels in small gas turbine engines, ASME Paper 79-GT-175, 1979.
Carr, E. , Further applications of the Lucas fan spray fuel injection system, ASME Paper 85-IGT-116, 1985.
Mansour, A. , and Chigier, N. , Disintegration of liquid sheets, Phys. Fluids, Vol. 2, 1990, pp. 706–719.
Mansour, A. , and Chigier, N. , Dynamic behavior of liquid sheets, Phys. Fluids, Vol. 3, 1990, pp. 2971–2980.
Altimira, M. , Rivas, A. , Ramos, J. C. , and Anton, R. , On the disintegration of fan-shaped liquid sheets, Atomization Sprays, Vol. 22, 2012, pp. 733–755.
Watkins, S. C. , Simplified flat spray fuel nozzle, U.S. Patent No. 3,759,448, 1972.
Masters, K. , Spray Drying, 2nd ed., New York: John Wiley & Sons, 1976.
Hinze, J. O. , and Milborn, H. , Atomization of liquids by means of a rotating cup, ASME J. Appl. Mech., Vol. 17, No. 2, 1950, pp. 145–153.
Friedman, S. J. , Bluckert, F. A. , and Marshall, W. R. , Centrifugal disk atomization, Chem. Eng. Prog., Vol. 48, 1952, pp. 181–191.
Kayano, A. , and Kamiya, T. , Calculation of the mean size of the droplets purged from the rotating disk, in: Proceedings of the 1st International Conference on Liquid Atomization and Spray Systems, Tokyo, 1978, pp. 133–143.
Tanasawa, Y. , Miyasaka, Y. , and Umehara, M. , Effect of shape of rotating disks and cups on liquid atomization, in: Proceedings of the 1st International Conference on Liquid Atomization and Spray Systems, Tokyo, 1978, pp. 165–172.
Matsumoto, S. , Crosby, E. J. , and Belcher, D. W. , Rotary atomizers; performance understanding and prediction, in: Proceedings of the 3rd International Conference on Liquid Atomization and Spray Systems, London, July 1985, pp. 1A/1/1–20.
Willauer, H. D. , Mushrush, G. W. , and Williams, F. W. , Critical evaluation of rotary atomizer, Petrol. Sci. Technol., Vol. 24, 2006, pp. 1215–1232.
Karim, G. A. , and Kumar, R. , The atomization of liquids at low ambient pressure conditions, in: Proceedings of the 1st International Conference on Liquid Atomization and Spray Systems, Tokyo, August 1978, pp. 151–155.
Masters, K. , Rotary atomizers, in: Proceedings of the 1st International Conference on Liquid Atomization and Spray Systems, Tokyo, August 1978, p. 456.
Wehner, H. , Combustion chambers for turbine power plants, Interavia, Vol. 7, No. 7, 1952, pp. 395–400.
Maskey, H. C. , and Marsh, F. X. , The annular combustion chamber with centrifugal fuel injection, SAE Preprint No. 444C, 1962.
Nichol, I. W. , The T65 and T72 shaft turbines, SAE Preprint No. 624A, 1963.
Burgher, M. W. , Interrelated parameters of gas turbine engine design and electrical ignition systems, SAE Preprint No. 682C, 1963.
Morishita, T. , A development of the fuel atomizing device utilizing high rotational speed, ASME Paper, 81-GT-180, New York: 1981
Dahm, W. J. A. , Patel, P. R. , and Lerg, B. H. , Experimental visualizations of liquid breakup regimes in fuel slinger atomization, Atomization Sprays, Vol. 16, 2006, pp. 933–944.

Dahm, W. J. A. , Patel, P. R. , and Lerg, B. H. , Analysis of liquid breakup regimes in fuel slinger atomization, Atomization Sprays, Vol. 16, 2006.
Choi, S. M. , Lee, D. , and Park, J. , Ignition and combustion characteristics of the gas turbine slinger combustor, J. Mech. Sci. Tech., Vol. 22, 2008, pp. 538–544.
Choi, S. M. , Jang, S. H. , Lee, D. H. , and You, G. W. , Spray characteristics of the rotating fuel injection system of a micro-jet engine, J. Mech. Sci. Tech., Vol. 24., 2010, pp. 551–558.
Romp, H. A. , Oil Burning, New York: Martinus Nijhoff, The Hague; Stechert & Company, 1937.
Gretzinger, J. , and Marshall, W. R., Jr. , Characteristics of pneumatic atomization, J. Am. Inst. Chem. Eng., Vol. 7, No. 2, June 1961, pp. 312–318.
Mullinger, P. J. , and Chigier, N. A. , The design and performance of internal mixing multi-jet twin-fluid atomizers, J. Inst. Fuel, Vol. 47, 1974, pp. 251–261.
Bryce, W. B. , Cox, N. W. , and Joyce, W. I. , Oil droplet production and size measurement from a twin-fluid atomizer using real fluids, in: Proceedings of the 1st International Conference on Liquid Atomization and Spray Systems, Tokyo, 1978, pp. 259–263.
Sargeant, M. , Blast atomizer developments in the central electricity generating board, in: Proceedings of the 2nd International Conference on Liquid Atomization and Spray Systems, Madison, Wisconsin, 1982, pp. 131–135.
Hurley, J. F. , and Doyle, B. W. , Design of two-phase atomizers for use in combustion furnaces, in: Proceedings of the 3rd International Conference on Liquid Atomization and Spray Systems, London, July 1985, pp. 1A/3/1–13.
Hewitt, A. J. , Droplet size spectra produced by air-assisted atomizers, J. Aerosol Sci., Vol. 24, 1993, pp. 155–162.
Kufferath, A. , Wende, B. , and Leuckel, W. , Influence of liquid flow conditions on spray characteristics of internal-mixing twin-fluid atomizers, Int. J. Heat Fluid Flow, Vol. 20, 1999, pp. 513–519.
Lal, S. , Kushari, A. , Gupta, M. , Kapoor, J. C. , and Maji, S. , Experimental study of an air-assisted mist generator, Exp. Therm. Fluid Sci., Vol. 34, 2010, pp. 1029–1035.
Mlkvik, M. , Stahle, P. , Schuchmann, H. P. , Gaukel, V. , Jedelsky, J. , and Jicha, M. , Twin-fluid atomization of viscous liquids: The effect of atomizer construction on breakup process, spray stability, and droplet size, Int. J. Multiphase Flows, Vol. 77, 2015, pp. 19–31.
Rosfjord, T. J. , Atomization of coal water mixtures: Evaluation of fuel nozzles and a cellulose gum simulant, ASME Paper 85-GT-38, 1985.
Wigg, L. D. , The effect of scale on fine sprays produced by large airblast atomizers, National Gas Turbine Establishment Report No. 236, 1959.
Stambuleanu, A. , Flame Combustion Processes in Industry, Turnbridge Wells, Kent: Abacus Press, 1976.
Jasuja, A. K. , Atomization of crude and residual fuel oils, ASME J. Eng. Power, Vol. 101, No. 2, 1979, pp. 250–258.
Cohen, J. M. , and Rosfjord, T. J. , Influences on the sprays formed by high-shear fuel nozzle/swirler assemblies, J. Propul. Power, Vol. 9, 1993, pp. 16–29.
Sher, E. , and Elata, D. , Spray formation from pressure cans by flashing Ind. Eng. Chem. Process Des. Dev., Vol. 16, 1977, pp. 237–242.
Marek, C. J. , and Cooper, L. P. , U.S. Patent No. 4,189,914, 1980.
Solomon, A. S. P. , Rupprecht, S. D. , Chen, L. D. , and Faeth, G. M. , Flow and atomization in flashing injectors, Atomization Spray Technol., Vol. 1, No. 1, 1985, pp. 53–76.
Reitz, R. , A photographic study of flash-boiling atomization, Aerosol Sci. Technol., Vol. 12, 1990, pp. 561–569.
Witlox, H. , Harper, M. , Bowen, P. , and Clearly, V. , Flashing liquid jets and two-phase droplet dispersion: II. Comparison and validation of droplet size and rainout, J. Hazard. Mater., Vol. 142, 2007, pp. 797–809.
Sher, E. , Bar-Kohany, T. , and Rashkovan, A. , Flash-boiling atomization, Prog. Energ. Combust., Vol. 34, 2008, pp. 417–439.
Polanco, G. , Hold., A. E. , and Munday, G. , General review of flashing jet studies, J. Hazard. Mater., Vol. 173, 2010, pp. 2–18.
Lefebvre, A. H. , Wang, X. F. , and Martin, C. A. , Spray characteristics of aerated liquid pressure atomizers, AIAA J. Propul. Power, Vol. 4, 1988, pp. 293–298.
Lefebvre, A. H. , Gas Turbine Combustion, Hemisphere Publishing Corp, 1983.
Sovani, S. D. , Sojka, P. E. , and Lefebvre, A. H. , Effervescent atomization, Prog. Energ. Combust., Vol. 27, 2001, pp. 483–521.
Graf, P. E. , Breakup of small liquid volume by electrical charging, in: Proceedings of API Research Conference on Distillate Fuel Combustion, API Publication 1701, Paper CP62–4, 1962.
Luther, F. E. , Electrostatic atomization of No. 2 heating oil, in: Proceedings of API Research Conference on Distillate Fuel Combustion, API Publication 1701, Paper CP62–3, 1962.
Peskin, R. L. , Raco, R. J. , and Morehouse, J. , A study of parameters governing electrostatic atomization of fuel oil, in: Proceedings of API Research Conference on Distillate Fuel Combustion, API Publication 704, 1965.
Bollini, R. , Sample, B. , Seigal, S. D. , and Boarman, J. W. , Production of monodisperse charged metal particles by harmonic electrical spraying, J. Interface Sci., Vol. 51, No. 2, 1975, pp. 272–277.
Drozin, V. G. , The electrical dispersion of liquids as aerosols, J. Colloid Sci., Vol. 10, No. 2, 1955, pp. 158–164.
Macky, W. A. , Some investigations on the deformation and breaking of water drops in strong electric fields, Proc. R. Soc. Lond. Ser. A, Vol. 133, 1931, pp. 565–587.
Nawab, M. A. , and Mason, S. C. , The preparation of uniform emulsions by electrical dispersion, J. Colloid Sci., Vol. 13, 1958, pp. 179–187.
Vonnegut, B. , and Neubauer, R. L. , Production of monodisperse liquid particles by electrical atomization, J. Colloid Sci., Vol. 7, 1952, pp. 616–622.
Kelly, A. J. , The electrostatic atomization of hydrocarbons, in: Proceedings of the 2nd International Conference on Liquid Atomization and Spray Systems, Madison, Wisconsin, 1982, pp. 57–65.
Bailey, A. G. , The theory and practice of electrostatic spraying, Atomization Spray Technol., Vol. 2, 1986, pp. 95–134.
Kelly, A. J. , On the statistical, quantum, and practical mechanics of electrostatic sprays, J. Aerosol Sci., Vol. 25, 1994, pp. 1159–1177.
Law, E. S. , Agricultural electrostatic spray application: A review of significant research and development during the 20th century. J. Electrostat., Vol. 51–52, 2001, pp. 25–42.
Shrimpton, J. , and Yule, A. J. Electrohydrodynamics of charge injection atomization: Regimes and fundamental limits, Atomization Sprays, Vol. 13, 2003, pp. 173–190.
Maski, D. , and Durairaj, D. , Effects of electrode voltage, liquid flow rate, and liquid properties on spray chargeability of an air-assisted electrostatic-induction spray-charging system, J. Electrostat., Vol. 68, 2010, pp. 152–158.

Lang, R. J. , Ultrasonic atomization of liquids, J. Acoust. Soc. Am., Vol. 34, No. 1, 1962, pp. 6–8.
Cabler, P. , Geddes, L. A. , and Rosborough, J. , The use of ultrasonic energy to vaporize anaesthetic liquids, Br. J. Aneasth., Vol. 47, 1975, pp. 541–545.
Berger, H. L. , Characterization of a class of widely applicable ultrasonic nozzles, in: Proceedings of the 3rd International Conference on Liquid Atomization and Spray Systems, London, July 1985, pp. 1A/2/1–13.
Topp, M. N. , and Eisenklam, P. , Industrial and medical use of ultrasonic atomizers, Ultrasonics, Vol. 10, No. 3, 1972, pp. 127–133.
Lee, K. W. , Putnam, A. A. , Gieseke, J. A. , Golovin, M. N. , and Hale, J. A. , Spray nozzle designs for agricultural aviation applications, NASA CR 159702, 1979.
Freitas, S. , Merkle, H. P. , and Gander, B. , Ultrasonic atomisation into reduced pressure atmosphere—Envisaged aseptic spray-drying for microencapsulation, J. Control. Release, Vol. 95, 2004, pp. 185–195.
Avvaru, B. , Patil, M. N. , Gogate, P. R. , and Pandit, A. B. , Ultrasonic atomization: Effects of liquid phase properties, Ultrasonics, Vol. 44, 2006, pp. 146–158.
Rajan, R. , and Pandit, A. B. , Correlations to predict droplet size in ultrasonic atomisation, Ultrasonics, Vol. 39, 2001, pp. 235–255.
Wilcox, R. L. , and Tate, R. W. , Liquid atomization in a high intensity sound field, J. Am. Inst. Chem. Eng., Vol. 11, No. 1, 1965, pp. 69–72.
Lefebvre, A. , Fifty years of gas turbine fuel injection, Atomization Sprays, Vol. 10, 2000, pp. 251–276.
Kors, D. L. , Lawver, B. R. , and Addoms, J. F. , Platelet-injector venture carburetor for internal combustion engines, US Patent 3,914,347, 1975.
Simmons, H. C. , and Harvey, R. J. , Spray nozzle and method of manufacturing same, US Patent 5,435,884, 1995.
Mansour, A. , Benjamin, M. , Straub, D. L. , and Richards, G. A. , Application of macrolamination technology to lean, premixed combustion, J. Engr. Gas Turb. Power, Vol. 123, 2001, pp. 796–802.

Flow in Atomizers

Bird, A. L. , Some characteristics of nozzles and sprays for oil engines, in: *Transactions, Second World Power Conference* , Berlin, Vol 8, Sect. 29, No. 82, 1930, p. 260.
Gellales, A. G. , Effect of orifice length/diameter ratio on fuel sprays for compression ignition engines, NACA Report No. 402, 1931.
Schweitzer, P. H. , Mechanism of disintegration of liquid jets, J. Appl. Phys., Vol. 8, 1937, pp. 513–521.
Giffen, E. , and Muraszew, A. , Atomization of Liquid Fuels, London: Chapman & Hall, 1953.
Bergwerk, W. , Flow pattern in diesel nozzle spray holes, Proc. Inst. Mech. Eng., Vol. 173, No. 25, 1959, pp. 655–660.
Spikes, R. H. , and Pennington, G. A. , Discharge coefficient of small submerged orifices, Proc. Inst. Mech. Eng., Vol. 173, No. 25, 1959, pp. 661–665.
Lichtarowicz, A. , Duggins, R. K. , and Markland, E. , Discharge coefficients for incompressible non-cavitating flow through long orifices, J. Mech. Eng. Sci., Vol. 7, No. 2, 1965, pp. 210–219.
Arai, M. , Shimizu, M. , and Hiroyasu, H. , Breakup length and spray angle of high speed jet, in: Proceedings of the 3rd International Conference on Liquid Atomization and Spray Systems (ICLASS), London, 1985, pp. IB/4/1–10.
Zucrow, M. J. , Discharge characteristics of submerged jets, Bull. No. 31, Engineering Experimental Station, Purdue University, West Lafayette, Ind., 1928.
Hiroyasu, H. , Arai, M. , and Shimizu, M. , Break-up length of a liquid jet and internal flow in a nozzle, in: Proceedings of the 5th International Conference on Liquid Atomization and Spray Systems (ICLASS), Gaithersberg, MD, 1991, pp. 275–282.
Nakayama, Y. , Action of the fluid in the air micrometer: First report, characteristics of small diameter nozzle and orifice, Bull. Jpn. Soc. Mech. Eng., Vol. 4, 1961, pp. 516–524.
Asihmin, V. I. , Geller, Z. I. , and Skobel'cyn, Y. A. , Discharge of a Real Fluid from Cylindrical Orifices (in Russian), Oil Ind., Vol 9, Moscow, 1961.
Ruiz, F. , and Chigier, N. , The mechanics of high speed cavitation, in: Proceedings of the 3rd International Conference on Liquid Atomization and Spray Systems, London, 1985, pp. VIB/ 3/1–15.
Varde, K. S. , and Popa, D. M. , Diesel fuel spray penetration at high injection pressure, SAE Paper 830448, 1984.
Nurick, W. H. , Orifice cavitation and its effect on spray mixing, J. Fluid. Eng., Vol. 98, 1976, pp. 681–687.
Schmidt, D. P. , and Corradini, M. L. , The internal flow of diesel fuel injector nozzles: A review, Int. J. Engine Res., Vol. 2, 2001, pp. 1–23.
Thompson, A. S. , and Heister, S. D. , Visualization of cavitating flow within a high-aspect-ratio slot injector, Atomization Sprays, Vol. 26, 2016, pp. 93–119.
Payri, F. , Bermudez, V. , Payri, R. , and Salvador, F. J. , The influence of cavitation on the internal flow and the spray characteristics in diesel injection nozzles, Fuel, Vol. 83, 2004, pp. 419–431.
Reitz, R. D. , Atomization and Other Breakup Regimes of a Liquid Jet, Ph.D. thesis, Princeton University, Princeton, New Jersey, 1978.
Sou, A. , Hosokawa, S. , and Tomiyama, A. , Cavitation in nozzles of plain orifice atomizers with various length-to-diameter ratios, Atomization Sprays, Vol. 20, 2010, pp. 513–524.
Nurick, W. H. , Ohanian, T. , Talley, D. G. , and Strakey, P. A. , Impact of orifice length/diameter ratio of 90 deg sharp-edge orifice flow with manifold cross flow, J. Fluid. Eng., Vol. 131, 2009, pp. 081103, doi:10.1115/1.3155959.
Nurick, W. H. , Ohanian, T. , Talley, D. G. , and Strakey, P. A. , The impact of manifold to orifice turning angle on sharp-edge orifice flow characteristics in both cavitation and noncavitation turbulent flow regimes, J. Fluid. Eng., Vol. 130, 2009, pp. 121102, doi:10.1115/1.2978999.
Watson, E. A. , Unpublished report, Joseph Lucas Ltd., London, 1947.
Taylor, G. I. , The mechanics of swirl atomizers, Seventh International Congress of Applied Mechanics, London, UK, Vol. 2, Pt. 1, 1948. pp. 280–285.
Taylor, G. I. , The boundary layer in the converging nozzle of a swirl atomizer, Q. J. Mech. Appl. Math., Vol. 3, Pt. 2, 1950, pp. 129–139.
Binnie, A. M. , and Harris, D. P. , The application of boundary layer theory to swirling liquid flow through a nozzle, Q. J. Mech. Appl. Math., Vol. 3, Pt. 1, 1950, pp. 80–106.

Hodgekinson, T. G. , Porton Technical Report No. 191, 1950.
Moon, S. , Bae, C. , Abo-Serie, E. F. , and Cho, J. , Internal and near-nozzle flow of a pressure-swirl atomizer under varied fuel temperature, Atomization Sprays, Vol. 17, 2007, pp. 529–550.
Chinn, J. J. , An appraisal of swirl atomizer inviscid flow analysis, Part 1: The principle of maximum flow for a swirl atomizer and its use in the exposition of early flow analyses, Atomization Sprays, Vol. 19, 2009, pp. 263–282.
Chinn, J. J. , An appraisal of swirl atomizer inviscid flow analysis, Part 2: Inviscid spray cone angle analysis and comparison of inviscid methods with experimental results for discharge coefficient, air core radius, and spray cone angle, Atomization Sprays, Vol. 19, 2009, pp. 283–308.
Dombrowski, N. , and Hassan, D. , The flow characteristics of swirl centrifugal spray pressure nozzles with low viscosity liquids, AIChE J., Vol. 15, 1969, p. 604.
Jones, A. R. , Design optimization of a large pressure-jet atomizer for power plant, in: Proceedings of the 2nd International Conference on Liquid Atomization and Spray Systems, Madison, WI, 1982, pp. 181–185.
Radcliffe, A. , The performance of a type of swirl atomizer, Proc. Inst. Mech. Eng., Vol. 169, 1955, pp. 93–106.
Carlisle, D. R. , Communication on the performance of a type of swirl atomizer, by A. Radcliffe, Proc. Inst. Mech. Eng., Vol. 169, 1955, p. 101.
Eisenklam, P. , Atomization of liquid fuels for combustion, J. Inst. Fuel, Vol. 34, 1961, pp. 130–143.
Rizk, N. K. , and Lefebvre, A. H. , Internal flow characteristics of simplex swirl atomizers, AIAA. J. Propul. Power, Vol. 1, No. 3, 1985, pp. 193–199.
Tipler, W. , and Wilson, A. W. , Combustion in gas turbines, Paper B9, in: Proceedings of the Congress International des Machines a Combustion (CIMAC), Paris, 1959, pp. 897–927.
Elkotb, M. M. , Rafat, N. M. , and Hanna, M. A. , The influence of swirl atomizer geometry on the atomization performance, in: Proceedings of the 1st International Conference on Liquid Atomization and Spray Systems, Tokyo, 1978, pp. 109–115.
Joyce, J. R. , Report ICT15, Shell Research Ltd., London, 1947.
Babu, K. R. , Narasimhan, M. V. , and Narayanaswamy, K. , Correlations for prediction of discharge rate, cone angle, and air core diameter of swirl spray atomizers, in: Proceedings of the 2nd International Conference on Liquid Atomization and Spray Systems, Madison, WI, 1982, pp. 91–97.
Lefebvre, A. H. , Gas Turbine Combustion, Washington, DC: Council on Hemisphere Affairs, 1983.
Simmons, H. C. , and Harding, C. F. , Some effects of using water as a test fluid in fuel nozzle spray analysis, ASME Paper 80-GT-90, presented at ASME Gas Turbine Conference, New Orleans, 1980.
Sankaran Kutty, P. , Narasimhan, M. V. , and Narayanaswamy, K. , Design and prediction of discharge rate, cone angle, and air core diameter of swirl chamber atomizers, in: Proceedings of the 1st International Conference on Liquid Atomization and Spray Systems, Tokyo, 1978, pp. 93–100.
Narasimhan, M. V. , Sankaran Kutty, P. , and Narayanaswamy, K. , Prediction of the air core diameter in swirl chamber atomizers, Unpublished report, 1978.
Jasuja, A. K. , Atomization of crude and residual fuel oils, ASME J. Eng. Power, Vol. 101, No. 2, 1979, pp. 250–258.
Rizk, N. K. , and Lefebvre, A. H. , Influence of liquid film thickness on airblast atomization, ASME J. Eng. Power, Vol. 102, No. 3, 1980, pp. 706–710.
Simmons, H. C. , The prediction of Sauter mean diameter for gas turbine fuel nozzles of different types, ASME J. Eng. Power, Vol. 102, No. 3, 1980, pp. 646–652.
Suyari, M. , and Lefebvre, A. H. , Film thickness measurements in a simplex swirl atomizer, AIAA J. Propul. Power, Vol. 2, No. 6, 1986, pp. 528–533.
Moon, S. , Abo-Serie, E. , and Bae, C. , Liquid film thickness inside the high pressure swirl injectors: Real scale measurements and evaluation of analytical equations, Exp. Therm. Fluid Sci., Vol. 34, 2010, pp. 113–121.
Sankaran Kutty, P. , Narasimhan, M. V. , and Narayanaswamy, K. , Prediction of the coefficient of discharge of swirl chamber atomizers, Unpublished work, 1978.
Rizk, N. K. , and Lefebvre, A. H. , Prediction of velocity coefficient and spray cone angle for simplex swirl atomizers, in: Proceedings of the 3rd International Conference on Liquid Atomization and Spray Systems, London, 1985, pp. III C/2/1–16.
Rizk, N. K. , and Lefebvre, A. H. , Influence of liquid properties on the internal flow characteristics of simplex swirl atomizers, Atomization Spray Technol., Vol. 2, No. 3, 1986, pp. 219–233.
Yule, A. , and Chinn, J. J. , The internal flow and exit conditions of pressure swirl atomizers, Atomization Sprays, Vol. 10, 2000, pp. 121–146.
Sakman, A. T. , Jog, M. A. , Jeng, S. M. , and Benjamin, M. A. , Parametric study of simplex fuel nozzle internal flow and performance, AIAA J., Vol. 38, 2000, pp. 1214–1218.
Vijay, G. A. , Moorthi, N. S. V. , and Manivannan, A. , Internal and external flow characteristics of swirl atomizers: A review, Atomization Sprays, Vol. 25, 2015, pp. 153–188.
Hinze, J. O. , and Milborn, H. , Atomization of liquids by means of a rotating cup, J. Appl. Mech., Vol. 17, No. 2, 1950, pp. 145–153.
Adler, C. R. , and Marshall, W. R. , Performance of spinning disk atomizers, Chem. Eng. Prog., Vol. 47, 1951, pp. 515–601.
Fraser, R. P. , Dombrowski, N. , and Routley, J. H. , The production of uniform liquid sheets from spinning cups; The filming by spinning cups; The atomization of a liquid sheet by an impinging air stream, Chem. Eng. Sci., Vol. 18, 1963, pp. 315–321, 323–337, 339–353.
Walton, W. H. , and Prewitt, W. C. , The production of sprays and mists of uniform drop size by means of spinning disc type sprayers, Proc. Phys. Soc., Vol. 62, Pt. 6, June 1949, pp. 341–350.
Willauer, H. D. , Anath, R. , Hoover, J. B. , Mushrush, G. W. , and Williams, F. W. , Critical evaluation of rotary atomizer, Petrol. Sci. Technol., Vol. 24, 2006, pp. 1215–1232.
Christensen, L. S. , and Steely, S. L. , Monodisperse Atomizers for Agricultural Aviation Applications, NASA CR-159777, February 1980.
Eisenklam, P. , On ligament formation from spinning disks and cups, Chem. Eng. Sci., Vol. 19, 1964, pp. 693–694.
Tanasawa, Y. , Miyasaka, Y. , and Umehara, M. , Effect of shape of rotating disks and cups on liquid atomization, in: Proceedings of the 1st International Conference on Liquid Atomization and Spray Systems, Tokyo, 1978, pp. 165–172.
Emslie, A. G. , Benner, F. T. , and Peck, L. G. , J. Appl. Phys., Vol. 29, 1958, p. 858.
Oyama, Y. , and Endou, K. , On the centrifugal disk atomization and studies on the atomization of water droplets, Kagaku Kogaku, Vol. 17, 1953, pp. 256–260, 269–275 (in Japanese, English summary).

Matsumoto, S. , Belcher, D. W. , and Crosby, E. J. , Rotary atomizers: Performance understanding and prediction, in: Proceedings of the 3rd International Conference on Liquid Atomization and Spray Systems, London, 1985, pp. IA/1/1–21.
Nikolaev, V. S. , Vachagin, K. D. , and Baryshev, Y. N. , Film flow of viscous liquids over surfaces of rapidly rotating conical disks Int. Chem. Eng., Vol. 7, 1967, p. 595.
Bruin, S. , Velocity distributions in a liquid film flowing over a rotating conical surface, Chem. Eng. Sci., Vol. 24, No. 11, 1969, pp. 1647–1654.
Matsumoto, S. , Saito, K. , and Takashima, Y. , Bull Tokyo Inst. Technol., Vol. 116, 1973, p. 85.
Lefebvre, A. H. , and Miller, D. , The development of an air blast atomizer for gas turbine application, CoA-Report-AERO-193, College of Aeronautics, Cranfield, Bedford, England, June 1966.
Simmons, H. C. , Parker Hannifin Report, BTA 136, 1981.

Atomizer Performance

Jenny, P. , Roekaerts, D. , and Beishuizen, N. , Modeling of turbulent dilute spray combustion, Prog. Energ. Combust. Sci., Vol. 28, 2012, pp. 846–867.
Jiang, X. , Siamas, G. , Jagus, K. , and Karyiannis, T. , Physical modelling and advanced simulations of gas-liquid two-phase jet flows in atomization and sprays, Prog. Energ. Combust. Sci., Vol. 36, 2010 pp. 131–167.
Gutheil, E. , Issues in computational studies of turbulent spray combustion, in: Merci, B. , Roekaerts, D. , Sadiki, A. , (eds.), Experiments and Numerical Simulations of Diluted Spray Turbulent Combustion. New York, NY: Springer-Verlag; 2011.
Gorokhovski, M. , and Herrmann, M. , Modeling primary atomization, Annu. Rev. Fluid Mech., Vol. 40, 2008, pp. 343–366.
Xue, Q. , Som, S. , Senecal, P. K. , and Pomraning, E. , Large eddy simulation of fuel-spray under non-reacting IC engine conditions, Atomization Sprays, 10, 2013, pp. 925–955.
Rizk, N. K. , and Lefebvre, A. H. , Drop-size distribution characteristics of spill-return atomizers, AIAA J. Propul. Power, Vol. 1, No. 1, 1985, pp. 16–22.
Wu, P. -K. , and Faeth, G. M. , Aerodynamic effects on primary breakup of turbulent liquids, Atomization Sprays, Vol. 3, 1993, pp. 265–289.
Merrington, A. C. , and Richardson, E. G. , The break-up of liquid jets, Proc. Phys. Soc. London, Vol. 59, No. 33, 1947, pp. 1–13.
Panasenkov, N. J. , Effect of the turbulence of a liquid jet on its atomization Zh. Tekh. Fiz., Vol. 21, 1951, p. 160.
Harmon, D. B. , Drop sizes from low-speed jets J. Franklin Inst., Vol. 259, 1955, p. 519.
Giffen, E. , and Lamb, T. A. J. , The effect of air density on spray atomization, Motor Industry Research Association Report 1953/5, 1953.
Miesse, C. C. , Correlation of experimental data on the disintegration of liquid jets, Ind. Eng. Chem., Vol. 47, No. 9, 1955, pp. 1690–1701.
Tanasawa, Y. , and Toyoda, S. , On the atomization of a liquid jet issuing from a cylindrical nozzle, Tech. Report of Tohoku University, Japan, No. 19–2, 1955, p. 135.
Hiroyasu, H. , and Katoda, T. , Fuel droplet size distribution in a diesel combustion chamber, SAE Trans., Paper 74017, 1974.
Elkotb, M. M. , Fuel atomization for spray modeling, Prog. Energy Combust. Sci., Vol. 8, No. 1, 1982, pp. 61–91.
Sallam, K. A. , and Faeth, G. M. , Surface properties during primary breakup of turbulent liquid jets in still air, AIAA J., Vol. 41, 2003, pp. 1514–1524.
Dumochel, C. , On the experimental investigation on primary atomization of liquid streams, Exp. Fluids, Vol. 45, 2008, pp. 371–422.
Jones, A. R. , Design optimization of a large pressure-jet atomizer for power plant, in: Proceedings of the 2nd International Conference on Liquid Atomization and Sprays, Madison, Wisconsin, 1982, pp. 181–185.
Simmons, H. C. , and Harding, C. F. , Some effects on using water as a test fluid in fuel nozzle spray analysis, ASME Paper 80-GT-90, 1980.
Kennedy, J. B. , High weber number SMD correlations for pressure atomizers, ASME Paper 85-GT-37, 1985.
Lefebvre, A. H. , Gas Turbine Combustion, Washington, DC: Hemisphere, 1983.
Wang, X. F. , and Lefebvre, A. H. , Mean drop sizes from pressure-swirl nozzles, AIAA J. Propul. Power, Vol. 3, No. 1, 1987, pp. 11–18.
Jasuja, A. K. , Atomization of crude and residual fuel oils, ASME J. Eng. Power, Vol. 101, No. 2, 1979, pp. 250–258.
Radcliffe, A. , Fuel injection, High Speed Aerodynamics and Jet Propulsion, Vol XI, Sect. D, Princeton, NJ: Princeton University Press, 1960.
Dodge, L. G. , and Biaglow, J. A. , Effect of elevated temperature and pressure on sprays from simplex swirl atomizers, ASME Paper 85-GT-58, 1985.
Simmons, H. C. , The prediction of Sauter mean diameter for gas turbine fuel nozzles of different types, ASME Paper 79-WA/GT-5, 1979.
Knight, B. E. , Communication on the performance of a type of swirl atomizer, by A. Radcliffe, Proc. Inst. Mech. Eng., Vol. 169, 1955, p. 104.
Rizk, N. K. , and Lefebvre, A. H. , Spray characteristics of simplex swirl atomizers, in: Bowen, J. R. , Manson, N. , Oppenheim, A. K. , and Soloukhin, R. I. (eds.), Dynamics of Flames and Reactive Systems, Prog. Astronaut. Aeronaut., Vol. 95, 1985, pp. 563–580.
Abou-Ellail, M. M. M. , Elkotb, M. M. , and Rafat, N. M. , Effect of fuel pressure, air pressure and air temperature on droplet size distribution in Hollow-Cone Kerosine sprays, in: Proceedings of the 1st International Conference on Liquid Atomization and Spray Systems, Tokyo, 1978, pp. 85–92.
De Corso, S. M. , Effect of ambient and fuel pressure on spray drop size, ASME J. Eng. Power, Vol. 82, 1960, p. 10.
Hinze, J. O. , Critical speeds and sizes of liquid globules, Appl. Sci. Res., Vol. VA-I, 1948, p. 273.
Lane, W. R. , Shatter of drops in streams of air, Ind. Eng. Chem., Vol. 43, 1951, pp. 1312–1317.
De Corso, S. M. , and Kemeny, G. A. , Effect of ambient and fuel pressure on nozzle spray angle, Trans. ASME., Vol. 79, No. 3, 1957, pp. 607–615.
Neya, K. , and Sato, S. , Effect of ambient air pressure on the spray characteristics of swirl atomizers, Ship Research Institute, Tokyo, Paper 27, 1968.
Rizk, N. K. , and Lefebvre, A. H. , Spray characteristics of spill-return atomizer, AIAA J. Propul. Power, Vol. 1, No. 3, 1985, pp. 200–204.

Wang, X. F. , and Lefebvre, A. H. , Influence of ambient air pressure on pressure-swirl atomization, in: Paper Presented at the 32nd ASME International Gas Turbine Conference, Anaheim, California, June 1987.
Ortman, J. , and Lefebvre, A. H. , Fuel distributions from pressure-swirl atomizers, AIAA J. Propul. Power, Vol. 1, No. 1, 1985, pp. 11–15.
York, J. L. , Stubbs, H. E. , and Tek, M. R. , The mechanism of disintegration of liquid sheets, Trans. ASME, Vol. 75, No. 7, 1953, pp. 1279–1286.
Hagerty, W. W. , and Shea, J. F. , A study of the stability of plane fluid sheets, J. Appl. Mech., Vol. 22, 1955, pp. 509–514.
Dombrowski, N. , and Johns, W. R. , The Aerodynamic instability and disintegration of viscous liquid sheets, Chem. Eng. Sci., Vol. 18, 1963, pp. 203–214.
Elkotb, M. M. , Rafat, N. M. , and Hanna, M. A. , The influence of swirl atomizer geometry on the atomization performance, in: Proceedings of the 1st International Conference on Liquid Atomization and Spray Systems, Tokyo, 1978, pp. 109–115.
Needham, H. C. , Power Jets R&D Report, No. R1209, 1946.
Joyce, J. R. , Report ICT 15, Shell Research Ltd., London, 1949.
Turner, G. M. , and Moulton, R. W. , Drop-size Distributions from Spray Nozzle Chem. Eng. Prog., Vol. 49, 1943, p. 185.
Babu, K. R. , Narasimhan, M. V. , and Narayanaswamy, K. , Prediction of mean drop size of fuel sprays from swirl spray atomizers, in: Proceedings of the 2nd International Conference on Liquid Atomization and Sprays, Madison, Wisconsin, 1982, pp. 99–106.
Lefebvre, A. H. , The prediction of Sauter mean diameter for simplex pressure-swirl atomizers, Atomization Spray Technol., Vol. 3, No. 1, 1987, pp. 37–51.
Ohnesorge, W. , Formation of drops by nozzles and the breakup of liquid jets, Z. Angew. Math. Mech., Vol. 16, 1936.
Suyari, M. , and Lefebvre, A. H. , Film thickness measurements in a simplex swirl atomizer, AIAA J. Propul. Power, Vol. 2, No. 6, 1986, pp. 528–533.
Omer, K. , and Ashgriz, N. , Spray nozzles, in: Ashgriz, N. (ed.), in Handbook of Atomization and Sprays, Chap. 24. New York: Springer, 2011.
Khavkin, Y. I. , Theory and Practice of Swirl Atomizers. New York: Taylor & Francis, 2004.
Hinze, J. O. , and Milborn, H. , Atomization of liquids by means of a rotating cup, ASME J. Appl. Mech., Vol. 17, No. 2, 1950, pp. 145–153.
Dombrowski, N. , and Fraser, R. P. , A photographic investigation into the disintegration of liquid sheets, Philos. Trans. R. Soc. London Ser. A, Vol. 247, No. 924, September 1954, pp. 101–130.
Tanasawa, Y. , Miyasaka, Y. , and Umehara, M. , On the filamentation of liquid by means of rotating discs, Trans. JSME., Vol. 25, No. 156, 1963, pp. 888–896.
Dombrowski, N. , and Munday, G. , Spray drying, in: Biochemical and Biological Engineering Science, Vol. 2, Chap. 16, New York: Academic Press, 1968, pp. 209–320.
Christensen, L. S. , and Steely, S. L. , Monodisperse atomizers for agricultural aviation applications, NASA CR-159777, February 1980.
Eisenklam, P. , Recent research and development work on liquid atomization in Europe and the USA, in: Invited Paper to the 5th Conference on Liquid Atomization, Tokyo, 1976.
Matsumoto, S. , Belcher, D. W. , and Crosby, E. J. , Rotary atomizers: Performance understanding and prediction, in: Proceedings of the 3rd International Conference on Liquid Atomization and Sprays, London, 1985, pp. 1A/1/1–21.
Fraser, R. P. , Eisenklam, P. , Dombrowski, N. , and Hasson, D. , Drop formation from rapidly moving liquid sheets, AIChEJ., Vol. 8, 1962, pp. 672–680.
Willauer, H. D. , Mushrush, G. W. , and Williams, F. W. , Critical evaluation of rotary atomizer, Pet. Sci. Technol., Vo 24, 2006, pp. 1215–1232
Karim, G. A. , and Kumar, R. , The atomization of liquids at low ambient pressure conditions, in: Proceedings of the 1st International Conference on Liquid Atomization and Spray Systems, Tokyo, August 1978, pp. 151–155.
Bar, P. , Dr. Eng. dissertation, Technical College, Karlsruhe, Germany, 1935.
Tanasawa, Y. , Miyasaka, Y. , and Umehara, M. , Effect of shape of rotating disks and cups on liquid atomization, in: Proceedings of the 1st International Conference on Liquid Atomization and Spray Systems, Tokyo, 1978, pp. 165–172.
Matsumoto, S. , Saito, K. , and Takashima, Y. Phenomenal transition of liquid atomization from disk, J. Chem. Eng. Jpn., Vol. 7, 1974, p. 13.
Walton, W. H. , and Prewett, W. G. , The production of sprays and mists of uniform drop size by means of spinning disc type sprayers Proc. Phys. Soc. London Sect. B, Vol. 62, 1949, p. 341.
Oyama, Y. , and Endou, K. , On the centrifugal disk atomization and studies on the atomization of water droplets, Kagaku Kogaku, Vol. 17, 1953, pp. 256–260, 269–275 (in Japanese, English summary).
Matsumoto, S. , and Takashima, Y. , Kagaku Kogaku, Vol. 33, 1969, p. 357.
Kayano, A. , and Kamiya, T. , Calculation of the mean size of the droplets purged from the rotating disk, in: *Proceedings of the 1st International Conference on Liquid Atomization and Sprays* , Tokyo, 1978, pp. 133–143.
Fraser, R. P. , and Eisenklam, P. , Liquid atomization and the drop size of sprays, Trans. Inst. Chem. Eng., Vol. 34, 1956, pp. 294–319.
Fraser, R. P. , Dombrowski, N. , and Routley, J. H. , The production of uniform liquid sheets from spinning cups; the filming by spinning cups; the atomization of a liquid sheet by an impinging air stream, Chem. Eng. Sci., Vol. 18, 1963, pp. 315–321, 323–337, 339–353.
Hege, H. , Aufbereit. Tech., No. 3, 1969, p. 142.
Masters, K. , Spray Drying, 2nd ed., New York: John Wiley & Sons, 1976.
Friedman, S. J. , Gluckert, F. A. , and Marshall, W. R. , Centrifugal disk atomization Chem. Eng. Prog., Vol. 48, No. 4, 1952, p. 181.
Herring, W. H. , and Marshall, W. R. , Performance of vaned-disk atomizers, J. Am. Inst. Chem. Eng., Vol. 1, No. 2, 1955, p. 200.
Fraser, R. P. , Eisenklam, P. , and Dombrowski, N. , Complete simulation of rotary dryers, Br. Chem. Eng., Vol. 2, No. 9, 1957, p. 196.
Scott, M. N. , Robinson, M. J. , Pauls, J. F. , and Lantz, R. J. Spray congealing: particle size relationships using a centrifugal wheel atomizer, J. Pharm. Sci., Vol. 53, No. 6, 1964, p. 670.
Choi, S. M. , Jang, S. H. , Lee, D. H. , and You, G. W. ,. Spray Characteristics of the rotating fuel injection system of a micro-jet engine. J. Mech. Sci. Technol., Vol. 24, No. 2, 2010, pp. 551–558.
Dahm, W. J. A. , Patel, P. R. , and Lerg, B. H. , Analysis of liquid breakup regimes in fuel slinger atomization, Atomization and Sprays, Vol. 16, 2006, pp. 945–962.
Wigg, L. D. , The effect of scale on fine sprays produced by large airblast atomizers, Report No. 236, National Gas Turbine Establishment, Pyestock, England, 1959.

Wigg, L. D. , Drop-size predictions for twin fluid atomizers, J. Inst. Fuel, Vol. 27, 1964, pp. 500–505.
Clare, H. , and Radcliffe, A. , An airblast atomizer for use with viscous fuels, J. Inst. Fuel, Vol. 27, No. 165, 1954, pp. 510–515.
Wood, R. , unpublished work at Thornton Shell Research Center, 1954.
Mullinger, P. J. , and Chigier, N. A. , The design and performance of internal mixing multi-jet twin-fluid atomizers, J. Inst. Fuel, Vol. 47, 1974, pp. 251–261.
Nukiyama, S. , and Tanasawa, Y. , Experiments on the atomization of liquids in an airstream, Trans. Soc. Mech. Eng. Jpn. Vol. 5, 1939, pp. 68–75.
Mayer, E. , Theory of liquid atomization in high velocity gas streams, Am. Rocket Soc. J., Vol. 31, 1961, pp. 1783–1785.
Sakai, T. , Kito, M. , Saito, M. , and Kanbe, T. , Characteristics of internal mixing twin-fluid atomizer, in: Proceedings of the 1st International Conference on Liquid Atomization and Sprays, Tokyo, 1978, pp. 235–241.
Inamura, T. , and Nagai, N. , The relative performance of externally and internally-mixed twin-fluid atomizers, in: *Proceedings of the 3rd International Conference on Liquid Atomization and Sprays* , London, July 1985, pp. IIC/2/1–11.
Barreras, F. , Lozano, A. , Barroso, J. , and Lincheta, E. , Experimental characterization of industrial twin-fluid atomizers, Atomization Sprays, Vol. 16, 2006, pp. 127–145.
Lefebvre, A. H. , Energy considerations in twin-fluid atomization, J. Eng. Gas Turbines Power, Vol. 114, 1992, pp. 89–97.
Elkotb, M. M. , Mahdy, M. A. , and Montaser, M. E. , Investigation of External-Mixing Air-blast Atomizers, in: Proceedings of the 2nd International Conference on Liquid Atomization and Sprays, Madison, Wisconsin, 1982, pp. 107–115.
Suyari, M. , and Lefebvre, A. H. , Drop-size measurements in air-assist swirl atomizer sprays, in: Paper Presented at Central States Combustion Institute Spring Meeting, NASA-Lewis Research Center, Cleveland, Ohio, May 1986.
Rayleigh, L. , On the stability of jets, Proc. London Math. Soc., Vol. 10, 1879, pp. 4–13.
Lorenzetto, G. E. , and Lefebvre, A. H. , Measurements of drop size on a plain jet airblast atomizer, AIAA J., Vol. 15, No. 7, 1977, pp. 1006–1010.
Rizk, N. K. , and Lefebvre, A. H. , Influence of airblast atomizer design features on mean drop size, AIAA J., Vol. 21, No. 8, August 1983, pp. 1139–1142.
Foust, M.J. , Thomsen, D. , Stickles, R. , Cooper, C. , and Dodds, W. , Development of the GE aviation low emissions TAPS combustor for next generation aircraft engines, Paper AIAA-2012-0936.
Rizkalla, A. , and Lefebvre, A. H. , The influence of air and liquid properties on air blast atomization, ASME J. Fluids Eng., Vol. 97, No. 3, 1975, pp. 316–320.
Jasuja, A. K. , Plain-jet airblast atomization of alternative liquid petroleum fuels under high ambient air pressure conditions, ASME Paper 82-GT-32, 1982.
Rizk, N. K. , and Lefebvre, A. H. , Spray characteristics of plain-jet airblast atomizers, Trans. ASMEJ. Eng. Gas Turbines Power, Vol. 106, July 1984, pp. 639–644.
Lefebvre, A. H. , and Ballal, D. R. , Gas Turbine Combustion, 3rd ed. Boca Raton, FL: CRC Press.
Lefebvre, A. H. , and Miller, D. , The development of an air blast atomizer for gas turbine application, CoA-Report-AERO-193, College of Aeronautics, Cranfield, England, 1966.
Bryan, R. , Godbole, P. S. , and Norster, E. R. , Characteristics of airblast atomizers, in: Norster, E. R. (ed.), Combustion and Heat Transfer in Gas Turbine Systems, Cranfield International Symp. Ser., Vol. 11. New York: Pergamon, 1971, pp. 343–359.
El-Shanawany, M. S. M. R. , and Lefebvre, A. H. , Airblast atomization: The effect of linear scale on mean drop size, J. Energy, Vol. 4, No. 4, 1980, pp. 184–189.
Wittig, S. , Aigner, M. Sakbani, K , and Sattelmayer, T , Optical measurements of droplet size distributions: Special considerations in the parameter definition for fuel atomizers, in: Paper Presented at AGARD Meeting on Combustion Problems in Turbine Engines, Cesme, Turkey, October 1983. Also Aigner, M., and Wittig, S., Performance and optimization of an airblast nozzle, drop-size distribution and volumetric air flow, in: *Proceedings of the 3rd International Conference on Liquid Atomization and Sprays* , London, July 1985, pp. IIC/3/1–8.
Sattelmayer, T. , and Wittig, S. , Internal flow effects in prefilming airblast atomizers: Mechanisms of atomization and droplet spectra, J. Engr Gas Turbine and Power, Vol. 108, 1986, pp. 465–472.
Beck, J. E. , Lefebvre, A. H. , and Koblish, T. R. , Airblast atomization at conditions of low air velocity, J. Propul. Power, Vol. 7, 1991, pp. 207–212.
Beck, J. E. , Lefebvre, A. H. , and Koblish, T. R. , Liquid sheet disintegration by impinging air streams, Atomization Sprays, Vol. 1, 1991, pp. 155–170.
Harari, R. , and Sher, E. , Optimization of a plain-jet airblast atomizer, Atomization Sprays, Vol. 7, 1997, pp. 97–113.
Knoll, K. E. and Sojka, P. E. , Flat-sheet twin-fluid atomization of high viscosity fluids. Part I: Newtonian liquids, Atomziation Sprays, Vol. 2, 1992, pp. 17–36.
Ingebo, R. D. , and Foster, H. H. , Drop-size distribution for cross-current break-up of liquid jets in air streams, NACA TN 4087, 1957.
Ingebo, R. D. , Capillary and acceleration wave breakup of liquid jets in axial flow air-streams, NASA Technical Paper 1791, 1981.
Ingebo, R.D. , Aerodynamic effect of combustor inlet pressure on fuel jet atomization, J. Propul., Vol. 1, 1985, pp. 137–142.
Lee, K. , Aalburg, C. , Diez, F. J. , Faeth, G. M. , and Sallam, K. A. , Primary breakup of turbulent round liquid jets in uniform crossflows, AIAA J., Vol. 45, 2007, pp. 1907–1916.
Song, J. , Cain, C. C. , and Lee, J. G. , Liquid jets in subsonic air crossflow at elevated pressure, J. Engr. Gas Turbine and Power, Vol. 137, 2015, pp. 041502–1-12.
Bolszo, C. D. , McDonell, V. G. , Gomez, G. A. , and Samuelsen, G. S. , Injection of water-in-oil emulsion jets into a subsonic crossflow: An experimental study, atomization and sprays, 24, 2014, pp. 303–348.
Ingebo, R. D. , Atomization of liquid sheets in high pressure airflow, ASME Paper HT-WA/ HT-27, 1984.
Weiss, M. A. , and Worsham, C. H. , Atomization in high velocity air-streams, J. Am. Rocket Soc., Vol. 29, No. 4, 1959, pp. 252–259.
Gretzinger, J. , and Marshall, W. R. Jr. , Characteristics of pneumatic atomization, AIChEJ., Vol. 7, No. 2, 1961, pp. 312–318.
Kim, K. Y. , and Marshall, W. R. , Drop-size distributions from pneumatic atomizers, AIChE J., Vol. 17, No. 3, 1971, pp. 575–584.
Lefebvre, A. H. , Airblast atomization, Prog. Energy Combust. Sci., Vol. 6, 1980, pp. 233–261.
Rizk, N. K. , and Lefebvre, A. H. , Influence of liquid film thickness on airblast atomization, ASME J. Eng. Power, Vol. 102, July 1980, pp. 706–710.

Lefebvre, A. H. , Wang, X. F. , and Martin, C. A. , Spray characteristics of aerated liquid pressure atomizers, AIAA J. Propul. Power, Vol. 4, No. 4, 1988, pp. 293–298.
Buckner, H. , and Sojka, P. , Effervescent atomization of high-viscosity fluids: Part II. Non-Newtonian liquids, Atomization Sprays, Vol. 3, 1993, pp. 157–170.
Lefebvre, A.H. , Twin-fluid atomization: Factors influencing mean drop size, Atomization Sprays, Vol. 2, 1992, pp. 101–119.
Qian, L , Lin, J. , and Hongbin, X. A fitting formula for predicting droplet mean diameter for various liquids in effervescent atomization sprays, J. Therm. Spray Technol., Vol. 19, 2010, pp. 586–601.
Konstantinov, D. , Marsh, R. , Bowen, P. and Crayford, A. , Effervescent atomization of industrial energy—Technology review, Atomization Sprays, Vol. 20, 2010, pp. 525–552.
Mori, Y. , Hijikata, K. , and Nagasaki, T. , Electrostatic atomization for small droplets of uniform diameter, Trans. Jpn. Soc. Mech. Eng. Ser. B, 1981, pp. 1881–1890.
Lang, R. S. J. , Ultrasonic atomization of liquids, J. Acoust. Soc. Am., Vol. 34, No. 1, 1962, pp. 6–8.
Lobdell, D. D. , Particle size-amplitude relation for the ultrasonic atomizer, J. Acoust. Soc. Am., Vol. 43, No. 2, 1967, pp. 229–231.
Peskin, R. L. , and Raco, R. J. , Ultrasonic atomization of liquids, J. Acoust. Soc. Am., Vol. 35, No. 9, September. 1963, pp. 1378–1381.
Lee, K. W. , Putnam, A. A. , Gieseke, J. A. , Golovin, M. N. , and Hale, J. A. , Spray nozzle designs for agricultural aviation applications, NASA CR 159702, 1979.
Mochida, T. , Ultrasonic atomization of liquids, in: *Proceedings of the 1st International Conference on Liquid Atomization and Sprays* , Tokyo, 1978, pp. 193–200.
Wilcox, R. L. , and Tate, R. W. , Liquid atomization in a high intensity sound field, AIChE J., Vol. 11, No. 1, 1965, pp. 69–72.
Crawford, A. E. , Production of spray by high power magnetostriction transducers, J. Acoust. Soc. Am., Vol. 27, 1955, p. 176.
Antonevich, J. , Ultrasonic atomization of liquids, IRE Trans. PGUE, Vol. 7, 1959, pp. 615.
Bisa, K. , Dirnagl, K. , and Esche, R. , Zerstaubung von Flussigkeiten mit Ultraschall, Siemens Z., Vol. 28, No. 8, 1954, pp. 341–347.
McCubbin, T., Jr. , The particle size distribution in fog produced by ultrasonic radiation, J. Acoust. Soc. Am., 1953, pp. 1013–1014.
Topp, M. N. , Ultrasonic atomization—A photographic study of the mechanism of disintegration, Aerosol. Soc., Vol. 4, 1973, pp. 17–25.
Muromtsev, S. N. , and Nenashev, V. P. , The study of aerosols—III. An ultrasonic aerosol atomizer, J. Microbiol. Epidemiol. Immunobiol., Vol. 31, No. 10, 1960, pp. 1840–1846.
Berger, H. L. , Characterization of a class of widely applicable ultrasonic nozzles, in: *Proceedings of the 3rd International Conference on Liquid Atomization and Sprays* , London, July 1985, pp. 1A/2/1–13.
Ramisetty, K. A. , Pandit, A. B. , and Gogate, P. R. , Investigations into Ultrasound induced atomization, Ultrason. Sonochem., Vol. 20, 2013, pp. 254–264.
Ranjan, R. , and Pandit, A. B. , Correlations to predict droplet size in ultrasonic atomisation, Ultrasonics, Vol. 39, 2001, pp. 235–255.

External Spray Characteristics

Jones, R. V. , Lehtinen, J. R. , and Gaag, J. M. , The testing and characterization of spray nozzles, in: The manufacturer's viewpoint, Paper Presented at the 1st National Conference on Liquid Atomization and Spray Systems, Madison, WI, June 1987.
SAE International Standard J2715_200703 , Gasoline Fuel Injector Spray Measurement and Characterization, 2007.
Tate, R. W. , Spray patternation, Ind. Eng. Chem., Vol. 52, No. 10, 1960, pp. 49–52.
De Corso, S. M. , and Kemeny, G. A. , Effect of ambient and fuel pressure on nozzle spray angle, *Trans.* ASME, Vol. 79, No. 3, 1957, pp. 607–615.
Ortman, J. , and Lefebvre, A. H. , Fuel distributions from pressure-swirl atomizers, AIAA J. Propul. Power, Vol. 1, No. 1, 1985, pp. 11–15.
Joyce, J. R. , Report ICT 15, Shell Research Ltd., London, 1947.
McVey, J. B. , Russell, S. , and Kennedy, J. B. , High resolution patterator for the characterization of fuel sprays, AIAA J., Vol. 3, 1987, pp. 607–615.
Cohen, J. M. , and Rosfjord, T. J. , Spray patternation at high pressure, J. Propul. Power, Vol. 7, 1991, pp. 481–489.
Ullom, M. J. , and Sojka, P. E. , A simple optical patternator for evaluating spray symmetry, Rev. Sci. Instrum., Vol. 72, 2001, pp. 2472–2479.
Lim, J. , Sivathanu, Y. , Narayanan, V. , and Chang, S. , Optical patternation of a water spray using statistical extinction tomography, Atomization Sprays, Vol. 13, 2003, pp. 27–43.
Talley, D. G. , Thamban, A. T. S. , McDonell, V. G. , and Samuelsen, G. S. , Laser sheet visualization of spray structure, in: Kuo, K. K. (ed.), Recent Advances in Spray Combustion, New York: AIAA, 1995, pp. 113–141.
Locke, R. J. , Hicks, Y. R. , Anderson, R. C. , and Zaller, M. M. , Optical fuel injector patternation measurements in advanced liquid-fueled high pressure gas turbine combustors, Combust. Sci. Technol., Vol. 138, 1998, pp. 297–311.
McDonell, V. G. , and Samuelsen, G. S. , Measurement of fuel mixing and transport processes in gas turbine combustion, Meas. Sci. Technol., Vol. 11, 2000, pp. 870–886.
Brown, C. T. , McDonell, V. G. , and Talley, D. G. , Accounting for laser extinction, signal attenuation, and secondary emission while performing optical patternation in a single plane, in: Proceedings, ILASS Americas, Madison, WI, 2002.
Berrocal, E. , Kristensson, E. , Richter, M. , Linne, M. , and Aldén, M. , Application of structured illumination for multiple scatter suppression in planar laser imaging of dense sprays, Opt. Express, Vol. 16, 2008, pp. 17870–17882.
Le Gal, P. , Farrugia, N. , and Greenhalgh, D. A. , Laser sheet dropsizing of dense sprays, Opt. Laser Technol., Vol. 31, 1999, pp. 75–83.
Domann, R. , and Hardalupas, Y. , A study of parameters that influence the accuracy of the Planar Droplet Sizing (PDS) technique, Part. Part. Syst. Char., Vol. 18, 2001, pp. 3–11.
Hiroyasu, H. , Diesel engine combustion and its modelling, in: Proceedings of the International Symposium on Diagnostics and Modelling of Combustion in Reciprocating Engines, Tokyo, Japan, September 1985, pp. 53–75.
Sitkei, G. , Kraftstoffaufbereitung und Verbrennung bei Dieselmotoren, Berlin: Springer-Verlag, 1964.
Taylor, D. H. , and Walsham, B. E. , Combustion processes in a medium speed diesel engine, Proc. Inst. Mech. Eng., Vol. 184, Pt. 3J, 1970, pp. 67–76.

Dent, J. C. , A basis for the comparison of various experimental methods for studying spray penetration, SAE Transmission, Paper 710571, Vol. 80, 1971.
Hay, N. , and Jones, P. L. , Comparison of the various correlations for spray penetration, SAE Paper 720776, 1972.
Hiroyasu, H. , Kadota, T. , and Tasaka, S. , Study of the penetration of diesel spray, *Trans*. JSME, Vol. 34, No. 385, 1978, p. 3208.
Hiroyasu, H. , and Arai, M. , Fuel spray penetration and spray angle in diesel engines, *Trans.* JSAE, Vol. 21, 1980, pp. 5–11.
Levich, V. G. , Physicochemical Hydrodynamics, Englewood Cliffs, NJ: Prentice Hall, 1962, pp. 639–650.
Sazhin, S. S. , Feng, G. , and Heikal, M. R. , A model for fuel spray penetration, Fuel, Vol. 80, 2001, pp. 2171–2180.
Kostas, J. , Honnery, D. , and Soria, J. , Time resolved measurements of the initial stages of fuel spray penetration, Fuel, Vol. 88, 2009, pp. 2225–2237.
Birouk, M. , Wang, M. , and Broumand, M. , Liquid jet trajectory in a subsonic gaseous crossflow: An analysis of published correlations, Atomization Sprays, doi:10.1615 /AtomizSpr.2016013485
Lin, K. C. , Kennedy, P. , and Jackson, T. A. , Structures of water jets in a mach 1.94 supersonic crossflow, in: Paper AIAA-2004-971, 42nd Aerospace Sciences Meeting, Reno, Nevada, 2004.
Ghenai, C. , Sapmaz, H. , and Lin, C.-X. , Penetration height correlation fo non-aerated and aerated transverse liquid jets in supersonic crossflow, Exp. Fluids, Vol. 46, 2009, pp. 121–129.
Wu, P.-K. , Kirkendall, K. A. , Fuller, R. P. , and Nejad, A. S. , Spray structures of liquid jets atomized in subsonic crossflow, J. Propul. Power, Vol. 14, 1998, pp. 173–186.
Wu, P.-K. , Kirkendall, K. A. , Fuller, R. P. , and Nejad, A. S. , Breakup processes of liquid jets in subsonic crossflows, J. Propul. Power, Vol. 13, 1997, pp. 64–79.
Wang, Q. , Mondragon, U. M. , Brown, C. T. , and McDonell, V. G. , Characterization of trajectory, breakpoint, and break point dynamics of a plain liquid jet in a crossflow, Atomization Sprays, Vol. 21, 2011, pp. 203–220.
Lefebvre, A. H. , Factors controlling gas turbine combustion performance at high pressures, *Combustion in Advanced Gas Turbine Systems* , Cranfield International Symposium Series, Vol. 10, I. E. Smith , ed., 1968, pp. 211–226.
Prakash, R. S. , Gadgil, H. , and Raghunandan, B. N. , Breakup processes of pressure swirl spray in gaseous cross-flow, Int. J. Multiphas. Flow, Vol. 66, 2014, pp. 79–91.
Taylor, G. I. , The mechanics of swirl atomizers, in: Seventh International Congress of Applied Mechanics, Vol. 2, Pt. 1, 1948, pp. 280–285.
Watson, E. A. , Unpublished report, Joseph Lucas Ltd., London, 1947.
Giffen, E. , and Massey, B. S. , Report 1950/5, Motor Industry Research Association, England, 1950.
Carlisle, D. R. , Communication on the performance of a type of swirl atomizer, by A. Rad cliffe , Proc. Inst. Mech. Eng., Vol. 169, 1955, p. 101.
Giffen, E. , and Muraszew, A. , Atomization of Liquid Fuels, London: Chapman & Hall, 1953.
Simmons, H. C. , Parker Hannifin Report, BTA 136, 1981.
Babu, K. R. , Narasimhan, M. V. , and Narayanaswamy, K. , Correlations for prediction of discharge rate, cone angle, and air core diameter of swirl spray atomizers, in: Proceedings of the 2nd International Conference on Liquid Atomization and Spray Systems, Madison, WI, 1982, pp. 91–97.
Rizk, N. K. , and Lefebvre, A. H. , Internal flow characteristics of simplex swirl atomizers, AIAA J. Propul. Power, Vol. 1, No. 3, 1985, pp. 193–199.
Rizk, N. K. , and Lefebvre, A. H. , Prediction of velocity coefficient and spray cone angle for simplex swirl atomizers, in: Proceedings of the 3rd International Conference on Liquid Atomization and Spray Systems, London, 1985, pp. 111C/2/1–16.
Sankaran Kutty, P. , Narasimhan, M. V. , and Narayanaswamy, K. , Design and prediction of discharge rate, cone angle, and air core diameter of swirl chamber atomizers, in: Proceedings of the 1st International Conference on Liquid Atomization and Spray Systems, Tokyo, 1978, pp. 93–100.
Ballester, J. , and Dopazo, C. , Discharge coefficient and spray angle measurements for small pressure-swirl nozzles, Atomization Sprays, Vol. 4, 1994, pp. 351–367.
Chen, S.K. , Lefebvre, A.H. , and Rollbuhler, J. , Journal of Engineering for Gas Turbines and Power, Vol 114, 97–102, 1992.
Neya, K. , and Sato, S. , Effect of ambient air pressure on the spray characteristics and swirl atomizers, Ship. Res. Inst., Tokyo, Paper 27, 1968.
Dodge, L. G. , and Biaglow, J. A. , Effect of elevated temperature and pressure on sprays from simplex swirl atomizers, in: ASME Paper 85-GT-58, presented at the 30th International Gas Turbine Conference, Houston, Texas, March 18–21, 1985.
Arai, M. , Tabata, M. , Hiroyasu, H. , and Shimizu, M. , Disintegrating process and spray characterization of fuel jet injected by a diesel nozzle, SAE Transmission, Paper 840275, Vol. 93, 1984.
Abramovich, G. N. , Theory of Turbulent Jets, Cambridge, MA: MIT Press, 1963.
Yokota, K. , and Matsuoka, S. , An experimental study of fuel spray in a diesel engine, *Trans*. JSME, Vol. 43, No. 373, 1977, pp. 3455–3464.
Reitz, R. D. , and Bracco, F. V. , On the dependence of spray angle and other spray parameters on nozzle design and operating conditions, SAE Paper 790494, 1979.
Bracco, F. V. , Chehroudi, B. , Chen, S. H. , and Onuma, Y. , On the intact core of full cone sprays, SAE Transactions, Paper 850126, Vol. 94, 1985.
Hiroyasu, H. , and Arai, M. , Fuel Spray Penetration and Spray Angle in Diesel Engines, Trans. JSAE, Vol. 21, 1980, pp. 5–11.
Hiroyasu, H. , and Aria, M. , Structures of Fuel Sprays in Diesel Engines, SAE Technical Paper 900475, 1990.
Muliadi, A. R. , Sojka, P. E. , Sivathanu, Y. R. , and Lim, J. A. , Comparison of phase doppler analyzer (Dual-PDA) and optical patternator data for twin-fluid and pressure-swirl atomizer sprays, J. Fluid Eng., Vol. 132, 2010, pp. 061402–1:10
Sheer, I. W. , and Beaumont, C. , A new quality methodology and metrics for spray pattern analysis, Atomization Sprays, Vol. 21, 2011, pp. 189–202.
Smyth, H. , Brace, G. , Barbour, T. , Gallion, J. , Grove, J. , and Hickey, A. J. , Spray pattern analysis for metered dose inhalers: Effect of actuator design, Pharmaceut. Res., Vol. 23, 2016, pp. 1591–1597.
Ortman, J. , Rizk, N. K. , and Lefebvre, A. H. , Unpublished report, School of Mechanical Engineering, Purdue University, 1984.

McDonell, V. G. , Arellano, L. , Lee, S. W. , and Samuelsen, G. S. , Effect of hardware alignment on fuel distribution and combustion performance for a production engine fuel-injection assembly, in: 26th Symposium (International) on Combustion, 1996, Naples, Italy pp. 2725–2732.
Stokes, G. G. , Scientific Papers, Cambridge: University Press, 1901.
Langmuir, I. , and Blodgett, K. , A mathematical investigation of water droplet trajectories, A.A.F. Technical Report 5418, Air Material Command, Wright Patterson Air Force Base, 1946.
Prandtl, L. , Guide to the Theory of Flow, 2nd ed., Braunschweig, Vieweg, Germany: 1944, p. 173.
Mellor, R. , Ph.D. thesis, University of Sheffield, Sheffield, England, 1969.
Putnam, A. , Integratable form of droplet drag coefficient, J. Am. Rocket Soc., Vol. 31, 1961, pp. 1467–1468.
Ingebo, R. D. , Drag coefficients for droplets and solid spheres in clouds accelerating in airstreams, NACA TN 3762, 1956.
Yuen, M. C. , and Chen, L. W. , On drag of evaporating liquid droplets, Combust. Sci. Technol., Vol. 14, 1976, pp. 147–154.
Eisenklam, P. , Arunachlaman, S. A. , and Weston, J. A. , Evaporation rates and drag resistance of burning drops, in: 11th Symposium (International) on Combustion, The Combustion Institute, 1967, pp. 715–728.
Law, C. K. , Motion of a vaporizing droplet in a constant cross flow, Int. J. Multiphase Flow, Vol. 3, 1977, pp. 299–303.
Law, C. K. , A theory for monodisperse spray vaporization in adiabatic and isothermal systems, Int. J. Heat Mass Transfer, Vol. 18, 1975, pp. 1285–1292.
Lambiris, S. , and Combs, L. P. , Steady state combustion measurement in a LOX RP-1 rocket chamber and related spray burning analysis, Detonation and Two Phase Flow, Prog. Astronaut. Rocketry, Vol. 6, 1962, pp. 269–304.
Desantes, J. M. , Margot, X. , Pastor, J. M. , Chavez, M. , and Pinzello, A. , A CFD-phenomenological diesel spray analysis under evaporative conditions, Energ. Fuels, Vol. 23, 2009, pp. 3919–3929.
Chiang, C. H. , and Sirignano, W. A. , Interacting, convecting, vaporizing fuel droplets with variable properties, Int. J. Heat Mass Transfer, Vol. 36, 1993, pp. 875–886.

Drop Evaporation

Wood, B. J. , Wise, H. , and Inami, S. H. , Heterogeneous combustion of multicomponent fuels, NASA TN D-206, 1959.
Godsave, G. A. E. , Studies of the combustion of drops in a fuel spray—The burning of single drops of fuel, in: 4th Symposium (International) on Combustion, Williams & Wilkins, Baltimore, Maryland, 1953, pp. 818–830.
Spalding, D. B. , The combustion of liquid fuels, in: 4th Symposium (International) on Combustion, Williams & Wilkins, Baltimore, 1953, pp. 847–864.
Faeth, G. M. , Current status of droplet and liquid combustion, Prog. Energy Combust. Sci., Vol. 3, 1977, pp. 191–224.
Goldsmith, M. , and Penner, S. S. , On the burning of single drops of fuel in an oxidizing atmosphere, Jet Propul., Vol. 24, 1954, pp. 245–251.
Kanury, A. M. , Introduction to Combustion Phenomena, New York: Gordon & Breach, 1975.
Spalding, D. B. , Some Fundamentals of Combustion, New York: Academic Press; London: Butterworths Scientific Publications, 1955.
Williams, A. , Fundamentals of oil combustion, Prog. Energy Combust. Sci., Vol. 2, 1976, pp. 167–179.
Sirignano, W. A. , Fuel droplet vaporization and spray combustion, Prog. Energy Combust., Vol. 9, 1983, pp. 291–322.
Sirignano, W. A. , Fluid Dynamics and Transport of Droplets and Sprays, 2nd ed., Cambridge: Cambridge University Press, 2010.
Hubbard, G. L. , Denny, V. E. , and Mills, A. F. , Droplet evaporation: Effects of transients and variable properties, Int. J. Heat Mass Transfer., Vol. 18, 1975, pp. 1003–1008.
Sparrow, E. M. , and Gregg, J. L. , Similar solutions for free convection from a non-isothermal vertical plate, Trans ASME, Vol. 80, 1958, pp. 379–386.
Vargaftik, N. B. , Tables on the Thermophysical Properties of Liquids and Gases, New York: Halsted Press, 1975.
Touloukian, Y. , Thermal-Physical Properties of Matter, New York: Plenum Press, 1970.
Watson, K. M. , Prediction of critical temperatures and heats of vaporization, Ind. Eng. Chem., Vol. 23, No. 4, 1931, pp. 360–364.
Chin, J. S. , and Lefebvre, A. H. , Steady-state evaporation characteristics of hydrocarbon fuel drops, AIAA J., Vol. 21, No. 10, 1983, pp. 1437–1443.
Hall, A. R. , and Diederichsen, J. , An experimental study of the burning of single drops of fuel in air at pressures up to 20 atmospheres, in: Fourth Symposium (International) on Combustion, Baltimore, Maryland: Williams & Wilkins, 1953, pp. 837–846.
Chin, J. S. , and Lefebvre, A. H. , The role of the heat-up period in fuel drop evaporation, Int. J. Turbo Jet Eng., Vol. 2, 1985, pp. 315–325.
Probert, R. P. , Philos. Mag., Vol. 37, 1946, p. 94.
Frossling, N. , On the evaporation of falling droplets, Gerl. Beitr. Geophys., Vol. 52, 1938, pp. 170–216.
Ranz, W. E. , and Marshall, W. R. , Evaporation from drops, Chem. Eng. Prog., Vol. 48, 1952, Part I, pp. 141–146; Part II, pp. 173–180.
El Wakil, M. M. , Uyehara, O. A. , and Myers, P. S. , A theoretical investigation of the heating-up period of injected fuel drops vaporizing in air, NACA TN 3179, 1954.
El Wakil, M. M. , Priem, R. J. , Brikowski, H. J. , Myers, P. S. , and Uyehara, O. A. , Experimental and calculated temperature and mass histories of vaporizing fuel drops, NACA TN 3490, 1956.
Priem, R. J. , Borman, G. L. , El Wakil, M. M. , Uyehara, O. A. , and Myers, P. S. , Experimental and calculated histories of vaporizing fuel drops, NACA TN 3988, 1957.
Abramzon, B. , and Sirignano, W. A. , Droplet vaporization model for spray combustion calculations, Int. J. Heat Mass Tran., Vol. 32, 1989, pp. 1605–1618.
Chin, J. S. , and Lefebvre A. H. , Effective values of evaporation constant for hydrocarbon fuel drops, in: Proceedings of the 20th Automotive Technology Development Contractor Coordination Meeting, 1982, pp. 325–331.
Chin, J. S. , Durrett, R. , and Lefebvre, A. H. , The interdependence of spray characteristics and evaporation history of fuel sprays, ASME J. Eng. Gas Turb. Power, Vol. 106, July 1984, pp. 639–644.
Aldred, J. W. , Patel, J. C. , and Williams, A. , The mechanism of combustion of droplets and spheres of liquid *n*-heptane, Combust. Flame, Vol. 17, 1971, pp. 139–149.

Faeth, G. M. , Evaporation and combustion of sprays, Prog. Energ. Combust., Vol. 9, 1983, pp. 1–76.
Faeth, G. M. , Spray combustion models—A review, AIAA Paper No. 79–0293, 1979.
Law, C. K. , Multicomponent droplet combustion with rapid internal mixing, Combust. Flame, Vol. 26, 1976, pp. 219–233.
Law, C. K. , Unsteady droplet combustion with droplet heating, Combust. Flame, Vol. 26, 1976, pp. 17–22.
Law, C. K. , Recent advances in multicomponent and propellant droplet vaporization and combustion, ASME Paper 86-WA/HT-14, Presented at Winter Annual Meeting, Anaheim, California, December 1986.
Law, C. K. , Recent advances in droplet vaporization and combustion, Prog. Energ. Combust., Vol. 8, 1982, pp. 171–201.
Law, C. K. , Prakash, S. , and Sirignano, W. A. , Theory of convective, transient, multi-component droplet vaporization, in: 16th Symposium (International) on Combustion, The Combustion Institute, 1977, Cambridge, MA pp. 605–617.
Sirignano, W. A. , and Law, C. K. , Transient heating and liquid phase mass diffusion in droplet vaporization, Adv. Chem. Ser. 166, in: Zung, J. T. (ed.), Evaporation-Combustion of Fuels, American Chemical Society, Wash D.C. 1978, pp. 1–26.
Law, C. K. , and Sirignano, W. A. , Unsteady droplet combustion with droplet heating—II: Conduction limit, Combust. Flame, Vol. 28, 1977, pp. 175–186.
Sirignano, W. A. , Theory of multicomponent fuel droplet vaporization, Arch. Thermodyn. Combust., Vol. 9, Waterloo, Ontario 1979, pp. 235–251.
Lara-Urbaneja, P. , and Sirignano, W. A. , Theory of transient multicomponent droplet vaporization in a convective field, in: Eighteenth Symposium (International) on Combustion, The Combustion Institute, 1981, pp. 1365–1374.
Sirignano, W. A. , Fuel droplet vaporization and spray combustion, Prog. Energy Combust., Vol. 9, No. 4, 1983, pp. 291–322.
Aggarwal, S. K. , and Sirignano, W. A. , Ignition of fuel sprays: Deterministic calculations for idealized droplet arrays, in: 20th Symposium (International) on Combustion, The Combustion Institute, Ann Arbor, MI 1984, pp. 1773–1780.
Tong, A. Y. , and Sirignano, W. A. , Multicomponent droplet vaporization in a high temperature gas, Combust. Flame, Vol. 66, 1986, pp. 221–235.
Tong, A. Y. , and Sirignano, W. A. , Multicomponent transient droplet vaporization with internal circulation: Integral equation formulation and approximate solution, Numer. Heat Transfer, Vol. 10, 1986, pp. 253–278.
Zhu, G.-S. , and Reitz, R. D. , A model for high-pressure vaporization of droplets in complex liquid mixtures using continuous thermodynamics, Int. J. Heat Mass Transfer, Vol. 45, 2002, pp. 495–507.
Kneer, R. , Schneider, M. , Noll, B. , and Wittig, S. , Diffusion controlled evaporation of a multicomponent droplet: Theoretical studies on the importance of variable liquid properties, Int. J. Heat Mass Transfer, Vol. 36, 1993, pp. 2403–2415.
Burger, M. , Schmehl, R. , Prommersberger, K. , Schafer, O. , Kock, R. , and Wittig, S. , Droplet evaporation modeling by the distillation curve model: Accounting for kerosene fuel and elevated pressures, Int. J. Heat Mass Transfer, Vol. 46, 2003, pp. 4403–4412.
Prommersberger, K. , Maier, G. , and Wittig, S. , Validation and application of a droplet evaporation model for real aviation fuel, in: RTO AVT Symposium on “Gas Turbine Combustion, Emissions and Alternative Fuels,” RTO-MP-14, Lisbon, Portugal, pp. 16.1–16.12.
Nakamura, S. , Wang, Q. , McDonell, V. , and Samuelsen, S. Experimental validation of a droplet evaporation model, ICLASS 2006, Paper ICLASS06-184, Kyoto, Japan.

Spray Size and Patternation Methods

Bachalo, W. D. , Spray diagnostics for the twenty-first century, Atomization Sprays, Vol. 10, 2000, pp. 439–474.
McDonell, V. G. ., and Samuelsen, G. S. , Measurement of fuel mixing and transport processes in gas turbine combustion, Meas. Sci. Technol., Vol. 11, 2000, pp. 870–886.
Tropea, C. , Optical particle characterization in flows, Annu. Rev. Fluid Mech., Vol. 43, 2011, pp. 399–426.
Fansler, T. D. ., and Parrish, S. E. , Spray measurement technology: A review, Meas. Sci. Technol., Vol. 26, 2015, pp. 1–35.
Drake, M. C. ., and Haworth, D. C. , Advanced gasoline engine development using optical diagnostics and numerical modeling, Proc. Combust. Inst., Vol. 31, 2007, pp. 99–124.
Merci, B ., Roekaerts, D ., and Sadiki, A ., (eds.), Experiments and numerical simulations of turbulent combustion of diluted sprays, in: Proceedings of the 1st International Workshop on Turbulent Spray Combustion, Corsica, France, 2011.
Merci, B ., and Gutheil, E ., (eds.), Experiments and numerical simulations of turbulent combustion of diluted sprays, TCS 3, in: 3rd International Workshop on Turbulent Spray Combustion, Heidelberg, Germany, 2014.
http://www.sandia.gov/ecn/ (accessed 4/30/2016)
Jenny, P ., Roekaerts, D ., and Beishuizen, N. , Modeling of turbulent dilute spray combustion, Prog. Energy Combust. Sci., Vol. 38, 2012, pp. 846–887.
Chigier, N. A. , Instrumentation techniques for studying heterogeneous combustion, Prog. Energy Combust. Sci., Vol. 3, 1977, pp. 175–189.
Chigier, N. A. , Drop size and velocity instrumentation, Prog. Energy Combust. Sci., Vol. 9, 1983, pp. 155–177.
Bachalo, W. D. , Droplet analysis techniques: Their selection and applications, in: Tishkoff, J. M. , Ingebo, R. D. , and Kennedy, J. B. (eds.), Liquid Particle Size Measurement Techniques, ASTM STP 848, West Conshohocken, US: American Society for Testing and Materials, 1984, pp. 5–21.
Ferrenberg, A. J. , Liquid rocket injector atomization research, in: Tishkoff, J. M. , Ingebo, R. D. , and Kennedy, J. B. (eds.), Liquid Particle Size Measurement Techniques, ASTM STP 848, West Conshohocken, US: American Society for Testing and Materials, 1984, pp. 82–97.
Hirleman, E. D. , Particle sizing by optical, nonimaging techniques, in: Tishkoff, J. M. , Ingebo, R. D. , and Kennedy, J. B. (eds.), Liquid Particle Size Measurement Techniques, ASTM STP 848, West Conshohocken, US: American Society for Testing and Materials, 1984, pp. 35–60.
Jones, A. R. , A review of drop size measurement—The application of techniques to dense fuel sprays, Prog. Energy Combust. Sci., Vol. 3, 1977, pp. 225–234.
Wittig, S. , Aigner, M. , Sakbani, K. H. , and Sattelmayer, T. H. , Optical measurements of droplet size distributions: Special considerations in the parameter definition for fuel atomizers, Paper Presented at AGARD meeting on Combustion Problems in Turbine Engines, Cesme, Turkey, October 1983.

Chin, J. S. ., Nickolaus, D ., and Lefebvre, A. H. , Influence of downstream distance on the spray characteristics of pressure-swirl atomizers, ASME J. Eng. Gas Turb. Power, Vol. 106, No. 1, 1986, p. 219.
Tate, R. W. , Some problems associated with the accurate representation droplet size distributions, in: Proceedings of the 2nd International Conference on Liquid Atomization and Spray Systems, Madison, Wisconsin, June 1982, pp. 341–351.
Lewis, H. C. ., Edwards, D. G. ., Goglia, M. J. ., Rice, R. I. ., and Smith, L. W. , Atomization of liquids in high velocity gas streams, Ind. Eng. Chem., Vol. 40, No. 1, 1948, pp. 67–74.
Bowen, I. G. , and Davies, G. P. , Report ICT 28, Shell Research Ltd., London, 1951.
Yule, A. J. , and Dunkley, J. J. , Atomization of Melts for Power Production and Spray Deposition, Oxford: Clarendon Press, 1994.
Wagner, R. M. ., and Drallmeier, J. A. , An approach for determining confidence intervals for common spray statistics, Atomization Sprays, Vol. 11, 2001, pp. 255–268.
Edwards, C. F. ., and Marx, K. D. , Analysis of the ideal phase-Doppler system: Limitations imposed by the single-particle constraint, Atomization Sprays, Vol. 2, 1992, pp. 319–366.
Brown, C. T. , McDonell, V. G. ., and Talley, D. G. , Accounting for laser extinction, signal attenuation, and secondary emission while performing optical patternation in a single plane, in: 15th Annual Conference on Liquid Atomization and Spray Systems, Madison, WI, 2002 (ILASS Americas 2002).
Koh, H ., Joen, J ., Kim, D ., Yoon, Y ., and Koo, J.-Y. , Analysis of signal attenuation for quantification of planar imaging technique, Meas. Sci. Technol., Vol. 14, 2003, pp. 1829–1839.
Berrocal, E ., Kristensson, E ., Richter, M ., Linne, M ., and Aldén, M. , Application of structured illumination for multiple scattering suppression in planar laser imaging of dense sprays, Opt. Express, Vol. 16, 2008, pp. 17870–17881.
Chin, J. S. ., Durrett, R ., and Lefebvre, A. H. , The interdependence of spray characteristics and evaporation history of fuel sprays, ASME J. Eng. Gas Turb. Power, Vol. 106, 1984, pp. 639–644.
Mao, C. P. , Wang, G. , and Chigier, N. A. , An experimental study of air-assist atomizer spray flames, in: 21st Symposium (International) on Combustion, The Combustion Institute, Pittsburgh, PA, 1986, pp. 665–673.
McDonell, V. G. ., and Samuelsen, G. S. , An experimental data base for the computational fluid dynamics of reacting and non-reacting methanol sprays, J. Fluid Eng., Vol. 117, 1995, pp. 145–153.
McDonell, V. G. , Wood, C. P. , and Samuelsen, G. S. , A comparison of spatially-resolved drop size and drop measurements in an isothermal spray chamber and a swirl-stabilized combustor, in: 21st Symposium (International) on Combustion, The Combustion Institute, Pittsburgh, PA, 1986, pp. 685–694.
Crosby, E. J. , Atomization considerations in spray processing, in: Proceedings of 1st International Conference on Liquid Atomization and Spray Systems, Tokyo, August 1978, pp. 434–448.
Greenberg, J. B. , Interacting sprays, in: Ashgriz, N. (ed.), Handbook of Atomization and Sprays: Theory and Applications, Springer, New York, 2011.
ASTM E1260-03 , Standard test method for determining liquid drop size characteristics in a spray using optical non-imaging light-scattering instruments, 2015.
Pilcher, J. M. , Miesse, C. C. , and Putnam, A. A. , Wright Air Development Technical Report WADCTR 56–344, Chapter 4, 1957.
May, K. R. , The measurement of airborne droplets by the magnesium oxide method, J. Sci. Instrum., Vol. 27, 1950, pp. 128–130.
Elkotb, M. M. , Rafat, N. M. , and Hanna, M. A. , The influence of swirl atomizer geometry on the atomization performance, in: Proceedings of the 1st International Conference on Liquid Atomization and Spray Systems, Tokyo, 1978, pp. 109–115.
Kim, K. Y. ., and Marshall, W. R. , Drop-size distributions from pneumatic atomizers, J. Am. Inst. Chem. Eng., Vol. 17, No. 3, 1971, pp. 575–584.
Bolszo, C. D. ., Narvaez, A. A. ., McDonell, V. G. ., Dunn-Rankin, D ., and Sirignano, W. A. , Pressure-swirl atomization of water-in-oil emulsions, Atomization Sprays, Vol. 201, 2011, pp. 1077–1099.
Rao, K. V. L. , Liquid nitrogen cooled sampling probe for the measurement of spray drop size distribution in moving liquid-air sprays, in: Proceedings of the 1st International Conference on Liquid Atomization and Spray Systems, Tokyo, 1978, pp. 293–300.
Hausser, F ., and Strobl, G. M. , Method of catching drops on a surface and defining the drop size distributions by curves, Z. Tech. Phys., Vol. 5, No. 4, 1924, pp. 154–157.
Karasawa, T. , and Kurabayashi, T. , Coalescence of droplets and failure of droplets to impact the sampler in the immersion sampling technique, in: Proceedings of the 2nd International Conference on Liquid Atomization and Spray Systems, Madison, Wisconsin, 1982, pp. 285–291.
Rupe, J. H. , A technique for the investigation of spray characteristics of constant flow nozzles, in: 3rd Symposium on Combustion, Flame, and Explosion Phenomena, Williams & Wilkins, Baltimore, MD, 1949, pp. 680–694.
Spray Droplet Technology, Brochure, West Des Moines, IA: Delavan Manufacturing Corporation, 1982.
Joyce, J. R. , The atomization of liquid fuels for combustion, J. Inst. Fuel, Vol. 22, No. 124, 1949, pp. 150–156.
Longwell, J. P. , Fuel Oil Atomization, D.Sc. thesis, Massachusetts Institute of Technology, Massachusetts, 1943.
Taylor, E. H. ., and Harmon, D. B., Jr. , Measuring drop sizes in sprays, Ind. Eng. Chem., Vol. 46, No. 7, 1954, pp. 1455–1457.
Choudhury, A. P. R. ., Lamb, G. G. ., and Stevens, W. F. , A new technique for drop-size distribution determination, Trans. Indian Inst. Chem. Eng., Vol. 10, 1957, pp. 21–24.
Nelson, P. A. ., and Stevens, W. F. , Size distribution of droplets from centrifugal spray nozzles, J. Am. Inst. Chem. Eng., Vol. 7, No. 1, 1961, pp. 80–86.
Street, P. J. ., and Danaford, V. E. J. , A technique for determining drop size distributions using liquid nitrogen, J. Inst. Pet. London, Vol. 54, No. 536, 1968, pp. 241–242.
Kurabayashi, T. , Karasawa, T. , and Hayano, K. , Liquid nitrogen freezing method for measuring spray droplet sizes, in: Proceedings of 1st International Conference on Liquid Atomization and Spray Systems, Tokyo, 1978, pp. 285–292.
May, K. R. , The cascade impactor: An instrument for sampling coarse aerosols, J. Sci. Instrum., Vol. 22, 1945, pp. 187–195.
Wicks, M ., and Dukler, A. E. ., Proceedings of ASME Heat Transfer Conference, Vol. V, Chicago, 1966, p. 39.
Gardiner, J. A. , Measurement of the drop size distribution in water sprays by an electrical method, Instrum. Pract., Vol. 18, 1964, p. 353.
Mahler, D. S. , and Magnus, D. E. , Hot-wire technique for droplet measurements, in: Tishkoff, J. M. , Ingebo, R. D. , and Kennedy, J. B. (eds.), Liquid Particle Size Measurement Techniques, ASTM STP 848, West Conshohocken, PA: American Society for Testing and Materials, 1984, pp. 153–165.

Dombrowski, N ., and Fraser, R. P. , A photographic investigation into the disintegration of liquid sheets, Philos. Trans. R. Soc. London Ser. A, Vol. 247, No. 924, 1954, pp. 101–130.
Dombrowski, N ., and Johns, W. R. , The aerodynamic instability and disintegration of viscous liquid sheets, Chem. Eng. Sci., Vol. 18, 1963, pp. 203–214.
Fraser, R. P. ., Dombrowski, N ., and Routley, J. H. , The production of uniform liquid sheets from spinning cups; The filming by spinning cups; The atomization of a liquid sheet by an impinging air stream, Chem. Eng. Sci., Vol. 18, 1963, pp. 315–321, 323–337, 339–353.
Mullinger, P. J. ., and Chigier, N. A. , The design and performance of internal mixing multi-jet twin-fluid atomizers, J. Inst. Fuel, Vol. 47, 1974, pp. 251–261.
Mellor, R. , Chigier, N. A. , and Beer, J. M. , Pressure jet spray in airstreams, in: ASME Paper 70-GT-101, ASME Gas Turbine Conference, Brussels, 1970.
Chigier, N. A. ., McCreath, C. G. ., and Makepeace, R. W. , Dynamics of droplets in burning and isothermal kerosine sprays, Combust. Flame, Vol. 23, 1974, pp. 11–16.
Chigier, N. A. , The atomization and burning of liquid fuel sprays, Prog. Energy Combust. Sci., Vol. 2, 1976, pp. 97–114.
De Corso, S. M. ., and Kemeny, G. A. , Effect of ambient and fuel pressure on nozzle spray angle, ASME Trans., Vol. 79, No. 3, 1957, pp. 607–615.
Simmons, H. C. , and Lapera, D. L. , A high-speed spray analyzer for gas turbine fuel nozzles, Paper Presented at ASME Gas Turbine Conference, Session 2b, Cleveland, March 1969.
Weiss, B.A. , Derov, P. , DeBiase, D. , and Simmons, H.C. , Fluid particle sizing using a fully automated optical imaging system, Optical Engineering, Vol 23, 1984, pp 561–566.
Bertollini, G. P. ., Oberdier, L. M. ., and Lee, Y. H. , Imaging processing system to analyze droplet distributions in sprays, Opt. Eng., Vol. 24, 1985, pp. 464–469.
Hardalupus, Y ., Hishida, K ., Maeda, M ., Morikita, H ., Taylor, A. M. K. P. ., and Whitelaw, J. H. , Shadow Doppler technique for sizing particles of arbitrary shape, Appl. Opt., Vol. 33, 1994, pp. 8417–8426.
MacLoughlin, P. F. , and Walsh, J. J. , A holographic study of interacting liquid sprays, in: Proceedings of 1st International Conference on Liquid Atomization and Spray Systems, Tokyo, 1978, pp. 325–332.
Murakami, T. , and Ishikawa, M. , Laser holographic study on atomization processes, in: Proceedings of 1st International Conference on Liquid Atomization and Spray Systems, Tokyo, 1978, pp. 317–324.
Thompson, B. J. , Droplet characteristics with conventional and holographic imaging techniques, in: Tishkoff, J. M. , Ingebo, R. D. , and Kennedy, J. B. (eds.), Liquid Particle Size Measurement Techniques, ASTM STP 848, West Conshohocken, PA: American Society for Testing and Materials, 1984, pp. 111–122.
Ruff, G. A. ., Bernal, L. P. ., and Faeth, G. M. , Structure of the near-injector region of non-evaporating pressure-atomized sprays, J. Prop. Power, Vol. 7, 1991, pp. 221–230.
Tseng, L. E. ., Wu, P. K. ., and Faeth, G. M. , Dispersed-phase structure of pressure atomized sprays, and various gas densities, J. Prop. Power, Vol. 8, 1992, pp. 1157–1166.
Santangelo, P. J. ., and Sjoka, P. E. , Holographic particle diagnostics, Prog. Energy Combust. Sci., Vol. 19, 1993, pp. 587–603.
McVey, J. B. , Kennedy, J. B. , and Owen, F. K. , Diagnostic techniques for measurements in burning sprays, Paper Presented at Meeting of Western States Section of the Combustion Institute, Washington, DC, October 1976.
Müller, J ., Kebbel, V ., and Jüptner, W. , Characterization of spatial particle distributions in a spray-forming process using digital holography, Meas. Sci. Technol., Vol. 15, 2004, pp. 706–710.
Lee, J ., Miller, B ., and Sallam, K. A. , Demonstration of digital holographic diagnostics for the breakup of liquid jets using a commercial-grade CCD sensor, Atomization Sprays, Vol. 19, 2009, pp. 445–456.
Olinger, D. S. , Sallam, K. A. , Lin, K.-C., and Carter, C. D. , Image processing algorithms for digital holographic analysis of near-injector sprays, in: Proceedings of the ILASS-Americas, 25th Annual Conference on Liquid Atomization and Spray Systems, Pittsburgh, PA, 2013.
Okoshi, T. , Three Dimensional Imaging Techniques, New York: Academic Press, 1976.
Javidi, B. , and Okano, F. (eds.), Three-Dimensional Television Video and Display Technologies, Berlin: Springer-Verlag, 2002.
Perwaβ, C ., and Weitzke, L. , Single lens 3D-camera with extended depth of field, in: Proceedings, SPIE, Vol. 8291, 2012.
Nonn, T. , Jaunet, V. , and Hellman, S. , Spray droplet size and velocity measurements using light-field velocimetry, in: ICLASS 2012, 12th Triennial International Conference on Liquid Atomization and Spray System, Heidelberg, Germany, 2012.
Lillo, P. M. ., Greene, M. L. ., and Sick, V. , Plenoptic single-shot 3D imaging of in-cylinder fuel spray geometry, Z. Phys. Chem., Vol. 229, 2015, pp. 549–560.
Paciaroni, M ., and Linne, M. , Single-shot two-dimensional ballistic imaging through scattering media, Appl. Opt., Vol. 43, 2004, pp. 5100–5109.
Linne, M. , Imaging in the optically dense regions of a spray: A review of developing techniques, Prog. Energy Combust. Sci., Vol. 39, 2013, pp. 403–440.
MacPhee, A. G. ., Tate, M. W. ., Powell, C. F. ., Yong, Y ., Renzi, M. J. . Ercon, A ., Narayanan, S ., Fontes, E ., Walther, J ., Shaller J . et al. , X-ray imaging of shock waves generated by high-pressure fuel sprays, Science, Vol. 295, 2002, pp. 1261–1263.
Wang, J. , S-ray vision of fuel sprays, J. Synchorotron Radiat., Vol. 12, 2005, pp. 197–207.
Powell, C. F. ., Kastengren, A. L. ., Liu, Z ., and Fezzaa, K. , The effects of diesel injector needle motion on spray structure, ASME J. Eng. Gas Turb. Power, Vol. 133, 2011, p. 012802.
Duke, D. J. ., Dastengrem, A. L. O. ., Tilocco, F. A. ., Swantek, A. B. ., and Powell, C. F. , X-ray radiography of cavitating nozzle flow, Atomization Sprays, Vol. 23, 2013, pp. 841–860.
Bachalo, W. D. , Method for measuring the size and velocity of spheres by dual-beam light scatter interferometry, Appl. Opt., Vol. 19, No. 3, 1980, pp. 363–370.
Durst, F., Melling, A., and Whitelaw, J. H. , Principles and Practice of Laser-Doppler Anemometry, New York: Academic Press, 1976.
Farmer, W. M. , The interferometric observation of dynamic particle size, velocity, and number density, Ph.D. thesis, University of Tennessee, Knoxville, 1973.
Farmer, W. M. , Sample space for particle size and velocity measuring interferometers, Appl. Opt., Vol. 15, 1976, pp. 1984–1989.
Yule, A. , Chigier, N. , Atakan, S. , and Ungut, A. , Particle Size and Velocity Measurement by Laser Anemometry, AIAA Paper 77–214, 15th Aerospace Sciences Meeting, Los Angeles, 1977.

Mularz, E. J. , Bosque, M. A. , and Humenik, F. M. , Detailed fuel spray analysis techniques, NASA Technical Memorandum 83476, 1983.
Bachalo, W. D. , Hess, C. F. , and Hartwell, C. A. , An instrument for spray droplet size and velocity measurements, ASME Winter Annual Meeting, Paper No. 79-WA/GT-13, 1979.
Jackson, T. A. , and Samuelson, G. S. , Spatially resolved droplet size measurements, ASME Paper 85-GT-38, 1985.
Hess, C. F. , A technique combining the visibility of a Doppler signal with the peak intensity of the pedestal to measure the size and velocity of droplets in a spray, Paper Presented at the AIAA 22nd Aerospace Sciences Meeting, Reno, NV, January 9–12, 1984.
Hirleman, E. D. , History of development of the phase-Doppler particle sizing velocimeter, Part. Part. Syst. Char., Vol. 13, 1996, pp. 59–67.
Bachalo, W. D. ., and Houser, M. J. , Phase Doppler spray analyzer for simultaneous measurements of drop size and velocity distributions, Opt. Eng., Vol. 23, No. 5, 1984, pp. 583–590.
Bachalo, W. D. , and Houser, M. J. , Spray drop size and velocity measurements using the phase/Doppler particle analyzer, in: Proceedings of the 3rd International Conference on Liquid Atomization and Spray Systems, London, 1985, pp. VC/2/1–12.
McDonell, V.G. , and Samuelsen, G. S. , Sensitivity assessment of a phase Doppler interferometer to user controlled settings, in: Hirleman, E. D. (ed.), Liquid Particle Size Measurement Techniques: 2nd Volume: ASTM STP 1083, Philadelphia, PA: American Society for Testing and Materials, 1990, pp. 170–189.
McDonell, V. G. ., Samuelsen, G. S. ., Wang, M. R. ., Hong, C. H. ., and Lai, W. H. , Interlaboratory comparison of phase Doppler measurements in a research simplex atomizer spray, J. Propul. Power, Vol. 10, 1994, pp. 402–409.
Zhu, J. Y. ., Bachalo, E. J. ., Rudoff, R. C. ., and Bachalo, W. D. ., and McDonell, V. G. , Assessment of a Fourier-transform Doppler signal analyzer and comparison with a time-domain counter processor, Atomization Sprays, Vol. 5, 1995, pp. 585–601.
Holve, D. J. ., and Self, S. A. , Optical particle sizing counter for in situ measurements, Parts I and II, Appl. Opt., Vol. 18, No. 10, 1979, pp. 1632–1645.
Holve, D. J. , In situ optical particle sizing technique, J. Energy, Vol. 4, No. 4, 1980, pp. 176–182.
Holve, D. J. ., and Annen, K. , Optical particle counting and sizing using intensity deconvolution, Opt. Eng., Vol. 23, No. 5, 1984, pp. 591–603.
Holve, D. J. ., and Davis, G. W. , Sample volume and alignment analysis for an optical particle counter sizer, and other applications, Appl. Opt., Vol. 24, No. 7, 1985, pp. 998–1005.
Holve, D. J. , Transit Timing Velocimetry (TTV) for two phase reacting flows, Combust. Flame, Vol. 48, 1982, pp. 105–108.
Holve, D. J. , and Meyer, P. L. In-situ particle measurement in combustion environments, in: Chigier, N. (ed.), Combustion Measurements, Washington, DC: Hemisphere, 1991, pp. 279–299.
Black, D. L. ., McQuay, M. Q. ., and Bonin, M. P. , Laser-based techniques for particle-size measurement: A review of sizing methods and their industrial applications, Prog. Energy Combust. Sci., Vol. 22, 1996, pp. 267–306.
Dobbins, R. A. ., Crocco, L ., and Glassman, I. , Measurement of mean particle sizes of sprays from diffractively scattered light, AIAA J., Vol. 1, No. 8, 1963, pp. 1882–1886.
Roberts, J. M. ., and Webb, M. J. , Measurement of droplet size for wide range particle distribution, AIAA J., Vol. 2, No. 3, 1964, pp. 583–585.
Rizk, N. K. , and Lefebvre, A. H. , Measurement of drop-size distribution by a light-scattering technique, in: Tishkoff, J. M. , Ingebo, R. D. , and Kennedy, J. B. (eds.), Liquid Particle Size Measurement Techniques, *ASTM STP 848*, American Society for Testing and Materials, Philadelphia, PA 1984, pp. 61–71.
Swithenbank, J. , Beer, J. M. , Abbott, D., and McCreath, C. G. , A laser diagnostic technique for the measurement of droplet and particle size distribution, Paper 76-69, in: 14th Aerospace Sciences Meeting, American Institute of Aeronautics and Astronautics, Washington, DC, January 26–28, 1976.
Dodge, L. G. , Calibration of Malvern particle sizer, Appl. Opt., Vol. 23, 1984, pp. 2415–2419.
Dodge, L. G. , Change of calibration of diffraction based particle sizes in dense sprays, Opt. Eng., Vol. 23, No. 5. 1984, pp. 626–630.
Felton, P. G. , Hamidi, A. A. , and Aigal, A. K. , Measurement of drop size distribution in dense sprays by laser diffraction, in: Proceedings of the 3rd International Conference on Liquid Atomization and Spray Systems, London, 1985, pp. IVA/4/1–11.
Hamadi, A. A. ., and Swithenbank, J. , Treatment of multiple scattering of light in laser diffraction measurement techniques in dense sprays and particle fields, J. Inst. Energy, Vol. 59, 1986. pp. 101–105.
Wild, P. N. ., and Swithenbank, J. , Beam stop and vignetting effects in particle size measurements by laser diffraction, Appl. Opt., Vol. 25, No. 19, 1986, pp. 3520–3526.
Dodge, L. G. , and Cerwin, S. A. , Extending the applicability of diffraction-based drop sizing instruments, in: Tishkoff, J. M. , Ingebo, R. D. , and Kennedy, J. B. (eds.), Liquid Particle Size Measurement Techniques, *ASTM STP 848*, Philadelphia, PA: American Society for Testing and Materials, 1984, pp. 72–81.
Dodge, L. G. , Rhodes, D. J. , and Reitz, R. D. , Comparison of Drop-Size Measurement Techniques in Fuel Sprays: Malvern Laser-Diffraction and Aerometrics Phase Doppler, Spring Meeting of Central States Section of the Combustion Institute, Cleveland, May 1986.
Hodkinson, J. , Particle sizing by means of the forward scattering lobe, Appl. Opt., Vol. 5, 1966, pp. 839–844.
Gravatt, C. , Real time measurement of the size distribution of particulate matter by a light scattering method, J. Air Pollut. Control Assoc., Vol. 23, No. 12, 1973, pp. 1035–1038.
Stevenson, W. H. , Optical Measurement of Drop Size in Liquid Sprays, Gas Turbine Combustion Short Course Notes, School of Mechanical Engineering, Purdue University, West Lafayette, Indiana, 1977.
Hirleman, E. D. , and Wittig, S. L. K. , Uncertainties in particle size distributions measured with ratio-type single particle counters, in: Conference on Laser and Electro-Optical Systems, San Diego, California, May 25–27, 1976.
Hirleman, E. D. , Optical Techniques for Particulate Characterization in Combustion Environments, Ph.D. thesis. School of Mechanical Engineering, Purdue University, West Lafayette, Indiana, 1977.
Wuerer, J. E. , Oeding, R. G. , Poon, C. C. , and Hess, C. F. , (Spectron Development Labs) , The application of nonintrusive optical methods to physical measurements in combustion, in: American Institute of Aeronautics and Astronautics 20th Aerospace Sciences Meeting, *Paper No. AIAA-82-0236*, Orlando, FL January 1982.
Labs, J ., and Parker, T. , Diesel fuel spray droplet sizes and volume fractions from the region 25 mm below the orifice, Atomization Sprays, Vol. 13, 2003, pp. 425–442.
Hofeldt, D. L. ., and Hanson, R. K. , Instantaneous imaging of particle size and spatial distribution in two-phase flows, Appl. Opt., Vol. 30, 1991, pp. 4936–4948.

Yeh, C. N. ., Kosaka, H ., and Kamimoto, T. , Fluorescence/scattering image technique for particle sizing in unsteady diesel spray, Trans. Jpn. Soc. Mech. Eng., Vol. 59, pp. 4008–4013, 1993.
Le Gal, P ., Farrugia, N ., and Greenhalgh, D. A. , Laser sheet drop sizing of dense sprays, Opt. Laser Technol., Vol. 31, 1999, pp. 75–83.
Sankar, S. V. ., Maher, K. E. ., and Robart, D. M. , Rapid characterization of fuel atomizers using an optical patternator, ASME J. Eng. Gas Turb. Power., Vol. 121, 1999, pp. 409–414.
Talley, D. G. , Thanban, A. T. S. , McDonell, V. G. , and Samuelsen, G. S. , Laser sheet visualization of spray structure, Chapter 5, in: Kuo, K. K. (ed.), Recent Advances in Spray Combustion: Spray Atomization and Drop Burning Phenomena, Progress in Astronautics and Aeronautics, Vol 166, 1996, pp. 113–142.
Domann, R ., and Hardalupas, Y. , Quantitative measurements of planar droplet sauter mean diameter in sprays using planar droplet sizing, Part. Part. Syst. Char., Vol. 20, 2003, pp. 209–218.
Charalampous, G ., and Hardalupas, Y. , Method to reduce errors of droplet sizing based on the ratio of fluorescent and scattered light intensities (Laser-Induced Fluorescence/Mie Technique), Appl. Opt., Vol. 50, 2011, pp. 3622–3627.
Konig, G ., Anders, K ., and Frohn, A. , A new light scattering technique to measure the diameter of periodically generated moving droplets, J. Aersol. Sci., Vol. 17, 1986, pp. 157–167.
Maeda, M ., Akasaka, Y ., and Kawaguchi, T. , Improvements of the interferometric technique for simultaneous measurement of droplet size and velocity vector field and its application to a transient spray, Exp. Fluids, Vol. 33, 2002, pp. 125–134.
Damaschke, N ., Noback, H ., and Tropea, C. , Optical limits of particle concentration for multi-dimensional particle sizing techniques in fluid mechanics, Exp. Fluids, Vol. 32, 2002, pp. 143–152.
Hirleman, E. D. , On-line calibration technique for laser diffraction droplet sizing instruments, ASME Paper 83-GT-232, 1983.
Koo, J. H. , and Hirleman, E. D. , Review of principles of optical techniques for particle size measurements, in: Kuo, K. K. (ed.), Recent Advances in Spray Combustion: Spray Atomization and Drop Burning Phenomena, Progress in Astronautics and Aeronautics, New York: AIAA, Vol 166, 1996, pp. 3–32.
Berglund, R. N. ., and Liu, B. Y. H. , Generation of monodisperse aerosol standards, Environ. Sci. Technol., Vol. 7, 1973, pp. 147–153.
McVey, J. B. ., Russell, S ., and Kennedy, J. B. , High resolution patternator for the characterization of fuel sprays, AIAA J., Vol. 3, 1987, pp. 607–615.
Cohen, J. M. ., and Rosfjord, T. J. , Spray patternation at high pressure, J. Propul. Power, Vol. 7, 1991, pp. 481–489.
Strakey, P. A. ., Tally, D. G. ., Sankar, S. V. ., and Bachalo, W. D. , Phase-Doppler interferometry with probe-to-droplet size ratios less than unity. II: Application of the technique, Appl. Opt., Vol. 39, 2000, pp. 3887–3894.
Talley, D. G. , Thamban, A. T. S. , McDonell, V. G. , and Samuelsen, G. S. , Laser sheet visualization of spray structure, in: Kuo, K. K. (ed.), Recent Advances in Spray Combustion, New York: AIAA, 1995, pp. 113–141.
Brown, C. T. , McDonell, V. G. , and Talley, D. G. , Accounting for laser extinction, signal attenuation, and secondary emission while performing optical patter nation in a single plane, in: Proceedings, ILASS Americas, Madison, WI, 2002.
Berrocal, E ., Kristensson, E ., Richter, M ., Linne, M ., and Aldén, M. , Application of structured illumination for multiple scatter suppression in planar laser imaging of dense sprays, Opt. Express, Vol. 16, 2008, pp. 17870–17882.
Ullom, M.J. and Sojka, P.E. , A simple optical patternator for evaluating spray symmetry, Rev. Sci. Instruments, Vol 72, 2001, pp 2472–2477.
Lim, J. , Sivathanu, Y. , Narayanan, V. , and Chang, S. , Optical Patternation of a water spray using statistical extinction tomography, Atomiz. Sprays, Vol 13, pp 27–43, 2003.
Chen, F. P. ., and Goulard, R. , Retrieval of arbitrary concentration and temperature fields by multiangular scanning techniques, J. Quant. Spectrosc. Radiat. Transfer, Vol. 16, 1976, p. 819.
Gorokhovski, M ., and Herrmann, M. , Modeling primary atomization, Annu. Rev. Fluid Mech., Vol. 40, 2008, pp. 343–366.
Li, X ., Soteriou, M. C. ., Kim, W ., and Cohen, J. M. , High fidelity simulation of the spray generated by a realistic swirling flow injector, J. Eng. Gas Turb. Power, Vol. 136, 2014, pp. 071503–1:10.
Herrmann, M. , Detailed numerical simulations of the primary atomization of a turbulent liquid jet in cross flow, J. Eng. Gas Turb. Power, Vol. 132, 2010, pp. 061506–1:10.
Shinjo, J ., and Umemura, A. , Surface instability and primary atomization characteristics of straight liquid jet sprays, Int. J. Multiphase Flows, Vol. 37, 2011, pp. 1294–1304.
Faeth, G. M. ., and Samuelsen, G. S. , Fast reacting non-premixed combustion, Prog. Energy Combust. Sci., Vol. 12, 1986, pp. 305–372.
Dodge, L. G. , Comparison of performance of drop-sizing instruments, Appl. Opt., Vol. 26, No. 7, 1987, pp. 1328–1341.
Lefebvre, A. H. , The role of fuel preparation in low-emission combustion, J. Eng. Gas Turb. Power, Vol. 117, 1995, pp. 617–653.