US007949752B2

(12) **United States Patent**
Lange et al.

(10) **Patent No.: US 7,949,752 B2**
(45) **Date of Patent: May 24, 2011**

(54) **NETWORK SYSTEM EXTENSIBLE BY USERS**

(75) Inventors: **Danny Lange**, Cupertino, CA (US); **Barbara Nelson**, San Mateo, CA (US); **Jing Su**, Cupertino, CA (US); **James E. White**, San Carlos, CA (US)

(73) Assignee: **Ben Franklin Patent Holding LLC**, Los Altos, CA (US)

(*) Notice: Subject to any disclaimer, the term of this patent is extended or adjusted under 35 U.S.C. 154(b) by 1390 days.

(21) Appl. No.: **10/995,159**

(22) Filed: **Nov. 24, 2004**

(65) **Prior Publication Data**

US 2005/0091305 A1 Apr. 28, 2005

Related U.S. Application Data

(63) Continuation of application No. 09/712,712, filed on Nov. 14, 2000, now Pat. No. 6,839,733, which is a continuation of application No. 09/178,366, filed on Oct. 23, 1998, now Pat. No. 6,163,794.

(51) **Int. Cl.**
G06F 15/173 (2006.01)
G06F 15/16 (2006.01)

(52) **U.S. Cl.** **709/226**; 709/202

(58) **Field of Classification Search** 709/202, 709/226

See application file for complete search history.

(56) **References Cited**

U.S. PATENT DOCUMENTS

4,575,797 A 3/1986 Gruner et al.
4,653,100 A 3/1987 Barnett et al.
4,716,583 A 12/1987 Groner et al.
4,974,254 A 11/1990 Perine et al.
5,001,745 A 3/1991 Pollock
5,079,695 A 1/1992 Dysart et al.
5,093,914 A 3/1992 Coplien et al.
5,129,083 A 7/1992 Cutler et al.
5,129,084 A 7/1992 Kelly, Jr. et al.
5,136,634 A 8/1992 Rae et al.
5,187,790 A 2/1993 East et al.
5,206,951 A 4/1993 Khoyi et al.

(Continued)

FOREIGN PATENT DOCUMENTS

EP 0 495310 A2 7/1992

(Continued)

OTHER PUBLICATIONS

Jonathan Dale, "A Mobile Agent Architecture to Support Distributed Resource Information Management", University of Southampton, Department of Electronics and Computer Science, 79 pages, Jun. 23, 1998.

(Continued)

Primary Examiner — Douglas B Blair
(74) *Attorney, Agent, or Firm* — Sterne, Kessler, Goldstein & Fox P.L.L.C.

(57) **ABSTRACT**

In one aspect, a network system includes a user interface which allows a user to interact with the network system. An agent server is coupled to the user interface. The agent server manages the operation of the network system. Furthermore, the agent server in conjunction with the user interface is operable to create or modify an agent in response to interaction by the user. In another aspect, a network system includes an agent server which manages the operation of the network system. An agent is operable to utilize a service within the network system. A service wrapper, associated with the service, cooperates with the agent server to mediate interaction between the service and the agent.

34 Claims, 17 Drawing Sheets

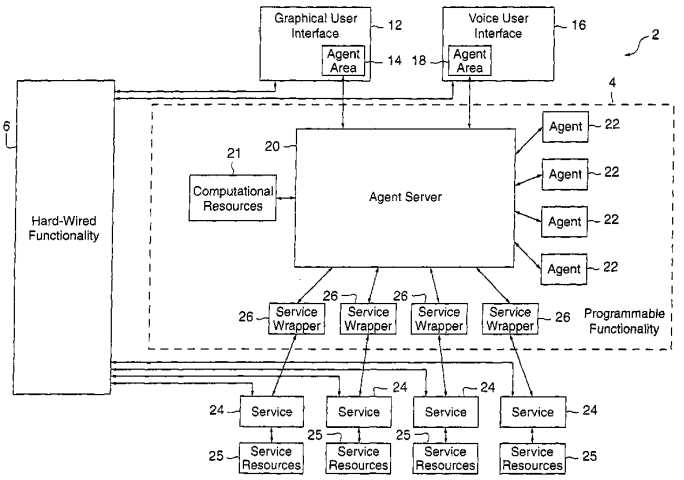

U.S. PATENT DOCUMENTS

5,261,080	A	11/1993	Khoyi et al.	
5,297,283	A	3/1994	Kelly, Jr. et al.	
5,303,375	A	4/1994	Collins et al.	
5,303,379	A	4/1994	Khoyi et al.	
5,307,490	A	4/1994	Davidson et al.	
5,321,841	A	6/1994	East et al.	
5,327,559	A	7/1994	Priven et al.	
5,339,430	A	8/1994	Lundin et al.	
5,351,276	A	9/1994	Doll, Jr. et al.	
5,367,454	A	11/1994	Kawamoto et al.	
5,377,350	A	12/1994	Skinner	
5,379,426	A	1/1995	Foss et al.	
5,396,630	A	3/1995	Banda et al.	
5,414,852	A	5/1995	Kramer et al.	
5,421,013	A	5/1995	Smith	
5,421,015	A	5/1995	Khoyi et al.	
5,446,842	A	8/1995	Schaeffer et al.	
5,446,901	A	8/1995	Owicki et al.	
5,452,433	A	9/1995	Nihart et al.	
5,500,920	A	3/1996	Kupiec	
5,546,584	A	8/1996	Lundin et al.	
5,559,927	A	9/1996	Clynes	
5,603,031	A	2/1997	White et al.	395/683
5,608,786	A	3/1997	Gordon	
5,633,916	A *	5/1997	Goldhagen et al.	379/88.17
5,636,325	A	6/1997	Farrett	
5,655,081	A	8/1997	Bonnell et al.	709/202
5,740,231	A *	4/1998	Cohn et al.	379/88.22
5,781,228	A *	7/1998	Sposato	725/32
5,825,759	A	10/1998	Liu	370/331
5,826,258	A	10/1998	Gupta et al.	707/4
5,860,064	A	1/1999	Henton	
5,873,057	A	2/1999	Eves et al.	
5,890,123	A	3/1999	Brown et al.	
5,913,214	A	6/1999	Madnick et al.	707/10
5,953,392	A	9/1999	Rhie et al.	
5,963,949	A	10/1999	Gupta et al.	707/100
5,974,441	A	10/1999	Rogers et al.	709/200
5,983,190	A	11/1999	Trower, II et al.	704/276
5,983,267	A	11/1999	Shklar et al.	709/217
5,987,415	A	11/1999	Breese et al.	
6,016,393	A	1/2000	White et al.	
6,016,520	A	1/2000	Facq et al.	710/33
6,031,895	A *	2/2000	Cohn et al.	379/88.13
6,049,819	A *	4/2000	Buckle et al.	709/202
6,067,568	A	5/2000	Li et al.	709/223
6,144,938	A	11/2000	Surace et al.	
6,163,794	A	12/2000	Lange et al.	709/202
6,247,056	B1 *	6/2001	Chou et al.	709/229
6,269,336	B1 *	7/2001	Ladd et al.	704/270
6,285,977	B1	9/2001	Miyazaki	703/26
6,363,411	B1	3/2002	Dugan et al.	709/202
6,366,650	B1	4/2002	Rhie et al.	
6,457,063	B1	9/2002	Chintalapati et al.	709/317
6,539,359	B1 *	3/2003	Ladd et al.	704/275
6,657,990	B1 *	12/2003	Dilip et al.	370/352
6,839,733	B1	1/2005	Lange et al.	
7,043,532	B1 *	5/2006	Humpleman et al.	709/208
7,305,472	B2 *	12/2007	Mighdoll et al.	709/226
2002/0199036	A1 *	12/2002	Arnold et al.	709/330
2005/0027870	A1 *	2/2005	Trebes	709/227
2009/0132805	A1 *	5/2009	Ginter et al.	713/150
2010/0332992	A1 *	12/2010	Donoho et al.	715/736

FOREIGN PATENT DOCUMENTS

EP	0 495319	A2	7/1992
EP	0 546809	A2	6/1993
EP	0 697780	A2	2/1996
WO	WO 91/10191	A1	7/1991
WO	WO 96/11542	A2	4/1996
WO	WO 97/33416	A1	9/1997

OTHER PUBLICATIONS

JP Morgenthal, "XML Agents," NC.Focus website (www.ncfocus.com), 1998, pp. 1-4.

D. Tsichritzis, et al., "KNOs: Knowledge Acquisition, Dissemination, and Manipulation Objects," ACM Transactions on Office Information Systems, vol. 5, No. 1, Jan. 1987, pp. 96-112.

C. Daniel Wolfson, et al., "Intelligent Routers," The 9th International Conference on Distributed Computing Systems, IEEE Computer Society Press, 1989, pp. 371-376.

S Gibbs, "Class Management for Software Communities", Communications of the Association for Computing Machinery, vol. 33, No. 9, Sep. 1, 1990, pp. 90-103, XP 000162393.

K. Nielsen, et al., "Inter-Processor Communication and ADA in Distributed Real-Time Systems", Computer Communications, vol. 13, No. 8, Oct. 1, 1990, pp. 451-459, XP 000161020.

W. Gentleman, et al., "Administrators and Multiprocessor Rendezvous Mechanisms", Software Practice & Experience, vol. 22, No. 1. Jan. 1992 Chichester GB.

G. Welling, et al. "An Architecture of a Threaded Many-to-Many Remote Procedure Call", Proceedings of the International Conference on Distributed Compution Systems, Yokohama, Jun. 9-12, 1992 No. Conf. 12, Jun. 9, 1992, Institute of Electrical and Electronics Engineers, pp. 504-511, XP 000341046.

U. Ramachandran, et al. "An Implementation of Distributed Shared Memory", Software Practice & Experience, vol. 21, No. 5, May 1, 1991, pp. 443-464, XP 000297178.

H. Bruggemann, "Rights in an Object-Oriented Environment", Database Security V. Status and Prospects Results of the IFIP WG 11.3 Workshop, Nov. 4, 1991, Shepherdstown, USA.

M. Rottman and D. Thompson, "The Amcad Real-Time Multiprocessor Operating System", Proceedings of the IEEE 1989 National Aerospace and Electronics Conference NAECON 1989, pp. 1813-1818, (1989).

A. Corradi, L. Leonardi and M. Zannini, "Distributed Environments Based on Objects: Upgrading Smalltalk Toward Distribution", Ninth Annual International Phoenix Conference on Computers and Communications, Mar. 21-23, 1990 Conference Proceedings, IEEE Computer Society, pp. 332-339, (1990).

J. Padget, R. Bradford and J. Fitch, "Concurrent Object-Oriented Programming in LISP", Computer Journal, vol. 34, No. 4, Aug. 1991, pp. 311-319, (1991).

L. Gunaseelan and R. LeBlanc, Jr., "Distributed Eiffel: A Language for Programming Multi-Granular Distributed Objects on the Clouds Operating System", Proceedings of the 1992 International Conference on Computer Languages, IEEE Computer Society, pp. 331-340 (1992).

K. Ogata, S. Kurihara, M. Inari and N. Doi, "The Design and Implementation of HoME", ACM Sigplan '92 Conference on Programming Language Design and Implementation, San Francisco, CA Jun. 17-19, 1992, ACM Sigplan Notices, vol. 27, No. 7, pp. 44-54, (Jul. 1992).

James W. Stamos and David K. Gifford, "Remote Evaluation", ACM Transctions on Programming Languages and Systems, vol. 12, No. 4, Oct. 1990, pp. 537-565.

James W. Stamos and David K. Gifford, "Implementing Remote Evaluation", IEEE Transactions on Software Engineering, vol. 16, No. 7, Jul. 1990, pp. 710-722.

Casais, Eduardo, "An Object Oriented System Implementing KNOs", Proceedings of the Conference on Office Information Systems, vol. 9, Nos. 2-3, pp. 284-290 (1988).

Kahn, Robert E., and Cerf, Vinton G., "The Digital Library Project: vol. 1: The World of Knowbots"; Corporation of National Research Initiatives (Draft) (1988).

Borenstein, Nathaniel S., "Secure and Portable Active Messaging: A New Platform for Distributed Applications and Cooperative Work," was to be submitted to Communications of the ACM for publication (date unknown), 1991.

Curtis, Pavel, "LambdaMOO Programmer's Manual", retrieved as /lambda/moo/gamma/ProgrammersManual.texinfo from the Internet network (Aug. 1991).

Hutchinson, Norman C.; Raj, Rajendra K.; Black, Andrew P.; Levy, Henry M.; and Jul, Eric, "The Emerald Programming Language Report", Technical Report 87-10-07, Department of Computer Science, University of Washington (Oct. 1987).

Jul, Eric; Levy, Henry; Hutchinson, Norman; and Black, Andrew, "Fine-Grained Mobility in the Emerald System", ACM Transactions on Computer Systems, vol. 6, No. 1, pp. 109-133 (Feb. 1988).

Rashid, Richard F., and Robertson, George G., "Accent: A Communication Oriented Network Operating System Kernel", ACM document No. 0-89791-062-1-12/81-0064, pp. 64-75 (1981).
Butterfield, David A., and Popek, Gerald J., "Network Tasking in the Locus Distributed Unix System", Locus Computing Corporation, Santa Monica, California, pp. 62-71 (date unknown), 1984.
Douglis, Fred, "Process Migration in the Sprite Operating System", Report No. UCB/CSD 87/343, Computer Science Division (EECS), University of California, Berkeley (Feb. 1987).
Powell, Michael L., and Miller, Burton P., "Process Migration in DEMOS/MP", ACM document No. 0-89791-115-6/83/010/0110 pp. 110-119 (1983).
Theimer, Marvin M.; Lantz, Keith A.; and Cheriton, David R., "Preemptable Remote Execution Facilities for the V-System", ACM document No. 0-89791-174-1-12/85-0002 pp. 2-12 (1985).
Borenstein, Nathaniel S., "Computational Mail as Network Infrastructure for Computer-Supported Cooperative Work,"CSCW 92 Proceedings, pp. 67-74 (Nov. 1992).
Makoto, "TNG PhoneShell (part 2). A proposal and an implimentation of internet access method with telephones and facsimilies", JICST abstract 96A0053311, May 1995.
PwWebSpeak Overview [online]. The Productivity Works, Sep. 4, 1996, [retrieved on Apr. 15, 1997]. Retrieved on the Internet <URL: http://www.prodworks.com/pwwwovw.htm.
Hakkinen et al., "pwWebSpeak: User Interface Design of an Accessible Web Browser", 1996.
"'WebSpeak' opens cyberspace to visually impaired," The Times, Trenton, NJ, 3 pages (Feb. 12, 1996).
Christodoulakis et al. "The Multimedia Object Presentation Manager of MINOS: A symmetric approach", SIGMOD vol. 15 No. 2 pp. 295-310, Jun. 1986.
Zue, "Navigating the Information Superhighway Using Spoken Language Interfaces" IEEE Expert pp. 39-43, Oct. 1995.
Caldwell et al., "Project Echo—Telephonic Browser for the WWW", <http:www.cc.gatech.edu/people/home/tgay/echo.html> Apr. 15, 1997, undated.
James, "Presenting HTML Structure in Audio: User Satisfaction with Audio Hypertext", <http://www-pcd.stanford.edu/.about.fjames/reports/pilot-tr/techrep-pilot. html> Apr. 14, 1997, undated.
James, "AHA:Audio HTML Access" <http://www-pcd.stanford.edu/.about.fjames/aha/www6/PAPER296.htmll Apr. 14, 1997>, undated.
Novick et al., "A multimodal browser for the World-Wide Web", undated, 1995.
House, "Spoken-language Access to Multimedia (SLAM)", Master's Thesis, Oregon Graduate Institute, undated, 1995.
Groner, "The telephone—the ultimate terminal", Telphony, pp. 34-40, Jun. 1984.
Arita et al., "The Voice Browser—an Archetype-Based Dialog Model", NEC Res & Develop., vol. 36 No. 4. pp. 554-561, Oct. 1995.
Hemphill et al., "(Surfing the Web by Voice", ACM 0-89791-751-0-95/11 pp. 215-222, Nov. 1995.
Chin, John P., "Personality Trait Attributions to Voice Mail User Interfaces", Proceedings of the 1996 Conference on Human Factors in Computing Systems, CHI 96, Online! Apr. 13-18, 1996, pp. 248-249, XP002113878 Vancouver, BC, CA; retrieved from the Internet on 1999-09-96.
"Method for Appropriately Interfacing to User Characteristics in a Voice Interface System," IBM Technical Disclosure Bulletin, vol. 37, No. 3, pp. 307-308, XP000441484, New York, Mar. 1994.
Database Inspec 'Online' Institute of Electrical Engineers, Stevenage, GB, Trainer et al.: "The inclusion of personality trait based adaptive interfaces into computer based learning and training environments," Database accession No. 5193879 XP992113879, Abstract and Proceedings of the Thirty-First International Matador Conference, Apr. 20-21, 1995, pp. 195-200, Manchester, UKISBN: 0-333-64086-1.
Reeves, B. and Nass, C., The Media Equation: How People Treat Computers, Television, and New Media Like Real People and Places, pp. 89-108, ISBN No. 1-57586-052-X, CSLI Publications (1996).
Dunlap, C. AT&T: Internet can talk, too. Computer Reseller News, Nov. 11, 1994, Iss. 607; p. 12 [retrieved on 200-07-06]. REtrieved from the Internet <URL: http://proquest.umi.com/-22 .
WebSpeak Browser Guides Blind on to Internet. The Sunday Times, Feb. 25, 1996, [retrieved on 1997-04-97]. Retrieved from the Internet <URL: http://www.prodworks.com/st960225.htm>.
Aguilar, R. Visually Impaired Get Talking Browser. News.com[online], Feb. 12, 1996, [retrieved on Feb. 12, 1997}. Retrieved from the Internet <URL: http://www.news.com/News/Item/0,4,642,00.htm>.
"New Product Makes the Internet World Wide Web Usable by the Visually Impaired," at <http://www.prodworks.com/pwwovw.html>, pwWebSpeak Press Release, The Productivity Works, Inc., 2 pages (last updated Feb. 10, 1996).

* cited by examiner

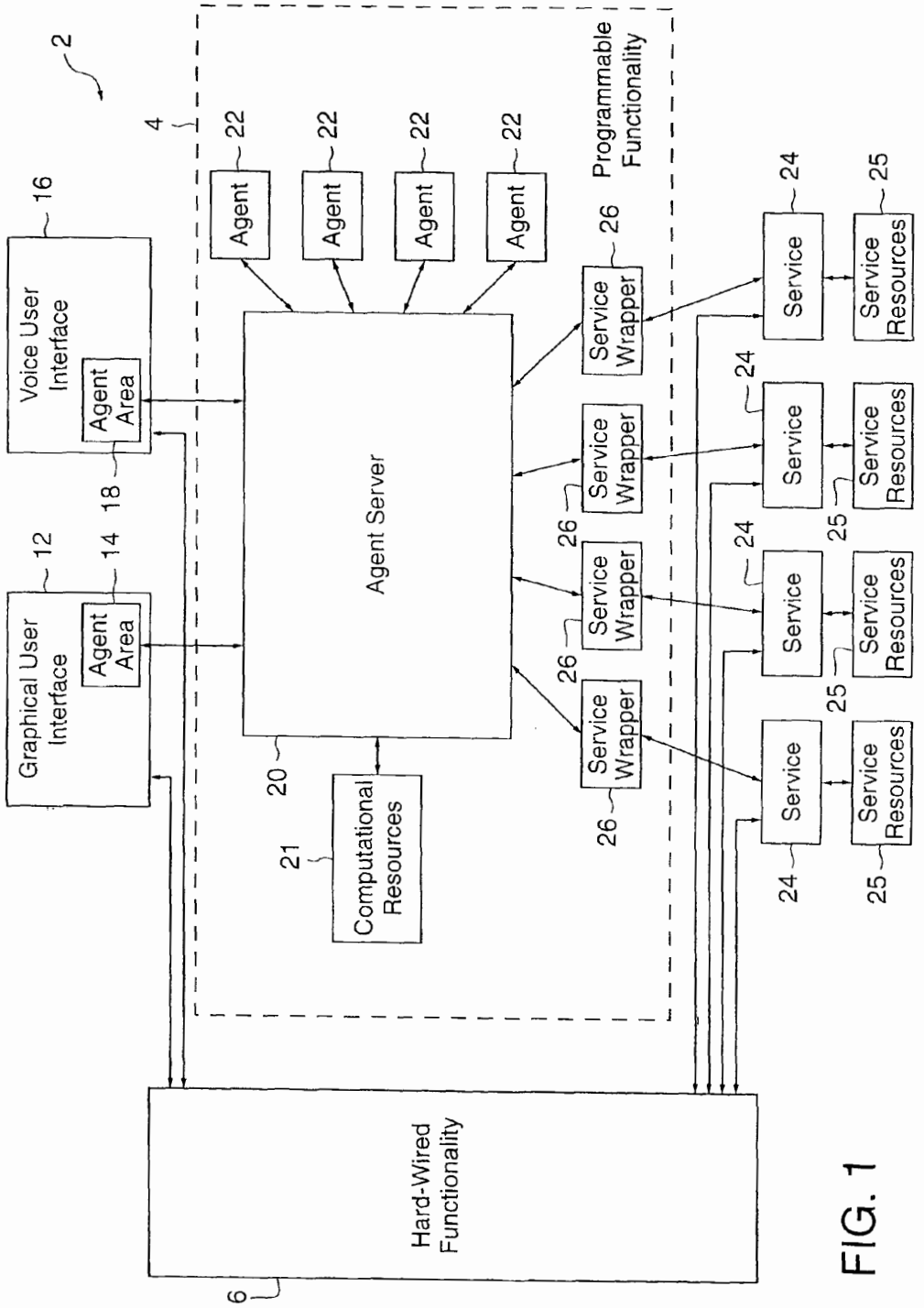
2
4
Programmable Functionality
Voice User Interface
Agent Area
16
18
Graphical User Interface
Agent Area
12
14
Agent
22
Agent Server
20
Computational Resources
21
Service Wrapper
26
Service
24
Service Resources
25
Hard-Wired Functionality
6

FIG. 1

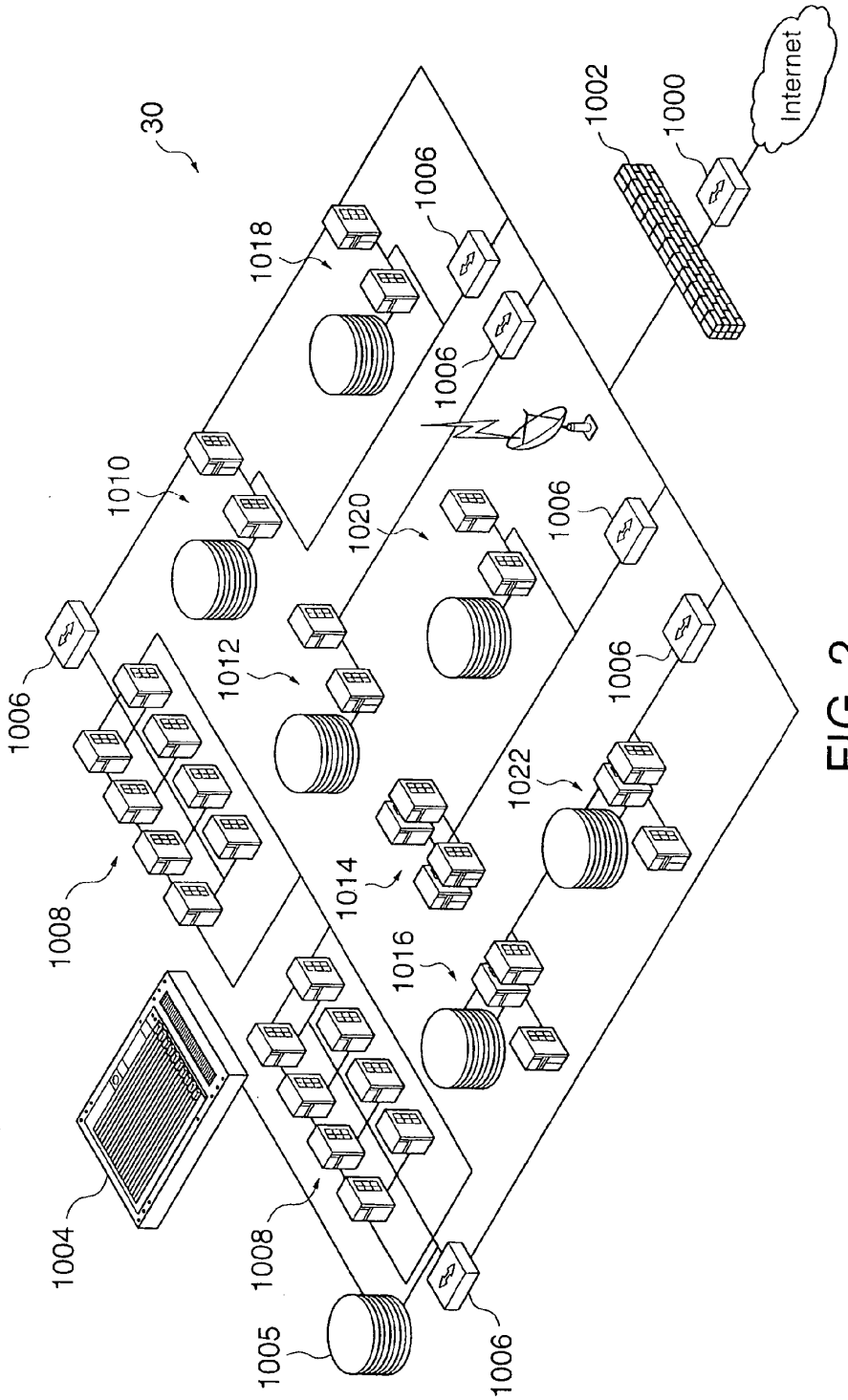
30
1000
1002
Internet
1004
1005
1006
1008
1010
1012
1014
1016
1018
1020
1022

FIG. 2

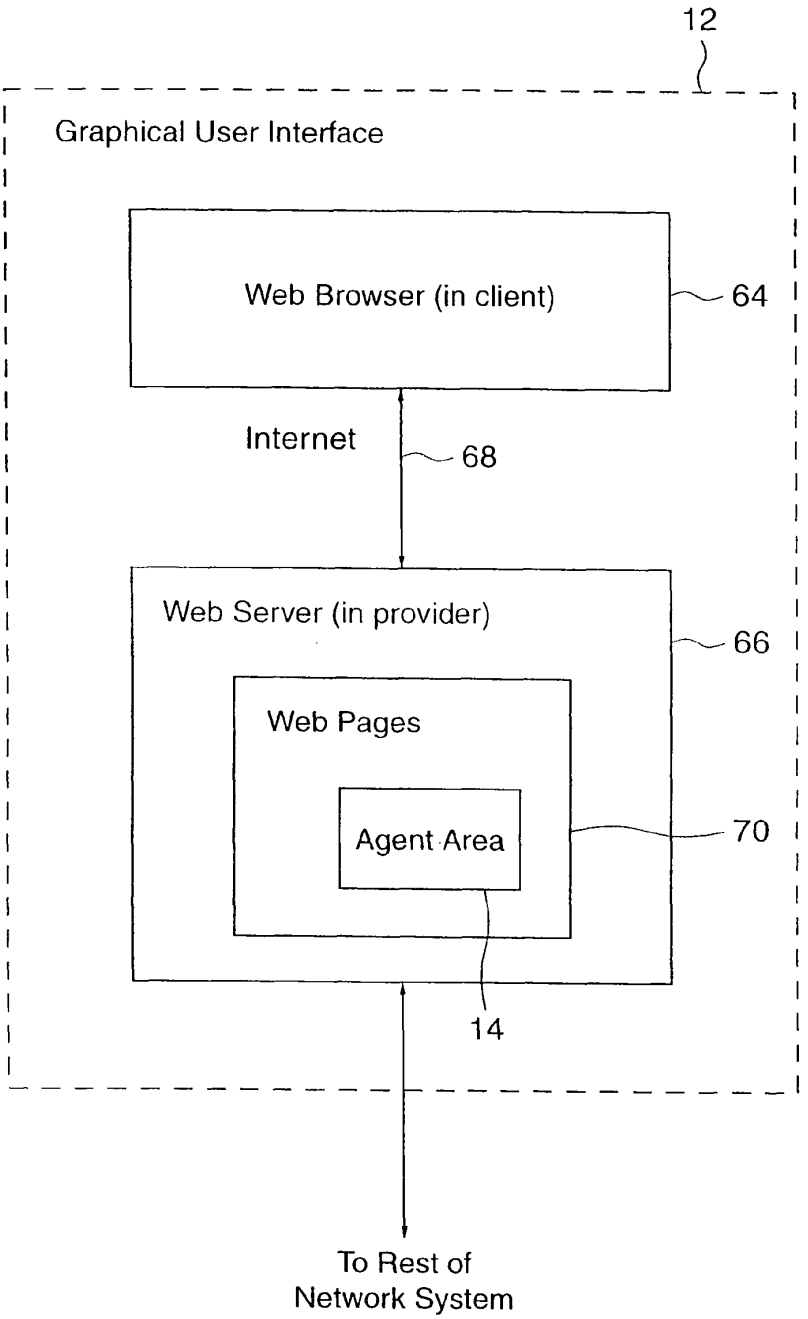
12
Graphical User Interface
Web Browser (in client)
64
Internet
68
Web Server (in provider)
66
Web Pages
Agent Area
70
14
To Rest of
Network System

FIG. 3

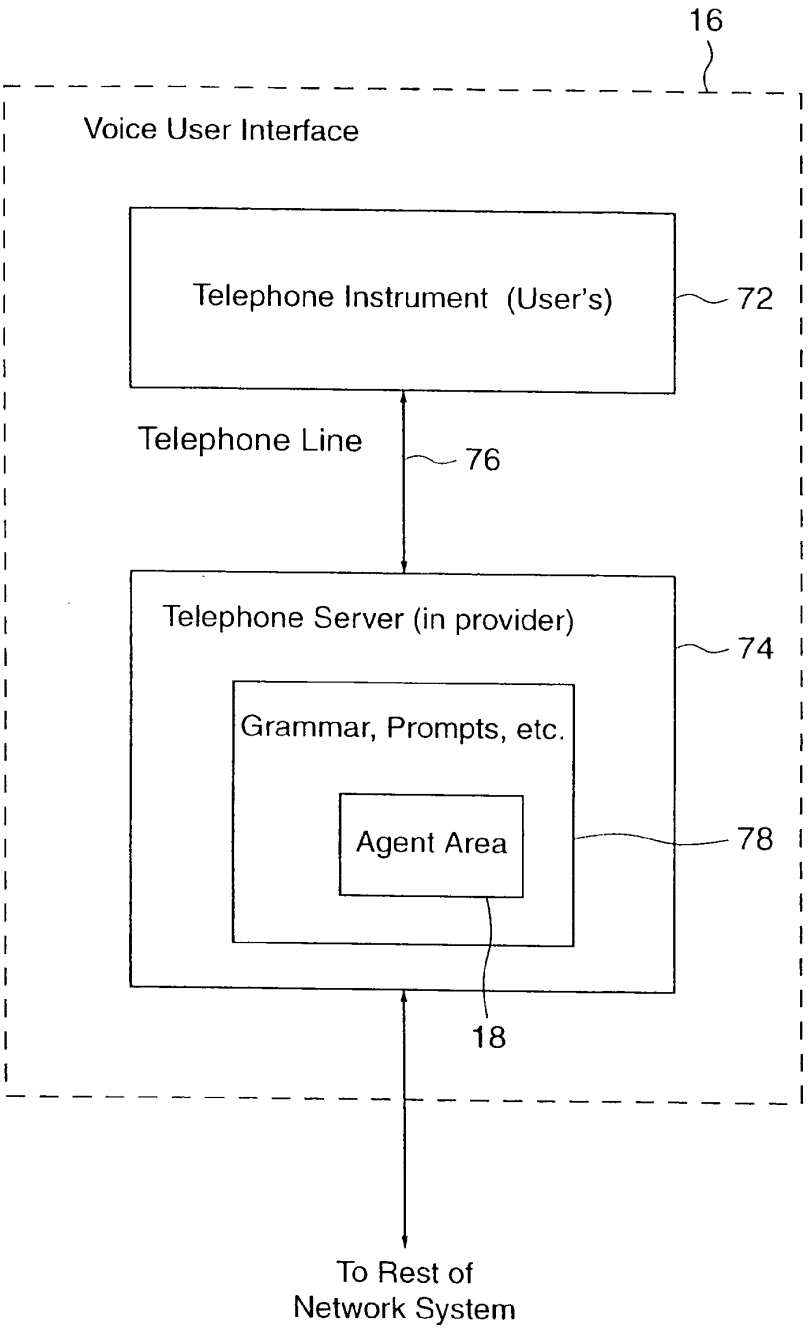
16
Voice User Interface
Telephone Instrument (User's)
72
Telephone Line
76
Telephone Server (in provider)
74
Grammar, Prompts, etc.
Agent Area
78
18
To Rest of
Network System

FIG. 4

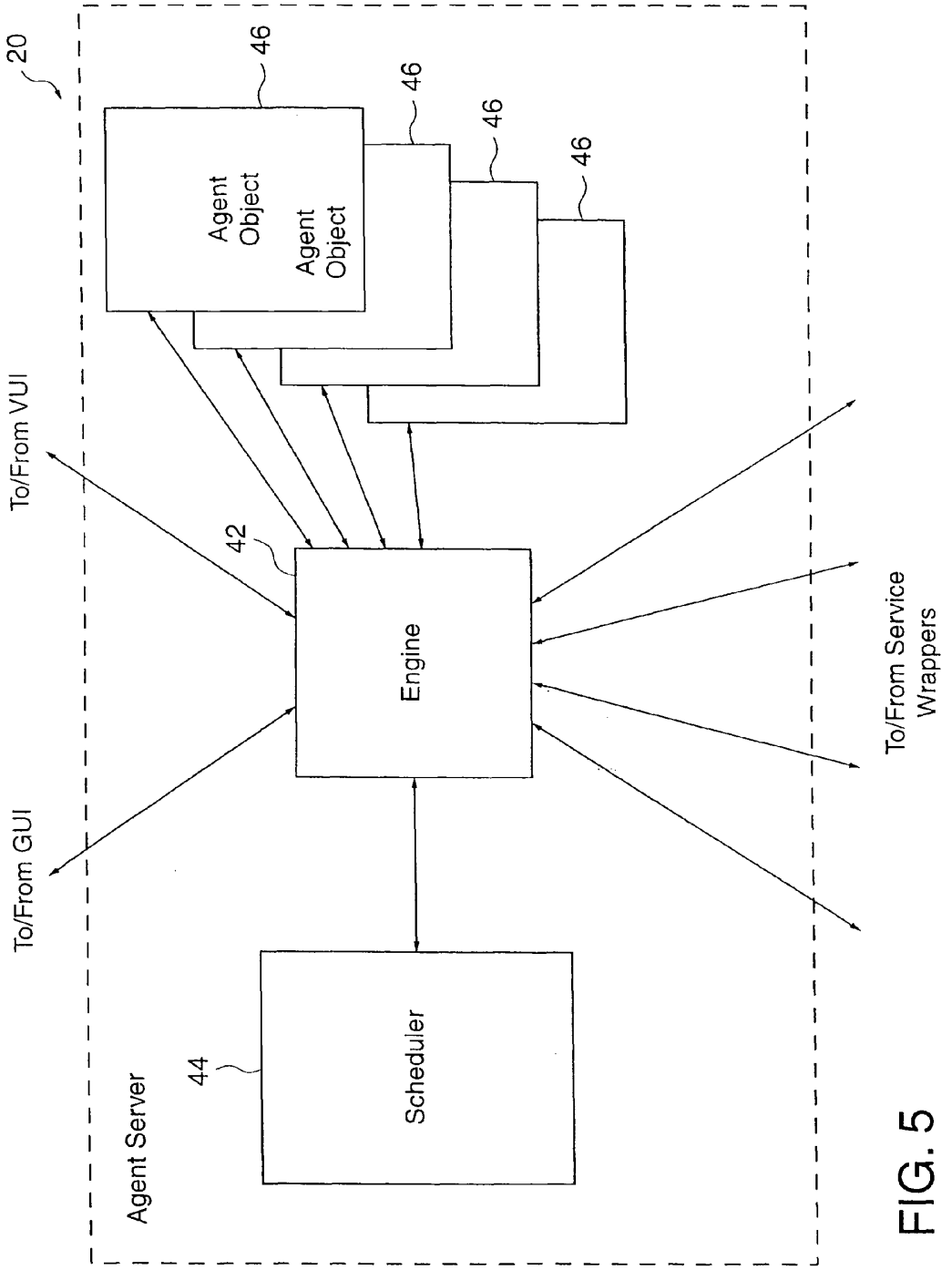
20
Agent Server
To/From VUI
To/From GUI
To/From Service Wrappers
Agent Object
Agent Object
46
46
46
46
42
Engine
44
Scheduler

FIG. 5

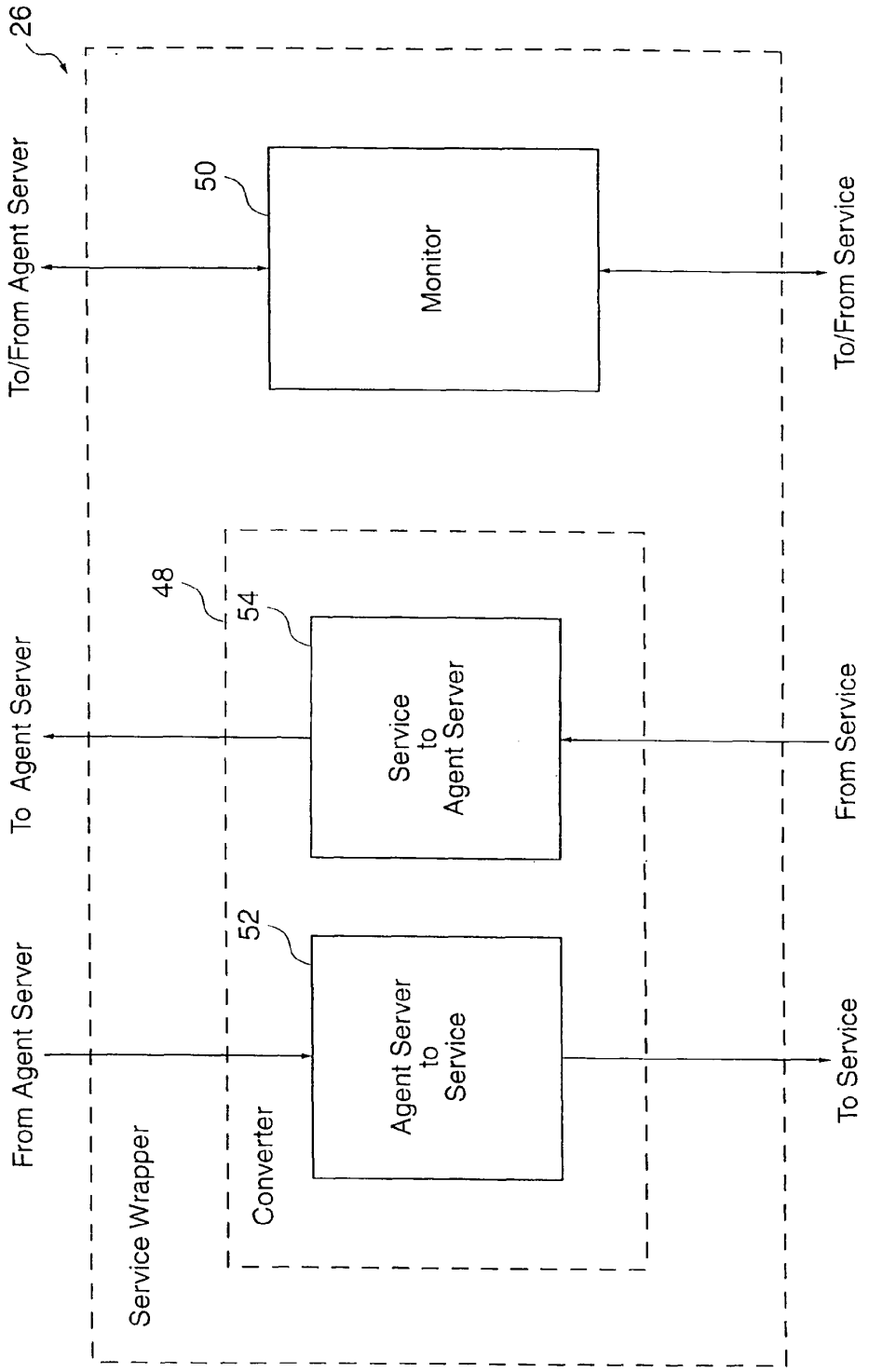
26
To/From Agent Server
50
Monitor
To/From Service
48
54
To Agent Server
Service to Agent Server
From Service
52
From Agent Server
Agent Server to Service
To Service
Converter
Service Wrapper

FIG. 6

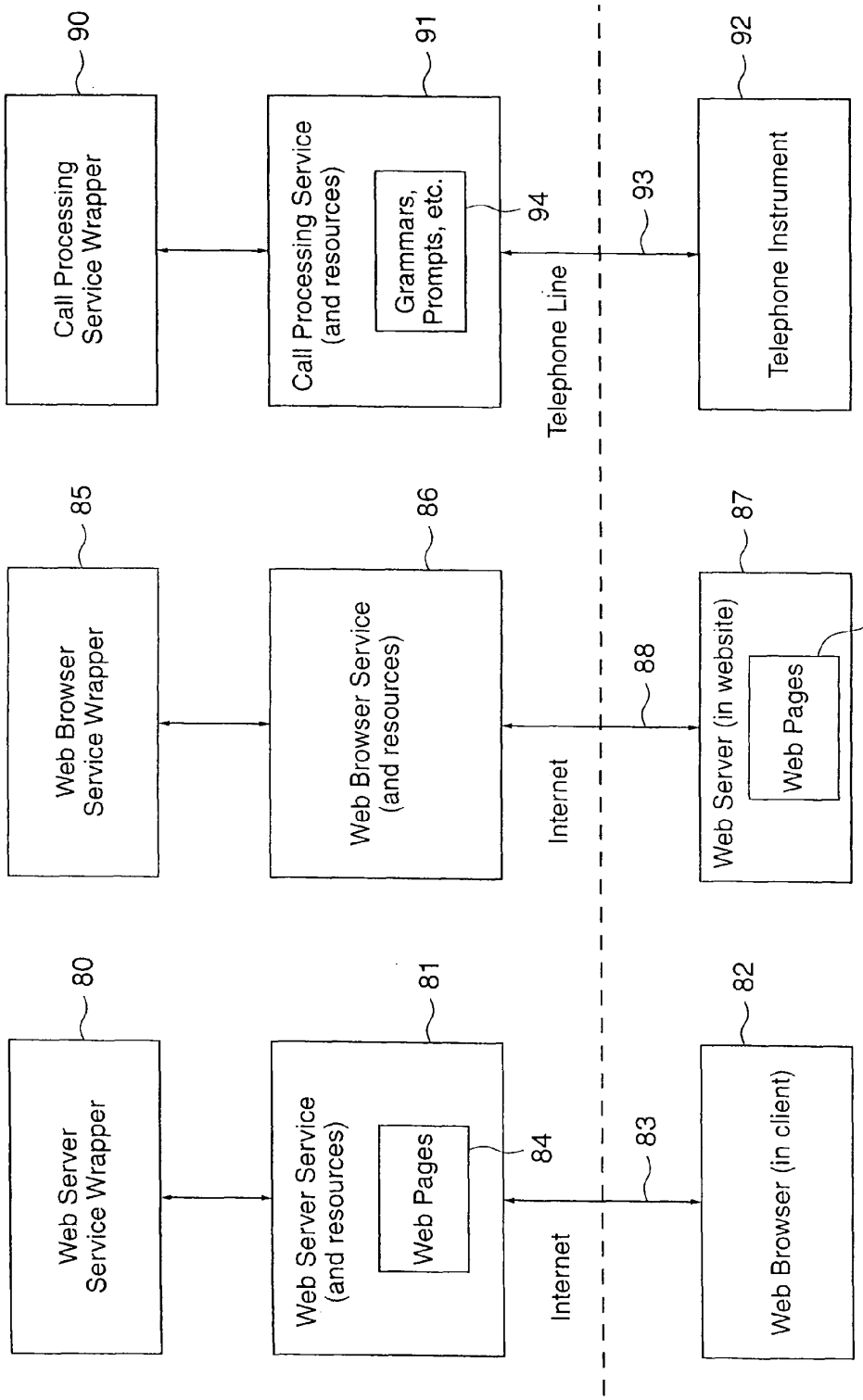
90
Call Processing Service Wrapper
91
Call Processing Service (and resources)
Grammars, Prompts, etc.
94
93
Telephone Line
92
Telephone Instrument
85
Web Browser Service Wrapper
86
Web Browser Service (and resources)
Internet
88
87
Web Server (in website)
Web Pages
89
80
Web Server Service Wrapper
81
Web Server Service (and resources)
Web Pages
84
Internet
83
82
Web Browser (in client)

FIG. 7

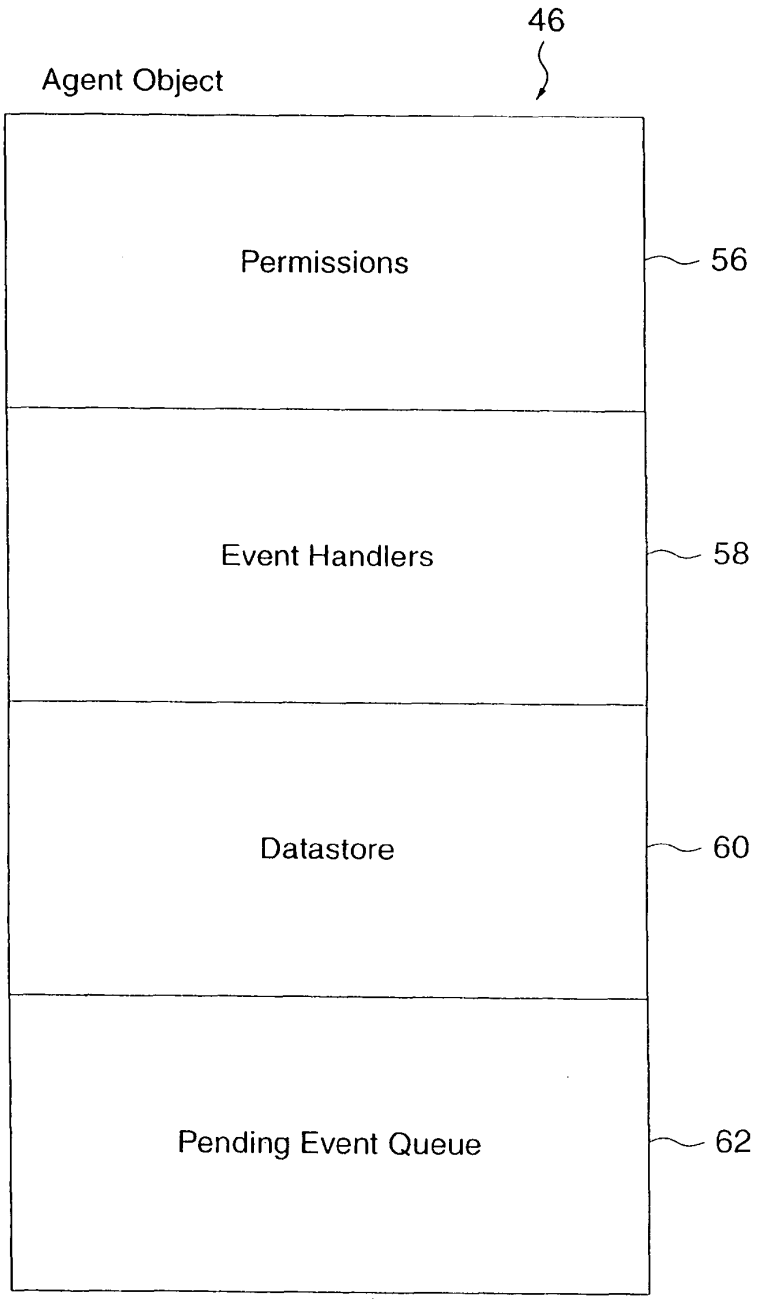
46
Agent Object
Permissions
56
Event Handlers
58
Datastore
60
Pending Event Queue
62

FIG. 8

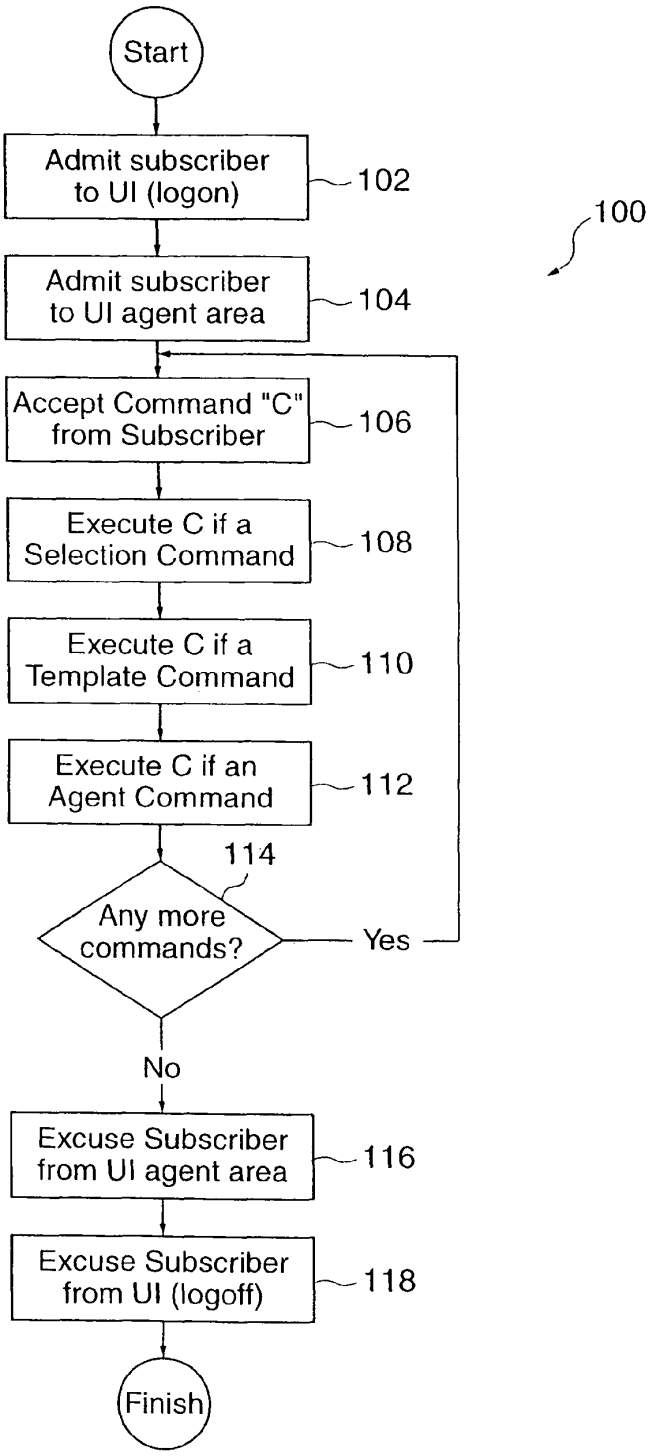
Start
Admit subscriber to UI (logon)
102
100
Admit subscriber to UI agent area
104
Accept Command "C" from Subscriber
106
Execute C if a Selection Command
108
Execute C if a Template Command
110
Execute C if an Agent Command
112
114
Any more commands?
Yes
No
Excuse Subscriber from UI agent area
116
Excuse Subscriber from UI (logoff)
118
Finish

FIG. 9

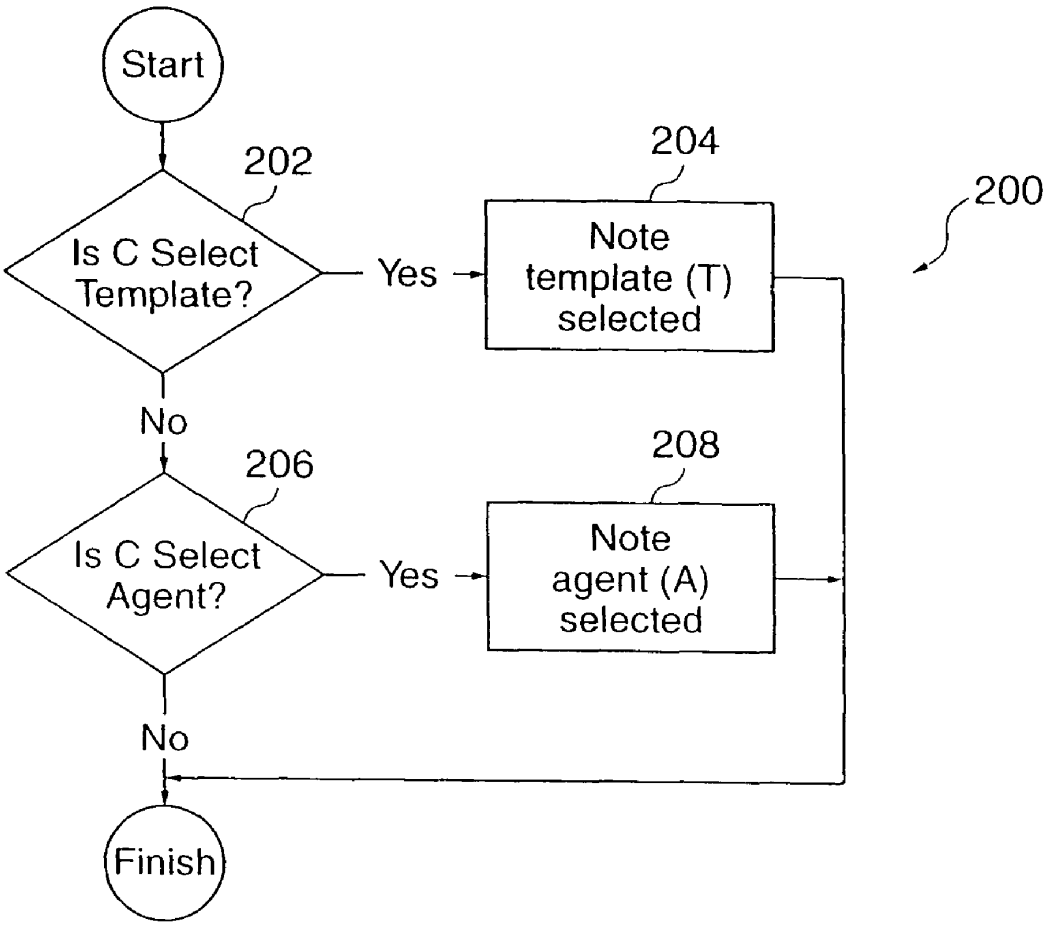
Start
202
Is C Select Template?
Yes
204
Note template (T) selected
200
No
206
Is C Select Agent?
Yes
208
Note agent (A) selected
No
Finish

FIG. 10

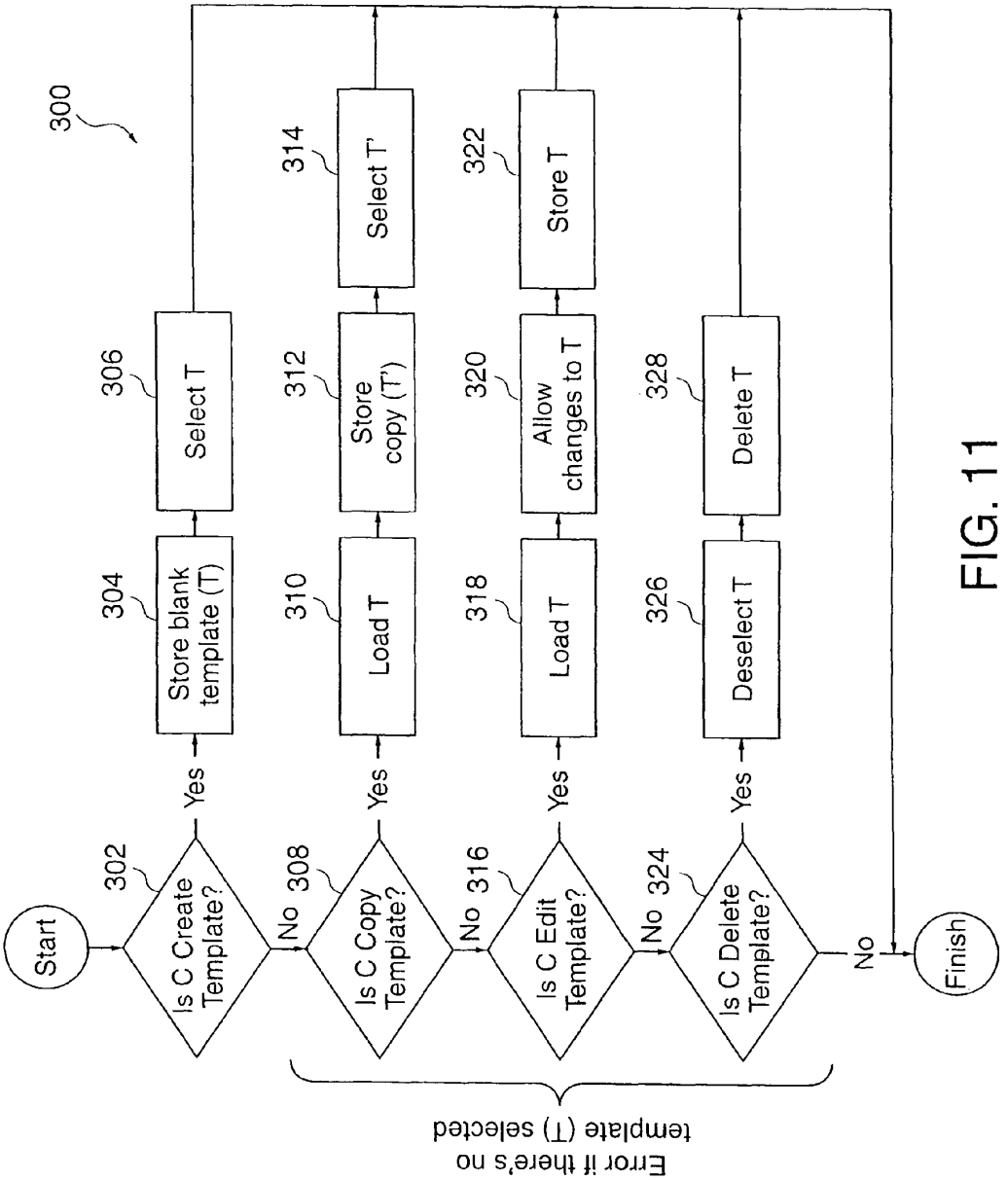
300
Start
302
Is C Create Template?
Yes
No
304
Store blank template (T)
306
Select T
308
Is C Copy Template?
Yes
No
310
Load T
312
Store copy (T')
314
Select T'
316
Is C Edit Template?
Yes
No
318
Load T
320
Allow changes to T
322
Store T
324
Is C Delete Template?
Yes
No
326
Deselect T
328
Delete T
Finish
Error if there's no template (T) selected

FIG. 11

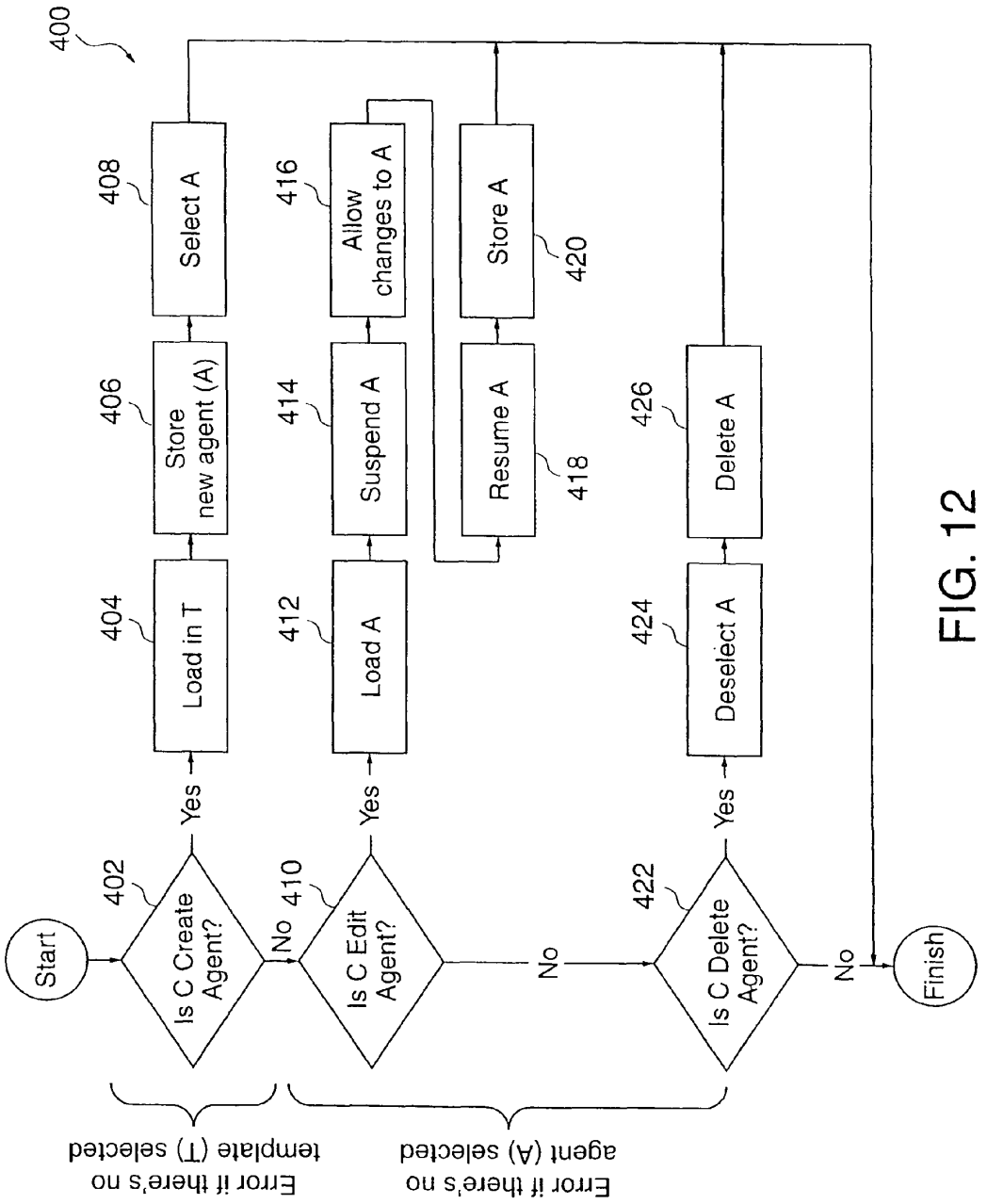
400
Start
402
Is C Create Agent?
Yes
No
404
Load in T
406
Store new agent (A)
408
Select A
410
Is C Edit Agent?
Yes
No
412
Load A
414
Suspend A
416
Allow changes to A
418
Resume A
420
Store A
422
Is C Delete Agent?
Yes
No
424
Deselect A
426
Delete A
Finish
Error if there's no template (T) selected
Error if there's no agent (A) selected

FIG. 12

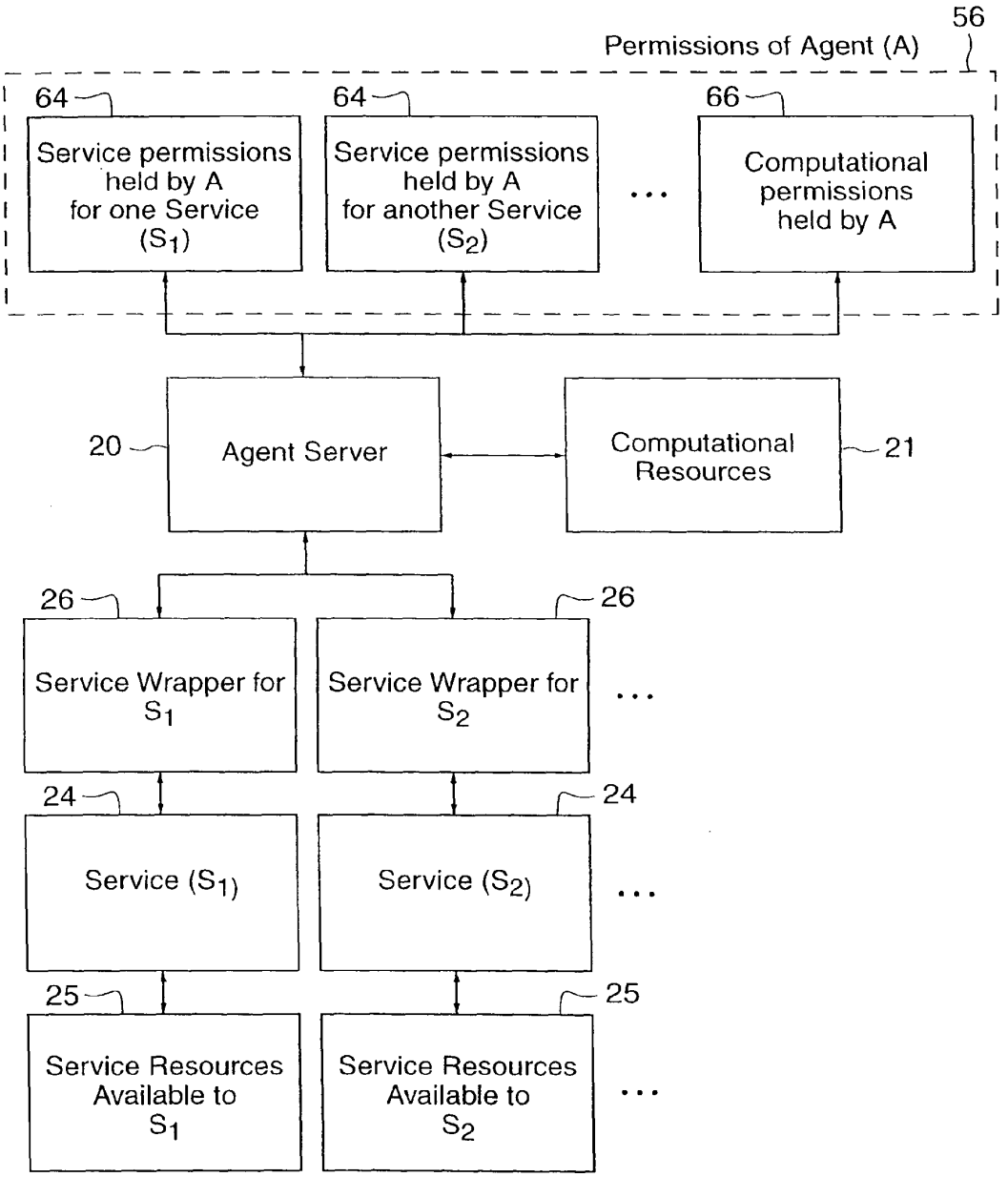
56
Permissions of Agent (A)
64
Service permissions held by A for one Service (S_1)
64
Service permissions held by A for another Service (S_2)
...
66
Computational permissions held by A
20
Agent Server
Computational Resources
21
26
Service Wrapper for S_1
26
Service Wrapper for S_2
...
24
Service (S_1)
24
Service (S_2)
...
25
Service Resources Available to S_1
25
Service Resources Available to S_2
...

FIG. 13

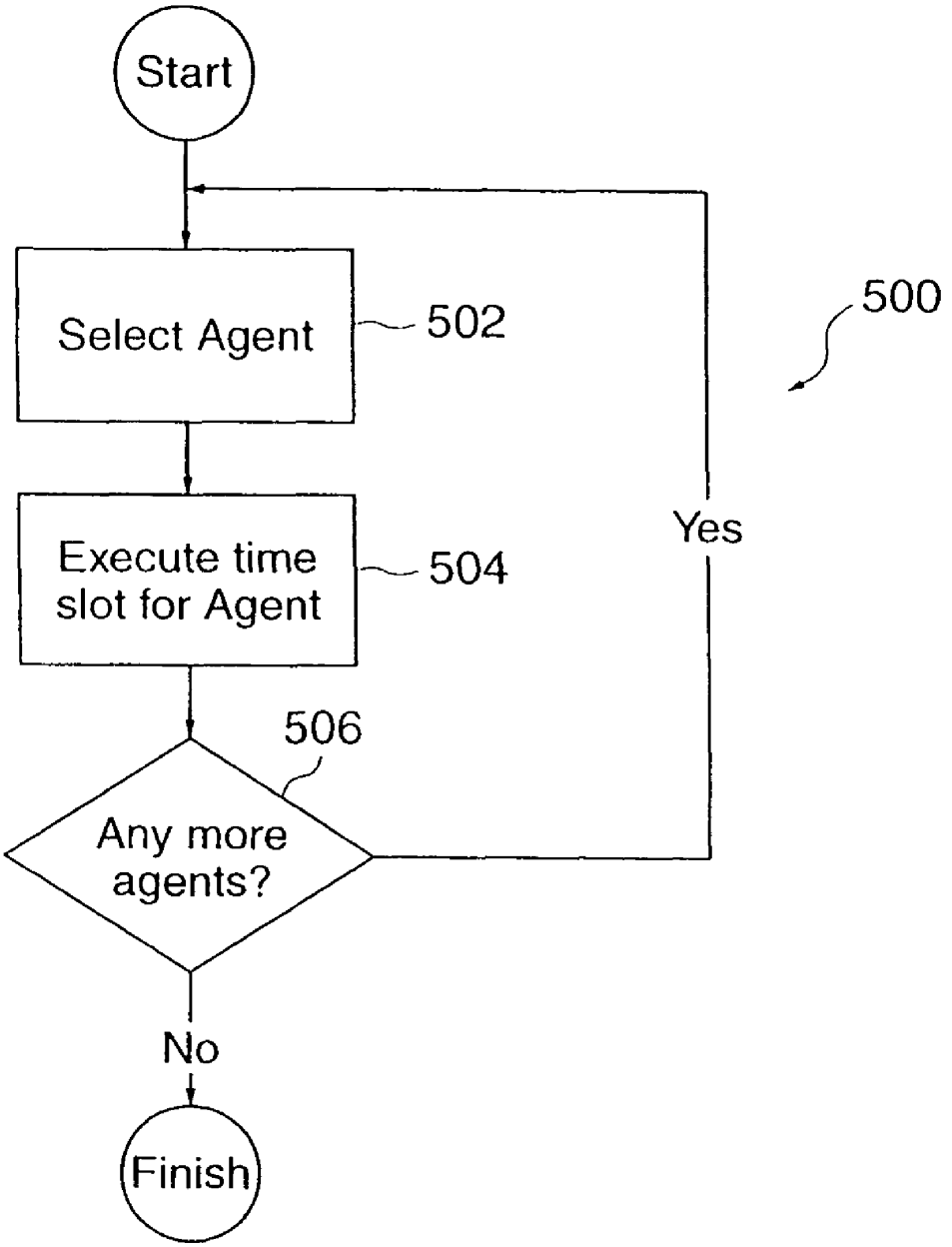
Start
Select Agent
502
500
Execute time slot for Agent
504
Yes
506
Any more agents?
No
Finish

FIG. 14

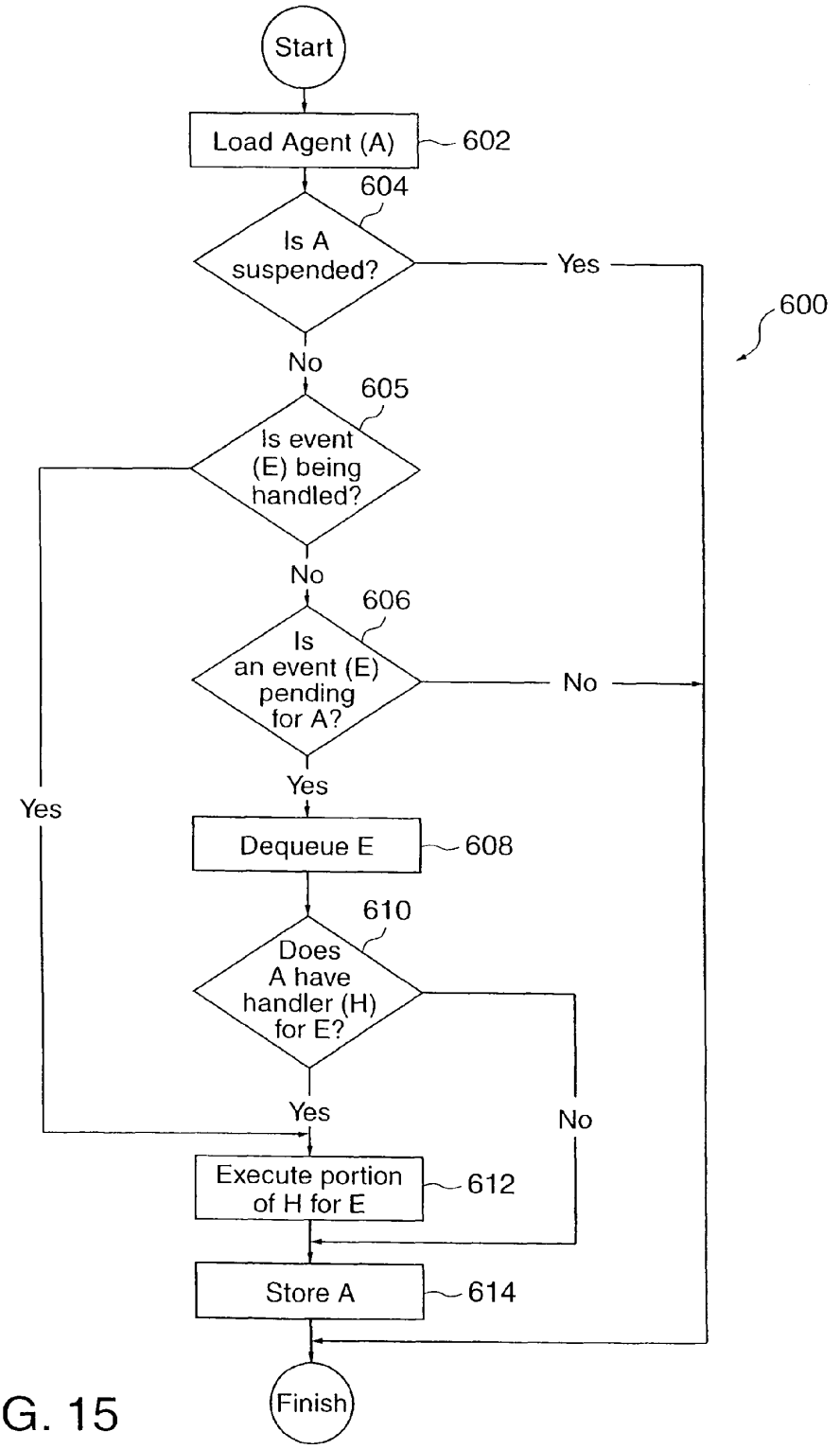
Start
Load Agent (A)
602
604
Is A suspended?
Yes
600
No
605
Is event (E) being handled?
No
606
Is an event (E) pending for A?
No
Yes
Yes
Dequeue E
608
610
Does A have handler (H) for E?
Yes
No
Execute portion of H for E
612
Store A
614
Finish

FIG. 15

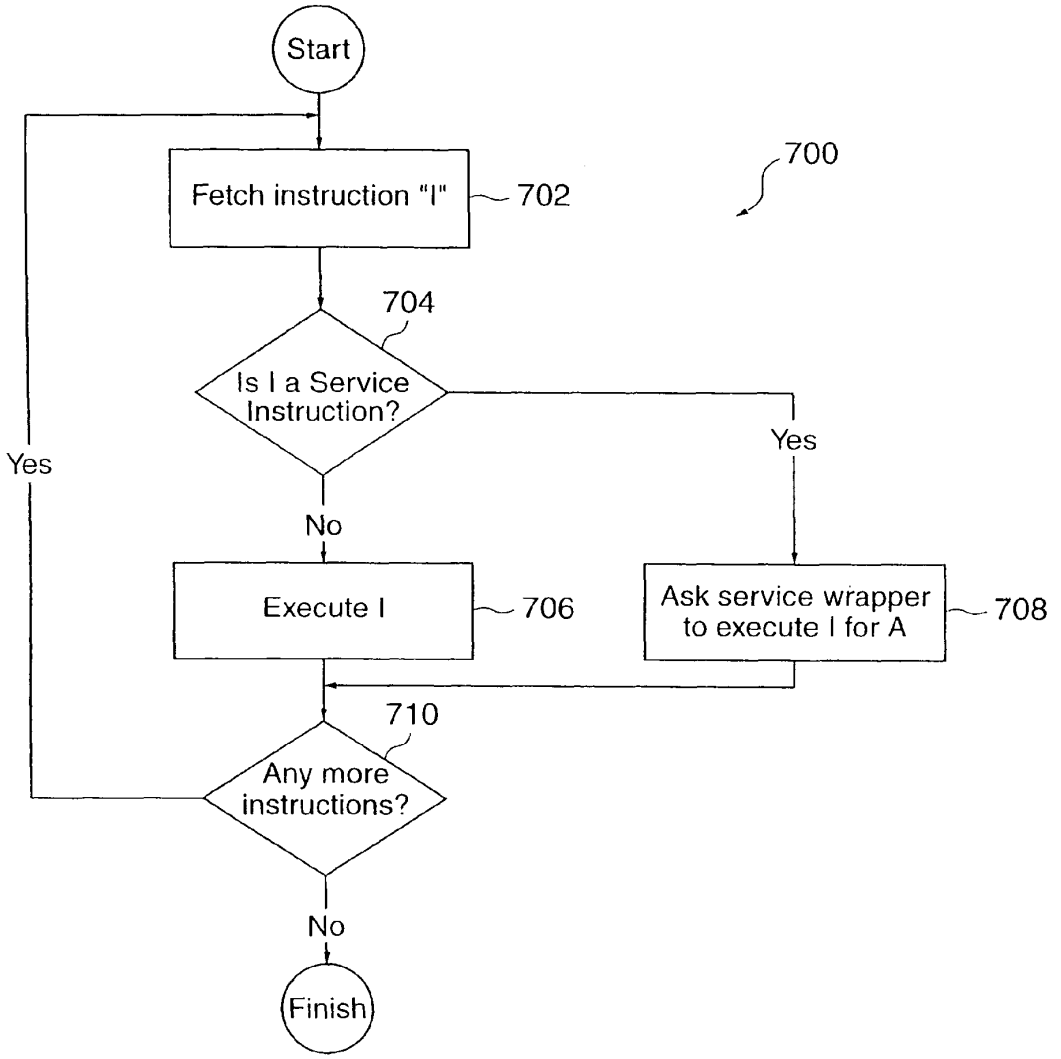
Start
Fetch instruction "I"
702
700
704
Is I a Service Instruction?
Yes
No
Execute I
706
Ask service wrapper to execute I for A
708
710
Any more instructions?
Yes
No
Finish

FIG. 16

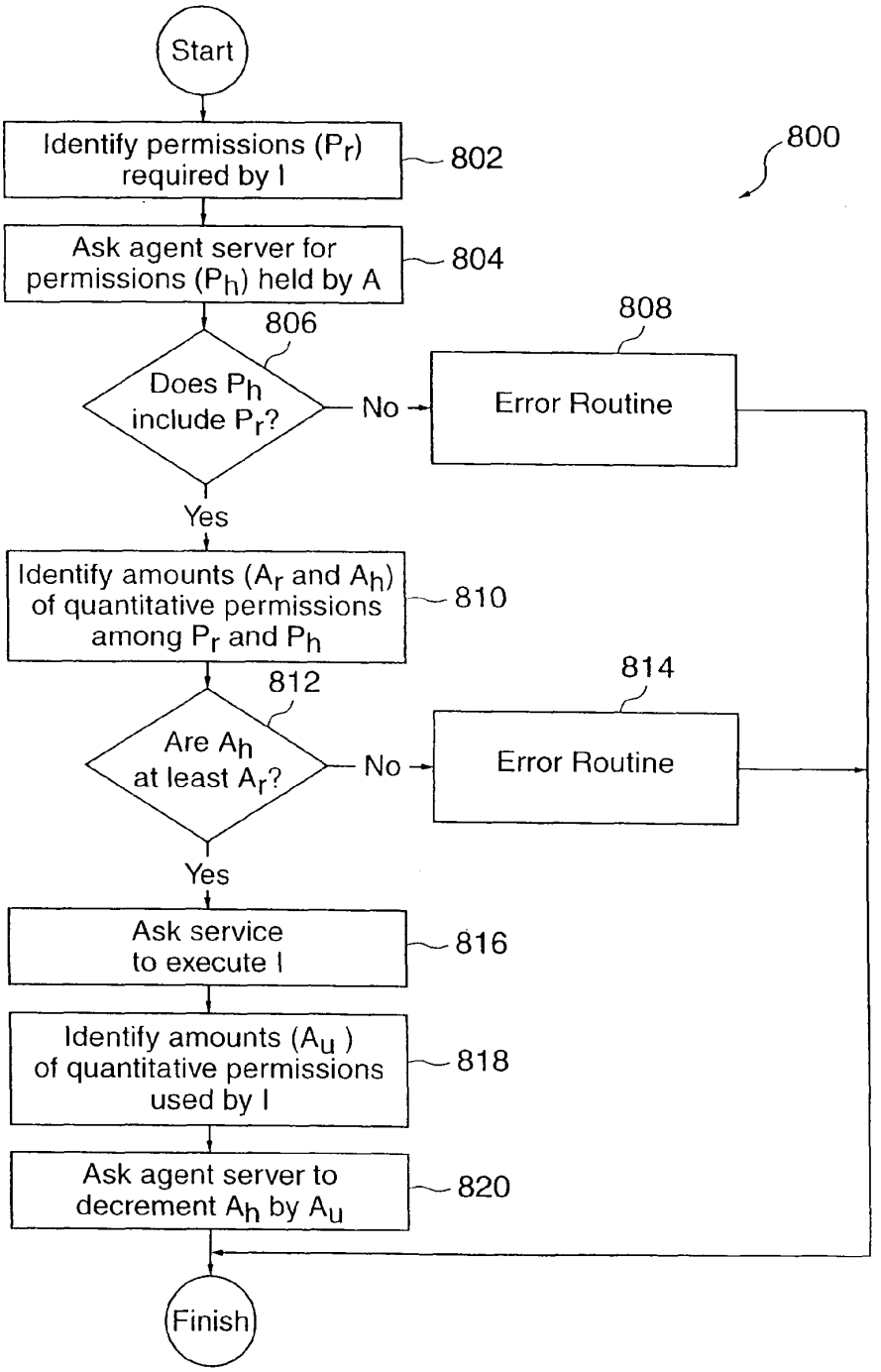
Start
Identify permissions (P_r) required by I
802
800
Ask agent server for permissions (P_h) held by A
804
806
808
Does P_h include P_r?
No
Error Routine
Yes
Identify amounts (A_r and A_h) of quantitative permissions among P_r and P_h
810
812
814
Are A_h at least A_r?
No
Error Routine
Yes
Ask service to execute I
816
Identify amounts (A_u) of quantitative permissions used by I
818
Ask agent server to decrement A_h by A_u
820
Finish

FIG. 17

NETWORK SYSTEM EXTENSIBLE BY USERS

CROSS-REFERENCE TO RELATED APPLICATIONS

The present application is a continuation of U.S. patent application Ser. No. 09/712,712, filed Nov. 14, 2000, allowed, which is a continuation of application Ser. No. 09/178,366, filed Oct. 23, 1998, now U.S. Pat. No. 6,163,794, each of which is incorporated herein by reference in its entirety.

TECHNICAL FIELD OF THE INVENTION

The present invention relates generally to the field of computer software systems and, more particularly, to a network system extensible by users.

CROSS-REFERENCE TO MICROFICHE APPENDICES

A portion of the disclosure of this patent document contains material that is subject to copyright protection. The copyright owner has no objection to the facsimile reproduction by anyone of the patent disclosure as it appears in the Patent and Trademark Office patent files or records, but otherwise reserves all copyright rights whatsoever.

CROSS-REFERENCE TO RELATED APPLICATIONS

This Application relates to the subject matter disclosed in the following United States Patent and co-pending United States Applications:

U.S. Pat. No. 5,603,031 to White et al., entitled "System and Method For Distributed Computation Based Upon the Movement, Execution, and Interaction of Processes In a Network;"

U.S. application Ser. No. 08/609,699, filed Mar. 1, 1996, entitled "Method and Apparatus For Telephonically Accessing and Navigating the Internet;"

U.S. application Ser. No. 08/798,675, filed Feb. 10, 1997, entitled "System and Method For Distributed Computation Based Upon the Movement, Execution, and Interaction of Processes In a Network;" and

U.S. application Ser. No. 09/071,717, filed May 1, 1998, entitled "Voice User Interface With Personality."

The above patent and co-pending applications are assigned to the present Assignee and are incorporated herein by reference.

BACKGROUND OF THE INVENTION

Advances in computer and telephony systems have led to the development of numerous technology-driven services, such as electronic mail (e-mail), voice mail, electronic organizers (for appointments and addresses), on-line databases (e.g., for periodicals and stock quotes), and the like. An increasing popularity for these technological services in recent years has spawned an entire industry devoted to the provision and integration of the same. For example, numerous companies now offer e-mail service over the interconnection of computers widely known as the Internet. Other companies offer systems for voice mail services in both private branch exchange (PBX) and public telephone environments.

Entities which offer, supply, or otherwise provide services are referred to as "service providers." Entities which purchase, consume, or otherwise use services are referred to as "subscribers."

Many technological services are supported by one or more software applications. These software applications are often developed with a broad spectrum of subscribers in mind. As such, the respective technological services may address the generalized needs of many subscribers, but not the specialized needs of any one particular subscriber or group of subscribers.

With previous techniques, when a subscriber desires to alter, change, modify, or otherwise customize a service to suit his or her own specialized needs, that subscriber must contact the appropriate service provider. If the service provider deems that there is sufficient demand for such customization, the provider will initiate a modification of the supporting software application for the relevant service. Software programmers or developers must then modify the existing software application to address the specialized needs of the requesting subscriber(s), and afterwards, test the modified software to ensure that it is functioning properly. Many iterations of modification and testing may be performed before the finished, customized service is available to the subscriber.

In light of the above, it is clear that previous techniques are problematic for numerous reasons. For example, a service provider is required to maintain or otherwise employ a staff of human software developers for making modifications to supporting software applications. This can be expensive. Furthermore, a substantial amount of time may be required to develop, modify, and test supporting software applications in response to the request of a particular subscriber or group of subscribers. This can lead to subscriber dissatisfaction, and ultimately, defection to another service provider.

SUMMARY OF THE INVENTION

The disadvantages and problems associated with previous techniques for providing technological services have been substantially reduced or eliminated using the present invention.

The present invention provides a network system extensible (e.g., programmable) by "end-users," and a method of operation for the same. In general, an end-user (or simply "user") is any individual, party, or entity which somehow interacts with the network system. A user can thus be an entity known to the network system (i.e., an entity having a log-in ID), such as, for example, a subscriber and or an individual affiliated with the service provider. A user can also be an arbitrary third-party which somehow interacts with the network system.

With the present invention, users may extend or customize the network system according to their own particular needs. To accomplish this, a network system is augmented with an agent system. Capabilities of the network system are programmatically exposed by means of one or more services, service resources, and service wrappers. Each service individually, or the network system as a whole, can be extended by adding agents (created by users). Furthermore, the consumption of computational and service resources are monitored within the network system, thus protecting the subscribers and the service provider from harm or misuse, whether intentional or inadvertent. Accordingly, the network system can admit agents programmed by users.

In addition, the present invention contemplates that a third party may modify existing agents and create new agents in the case where subscribers lack the desire or sophistication to do

so themselves. The third party can then make such customized agents commercially available to subscribers.

According to an embodiment of the present invention, a network system includes a service. An agent uses the service on behalf of a principal. An agent server mediates the use of the service by the agent.

According to another embodiment of the present invention, a network system includes a user interface which allows a user to interact with the network system. An agent server is coupled to the user interface. The agent server manages agent use of the network system. Furthermore, the agent server in conjunction with the user interface is operable to create or modify an agent in response to interaction by the user.

According to yet another embodiment of the present invention, a method includes the following: admitting a user to a network system wherein at least one agent is operable to utilize a service to perform a task for the user; and allowing the user to create or modify the agent within the network system.

According to still another embodiment of the present invention, a network system includes an agent server which manages agent use of the network system. An agent is operable to utilize a service within the network system. A service wrapper, associated with the service, cooperates with the agent server to mediate interaction between the service and the agent.

According to yet another embodiment of the present invention, a method includes the following: allowing an agent to utilize a service; and mediating interaction between the service and the agent.

A technical advantage of the present invention includes providing a network system (and a method of operation therefor) which is programmable by users (including subscribers) according to their own particular needs. From the standpoint of subscribers, this facilitates the process of adding or deleting new services or extending existing services and, from the standpoint of a service provider, this is beneficial in that human software developers and testers can be reduced or eliminated altogether with the automated system of the present invention.

Other aspects and advantages of the present invention will become apparent from the following descriptions and accompanying drawings.

BRIEF DESCRIPTION OF THE DRAWINGS

For a more complete understanding of the present invention and for further features and advantages, reference is now made to the following description taken in conjunction with the accompanying drawings, in which:

FIG. **1** illustrates a network system extensible by users, according to an embodiment of the present invention;

FIG. **2** illustrates an exemplary computer-based system that can be used to implement the network system shown in FIG. **1**;

FIG. **3** illustrates details for a graphical user interface, according to an embodiment of the present invention;

FIG. **4** illustrates details for a voice user interface, according to an embodiment of the present invention;

FIG. **5** illustrates details for an agent server, according to an embodiment of the present invention;

FIG. **6** illustrates details for a service wrapper, according to an embodiment of the present invention;

FIG. **7** illustrates details for specific exemplary service wrappers, services, and service resources;

FIG. **8** illustrates details for an exemplary agent object, according to an embodiment of the present invention;

FIG. **9** is a flow diagram of an exemplary method for a user session, according to an embodiment of the present invention;

FIG. **10** is a flow diagram of an exemplary method for executing a selection command for selecting an agent or an agent template, according to an embodiment of the present invention;

FIG. **11** is a flow diagram of an exemplary method for executing an agent template command, according to an embodiment of the present invention;

FIG. **12** is a flow diagram of an exemplary method for executing an agent command, according to an embodiment of the present invention;

FIG. **13** is a block diagram detailing the controlled consumption of service and computational resources, according to an embodiment of the present invention;

FIG. **14** is a flow diagram of an exemplary method for executing time slices for an agent population, according to an embodiment of the present invention;

FIG. **15** is a flow diagram of an exemplary method for executing a time slice for an agent, according to an embodiment of the present invention;

FIG. **16** is a flow diagram of an exemplary method for executing an event handler, according to an embodiment of the present invention; and

FIG. **17** is a flow diagram of an exemplary method for executing a service instruction, according to an embodiment of the present invention.

DETAILED DESCRIPTION OF THE PREFERRED EMBODIMENTS

The preferred embodiments of the present invention and their advantages are best understood by referring to FIGS. **1** through **17** of the drawings. Like numerals are used for like and corresponding parts of the various drawings.

Turning first to the nomenclature of the specification, the detailed description which follows is represented largely in terms of processes and symbolic representations of operations performed by conventional computer components, such as a central processing unit (CPU) or processor associated with a general purpose computer system, memory storage devices for the processor, and connected pixel-oriented display devices. These operations include the manipulation of data bits by the processor and the maintenance of these bits within data structures resident in one or more of the memory storage devices. Such data structures impose a physical organization upon the collection of data bits stored within computer memory and represent specific electrical or magnetic elements. These symbolic representations are the means used by those skilled in the art of computer programming and computer construction to most effectively convey teachings and discoveries to others skilled in the art.

For purposes of this discussion, a process, method, routine, or sub-routine is generally considered to be a sequence of computer-executed steps leading to a desired result. These steps generally require manipulations of physical quantities. Usually, although not necessarily, these quantities take the form of electrical, magnetic, or optical signals capable of being stored, transferred, combined, compared, or otherwise manipulated. It is conventional for those skilled in the art to refer to these signals as bits, values, elements, symbols, characters, text, terms, numbers, records, files, or the like. It should be kept in mind, however, that these and some other terms should be associated with appropriate physical quantities for computer operations, and that these terms are merely conventional labels applied to physical quantities that exist within and during operation of the computer.

It should also be understood that manipulations within the computer are often referred to in terms such as adding, comparing, moving, or the like, which are often associated with manual operations performed by a human operator. It must be understood that no involvement of the human operator may be necessary, or even desirable, in the present invention. The operations described herein are machine operations performed in conjunction with the human operator or user that interacts with the computer or computers.

In addition, it should be understood that the programs, processes, methods, and the like, described herein are but an exemplary implementation of the present invention and are not related, or limited, to any particular computer, apparatus, or computer language. Rather, various types of general purpose computing machines or devices may be used with programs constructed in accordance with the teachings described herein. Similarly, it may prove advantageous to construct a specialized apparatus to perform the method steps described herein by way of dedicated computer systems with hard-wired logic or programs stored in non-volatile memory, such as read-only memory (ROM).

Network System Overview

Referring now to the drawings, FIG. **1** illustrates a network system **2** extensible by users, according to an embodiment of the present invention. To achieve this, network system **2** may incorporate an agent system comprising an agent server and one or more agents, as described below in more detail. An exemplary construction for an agent system is taught by U.S. Pat. No. 5,603,031, issued to the Assignee of the present invention, the text of which is incorporated herein by reference.

It is contemplated that network system **2** may be maintained, managed, and/or operated by any provider of technological services, such as electronic mail (e-mail), voice mail, electronic organizer (for appointments and/or addresses), online data retrieval (for, e.g., periodicals and stock quotes), and the like. These services are offered and/or provided to one or more users who may be considered to be "subscribers." Each of the provider and the subscribers can be an individual, a business, a governmental department or agency, an academic institution, an organization, or the like, which provides or receives, respectively, any form of technological service.

The following primarily describes how network system **2** and its associated methods of operation can be used to provide information technology services over a telephony system. Furthermore, a model of a network system providing telephony services is discussed in detail in microfiche Appendix A, in accordance with one embodiment of the present invention. It should be understood, however, that the present invention is not so limited. That is, the teachings of the present invention generally encompass the provision of services by agents to one or more users in an environment which can be extended by the users, for example, by programming additional agents.

Network system **2** includes a programmable functionality component **4** and a hard-wired functionality component **6**. In general, programmable functionality component **4** and hard-wired functionality component **6** each functions to provide and/or support the provision of technological services. Hard-wired functionality component **6** is implemented substantially with a number of "hard-wired" elements, and thus, its functionality is modified or changed primarily by connecting or re-connecting the same or additional elements. Programmable functionality component **4** is implemented with an agent system and, as such, its functionality can be programmed (for example, by subscribers or third parties), as described below in more detail. Computer code for an exemplary agent system implementing a programmable functionality component **4** is provided in microfiche Appendix B, in accordance with an embodiment of the present invention.

Graphical User Interface

Network system **2** includes a graphical user interface (GUI) **12**. Graphical user interface **12** may be implemented and/or supported by a web browser—i.e., a client application that resides on (or is downloaded to) an electronic user device, such as a desktop computer. Any of a variety of browsers are available, such as NETSCAPE NAVIGATOR, MICROSOFT INTERNET EXPLORER, and others. The web browser can be a forms-capable browser which is able to interpret Hyper Text Markup Language (HTML) code which provides forms including fill-in text boxes, option buttons, drop-down list boxes, radio buttons, and the like.

Graphical user interface **12** allows a user to interact with network system **2** via a communication line, which may be any type of communication link capable of supporting data transfer. For example, the communication line may include any combination of an Integrated Services Digital Network ("ISDN") communication line, a hard-wired line or a telephone line. This enables communication via the interconnection of computers popularly known as the "Internet," using any suitable protocol, such as, Transmission Control Protocol/Internet Protocol (TCP/IP), Internetwork Packet eXchange/Sequence Packet exchange (IPX/SPX), or AppleTalk.

Graphical user interface **12**—comprising a web browser and a web server—manages the connection between the user device and network system **2**, supports the transfer of data therebetween, and interprets and displays the data. For example, graphical user interface **12** enables the downloading of one or more web pages (serving as graphical interfaces into network system **2**) to the user device. The user device may include one or more suitable input devices, such as a keyboard, key pad, touch screen, input port, pointing device (e.g. mouse), and/or other device that can accept information, and one or more suitable output devices, such as a computer display, output port, speaker, or other device for conveying information including digital data, visual information, or audio information.

Graphical user interface **12** may comprise an agent area **14** which is dedicated to the activities of creating new agents and manipulating existing agents, as described herein. For example, in one embodiment, an "agent" icon is added to a screen menu; the interface screen which is accessed by "clicking" on the agent icon constitutes the agent area.

Voice User Interface

A voice user interface (VUI) **16** allows a user to interact with network system **2** via a telephone line, which can be an analog telephone line, a digital T1 line, a digital T3 line, or an OC3 telephony feed. In contrast to graphical user interface **12**, voice user interface **16** does not require that a user have access to an electronic interface, such as a computer. Rather, voice user interface **16** interprets the vocalized expressions of a user so that the user may issue commands and other input into network system **2**. Voice user interface **16** may also issue audible output in the form of speech that is understandable by a user. Such speech can be synthesized or previously recorded, as described below in more detail.

Voice user interface **16** may comprise speech recognition and speech synthesis software and/or hardware stored in or implemented as a suitable memory device and run on a suitable processor. Such speech recognition software allows network system **2** to recognize vocalized speech and may include grammar software that creates or selects a speech recognition grammar for determining which speech should be recog-

nized. Commercially available speech recognition systems with recognition grammars are provided by ASR (Automatic Speech Recognition) technology vendors such as the following: Nuance Corporation of Menlo Park, Calif.; Dragon Systems of Newton, Mass.; IBM of Austin, Tex.; Kurzweil Applied Intelligence of Waltham, Mass.; Lernout Hauspie Speech Products of Burlington, Mass.; and PureSpeech, Inc. of Cambridge, Mass. Recognition grammars are written specifying what sentences and phrases are to be recognized by the voice user interface **16**. For example, a recognition grammar can be generated by a computer scientist or a computational linguist or a linguist. The speech synthesis software synthesizes human speech and may include speech markup software for determining the speech to be synthesized.

In addition to speech synthesis software and/or hardware, voice user interface **16** may include speech play-back capabilities for playing back previously recorded human speech. Exemplary play-back devices include a tape player, a laser disc player, etc. Here, an actual person (preferably an actor) recites various statements which may desirably be issued during an interactive session with a user of network system **2**. The person's voice is recorded as the recitations are made. The recordings are separated into discrete messages, each message comprising one or more statements that would desirably be issued in a particular context (e.g., greeting, farewell, requesting instructions, receiving instructions, etc.). Afterwards, when a user interacts with network system **2**, the recorded messages are played back to the user when the proper context arises. In one embodiment, such speech play-back capabilities can be used to implement a voice user interface with personality, as taught by U.S. patent application Ser. No. 09/071,717, entitled "Voice User Interface With Personality," the text of which is incorporated herein by reference.

Voice user interface **16** may also comprise hardware and/or software supporting the interpretation and issuance of dual tone multiple frequency (DTMF) commands so that a user may alternatively interact with network system **2** using a telephone key pad.

Voice user interface **16** may comprise an agent area **18** which, like agent area **14** of graphical user interface **12**, is dedicated to the activities of creating new agents and manipulating existing agents. In one embodiment, agent area **18** of voice user interface **16** can be implemented by translating the agent area **14** of graphical user interface **12** into voice.

Agent Server

Programmable functionality component **4** includes an agent server **20**. Agent server **20** is in communication with graphical user interface **12** and voice user interface **16**, and accordingly, may exchange (receive and transmit) information therewith. In general, agent server **20** controls, coordinates, and otherwise manages the overall operation of programmable functionality component **4**. Among other things, agent server **20** may invoke, initiate, or execute various routines, processes, objects, and the like. For example, when a user wishes to interact with network system **2** via graphical user interface **12**, agent server **20** may cause web pages to be downloaded to an electronic user device. As another example, agent server **20** may prompt voice user interface **16** to issue various statements at appropriate moments during an interactive session with a user via telephone. Additional functionality of agent server **20** includes, but is not limited to, executing agent objects, identifying computational and service permissions, and controlling the consumption of computational and service resources, as described below in more detail.

Agent server **20** is responsive to various commands which it may receive from a user, for example, via graphical user interface **12** or voice user interface **16**. These commands can be of three types: agent commands, agent template commands, and selection commands for selecting agents and agent templates. Each of these types of commands is explained below in more detail. Agent server **20** executes these commands during its operation.

The functionality of agent server **20** can be performed by any suitable processor such as a main-frame, file server, workstation, or other suitable data processing facility running appropriate software. Agent server **20** may operate under the control of any suitable operating system such as MS-DOS, MacINTOSH OS, WINDOWS NT, WINDOWS 95, OS/2, UNIX, XENIX, GEOS, MAGIC CAP, and the like.

Computational Resources

A number of computational resources **21** are available to agent server **20**. In general, computational resources **21** are resources provided or supported by a computer-based system (FIG. **2**) having one or more processors, data-storage devices, interfaces, suitable connections, etc. Computational resources **21** include processing time, memory storage space, and the like. As described herein, computational resources **21** may be "consumed" or "used up" during the operation of network system **2**.

Agents

A number of agents **22** are in communication with agent server **20**. Each agent **22** is associated with a particular user (e.g., a subscriber or an individual affiliated with the service provider), which may be deemed to be the "principal" for the respective agent. Generally speaking, agents **22** can be considered to be personal software assistants with authority delegated by the respective principals. That is, each agent **22** may be implemented as a software application, program, or process which autonomously, and possibly continuously, runs on behalf of its principal. As such, an agent **22** may be viewed by its principal as an electronic extension thereof. A particular principal may employ a plurality of agents **22**, each of which serves only that principal.

The software applications for implementing agents **22** may each comprise a text file or document in, for example, a format prescribed by extensible Markup Language (XML). XML is a subset of Standard Generalized Markup Language (SGML) and, like SGML, is a meta-language—i.e., a language for specifying markup languages. One such markup language is Agent Definition Format (ADF) developed by General Magic, Inc. Various specifications for ADF are discussed in detail in microfiche Appendix C, in accordance with an embodiment of the present invention. A markup language such as ADF uses tags to provide programming language constructs to text. These tags, which may comprise instructions enclosed in angled brackets, are inserted before and after the text affected. Agent server **20** can interpret the tags and text of an ADF document to cause a respective agent **22** to act. Exemplary code for a number of agents **22** is provided in microfiche Appendix D, in accordance with an embodiment of the present invention.

Agents **22** are task-based. That is, each agent **22** is responsible for performing a particular task or set of tasks on behalf of the respective principal. These tasks may include, for example, answering telephone calls, taking voice mail messages, placing telephone calls, notifying the user of recently received messages (voice mail and/or e-mail), delivering messages, setting up meetings/appointments, gathering information, negotiating deals, transacting electronic commerce, etc.

Agents **22** can be "standard" or "customized." A standard agent is one which may be written and/or set-up by the service provider. In general, standard agents perform tasks that many

users (e.g., subscribers) each would desirably have performed on his or her behalf. Such tasks may include organizing meetings and delivering messages. A separate copy of a standard agent may be engaged or selected by each user who wishes to have the respective tasks performed. Thus, many standard agents, each performing the same sort of tasks but for different users, may exist in network system **2**.

In contrast, a customized agent is one which is written and/or set up by a particular subscriber or group of subscribers to perform certain tasks which are unique to that subscriber or group. For example, a particular subscriber or group may work in the real estate industry and thus desire to have certain tasks related to real estate transactions performed for him/her or them. In this case, such subscriber or group of subscribers may customize or create one or more agents that address the specialized needs of the subscriber or group. Furthermore, a third party may customize or create agents for subscribers or groups which are unable, unwilling, or lack the sophistication to do so for themselves. Such agents customized by a third party can be made commercially available to subscribers and other users. Accordingly, network system **2** is extensible in the sense that subscribers and/or third parties may program customized agents **22** according to particular needs.

The customization of agents **22** can be accomplished using an electronic user device (e.g., desktop computer) communicating with network system **2** via graphical user interface **12**. In one embodiment, the service provider may maintain a website which users can access for customizing agents **22**.

While performing the respective tasks, agents **22** may use or consume various computational resources **21** (e.g., memory storage space, processing time, and the like). Furthermore, agents **22** may also use or consume various service resources (described below in more detail) during the performance of their respective tasks. The consumption of computational and service resources by various agents **22** can be monitored, and the respective principals charged for the same.

In one embodiment, each agent **22** is given permission to consume up to a pre-authorized amount of each computational resource and each service resource that the agent may use when performing its respective task(s). For each computational resource, the relevant permission constitutes a "computational permission." For each service resource, the relevant permission constitutes a "service permission." With respect to a particular agent **22**, the computational and service permissions ensure that other agents **22** (acting on behalf of the same or other principals/users) have adequate computational and service resources, even in the case of a maliciously or incorrectly programmed customized agent.

Alternatively, a computational or a service permission may be associated with a particular principal and specifies a predetermined amount of a respective resource which is allowed to be consumed on behalf of that principal. That is, multiple agents **22** having the same principal may each use the same resource. By authorizing a predetermined amount of resource for the principal, the associated agents **22** are given a "pool" of that resource from which to draw.

In one embodiment, each agent **22** may direct its own movement (i.e., transportation) through a computer-based system (FIG. **2**) by executing an instruction which identifies a destination computer within the computer-based system and directs that the particular agent **22** be transported there. While executing within the destination computer, the agent may have access to information which is not available elsewhere in the computer-based system. The particular agent can access and use that information to determine another destination computer to which the agent should travel.

Agents **22** are created from agent templates. An agent template can be a "blueprint" for one or more agents **22**. In object-oriented terminology, each agent **22** is an object and each template is an agent class from which agents **22** can be created by instantiating the class/template. In one embodiment, an agent template is essentially an agent object in its initial state. After the agent has been created, it may be executed. During execution, the agent object begins to receive events, handle these events, and so change its state.

In accordance with an embodiment of the present invention, network system **2** allows users (e.g., subscribers) to create, copy, modify, edit, or delete agents **22** and the associated templates as desired, thereby affording extensibility.

Services

A number of services **24** may each comprise one or more software applications providing various capabilities that are available to a principal. Each service **24** may be utilized by one or more agents **22** in order to perform their respective tasks. For example, one service **24** may support call processing, including a voice mail system. With this service **24**, an agent **22** may place an outgoing telephone call for its principal, answer an incoming telephone call for the principal, and record a voice message from a caller. Another exemplary service **24** may support an electronic mail (e-mail) system. With an e-mail service, an agent **22** may collect, forward, and store e-mail messages addressed to the respective principal, generate e-mail messages for the principal, and notify the principal when new e-mail messages have been received. Yet another exemplary service **24** may support an electronic appointment book. With this service, an agent **22** can plan a schedule, check conflicts therewith, and organize various meetings, interviews, etc. for its respective principal. Still another exemplary service **24** can support an electronic address book which maintains information about one or more contacts with whom a principal may interact. The information maintained for each of these contacts may include the contact's name, title, employer, business address, home address, e-mail address, work phone number, home phone number, and the like. Still yet another service **24** can support on-line data retrieval for various information. With this service, an agent **22** can retrieve electronic copies of periodicals (e.g., newspapers, magazines, etc.) and the latest quotes for stocks, bonds, mutual funds, etc. In order to use a particular service **24**, an agent **22** must first be authorized to do so. This authority may be given by the service provider and/or the respective principal.

In one embodiment, a plurality of services **24** may be used by a particular agent **22** which acts as a "virtual assistant" for its respective principal. This virtual assistant may, for example, answer an incoming telephone call, identify the caller, schedule a meeting between the caller and the principal, and generate an e-mail message notifying the principal of such meeting. Additional services **24** can be used (by this agent **22**) by extending or customizing the agent, as described herein.

Service Resources

One or more service resources **25** can support each service **24**. In one embodiment, at least a portion of service resources **25** can be integral to the respective services **24**. In general, a service resource **25** is a resource which enables a service to be performed. For example, for a call processing service, service resources **25** may include a telephone, an answering machine, a telephone line, a local telephone provider service, a long-distance telephone provider service, etc. As another example, for an on-line data retrieval service, service resources **25** may

include a telephony connection, a modem for on-line communication, an on-line database provider service, etc. As yet another example, for an e-mail service, service resources **25** may include an Internet connection and disk space for storing e-mail messages.

At least some of service resources **25** may comprise discrete units which are "consumed" during utilization of the respective resource by an agent **22**. For example, a service resource **25** related to telephony services (e.g., voice mail and call placement) may comprise units of long-distance calling time which are consumed as an agent **22** places one or more calls utilizing such services **24**. Likewise, a service resource **25** related to on-line data retrieval may comprise units of data-access time or inquiry which are consumed as an agent retrieves data (e.g., stock quotes, newspaper articles, etc.) utilizing the respective service **24**.

Service Wrappers

A number of service wrappers **26** link services **24** and respective service resources **25** to agent server **20**. In the depicted embodiment, a separate service wrapper **26** is provided for each service **24**. Each service wrapper **26** can mediate the interaction between a service **24** (and its respective resources **25**) and the remainder of programmable functionality component **4**. In one embodiment, at least a portion of service wrappers **26** can be integral to the respective services **24** and/or service resources **25**. Service wrappers **26**, in conjunction with agent server **20**, may act as "gatekeepers" to the respective services **24**. That is, a service wrapper **26** grants access, to a respective service **24**, only to agents **22** which have been authorized to utilize such service. For example, a voice message held by a service **24** supporting voice mail is accessible only by an agent **22** which has authority from the user for whom the message was left. Similarly, for a service **24** supporting call answering, the respective service wrapper **26** only allows agents **22** having authority from a particular user to answer telephone calls placed to a number associated with such a user.

Service wrappers **26** enable communication between services **24** and agent server **20**, for example, by converting between a computer language (or instruction set) used within agent server **20** and the computer language (or instruction set) of the respective service **24**. For this purpose, in one embodiment, each service wrapper **26** may be implemented, at least in part, with an application programming interface (API). An API allows access to the respective service **24**, thereby pragmatically exposing the capabilities of the service **24** to one or more agents **22**. That is, each service wrapper **26** lets any agent (having the proper authorization) use the respective service **24**. A service wrapper **26** may also allow agent server **20** to replace one service **24** with another service **24** of the same type, but located on a different computer, without any interruption to principals. This operation of a service wrapper **26** is hidden or invisible to users, and thus, service wrappers **26** provide a point of abstraction between the respective service **24** and agent server **20**.

Furthermore, at least some of service wrappers **26** may monitor the amount of service resources **25** expended or otherwise consumed by one or more authorized agents **22** when utilizing the respective service **24**. For example, a service wrapper **26** may identify the respective service resource **25** to agent server **20**, allow agent server **20** to impose a predetermined limit on each authorized agent's use of such service resource **25** (i.e., allocate a predetermined amount of service resource **25** for each agent), and debit/credit the amount consumed from the predetermined amount previously allocated for the agent **22**. Thus, each service wrapper **26**, in conjunction with agent server **20**, controls an agent's consumption of service resources **25**, thereby ensuring that an agent **22** does not use more than a predetermined amount of resource when performing its respective task or tasks. In this way, service wrappers **26** protect against the over-consumption, whether intentional or inadvertent, of the respective service resources **25**. A service wrapper **26** thus serves to ensure that sufficient units of a service resource **25** are available for each agent **22** authorized to utilize the respective service **24**. In addition, a service wrapper **26** may maintain a record of the amount of service resource **25** consumed by various agents **22** so that the appropriate users/principals can be billed accordingly.

Operational Overview

In operation, one or more agents **22** may be set up for each user who is a subscriber to the services offered by the operator/provider of network system **2**. These agents **22** can be standard (i.e., set up by the service provider) or customized (i.e., set up by the respective user). Each agent for a particular user performs one or more tasks on behalf of that user. These tasks may include answering calls, taking voice mail messages, placing calls, notifying the user of recently received e-mail, setting up appointments, negotiating deals, transacting electronic commerce, etc. To perform these tasks, each agent **22** utilizes one or more services **24**, during which it may consume various respective service resources **25**. Access to each service **24** is granted by the respective service wrapper **26**, which may also monitor the amount of each respective service resource **25** consumed to ensure that no particular agent **22** uses more than an amount authorized for that agent when performing its specific task(s). This protects both the authorizing user/subscriber and the service provider against undue consumption of service resources **25**. Via a suitable interface (e.g., graphical user interface **12** or voice user interface **16**), a user may direct, command, instruct, or otherwise communicate with each of his or her respective agents **22**. At any time, a user can extend the services provided thereto by customizing existing agents **22**, or alternatively, employing (and possibly customizing additional) agents **22**.

In this manner, the present invention enables subscribers of a network service provided by network system **2** to create and employ personal agents **22** utilizing services **24** in a manner that is safe and secure for the subscribers and the service provider.

Computer-Based System Implementation

FIG. **2** is a simplified diagram of an exemplary computer-based system **30** that can be used to implement network system **2** shown in FIG. **1**. Referring to the embodiment shown in FIG. **2**, computer-based system **30** can include a communications hub **1000** and a firewall **1002** which support an interface between computer-based system **30** and the Internet. Collectively, communications hub **1000** and firewall **1002** provide communication, protection, and security between the remainder of computer-based system **30** and the Internet. Hub **1000** and firewall **1002** allow users to interact with computer-based system **30** using an electronic user device, which may support a graphical user interface **12** (FIG. **1**).

A switch **1004** enables communication with computer-based system **30** via a telephone instrument. Switch **1004** allows users to interact with computer-based system **30**, for example, via a voice user interface **16** (FIG. **1**). A call detail records data base **1005** is coupled to switch **1004**. This data base **1005** stores information relating to calls received by or initiated out of computer-based system **30**. For each call, such call-related information may specify calling party, called party, telephone number of outside party, date of call, time of call, duration of call, cost of call, and the like.

A plurality of fast Ethernet hubs **1006** are coupled to firewall **1002** and switch **1004**. Fast Ethernet hubs **1006** support a local area network (LAN) for computer-based system **30** and enable the routing of information signals therein. These Ethernet hubs **1006** may implement the Fast Ethernet technique in which information is transferred at a rate of 100 Mbps.

One or more application server clusters **1008** are coupled to fast Ethernet hubs **1006**. Each application server cluster **1008** may comprise a plurality of servers which provide processing capability to support various functions, such as, for example, speech recognition, speech synthesis, pronunciation generation, speech playback, etc. As such, application server clusters **1008** may support a voice user interface **16** (FIG. **1**).

A number of sub-systems **1010**, **1012**, **1014**, **1016**, **1018**, **1020**, **1022** are also coupled to fast Ethernet hubs **1006**. Each of these sub-systems may comprise one or more servers, data storage devices, and other hardware components. The servers provide processing capability, and the data storage devices provide data storage capability.

At least a portion of the sub-systems in computer-based system **30** may support one or more services **24**, and the respective service wrappers **26** and service resources **25** (FIG. **1**). For example, as shown in FIG. **2**, sub-systems **1010**, **1012**, **1014**, **1016**, and **1018** support an e-mail service, a voice mail service, a paging/facsimile service, an address book and calendar service, and a business news and stocks information service, respectively.

The remaining sub-systems support other operational aspects of computer-based system **30**. In particular, as shown, sub-system **1020** maintains profiles for one or more subscribers to a network system **2**. For each subscriber, a profile may include the name of the subscriber, the home address of the subscriber, the billing address of the subscriber, an e-mail address, a telephone number, a listing of all agents operating for the subscriber, the computational and service permissions granted to the subscriber's agents, and the like. Sub-system **1022** maintains various rules for the operation of network system **2**. For example, such rules may govern how network system **2** processes incoming e-mail messages for particular subscribers (e.g., a subscriber may be paged upon the delivery of messages satisfying certain criteria).

Each of the servers within application server clusters **1008** and sub-systems **1010-1022** can be implemented using any of a number of server hardware configurations running a suitable server operating system, such as SUN SOLARIS, WINDOWS NT, OS/2 WARP, and NETWARE. Each data storage device within application server clusters **1008** and sub-systems **1010-1022** can be a mass storage subsystem of tapes or disk drives, which is electronically coupled to the respective servers. Information or data supporting each of graphical user interface **12**, voice user interface **16**, agent server **20**, agents **22**, services **24**, service resources **25**, and service wrappers **26** (shown in FIG. **1**) can be contained in the data storage devices. The servers may retrieve, process, and store this information into the data storage devices.

In one embodiment, as shown, application server clusters **1008** and sub-systems **1010-1022** are linked by the same LAN. In another embodiment, at least a portion of application server clusters **1008** and/or sub-systems **1010-1022** can be remote from the remainder and linked as a wide area network (WAN); consequently, computer-based system **30** may provide a distributed network.

Any one or a combination of interested parties (e.g., subscribers, third parties, or service providers) can use computer-based system **30** to collect, maintain, generate, or process the information supporting graphical user interface **12**, voice user interface **16**, agent server **20**, computational resources **21**, agents **22**, services **24**, service resources **25**, and service wrappers **26**. Any of the servers or other computers in application server clusters **1008** and sub-systems **1010-1022**, either individually or in combination, can perform the functionality of agent server **20** shown in FIG. **1**. Furthermore, because these servers and other computers are linked together, each can directly access (e.g., store and retrieve) any of the information described above, if necessary.

In one embodiment, agents **22** may travel throughout the environment of computer-based system **30**. That is, each agent **22** may move to the servers and other computers in application server clusters **1008** and sub-systems **1010-1022**, and afterward, execute thereon. As an agent **22** moves and executes, it may perform its respective tasks on behalf of its principal.

The elements of computer-based system **30**, and the functions provided thereby, constitute computational resources **21** which may be expended, consumed, or used during the operation of network system **2** (FIG. **1**). In one embodiment, the consumption of these computational resources **21** by different agents **22** is monitored so that no particular agent **22** utilizes more than a proportionate, predetermined, or allotted share thereof, as such agent executes.

Graphical User Interface (Details)

FIG. **3** illustrates details for a graphical user interface **12**, according to an embodiment of the present invention. As depicted, graphical user interface **12** comprises a web browser **64** and a web server **66** which are connected via a line **68** supporting Internet communication.

Web browser **64** is a client application that may reside on (or is downloaded to) a client device such as a desktop computer. Such desktop computer preferably has at least a "486" processor or an operational equivalent and runs a suitable desktop operating system, such as, for example, MS-DOS, MacINTOSH OS, WINDOWS NT, WINDOWS 95, OS/2, UNIX, XENIX, GEOS, or MAGIC CAP.

Web server **66** is a server application that resides on a service provider device, such as a server. Such server can be any of the servers in application server clusters **1008** or sub-systems **1010-1022** of computer-based system **30** shown in FIG. **2**. Web server **66** may support a number of web pages **70** which can be downloaded from web server **66** to web browser **64** as appropriate during operation. At least one of these web pages **70** may constitute an agent area **14** which is dedicated to the activities of creating new agents and manipulating existing agents.

Communication line **68** can be any link capable of supporting data transfer between a client device and a service provider device. For example, communication line **68** may include any combination of an Integrated Services Digital Network ("ISDN") communication line, a hard-wired line, or a telephone line. This enables communication via the Internet, using any suitable protocol, such as, Transmission Control Protocol/Internet Protocol (TCP/IP), Internetwork Packet eXchange/Sequence Packet exchange (IPX/SPX), or AppleTalk.

Voice User Interface (Details)

FIG. **4** illustrates details for a voice user interface **16**, according to an embodiment of the present invention. As shown, voice user interface **16** comprises a telephone instrument **72** coupled to a telephone server **74** via a telephone line **76**.

Telephone instrument **72** is a user (e.g., subscriber) device which may comprise a conventional telephone. Telephone instrument **72** may include a key pad for entering dual tone multiple frequency (DTMF) commands.

Telephone server **74** is a service provider device. Such device may comprise any of the servers in application server clusters **1008** or sub-systems **1010-1022** of computer-based system **30** shown in FIG. **2**. Telephone server **74** may support a number of grammars, prompts, and other speech functionalities **78** for enabling communication with a user. At least one of these speech functionalities **78** may constitute an agent area **18** which is dedicated to the activities of creating new agents and manipulating existing agents **22**.

Telephone line **76** can be an analog telephone line, a digital T1 line, a digital T3 line, or an OC3 telephony feed.

Agent Server (Details)

FIG. **5** illustrates details for agent server **20**, in accordance with a preferred embodiment. Agent server **20** generally functions to control, coordinate, and otherwise manage the overall operation of programmable functionality component **4**. This includes the use of network system **2** by agents **22**. As depicted, agent server **20** includes an engine **42**, a scheduler **44**, and one or more agent objects **46**.

Scheduler **44** maintains an internal clock, which can keep track of real time or elapsed time. In one embodiment, scheduler **44** may be supported with a piezo-electric crystal or oscillating circuit implemented with transistors. Scheduler **44** generally functions to trigger the further-execution of particular agents **22** by engine **42** upon the occurrence of certain events. Such events may include the lapse of a predetermined amount of time (e.g., 24 hours) or the occurrence of a specified time (e.g., 6:00 a.m.). Scheduler **44** may maintain a record or schedule with a separate entry for each triggering event. Scheduler **44** may also receive information from engine **42**. This received information may be used to create new entries within scheduler **44**.

Agent objects **46** each correspond to a particular agent **22** of network system **2** (FIG. **1**). Each agent object **46** can be an internal representation within agent server **20** for the corresponding agent **22**. Agent objects **46** comprise software objects, each of which, in general, has (i) an internal state defined by a number of properties, (ii) an internal behavior defined by a number of methods, and (iii) an external behavior defined by a number of features.

More simply, each agent object **46** is an organization of data and instructions which are executable within agent server **20**. In one embodiment, the data represents a "state" of the agent object and the instructions are grouped into tasks that are to be performed. The data may specify the corresponding agent **22**, the services **24** which may be utilized by the agent, and the computational and service permissions which have been granted to the agent **22**. The instructions may comprise one or more event handlers which direct the corresponding agent **22** upon the occurrence of predefined events. Each agent object **46** may also comprise a pending event queue which queues events to which the agent **22** should, but has not yet, responded.

Engine **42** is in communication with scheduler **44** and agent objects **46**. In addition, engine **42** is in bi-directional communication with graphical user interface **12**, voice user interface **16**, and service wrappers **26**. Engine **42** generally controls and/or manages the operation of agent server **20**. Engine **42** may be implemented as a computer process, executing within a computer system, which invokes or manages other processes or routines, and executes instructions. For example, engine **42** can execute each agent object **46** which, in turn, may provide instructions to engine **42**. Engine **42** may function to identify each of the computational permissions and service permissions specified within an agent object **46** and to control the consumption, by the corresponding agent **22**, of the relevant computational resources **21** and service resources **25**. Also, engine **42** may invoke routines in each of interfaces **12** and **16** and service wrappers **26**. Furthermore, engine **42** may receive and be responsive to information from the same.

In one embodiment, scheduler **44** may be considered to "create" pending events to which engine **42** responds by executing an agent's handler for such event. This is described below in more detail.

In an exemplary operation for agent server **20**, one agent object **46** may correspond to an agent **22** which is responsible for waking up its principal at a certain time each weekday morning. This time constitutes an event for which scheduler **44** may contain an entry. Each weekday, at the appointed time or shortly before, scheduler **44** invokes engine **42**. In response engine **42** executes the particular agent object **46**. When this agent object **46** is executed, the corresponding agent **22** (using the appropriate services **24**) performs the task of waking up the principal, for example, by calling the principal over a telephone or, alternatively, generating an audible alarm on an electronic user device (e.g., a desktop computer).

Service Wrapper (Details)

FIG. **6** illustrates details for a service wrapper **26**, in accordance with a preferred embodiment. A service wrapper **26** generally functions to mediate the interaction between a respective service **24** and the remainder of programmable functionality component **4**. In one embodiment, service wrapper **26** is associated with, and supports, only a single service **24**. As shown, service wrapper **26** comprises a converter **48** and a monitor **50**.

Converter **48** generally functions to convert between a computer language (or instruction set) used within agent server **20** and a computer language (or instruction set) used within the respective service **24**. In one embodiment, the computer language of agent server **20** can be a high-level language, whereas the computer language of service **24** may be a low-level language. An agent **22** may comprise instructions of the set used in agent server **20**; a service **24** may comprise or issue instructions of the set used therein.

As depicted, converter **48** comprises an agent-server-to-service converter **52** and a service-to-agent-server converter **54**. Agent-server-to-service converter **52** operates unidirectionally to convert from the language (e.g., a high-level language) used by agent server **20** to the language (e.g., a low-level language) used by the corresponding service **24**. Service-to-agent-server converter **54** also operates unidirectionally, but in contrast to converter **52**, converts from the language (e.g., low-level language) used by service **24** into the language (e.g., high-level language) used by agent server **20**.

Monitor **50** is coupled by bi-directional lines to each of agent server **20** and the respective service **24**. Monitor **50** generally functions to monitor the amount of respective service resources **25** expended, used, or otherwise consumed by one or more agents **22** which have been authorized to access the service **24**. Monitor **50** identifies respective service resources **25** to agent server **20**, allows agent server **20** to impose a predetermined limit on each authorized agent's use of the respective service resources **25**, and informs agent server **20** of the amount consumed against the predetermined limit. The predetermined limit may be derived from a service permission for the respective agent **22**.

Exemplary Service Wrappers, Services, and Service Resources (Details)

FIG. **7** illustrates details for specific exemplary services, and their respective service wrappers and service resources. In particular, these services include a web server service **81**, a web browser service **86**, and a call processing service **91**.

Each of exemplary services **81**, **86**, and **91** constitutes a user interface service; that is, these services **81**, **86**, and **91** each provides a user interface by which an agent **22** can interact with a subscriber or third party. In FIG. **7**, the services and respective service resources have been combined because, with these examples, the services and resources are not logically distinct.

Web server service **81** provides a web server from network system **2** (FIG. **1**) and can be used, for example, to notify a user about recently received e-mail messages. Web server service **81** (and its respective service resources) resides in network system **2** and includes one or more web pages **84**. A web server service wrapper **80** controls access from the remainder of programmable functionality component **4** into web server service **81** and its associated service resources. A web browser **82** is connected to web server service **81** via an Internet line **83**. Web browser **82** may reside in a client device. Web pages **84** can be downloaded from web server service **81** to web browser **82**. Collectively, web server service **81**, web pages **84**, web browser **82**, and Internet line **83** can implement a graphical user interface with which an agent **22** can interact with its principal or another party.

Web browser service **86** provides a web browser from network system **2** and can be used, for example, for on-line data access to stock quotes, news, etc. Web browser service **86** and its respective service resources are resident on network system **2**. A web browser service wrapper **85** provides access from the remainder of programmable functionality component **4** into web browser service **86** and its service resources. A web server **87** is connected to web browser service **86** via an Internet line **88**. Web server **87** resides in a website server device and may comprise one or more web pages **89** which can be downloaded to web browser service **86**. Collectively, web browser service **86**, web server **87**, web pages **89**, and Internet line **88** can implement a graphical user interface with which an agent **22** can interact with an arbitrary website on behalf of its principal.

Call processing service **91** provides call processing from network system **2** and can be used, for example, to take voice mail messages for one or more subscribers. Call processing service **91** and its respective service resources reside in network system **2**. Call processing service **91** may include grammars, prompts, and other speech functionality **94**. A call processing service wrapper **90** controls access from the remainder of programmable functionality component **4** to call processing service **91** and its service resources. A telephone instrument **92**, which resides outside of network system **2**, is connected to call processing service **91** via a telephone line **93**. Collectively, call processing service **91**, speech functionality **94**, telephone instrument **92**, and telephone line **93** can implement a voice user interface with which an agent **22** can interact with its principal or another party, for example, by placing a call to, or answering a call from, the principal or other party.

Agent Object (Details)

FIG. **8** illustrates details for an agent object **46**, in accordance with an exemplary embodiment. An agent object **46** generally represents (within agent server **20**) a corresponding agent **22**, which can be considered to be a personal software assistant to a particular principal. Agent object **46** can be a software object and may reside within agent server **20**. As depicted, agent object **46** comprises a permissions component **56**, an event handlers component **58**, a datastore component **60** and a pending event queue component **62**. In other embodiments, the event handlers component and the pending event queue component may be external to an agent object **46**.

Permissions component **56** generally comprises data and instructions related to permissions that have been granted to the agent **22** represented by agent object **46**. These permissions include computational permissions and service permissions. A computational permission can specify that a respective agent **22** is authorized to consume a particular computational resource **21** (e.g., memory storage space, processing time, elapsed time, and the like which may be provided by the elements and functions of computer-based system **30**) when performing its particular task(s). Furthermore, in some instances, a computational permission can specify a pre-authorized amount of computational resource **21** which may be allowably consumed by the respective agent **22**. A service permission can specify that the respective agent is authorized to consume a particular service resource **25** (e.g., long-distance time, on-line data access time) when the agent utilizes a respective service **24** (e.g., e-mail, phone mail, electronic appointment book, electronic contact book, etc.) in performing its task(s). In some instances, a service permission can specify a pre-authorized amount of service resource **25** which is allowably consumed by the respective agent **22**.

Event handlers component **58** includes data and instructions for directing agent server **20** and/or engine **42** upon the occurrence of various events which may arise during the operation of network system **2**. In particular, an event handler comprises a routine for handling an event of a specified type. For example, these events can be the lapse of a previously specified amount of time or the delivery of an e-mail message.

In one embodiment, an event is identified by a uniform resource locator (URL) which expresses or provides an address for a web page. The URL specifies both the event's type and the agent **22** which is event's intended recipient. The URL may be chosen by agent server **20** and the particular agent **22** in combination. This allows a web server providing a graphical user interface to network system **10** to receive HyperText Transfer Protocol (HTTP) requests for the web page at the URL so that agent server **20** can relay the event to the particular agent **22**. A standard web browser can send an event to an agent **22** by fetching the web page identified by the URL for the event. The web page returned to the browser is supplied by the agent's event handler and relayed by agent server **20**. One of the instructions in an agent instruction set allows an agent **22** to send an event (for example, to another agent **22** as a means of inter-agent communication).

Datastore component **60** may contain various information related to agent object **46**. This may include information specifying the corresponding agent **22**, the principal or user for whom that agent **22** performs tasks, the tasks which the agent **22** may perform, etc. Datastore component **60** may also include information used by agent object **46** for guiding its interaction with various service wrappers **26**. For example, datastore component **60** may contain the parameters of a request the agent intends to make of a particular service wrapper **26** or the wrapper's response to such a request.

Pending event queue component **62** comprises information for events to which the corresponding agent **22** should, but has not yet, responded. Pending event queue component **62** queues these events so that the agent **22** may respond, for example, using the event handlers specified in event handlers component **58**.

User Session

FIG. **9** is a flow diagram of an exemplary method **100** for a user session, according to an embodiment of the present invention. During method **100**, a user is interacting with network system **2**.

Method **100** begins at step **102** where network system **2** admits a user at a user interface (UI), which can be either

graphical user interface **12** or voice user interface **16**. Essentially, at this step, a user logs on to network system **2**.

At step **104**, network system **2** admits the user to the agent area of the relevant user interface. For voice user interface **16**, this is agent area **18**. For graphical user interface **12**, this is agent area **14**. With graphical user interface **12**, a user is admitted to the agent area when the user "clicks" on an agent icon which is displayed on a menu screen. In the agent area, the user can create new agents and manipulate existing agents. Specifically, the user can enter various commands, depending on his or her intentions.

Each command can be one of three types: an agent command, a template command, or a selection command. Agent commands are directed to the running of agents. These agents include ones which are currently executing and which the user now would like to manipulate. Template commands are directed to the manipulation of agent templates. An agent template can be a "blueprint" for agents. In object-oriented terminology, each agent is an object and each template is an agent class from which agents can be created by instantiating the class/template. Selection commands select agents or templates. A selection command allows network system **2** to focus on a particular template or a particular agent in order to provide a context for any subsequent template command or agent command.

At step **106**, network system **2** accepts a command which has been entered by the user via the user interface. The command is forwarded from the user interface to agent server **20**.

If the command is a selection command, agent server **20** executes such command at step **108**. If the command is a template command, agent server **20** executes the command at step **110**. Otherwise, if the command is an agent command, agent server **20** executes the command at step **112**. The executions of a selection command, a template command, and an agent command are described below in more detail.

At step **114**, network system **2** prompts a user for more commands. If the user enters additional commands, method **100** returns to step **106** where the next command is accepted. Method **100** repeats steps **106-114** until no additional commands are entered.

At step **116**, network system **2** excuses the user from the agent area of the user interface. At step **118**, the user is excused from the user interface itself. That is, the user logs off network system **2**. Afterwards, method **100** ends.

Selection Command Execution

FIG. **10** is a flow diagram of an exemplary method **200** for executing a selection command, according to an embodiment of the present invention. Method **200** is initiated within and performed by network system **2** when a user (e.g., subscriber) has entered a selection command. A selection command can be one of two types: a select agent command or a select template command.

A select agent command is one which selects a particular agent. Specifically, when a user enters the agent area, a list of executing agents may be visible. The user enters a select agent command to select a particular agent from the list in order to manipulate the same; afterwards, the user can enter an agent command to perform the manipulation.

Similarly, a select template command is one which selects a particular template. In particular, a list of agent templates may be provided from which a user may select. The user enters a select template command to select a particular template from the list; afterwards, the user can enter a template command to manipulate the template.

Method **200** begins at step **202** where agent server **20** determines whether the selection command is a select template command. If the selection command is a select template command, method **200** moves to step **204** where agent server **20** notes the particular template which has been selected. Afterwards, method **200** ends.

Otherwise, if at step **202** it is determined that the selection command is not a select template command, then at step **206** agent server **20** determines whether the selection command is a select agent command. If the command is a select agent command, method **200** moves to step **208** where agent server **20** notes the agent which has been selected, after which method **200** ends.

Otherwise, if the selection command is not a select agent command, method **200** ends.

Template Command Execution

FIG. **11** is a flow diagram of an exemplary method **300** for executing a template command, according to an embodiment of the present invention. Method **300** is initiated within and performed by network system **2** when a user has entered a template command. In general, a template command is one which affects a particular template. A template command can be one of four types: a create template command, a copy template command, an edit template command, and a delete template command.

Method **300** begins at step **302** where agent server **20** determines whether the template command which has been entered is a create template command. A create template command is one which creates a new template. Each new template can be based on a generic blank template which can be modified as desired by a user.

Accordingly, if the template command is a create template command, then at step **304** agent server **20** stores a blank template into memory (a computational resource **21**) where the template can be modified. In the context of a graphical user interface, an entry for the new template is added to the list of templates appearing on a screen. At step **306**, agent server **20** selects the blank template as the current template, after which method **300** ends.

Referring again to step **302**, if it is determined that the template command is not a create template command, than method **300** moves to step **308** where agent server **20** determines whether the command is a copy template command. A copy template command is one which copies an existing template. A user may enter this command when it is desirable to create a new template from a previously created template rather than the generic blank template.

If it is determined that the command is a copy template command, then at step **310** agent server **20** loads the previously created template. "Loading" a template means that the template is stored into memory, such as random access memory (RAM). At step **312**, agent server **20** creates and stores a copy of the template into persistent memory, such as a hard drive. At step **314**, agent server **20** selects the copy of the template as the current template, after which method **300** ends.

Referring again to step **308**, if it is determined that the template command is not a copy template command, then method **300** moves to step **316** where agent server **20** determines whether the command is an edit template command. An edit template command is one which edits an existing template. A user may enter this command when it is desirable to edit either a newly created or previously created template.

If it is determined that the command is an edit template command, agent server **20** loads the template at step **318** and allows changes to be made to the template at step **320**. At step **322**, the edited template is stored back into persistent memory and then is made the current (selected) template, after which method **300** ends.

Otherwise, if it is determined at step **316** that the template command is not an edit template command, then method **300** moves to step **324** where agent server **20** determines whether the command is a delete template command. A delete template command is one which deletes an existing template. A user may enter this command to remove from permanent memory any template which is obsolete, incorrect, or otherwise undesirable.

If it is determined that the command is a delete template command, agent server **20** deselects the current template at step **326**. Deselection is performed because a deleted template cannot be subsequently selected. Next, at step **328**, agent server **20** deletes the template from persistent memory. In the context of a graphical user interface, this step would also remove an icon for such template from the screen. Method **300** then ends.

Referring again to step **324**, if it is determined that the command is not a delete template command, method **300** ends because the command was not any of the types of commands for a template.

For each of steps **310**, **318**, and **326** above, if no template is currently selected, agent. server **20** will generate an error message.

Method **300**, as described, thus provides user extensibility for network system **2** by allowing a user to create, copy, edit, and delete agent templates as desired.

Agent Command Execution

FIG. **12** is a flow diagram of an exemplary method **400** for executing an agent command, according to an embodiment of the present invention. Method **400** is initiated within and performed by network system **2** when a user has entered an agent command. Generally speaking, an agent command is one which affects a particular agent **22**. Agent commands can be of three types: a create agent command, an edit agent command, and a delete agent command.

Method **400** begins at step **402** where agent server **20** determines whether the command is a create agent command. A create agent command is one which creates a new agent from an agent template. After an agent **22** has been created, it is generally allowed to execute, thereby performing tasks for the user who created the agent.

If it is determined that the command is a create agent command, then at step **404** agent server **20** loads the respective agent template. If no template is currently selected, agent server **20** will generate an error message. Otherwise, at step **406**, agent server **20** stores the newly created agent **22** and at step **408** selects that agent **22** as the current agent. Afterwards, method **400** ends.

With reference again to step **402**, if it is determined that the command is not a create agent command, then at step **410** agent server **20** determines whether the command is an edit agent command. An edit agent command is one which allows the user to edit an executing or running agent. If no agent **22** is currently selected, however, agent server **20** generates an error message.

If it is determined that the command is an edit agent command, then agent server **20** loads the executing agent **22** at step **412**. Agent server **20** suspends the execution of such agent **22** at step **414** and allows changes to be made to the agent by a user at step **416**. At step **418**, agent server **20** resumes the execution of the agent **22** and, at step **420**, stores the edited agent. Afterwards, method **400** ends.

Referring again to step **410**, if it is determined that the agent command is not an edit agent command, then at step **422** agent server **20** determines whether the command is a delete agent command. In general, a delete agent command is one which ends the execution of an agent **22** and removes it from persistent memory. If no agent **22** is currently selected, however, agent server **20** generates an error message.

If it is determined at step **422** that the command is a delete agent command, then at step **424** agent server **20** deselects the agent **22**, because an agent cannot be selected once it has been deleted. At step **426**, agent server **20** deletes the agent **22**. Method **400** then ends.

Referring again to step **422**, if it is determined that the command is not a delete agent command, method **400** ends because the command was not any of the types of commands for an agent.

Consumption of Service and Computational Resources

FIG. **13** is a block diagram detailing the controlled consumption of service resources **25** and computational resources **21** by an agent **22**, according to an embodiment of the present invention.

As previously described, an agent **22** may consume various service resources **25** (e.g., long-distance calling time, on-line data access time, etc.) and computational resources **21** (e.g., memory space, processing time, etc.) in the performance of its tasks.

The amount of the resources consumed by a particular agent **22** is limited by permissions which are specified in permissions component **56** of an agent object **46** corresponding to the agent **22**. More specifically, for a particular agent **22**, permissions component **56** includes one set of service permissions **64** for each service **24** utilized by that agent. The service permissions **64** bound the service resources **25** expended on behalf of the agent **22** by that service **24**. That is, each service permission **64** specifies whether the agent **22** is authorized to consume a particular service resource **25** and, in some instances, the amount of such service resource **25** that is allowably consumed by that agent **22**.

Agent server **20** and service wrappers **26** cooperate in order to ensure that an agent **22** does not consume more than its allotted amount of any particular service resource **25** as specified by a respective service permission **64**.

Permissions component **56** also includes a set of computational permissions **66** for the agent **22**. These computational permissions **66** bound the computational resources **21** expended on the agent's behalf by agent server **20**. In other words, each computational permission **66** specifies whether the agent **22** is authorized to consume a particular computational resource **21** and, in some instances, the amount of the computational resource **21** which is allowably consumed by that agent.

Agent server **20**, together with service wrappers **26**, monitors and ensures that the agent **22** does not consume more than its allotted amount of any computational resource **21** as specified by a respective computational permission **66**.

Agent Population Execution

FIG. **14** is a flow diagram of an exemplary method **500** for executing time slices for an agent population, according to an embodiment of the present invention. Method **500** is performed by agent server **20** in order to enable each agent **22** to make progress in performing its respective tasks.

In general, the processing capability of agent server **20** cannot be dedicated solely to any particular agent **22**, but rather must be allocated among all executing agents. Processing time by agent server **20** is thus divided into time slices. The time slices can be of predetermined duration. During each time slice, the processing capability of agent server **20** is directed to a particular agent **22**.

With reference to FIG. **14**, method **500** begins at step **502** where agent server **20** selects an agent **22**, which is responsible for performing one or more tasks for a respective user. At step **504**, agent server **20** executes a time slice for the selected

agent **22**. During this time slice, the processing capability of server **20** is directed to or used for the selected agent **22**.

At step **506**, agent server **20** determines whether there are any other agents **22** for which a time slice should be executed. If there are more agents, method **500** returns to step **502** where the next agent is selected. Agent server **20** repeats steps **502-506** until a time slice has been executed for each agent **22**. Afterwards, method **500** ends.

Agent Execution

FIG. **15** is a flow diagram of an exemplary method **600** for executing a time slice for an agent **22**, according to an embodiment of the present invention. Method **600** is performed by agent server **20** for a particular agent **22**.

Method **600** begins at step **602** where an agent object **46** corresponding to the particular agent **22** is loaded into agent server **20**. This agent object **46** comprises a permissions component **56**, an event handlers component **58**, a datastore component **60**, and a pending event queue **62**.

At step **604**, agent server **20** determines whether execution of the agent **22** has been suspended (e.g., because the user is editing the agent). If execution has been suspended, it is unnecessary to provide any processing for the agent, and accordingly, method **600** ends.

Otherwise, if execution of the agent **22** has not been suspended, method **600** proceeds to step **605** where agent server **20** determines whether an event is currently being handled by agent **22**. An event is something that triggers or causes an agent **22** to take action, or something to which agent **22** must respond. If it is determined that there is an event currently being handled, method **600** moves to step **612**.

Alternatively, if it is determined at step **605** that there is not an event currently being handled, method **600** proceeds to step **606** where agent server **20** determines whether there is an event pending for the agent—i.e., an event for which handling has not yet begun. This can be accomplished by examining pending event queue component **62** of the corresponding agent object **46**. If there is no event pending for agent **22**, method **600** ends.

Otherwise, if it is determined that there is an event pending for agent **22**, then at step **608** agent server **20** removes or dequeues the event from the pending event queue of the corresponding agent object **46**.

At step **610**, agent server **20** determines whether agent **22** has a handler for responding to the event. Generally, an event handler comprises a routine for responding to an event of a particular type. An event handler can be divided into a plurality of portions, each of which is separately executable during different time slices. Event handlers are specified in the event handlers component **58** of agent object **46**. If it is determined that agent **22** does not have a handler for the relevant event, method **600** moves to step **614**. Otherwise, if it is determined that agent **22** does have a handler for responding to the event, method **600** moves to **612**.

At step **612**, agent server **20** executes a portion of the event handler for agent **22**. Method **600** then proceeds to step **614**.

At step **614**, agent server **20** stores the agent **22**, after which method **600** ends.

Event Handler Execution

FIG. **16** is a flow diagram of an exemplary method **700** for executing an event handler, according to an embodiment of the present invention. Method **700** is performed by agent server **20** when an event handler is invoked in response to the occurrence of a particular event. The event handler routine may include a number of instructions which are directed to agent server **20** and/or one or more service wrappers **26**.

Method **700** begins its step **702** where agent server **20** receives an instruction to execute in a patroller time slice. At step **704**, agent server **20** determines whether the instruction is a service instruction. A service instruction is an instruction relating to and utilizing a particular service **24**. Accordingly, a service instruction can only be executed via a respective service wrapper **26**. All other instructions do not require the cooperation of a respective service wrapper **26**, but rather, can be executed by agent server **20** itself.

If it is determined at step **704** that the instruction is a service instruction, method **700** proceeds to step **708** where agent server **20** asks the respective service wrapper **26** to execute the instruction for agent **22**. Method **700** then moves to step **710**.

Referring again to step **704**, if it is determined that the instruction is not a service instruction, then agent server **20** itself executes the instruction at step **706**. Method **700** then proceeds to step **710**.

At step **710**, agent server **20** determines whether there are any more instructions in the event handler. If so, method **700** returns to step **702** where agent server **20** fetches the next instruction. Agent server **20** repeats steps **702-710** until all instructions of the event handler to be executed as part of the current time slice have been executed, either by agent server **20** or respective service wrappers **26**. Afterwards, method **700** ends.

Service Instruction Execution

FIG. **17** is a flow diagram of an exemplary method **800** for executing a service instruction, according to an embodiment of the present invention. Method **800** is performed by a service wrapper **26** when agent server **20** asks the service wrapper to execute a service instruction relating to the respective service **24**.

Method **800** begins at step **802** where service wrapper **26** identifies the service permissions required by the service instruction. In other words, the execution of the service instruction may cause particular service resources **25** (e.g., long-distance calling time, on-line data access time, or memory storage space) to be consumed. Thus, an assessment is made as to the service permissions needed in order to carry out the service instruction.

At step **804**, service wrapper **26** asks agent server **20** for the permissions held by the agent **22** for which the instruction is being executed. The permissions held by an agent **22** are not necessarily the same as the permissions which are required in order to execute an instruction. For example, agent **22** may have permissions only for long-distance calling time and memory storage space, but execution of the instruction requires permission for on-line data access time.

Thus, at step **806**, service wrapper **26** determines whether the permissions held by agent **22** include the permissions required in order to execute the instruction. If it is determined that the permissions held do not include the permissions required, service wrapper **26** executes an error routine at step **808**, after which method **800** ends.

Otherwise, if it is determined at step **806** that the permissions held do include the permissions required, method **800** precedes to step **810** where, for each service permission, service wrapper **26** identifies the amount of a service resource **25** which is allotted to agent **22** and the amount of that service resource **25** which must be consumed in order to execute the instruction. As with the permissions, the amount of a service resource **25** allotted to an agent **22** is not necessarily the same as the amount of that service resource **25** which is required to execute the instruction. For example, an agent **22** may have permission to utilize up to a predefined amount of memory storage space to store a voice mail message, but the actual amount required for a particular message is greater than the predefined amount.

At step **812**, service wrapper **26** determines whether the amount allotted to agent **22** is at least as great as the amount required to execute the instruction. If it is determined that the amount allotted is not at least as great as the amount required, service wrapper **26** executes an error routine at step **814**, after which method **800** ends.

Referring again to step **812**, if it is determined that the amount of the service resource **25** allotted to agent **22** is at least as great as the amount which is required to execute the instruction, then method **800** moves to step **816** where service wrapper **26** asks the respective service **24** to execute the instruction, thereby enabling agent **22** to perform one or more tasks for its user/principal.

At step **818**, service wrapper **26** identifies the amount of each service resource **25** actually consumed or used to execute the instruction. At step **820**, for each service resource **25**, service wrapper **26** asks agent server **20** to decrement the amount allotted to agent **22** by the amount actually used. Method **800** then ends.

In method **800** described above, it is assumed that service wrapper **26** can determine in advance what amount of service resource **25** will be consumed in the execution of an instruction. This, however, is not always the case. For example, while a predefined maximum amount of memory space may be set aside to store any given voice mail message, the amount of storage space actually consumed depends on how long the caller speaks. Other service resources **25** can be consumed on an on-going basis even after an instruction has executed. For example, if a long-distance call is made on behalf of a subscriber, connect time for a long-distance service continues until the call has been completed. In both cases, service wrapper **26** actively monitors service resource consumption and halts further consumption whenever the amount held by an agent **22** is exhausted.

Accordingly, the present invention provides a system and method which allow subscribers or third parties to create and customize personalized agents **22** which utilize services **24** (e.g., e-mail, voice mail, electronic address book, electronic contact book, etc.) in order to perform respective tasks for the subscribers. Thus, the present invention affords user extensibility of the services **24**.

Furthermore, the present invention monitors and controls the consumption of service resources **25** and computational resources **21** by agents **22** during execution. Thus, the present invention protects the subscribers and a service provider from misuse or overuse, whether intentional or inadvertent, of such resources.

While particular embodiments of the present invention and their advantages have been shown and described, it should be understood that various changes, substitutions, and alterations can be made therein without departing from the spirit and scope of the invention as defined by the appended claims.

What is claimed is:

1. A system for performing user customized network-based operations, comprising:

means for receiving data for creating a network-based agent;

means for invoking, in response to receiving a URL defining a type of event and identifying the network-based agent, an execution of the network-based agent;

means, including the network-based agent, for using a service and a service resource configured to be consumed by the network-based agent for performing the operation, wherein an amount of the service resource is exhausted upon being consumed by the network-based agent; and

means for communicating a result of the operation over a network communications link.

2. The system of claim **1**, wherein the network communications link is a communications link in a public-switched communications network.

3. The system of claim **1**, further comprising:

means for mediating an interaction between the means for using the service and the service.

4. The system of claim **3**, wherein the means for mediating comprises:

means for monitoring an amount of the service resource used by the network-based agent.

5. The system of claim **4**, wherein the means for mediating further comprises:

means for converting between a first messaging protocol used by the network-based agent and a second messaging protocol used by the service.

6. The system of claim **1**, further comprising:

means for allowing a user to modify the network-based agent.

7. An article of manufacture including a non-transitory computer-readable medium having instructions stored thereon, execution of which by a computing device causes the computing device to perform operations comprising:

receiving data for creating a network-based agent;

creating the network-based agent, wherein the network-based agent has a plurality of executable instructions for performing an operation, wherein the instructions comprise an event handler defining a predetermined event to occur during execution of the service;

invoking, in response to receiving a URL defining a type of the predetermined event and identifying the network-based agent, an execution of the network-based agent;

using a service and a service resource configured to be consumed by the network-based agent for performing the operation, wherein an amount of the service resource is exhausted upon being consumed by the network-based agent; and

communicating a result of the operation over a network communication link.

8. The article of manufacture of claim **7**, wherein the operations further comprise:

allowing a user to modify the network-based agent.

9. A system for performing user customized network-based operations, comprising:

a processor; and

a memory storing instructions, execution of which by the processor causes the system to perform operations comprising:

receiving data for creating a network-based agent;

invoking, in response to receiving a URL defining a type of event and identifying the network-based agent, an execution of the network-based agent wherein the execution of the network-based agent comprises using a service and a service resource configured to be consumed by the network-based agent when the network-based agent performs the operation, and wherein an amount of the service resource is exhausted upon being consumed by the network-based agent, and

communicating a result of the operation over a network communications link.

10. The system of claim **9**, wherein the operations further comprise enabling, using a user interface, a user to create the network-based agent.

11. The system of claim **10**, wherein the user interface is a web browser user interface.

12. The system of claim 10, wherein the user interface is a voice user interface.

13. The system of claim 9, wherein the operations further comprise invoking execution of the network-based agent using a service wrapper.

14. The system of claim 13, wherein the operations further comprise:

identifying, using the service wrapper, service permissions associated with the network-based agent; and

determining, using the service wrapper, whether the service permissions include permissions required by the service wrapper to execute the network-based agent.

15. The system of claim 9, further comprising:

an engine;

a scheduler coupled to the engine, wherein the scheduler is configured to trigger an execution of the network-based agent on the occurrence of the event; and

an agent object coupled to the agent, wherein the agent object includes data and executable instructions associated with the agent.

16. The system of claim 15, wherein the agent object comprises:

a permission associated with the network-based agent; and

an event handler, including data and executable instructions for directing an operation of the engine on the occurrence of the event.

17. The system of claim 16, wherein the permission comprises a computational permission defining one or more computational resources that the network-based agent is permitted to use.

18. The system of claim 17, wherein the computational permission further defines an extent to which the network-based agent is permitted to use the one or more computational resources.

19. The system of claim 16, wherein the permission comprises a service permission defining one or more services that the network-based agent is permitted to use.

20. The system of claim 19, wherein the service permission further defines an extent to which the network-based agent is permitted to use the one or more services.

21. The system of claim 9, wherein the event is:

an occurrence of a specified time, or

a lapse of a predetermined amount of time.

22. The system of claim 9, further comprising an engine configured to control consumption of the service resource by the network-based agent.

23. The system of claim 9, wherein the data includes data for modifying an agent template to create a user-customized agent.

24. A method comprising:

receiving, using a computing device, data for creating a network-based agent;

invoking, using the computing device, and in response to receiving a URL defining a type of event and identifying the network-based agent, execution of the network-based agent, wherein the invoking comprises using a service and a service resource configured to be consumed by the network-based agent for performing the operation, and wherein a discrete unit of the service resource is exhausted upon being consumed by the network-based agent; and

communicating, using the computing device, a result of the operation over a network communication link.

25. The method of claim 24, wherein invoking execution of the network-based agent comprises using an event handler.

26. The method of claim 25, wherein the event handler directs operation of the network based agent upon the occurrence of the event.

27. The method of claim 25, wherein the event handler defines a predetermined event to occur during execution of the network-based agent.

28. The method of claim 24, further comprising:

authorizing access to a computer network, wherein the computer network is programmed to be customized using the network-based agent;

creating the network-based agent, wherein the network-based agent has a plurality of executable instructions for performing an operation, wherein the instructions comprise an event handler defining a predetermined event to occur during execution of the service, wherein performing the operation comprises using the service and a service resource, and wherein a service wrapper links the service to the service resource and mediates interaction between the service and the service resource; and

accessing, using the service wrapper, information defining an amount of the service resource allocated to be consumed by a principal of the network-based agent, wherein the service wrapper is configured to monitor consumption of the service resource by the agent program.

29. The method of claim 28, further comprising:

defining operations supported by the service required to perform the operation,

receiving a response from the service including parameters required by the agent program to complete the operation, and

providing an output associated with the operation over a network communications link.

30. The method of claim 28, further comprising accessing authorization information of the service wrapper, wherein the authorization information defines access permissions of the network-based agent, and wherein the access permissions define whether the network-based agent is authorized to use the service.

31. The method of claim 28, further comprising converting, using the service wrapper, between an instruction format utilized by an agent server and an instruction format utilized by the service.

32. The method of claim 28, further comprising sending information regarding the predetermined event via the network-based agent to a second network-based agent to communicate with the second network-based agent.

33. The method of claim 24, wherein the discrete unit is a discrete unit of time.

34. A method comprising:

receiving, using a computing device, data for creating a network-based agent, wherein the network-based agent performs an operation;

invoking, using the computing device, an execution of the network-based agent upon an occurrence of an event, wherein the invoking comprises using a service and a service resource configured to be consumed by the agent for performing the operation, and wherein a discrete unit of the service resource is exhausted upon being consumed by the agent;

communicating, using the computing device, a result of the operation over a network communication link;

authorizing, using the computing device, access to a computer network, wherein the computer network is programmed to be customized using the network-based agent;

creating, using the computing device, the network-based agent, wherein the network-based agent has a plurality of executable instructions for performing an operation, wherein the instructions comprise an event handler defining a predetermined event to occur during execution of the service, wherein performing the operation comprises using the service and a service resource, and wherein a service wrapper links the service to the service resource and mediates interaction between the service and the service resource;

identifying, using the computing device, the predetermined event by a URL, wherein the URL defines a type of the predetermined event and a recipient network based agent; and

accessing, using the computing device and the service wrapper, information defining an amount of the service resource allocated to be consumed by a principal of the network-based agent, wherein the service wrapper is configured to monitor consumption of the service resource by the agent program.

* * * * *

UNITED STATES PATENT AND TRADEMARK OFFICE

CERTIFICATE OF CORRECTION

PATENT NO. : 7,949,752 B2
APPLICATION NO. : 10/995159
DATED : May 24, 2011
INVENTOR(S) : Lange et al.

It is certified that error appears in the above-identified patent and that said Letters Patent is hereby corrected as shown below:

Page 2, item (56), under "Other Publications", in Column 2, Line 18, delete "Compution" and insert -- Computing --.

Page 2, item (56), under "Other Publications", in Column 2, Line 50, delete "Transctions" and insert -- Transactions --.

Page 3, item (56), under "Other Publications", in Column 1, Lines 19-20, delete "implimentation" and insert -- implementation --.

Page 3, item (56), under "Other Publications", in Column 1, Line 41, delete "htmll" and insert -- html --.

Page 3, item (56), under "Other Publications", in Column 2, Line 5, delete "Telphony," and insert -- Telephony, --.

Page 3, item (56), under "Other Publications", in Column 2, Line 30, delete "REtrieved" and insert -- Retrieved --.

Signed and Sealed this
Sixteenth Day of August, 2011

David J. Kappos

David J. Kappos
Director of the United States Patent and Trademark Office