Implementing Remote Procedure Calls

ANDREW D. BIRRELL and BRUCE JAY NELSON
Xerox Palo Alto Research Center

Remote procedure calls (RPC) appear to be a useful paradigm for providing communication across a network between programs written in a high-level language. This paper describes a package providing a remote procedure call facility, the options that face the designer of such a package, and the decisions we made. We describe the overall structure of our RPC mechanism, our facilities for binding RPC clients, the transport level communication protocol, and some performance measurements. We include descriptions of some optimizations used to achieve high performance and to minimize the load on server machines that have many clients.

CR Categories and Subject Descriptors: C.2.2 **[Computer-Communication Networks]:** Network Protocols—*protocol architecture*; C.2.4 **[Computer-Communication Networks]:** Distributed Systems—*distributed applications, network operating systems*; D.4.4 **[Operating Systems]:** Communications Management—*message sending, network communication;* D.4.7**[Operating Systems]:** Organization and Design—*distributed systems*

General Terms: Design, Experimentation, Performance, Security

Additional Keywords and Phrases: Remote procedure calls, transport layer protocols, distributed naming and binding, inter-process communication, performance of communication protocols.

1. INTRODUCTION

1.1 Background

The idea of *remote procedure calls* (hereinafter called RPC) is quite simple. It is based on the observation that procedure calls are a well-known and well-understood mechanism for transfer of control and data within a program running on a single computer. Therefore, it is proposed that this same mechanism be extended to provide for transfer of control and data across a communication network. When a remote procedure is invoked, the calling environment is suspended, the parameters are passed across the network to the environment where the procedure is to execute (which we will refer to as the *callee*), and the desired procedure is executed there. When the procedure finishes and produces its results, the results are passed backed to the calling environment, where execution resumes as if returning from a simple single-machine call. While the calling environment is suspended, other processes on that machine may (possibly)

Authors' address: Xerox Palo Alto Research Center, 3333 Coyote Hill Road, Palo Alto, CA 94304.
Permission to copy without fee all or part of this material is granted provided that the copies are not made or distributed for direct commercial advantage, the ACM copyright notice and the title of the publication and its date appear, and notice is given that copying is by permission of the Association for Computing Machinery. To copy otherwise, or to republish, requires a fee and/or specific permission.
© 1984 ACM 0734-2071/84/0200-0039 $00.75

IPR2025-00715
DATABRICKS EX1016 Page 1

still execute (depending on the details of the parallelism of that environment and the RPC implementation).

There are many attractive aspects to this idea. One is clean and simple semantics: these should make it easier to build distributed computations, and to get them right. Another is efficiency: procedure calls seem simple enough for the communication to be quite rapid. A third is generality: in single-machine computations, procedures are often the most important mechanism for communication between parts of the algorithm.

The idea of RPC has been around for many years. It has been discussed in the public literature many times since at least as far back as 1976 [15]. Nelson's doctoral dissertation [13] is an extensive examination of the design possibilities for an RPC system and has references to much of the previous work on RPC. However, full-scale implementations of RPC have been rarer than paper designs. Notable recent efforts include *Courier* in the Xerox NS family of protocols [4], and current work at MIT [10].

This paper results from the construction of an RPC facility for the *Cedar* project. We felt, because of earlier work (particularly Nelson's thesis and associated experiments), that we understood the choices the designer of an RPC facility must make. Our task was to make the choices in light of our particular aims and environment. In practice, we found that several areas were inadequately understood, and we produced a system whose design has several novel aspects. Major issues facing the designer of an RPC facility include: the precise semantics of a call in the presence of machine and communication failures; the semantics of address-containing arguments in the (possible) absence of a shared address space; integration of remote calls into existing (or future) programming systems; binding (how a caller determines the location and identity of the callee); suitable protocols for transfer of data and control between caller and callee; and how to provide data integrity and security (if desired) in an open communication network. In building our RPC package we addressed each of these issues, but it not possible to describe all of them in suitable depth in a single paper. This paper includes a discussion of the issues and our major decisions about them, and describes the overall structure of our solution. We also describe in some detail our binding mechanism and our transport level communication protocol. We plan to produce subsequent papers describing our facilities for encryption-based security, and providing more information about the manufacture of the *stub* modules (which are responsible for the interpretation of arguments and results of RPC calls) and our experiences with practical use of this facility.

1.2 Environment

The remote-procedure-call package we have built was developed primarily for use within the Cedar programming environment, communicating across the Xerox research internetwork. In building such a package, some characteristics of the environment inevitably have an impact on the design, so the environment is summarized here.

Cedar [6] is a large project concerned with developing a programming environment that is powerful and convenient for the building of experimental programs and systems. There is an emphasis on uniform, highly interactive user interfaces, and ease of construction and debugging of programs. Cedar is designed to be used

IPR2025-00715
DATABRICKS EX1016 Page 2

on single-user workstations, although it is also used for the construction of servers (shared computers providing common services, accessible through the communication network).

Most of the computers used for Cedar are *Dorados* [8]. The Dorado is a very powerful machine (e.g., a simple Algol-style call and return takes less than 10 microseconds). It is equipped with a 24-bit virtual address space (of 16-bit words) and an 80-megabyte disk. Think of a Dorado as having the power of an IBM 370/168 processor, dedicated to a single user.

Communication between these computers is typically by means of a 3-megabit-per-second Ethernet [11]. (Some computers are on a 10-megabit-per-second Ethernet [7].) Most of the computers running Cedar are on the same Ethernet, but some are on different Ethernets elsewhere in our research internetwork. The internetwork consists of a large number of 3-megabyte and 10-megabyte Ethernets (presently about 160) connected by leased telephone and satellite links (at data rates of between 4800 and 56000 bps). We envisage that our RPC communication will follow the pattern we have experienced with other protocols: most communication is on the local Ethernet (so the much lower data rates of the internet links are not an inconvenience to our users), and the Ethernets are not overloaded (we very rarely see offered loads above 40 percent of the capacity of an Ethernet, and 10 percent is typical).

The PUP family of protocols [3] provides uniform access to any computer on this internetwork. Previous PUP protocols include simple unreliable (but high-probability) datagram service, and reliable flow-controlled byte streams. Between two computers on the same Ethernet, the lower level raw Ethernet packet format is available.

Essentially all programming is in high-level languages. The dominant language is *Mesa* [12] (as modified for the purposes of Cedar), although *Smalltalk* and *InterLisp* are also used. There is no assembly language for Dorados.

1.3 Aims

The primary purpose of our RPC project was to make distributed computation easy. Previously, it was observed within our research community that the construction of communicating programs was a difficult task, undertaken only by members of a select group of communication experts. Even researchers with substantial systems experience found it difficult to acquire the specialized expertise required to build distributed systems with existing tools. This seemed undesirable. We have available to us a very large, very powerful communication network, numerous powerful computers, and an environment that makes building programs relatively easy. The existing communication mechanisms appeared to be a major factor constraining further development of distributed computing. Our hope is that by providing communication with almost as much ease as local procedure calls, people will be encouraged to build and experiment with distributed applications. RPC will, we hope, remove unnecessary difficulties, leaving only the fundamental difficulties of building distributed systems: timing, independent failure of components, and the coexistence of independent execution environments.

We had two secondary aims that we hoped would support our purpose. We wanted to make RPC communication highly efficient (within, say, a factor of

IPR2025-00715
DATABRICKS EX1016 Page 3

five beyond the necessary transmission times of the network). This seems important, lest communication become so expensive that application designers strenuously avoid it. The applications that might otherwise get developed would be distorted by their desire to avoid communicating. Additionally, we felt that it was important to make the semantics of the RPC package as powerful as possible, without loss of simplicity or efficiency. Otherwise, the gains of a single unified communication paradigm would be lost by requiring application programmers to build extra mechanisms on top of the RPC package. An important issue in design is resolving the tension between powerful semantics and efficiency.

Our final major aim was to provide secure communication with RPC. None of the previously implemented protocols had any provision for protecting the data in transit on our networks. This was true even to the extent that passwords were transmitted as clear-text. Our belief was that research on the protocols and mechanisms for secure communication across an open network had reached a stage where it was reasonable and desirable for us to include this protection in our package. In addition, very few (if any) distributed systems had previously provided secure end-to-end communication, and it had never been applied to RPC, so the design might provide useful research insights.

1.4 Fundamental Decisions

It is not an immediate consequence of our aims that we should use procedure calls as the paradigm for expressing control and data transfers. For example, message passing might be a plausible alternative. It is our belief that a choice between these alternatives would not make a major difference in the problems faced by this design, nor in the solutions adopted. The problems of reliable and efficient transmission of a message and of its possible reply are quite similar to the problems encountered for remote procedure calls. The problems of passing arguments and results, and of network security, are essentialy unchanged. The overriding consideration that made us choose procedure calls was that they were the major control and data transfer mechanism imbedded in our major language, Mesa.

One might also consider using a more parallel paradigm for our communication, such as some form of remote *fork*. Since our language already includes a construct for forking parallel computations, we could have chosen this as the point at which to add communication semantics. Again, this would not have changed the major design problems significantly.

We discarded the possibility of emulating some form of shared address space among the computers. Previous work has shown that with sufficient care moderate efficiency can be achieved in doing this [14]. We do not know whether an approach employing shared addresses is feasible, but two potentially major difficulties spring to mind: first, whether the representation of remote addresses can be integrated into our programming languages (and possibly the underlying machine architecture) without undue upheaval; second, whether acceptable efficiency can be achieved. For example, a host in the PUP internet is represented by a 16-bit address, so a naive implementation of a shared address space would extend the width of language addresses by 16-bits. On the other hand, it is possible that careful use of the address-mapping mechanisms of our virtual memory hardware could allow shared address space without changing the address

IPR2025-00715
DATABRICKS EX1016 Page 4

width. Even on our 10 megabit Ethernets, the minimum average round trip time for a packet exchange is 120 microseconds [7], so the most likely way to approach this would be to use some form of paging system. In summary, a shared address space between participants in RPC might be feasible, but since we were not willing to undertake that research our subsequent design assumes the absence of shared addresses. Our intuition is that with our hardware the cost of a shared address space would exceed the additional benefits.

A principle that we used several times in making design choices is that the semantics of remote procedure calls should be as close as possible to those of local (single-machine) procedure calls. This principle seems attractive as a way of ensuring that the RPC facility is easy to use, particularly for programmers familiar with single-machine use of our languages and packages. Violation of this principle seemed likely to lead us into the complexities that have made previous communication packages and protocols difficult to use. This principle has occasionally caused us to deviate from designs that would seem attractive to those more experienced in distributed computing. For example, we chose to have no time-out mechanism limiting the duration of a remote call (in the absence of machine or communication failures), whereas most communication packages consider this a worthwhile feature. Our argument is that local procedure calls have no time-out mechanism, and our languages include mechanisms to abort an activity as part of the parallel processing mechanism. Designing a new time-out arrangement just for RPC would needlessly complicate the programmer's world. Similarly, we chose the building semantics described below (based closely on the existing Cedar mechanisms) in preference to the ones presented in Nelson's thesis [13].

1.5 Structure

The program structure we use for RPC is similar to that proposed in Nelson's thesis. It is based on the concept of *stubs*. When making a remote call, five pieces of program are involved: the *user*, the *user-stub*, the RPC communications package (known as *RPCRuntime*), the *server-stub*, and the *server*. Their relationship is shown in Figure 1. The user, the user-stub, and one instance of RPCRuntime execute in the caller machine; the server, the server-stub and another instance of RPCRuntime execute in the callee machine. When the user wishes to make a remote call, it actually makes a perfectly normal local call which invokes a corresponding procedure in the user-stub. The user-stub is responsible for placing a specification of the target procedure and the arguments into one or more packets and asking the RPCRuntime to transmit these reliably to the callee machine. On receipt of these packets, the RPCRuntime in the callee machine passes them to the server-stub. The server-stub unpacks them and again makes a perfectly normal local call, which invokes the appropriate procedure in the server. Meanwhile, the calling process in the caller machine is suspended awaiting a result packet. When the call in the server completes, it returns to the server-stub and the results are passed back to the suspended process in the caller machine. There they are unpacked and the user-stub returns them to the user. RPCRuntime is responsible for retransmissions, acknowledgments, packet routing, and encryption. Apart from the effects of multimachine binding and of machine or communication failures, the call happens just as if the user had

IPR2025-00715
DATABRICKS EX1016 Page 5

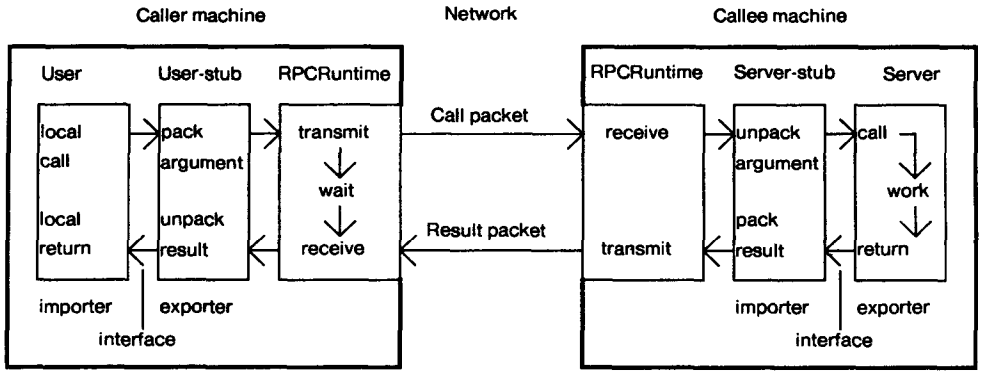

Fig. 1. The components of the system, and their interactions for a simple call.

invoked the procedure in the server directly. Indeed, if the user and server code were brought into a single machine and bound directly together without the stubs, the program would still work.

RPCRuntime is a standard part of the Cedar system. The user and server are written as part of the distributed application. But the user-stub and server-stub are automatically generated, by a program called *Lupine*. This generation is specified by use of Mesa *interface modules*. These are the basis of the Mesa (and Cedar) separate compilation and binding mechanism [9]. An interface module is mainly a list of procedure names, together with the types of their arguments and results. This is sufficient information for the caller and callee to independently perform compile-time type checking and to generate appropriate calling sequences. A *program module* that implements procedures in an interface is said to *export* that interface. A program module calling procedures from an interface is said to *import* that interface. When writing a distributed application, a programmer first writes an interface module. Then he can write the user code that imports that interface and the server code that exports the interface. He also presents the interface to Lupine, which generates the user-stub, (that exports the interface) and the server-stub (that imports the interface). When binding the programs on the caller machine, the user is bound to the user-stub. On the callee machine, the server-stub is bound to the server.

Thus, the programmer does not need to build detailed communication-related code. After designing the interface, he need only write the user and server code. Lupine is responsible for generating the code for packing and unpacking arguments and results (and other details of parameter/result semantics), and for dispatching to the correct procedure for an incoming call in the server-stub. RPCRuntime is responsible for packet-level communications. The programmer must avoid specifying arguments or results that are incompatible with the lack of shared address space. (Lupine checks this avoidance.) The programmer must also take steps to invoke the intermachine binding described in Section 2, and to handle reported machine or communication failures.

2. BINDING

There are two aspects to binding which we consider in turn. First, how does a client of the binding mechanism specify what he wants to be bound to? Second,

IPR2025-00715
DATABRICKS EX1016 Page 6

how does a caller determine the machine address of the callee and specify to the callee the procedure to be invoked? The first is primarily a question of *naming* and the second a question of *location.*

2.1 Naming

The binding operation offered by our RPC package is to bind an importer of an interface to an exporter of an interface. After binding, calls made by the importer invoke procedures implemented by the (remote) exporter. There are two parts to the name of an interface: the *type* and the *instance.* The type is intended to specify, at some level of abstraction, which interface the caller expects the callee to implement. The instance is intended to specify which particular implementor of an abstract interface is desired. For example, the type of an interface might correspond to the abstraction of "mail server," and the instance would correspond to some particular mail server selected from many. A reasonable default for the type of an interface might be a name derived from the name of the Mesa interface module. Fundamentally, the semantics of an interface name are not dictated by the RPC package—they are an agreement between the exporter and the importer, not fully enforceable by the RPC package. However, the means by which an exporter uses the interface name to locate an exporter *are* dictated by the RPC package, and these we now describe.

2.2 Locating an Appropriate Exporter

We use the Grapevine distributed database [1] for our RPC binding. The major attraction of using Grapevine is that it is widely and reliably available. Grapevine is distributed across multiple servers strategically located in our internet topology, and is configured to maintain at least three copies of each database entry. Since the Grapevine servers themselves are highly reliable and the data is replicated, it is extremely rare for us to be unable to look up a database entry. There are alternatives to using such a database, but we find them unsatisfactory. For example, we could include in our application programs the network addresses of the machine with which they wish to communicate: this would bind to a particular machine much too early for most applications. Alternatively, we could use some form of broadcast protocol to locate the desired machine: this would sometimes be acceptable, but as a general mechanism would cause too much interference with innocent bystanders, and would not be convenient for binding to machines not on the same local network.

Grapevine's database consists of a set of entries, each keyed by a character string known as a Grapevine *RName.* There are two varieties of entries: *individuals* and *groups.* Grapevine keeps several items of information for each database entry, but the RPC package is concerned with only two: for each individual there is a *connect-site,* which is a network address, and for each group there is a *member-list,* which is a list of RNames. The RPC package maintains two entries in the Grapevine database for each interface name: one for each type and one for each instance; so the type and instance are both Grapevine RNames. The database entry for the instance is a Grapevine individual whose connect-site is a network address, specifically, the network address of the machine on which that instance was last exported. The database entry for the type is a Grapevine group whose members are the Grapevine RNames of the instances of that type which

IPR2025-00715
DATABRICKS EX1016 Page 7

have been exported. For example, if the remote interface with type FileAccess.Alpine and instance Ebbets.Alpine has been exported by a server running at network address 3#22#, and the remote interface with type FileAccess.Alpine and instance Luther.Alpine has been exported by a server running at network address 3#276#, then the members of the Grapevine group FileAccess.Alpine would include Ebbets.Alpine and Luther.Alpine. The Grapevine individual Ebbets. Alpine would have 3#22# as its connect-site and Luther.Alpine would have 3#276#.

When an exporter wishes to make his interface available to remote clients, the server code calls the server-stub which in turn calls a procedure, ExportInterface, in the RPCRuntime. ExportInterface is given the interface name (type and instance) together with a procedure (known as the *dispatcher*) implemented in the server-stub which will handle incoming calls for the interface. ExportInterface calls Grapevine and ensures that the instance is one of the members of the Grapevine group which is the type, and that the connect-site of (the Grapevine individual which is) the instance is the network address of the exporting machine. This may involve updating the database. As an optimization, the database is not updated if it already contains the correct information—this is usually true: typically an interface of this name has previously been exported, and typically from the same network address. For example, to export the interface with type FileAccess.Alpine and instance Ebbets.Alpine from network address 3#22#, the RPCRuntime would ensure that Ebbets.Alpine in the Grapevine database has connect-site 3#22# and that Ebbets.Alpine is a member of FileAccess.Alpine. The RPCRuntime then records information about this export in a table maintained on the exporting machine. For each currently exported interface, this table contains the interface name, the dispatcher procedure from the server-stub, and a 32-bit value that serves as a permanently unique (machine-relative) identifier of the export. This table is implemented as an array indexed by a small integer. The identifier is guaranteed to be permanently unique by the use of successive values of a 32-bit counter; on start-up this counter is initialized to a one-second real time clock, and the counter is constrained subsequently to be less than the current value of that clock. This constrains the rate of calls on ExportInterface in a single machine to an *average* rate of less than one per second, averaged over the time since the exporting machine was restarted. The burst rate of such calls can exceed one per second (see Figure 2).

When an importer wishes to bind to an exporter, the user code calls its user-stub which in turn calls a procedure, ImportInterface, in the RPCRuntime, giving it the desired interface type and instance. The RPCRuntime determines the network address of the exporter (if there is one) by asking Grapevine for the network address which is the connect-site of the interface instance. The RPCRuntime then makes a remote procedure call to the RPCRuntime package on that machine asking for the binding information associated with this interface type and instance. If the specified machine is not currently exporting that interface this fact is returned to the importing machine and the binding fails. If the specified machine is currently exporting that interface, then the table of current exports maintained by its RPCRuntime yields the corresponding unique identifier; the identifier and the table index are returned to the importing machine

IPR2025-00715
DATABRICKS EX1016 Page 8

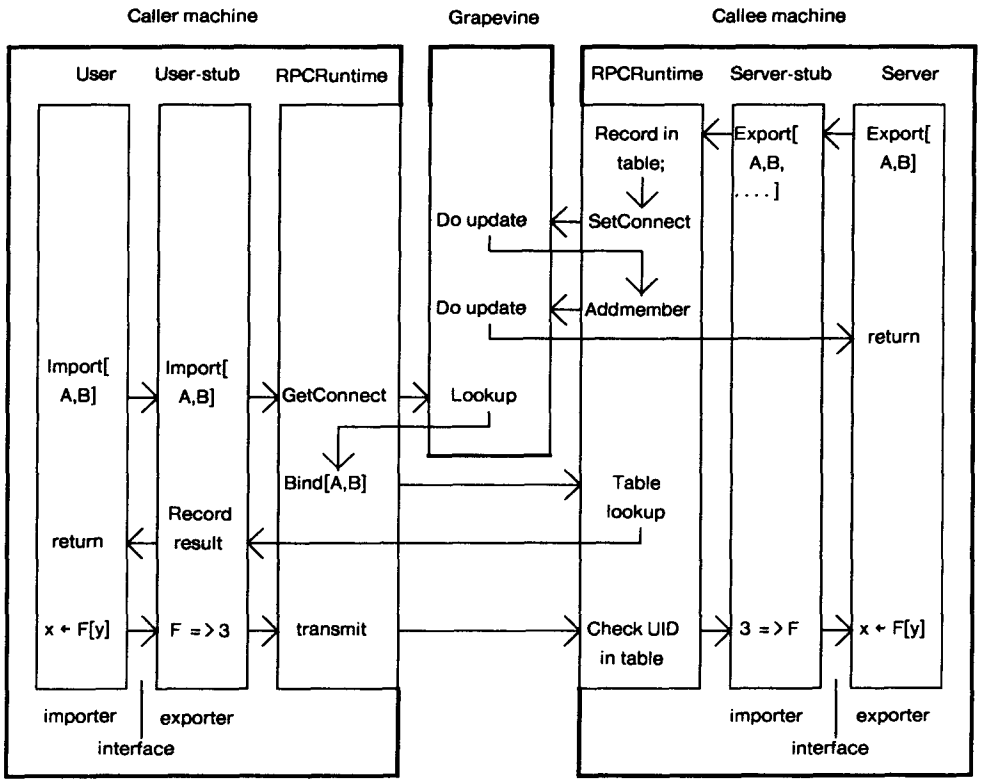

Fig. 2. The sequence of events in binding and a subsequent call. The callee machine exports the remote interface with type A and instance B. The caller machine then imports that interface. We then show the caller initiating a call to procedure F, which is the third procedure of that interface. The return is not shown.

and the binding succeeds. The exporter network address, identifier, and table index are remembered by the user-stub for use in remote calls.

Subsequently, when that user-stub is making a call on the imported remote interface, the call packet it manufactures contains the unique identifier and table index of the desired interface, and the entry point number of the desired procedure relative to the interface. When the RPCRuntime on the callee machine receives a new call packet it uses the index to look up its table of current exports (efficiently), verifies that the unique identifier in the packet matches that in the table, and passes the call packet to the dispatcher procedure specified in the table.

There are several variants of this binding scheme available to our clients. If the importer calling ImportInterface specifies only the interface type but no instance, the RPCRuntime obtains from Grapevine the members of the Grapevine group named by the type. The RPCRuntime then obtains the network address for each of those Grapevine individuals, and tries the addresses in turn to find some instance that will accept the binding request: this is done efficiently,

IPR2025-00715
DATABRICKS EX1016 Page 9

and in an order which tends to locate the closest (most responsive) running exporter. This allows an importer to become bound to the closest running instance of a replicated service, where the importer does not care which instance. Of course, an importer is free to enumerate the instances himself, by enumerating the members of the group named by the type.

The instance may be a network address constant instead of a Grapevine name. This would allow the importer to bind to the exporter without any interaction with Grapevine, at the cost of including an explicit address in the application programs.

2.3 Discussion

There are some important effects of this scheme. Notice that importing an interface has no effect on the data structures in the exporting machine; this is advantageous when building servers that may have hundreds of users, and avoids problems regarding what the server should do about this information in relation to subsequent importer crashes. Also, use of the unique identifier scheme means that bindings are implicitly broken if the exporter crashes and restarts (since the currency of the identifier is checked on each call). We believe that this implicit unbinding is the correct semantics: otherwise a user will not be notified of a crash happening between calls. Finally, note that this scheme allows calls to be made only on procedures that have been explicitly exported through the RPC mechanism. An alternate, slightly more efficient scheme would be to issue importers with the exporter's internal representation of the server-stub dispatcher procedure; this we considered undesirable since it would allow unchecked access to almost any procedure in the server machine and, therefore, would make it impossible to enforce any protection or security schemes.

The access controls that restrict updates to the Grapevine database have the effect of restricting the set of users who will be able to export particular interface names. These are the desired semantics: it should not be possible, for example, for a random user to claim that his workstation is a mail server and to thereby be able to intercept my message traffic. In the case of a replicated service, this access control effect is critical. A client of a replicated service may not know a priori the names of the instances of the service. If the client wishes to use two-way authentication to get the assurance that the service is genuine, and if we wish to avoid using a single password for identifying every instance of the service, then the client must be able to securely obtain the list of names of the instances of the service. We can achieve this security by employing a secure protocol when the client interacts with Grapevine as the interface is being imported. Thus Grapevine's access controls provide the client's assurance that an instance of the service is genuine (authorized).

We have allowed several choices for binding time. The most flexible is where the importer specifies only the type of the interface and not its instance: here the decision about the interface instance is made dynamically. Next (and most common) is where the interface instance is an RName, delaying the choice of a particular exporting machine. Most restrictive is the facility to specify a network address as an instance, thus binding it to a particular machine at compile time. We also provide facilities allowing an importer to dynamically instantiate interfaces and to import them. A detailed description of how this is done would be

IPR2025-00715
DATABRICKS EX1016 Page 10

too complicated for this paper, but in summary it allows an importer to bind his program to several exporting machines, even when the importer cannot know statically how many machines he wishes to bind to. This has proved to be useful in some open-ended multimachine algorithms, such as implementing the manager of a distributed atomic transaction. We have not allowed binding at a finer grain than an entire interface. This was not an option we considered, in light of inutility of this mechanism in the packages and systems we have observed.

3. PACKET-LEVEL TRANSPORT PROTOCOL

3.1 Requirements

The semantics of RPCs can be achieved without designing a specialized packet-level protocol. For example, we could have built our package using the PUP byte stream protocol (or the Xerox NS sequenced packet protocol) as our transport layer. Some of our previous experiments [13] were made using PUP byte streams, and the Xerox NS "Courier" RPC protocol [4] uses the NS sequenced packet protocol. Grapevine protocols are essentially similar to remote procedure calls, and use PUP byte streams. Our measurements [13] and experience with each of these implementations convinced us that this approach was unsatisfactory. The particular nature of RPC communication means that there are substantial performance gains available if one designs and implements a transport protocol specially for RPC. Our experiments indicated that a performance gain of a factor of ten might be possible.

An intermediate stance might be tenable: we have never tried the experiment of using an existing transport protocol and building an implementation of it specialized for RPC. However, the request-response nature of communication with RPC is sufficiently unlike the large data transfers for which bytes streams are usually employed that we do not believe this intermediate position to be tenable.

One aim we emphasized in our protocol design was minimizing the elapsed real-time between initiating a call and getting results. With protocols for bulk data transfer this is not important: most of the time is spent actually transferring the data. We also strove to minimize the load imposed on a server by substantial numbers of users. When performing bulk data transfers, it is acceptable to adopt schemes that lead to a large cost for setting up and taking down connections, and that require maintenance of substantial state information during a connection. These are acceptable because the costs are likely to be small relative to the data transfer itself. This, we believe, is untrue for RPC. We envisage our machines being able to serve substantial numbers of clients, and it would be unacceptable to require either a large amount of state information or expensive connection handshaking.

It is this level of the RPC package that defines the semantics and the guarantees we give for calls. We guarantee that if the call returns to the user then the procedure in the server has been invoked precisely once. Otherwise, an exception is reported to the user and the procedure will have been invoked either once or not at all—the user is not told which. If an exception is reported, the user does not know whether the server has crashed or whether there is a problem in the communication network. Provided the RPCRuntime on the server machine is

IPR2025-00715
DATABRICKS EX1016 Page 11

still responding, there is no upper bound on how long we will wait for results; that is, we will abort a call if there is a communication breakdown or a crash but not if the server code deadlocks or loops. This is identical to the semantics of local procedure calls.

3.2 Simple Calls

We have tried to make the per call communication particularly efficient for the situation where all of the arguments will fit in a single packet buffer, as will all of the results, and where frequent calls are being made. To make a call, the caller sends a *call packet* containing a call identifier (discussed below), data specifying the desired procedure (as described in connection with binding), and the arguments. When the callee machine receives this packet the appropriate procedure is invoked. When the procedure returns, a *result packet* containing the same call identifier, and the results, is sent back to the caller.

The machine that transmits a packet is responsible for retransmitting it until an acknowledgment is received, in order to compensate for lost packets. However, the result of a call is sufficient acknowledgment that the call packet was received, and a call packet is sufficient to acknowledge the result packet of the previous call made by that process. Thus in a situation where the duration of a call and the interval between calls are each less than the transmission interval, we transmit precisely two packets per call (one in each direction). If the call lasts longer or there is a longer interval between calls, up to two additional packets may be sent (the retransmission and an explicit acknowledgment packet); we believe this to be acceptable because in those situations it is clear that communication costs are no longer the limiting factor on performance.

The call identifier serves two purposes. It allows the caller to determine that the result packet is truly the result of his current call (not, for example, a much delayed result of some previous call), and it allows the callee to eliminate duplicate call packets (caused by retransmissions, for example). The call identifier consists of the calling machine identifier (which is permanent and globally unique), a machine-relative identifier of the calling process, and a sequence number. We term the pair [machine identifier, process] an *activity*. The important property of an activity is that each activity has at most one outstanding remote call at any time—it will not initiate a new call until it has received the results of the preceding call. The call sequence number must be monotonic for each activity (but not necessarily sequential). The RPCRuntime on a callee machine maintains a table giving the sequence number of the last call invoked by each calling activity. When a call packet is received, its call identifier is looked up in this table. The call packet can be discarded as a duplicate (possibly after acknowledgment) unless its sequence number is greater than that given in this table. Figure 3 shows the packets transmitted in simple calls.

It is interesting to compare this arrangement with connection establishment, maintenance and termination in more heavyweight transport protocols. In our protocol, we think of a *connection* as the shared state information between an activity on a calling machine and the RPCRuntime package on the server machine accepting calls from that activity. We require no special connection establishment

IPR2025-00715
DATABRICKS EX1016 Page 12

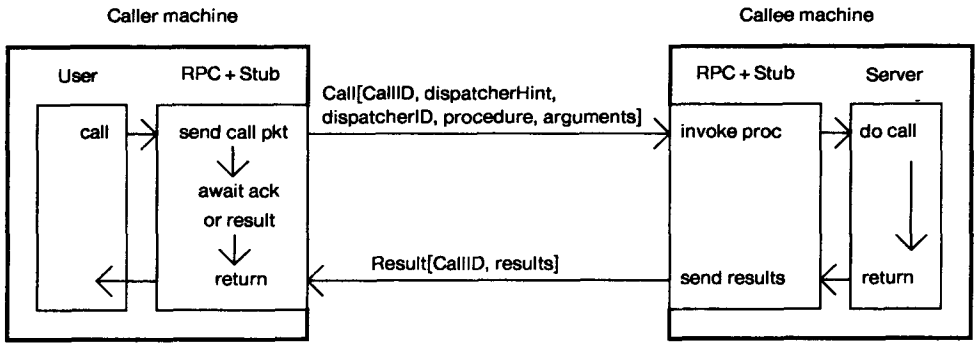

Fig. 3. The packets transmitted during a simple call.

protocol (compared with the two-packet handshake required in many other protocols); receipt of a call packet from a previously unknown activity is sufficient to create the connection implicitly. When the connection is active (when there is a call being handled, or when the last result packet of the call has not yet been acknowledged), both ends maintain significant amounts of state information. However, when the connection is idle the only state information in the server machine is the entry in its table of sequence numbers. A caller has minimal state information when a connection is idle: a single machine-wide counter is sufficient. When initiating a new call, its sequence number is just the next value of this counter. This is why sequence numbers in the calls from an activity are required only to be monotonic, not sequential. When a connection is idle, no process in either machine is concerned with the connection. No communications (such as "pinging" packet exchanges) are required to maintain idle connections. We have no explicit connection termination protocol. If a connection is idle, the server machine may discard its state information after an interval, when there is no longer any danger of receiving retransmitted call packets (say, after five minutes), and it can do so without interacting with the caller machine. This scheme provides the guarantees of traditional connection-oriented protocols without the costs. Note, however, that we rely on the unique identifier we introduced when doing remote binding. Without this identifier we would be unable to detect duplicates if a server crashed and then restarted while a caller was still retransmitting a call packet (not very likely, but just plausible). We are also assuming that the call sequence number from an activity does not repeat even if the calling machine is restarted (otherwise a call from the restarted machine might be eliminated as a duplicate). In practice, we achieve this as a side effect of a 32-bit *conversation identifier* which we use in connection with secure calls. For non-secure calls, a conversation identifier may be thought of as a permanently unique identifier which distinguishes incarnations of a calling machine. The conversation identifier is passed with the call sequence number on every call. We generate conversation identifiers based on a 32-bit clock maintained by every machine (initialized from network time servers when a machine restarts).

From experience with previous systems, we anticipate that this light-weight connection management will be important in building large and busy distributed systems.

IPR2025-00715
DATABRICKS EX1016 Page 13

3.3 Complicated Calls

As mentioned above, the transmitter of a packet is responsible for retransmitting it until it is acknowledged. In doing so, the packet is modified to request an explicit acknowledgment. This handles lost packets, long duration calls, and long gaps between calls. When the caller is satisfied with its acknowledgments, the caller process waits for the result packet. While waiting, however, the caller periodically sends a *probe* packet to the callee, which the callee is expected to acknowledge. This allows the caller to notice if the callee has crashed or if there is some serious communication failure, and to notify the user of an exception. Provided these probes continue to be acknowledged the caller will wait indefinitely, happy in the knowledge that the callee is (or claims to be) working on the call. In our implementation the first of these probes is issued after a delay of slightly more than the approximate round-trip time between the machines. The interval between probes increases gradually, until, after about 10 minutes, the probes are being sent once every five minutes. Each probe is subject to retransmission strategies similar to those used for other packets of the call. So if there is a communication failure, the caller will be told about it fairly soon, relative to the total time the caller has been waiting for the result of the call. Note that this will only detect failures in the communication levels: it will not detect if the callee has deadlocked while working on the call. This is in keeping with our principle of making RPC semantics similar to local procedure call semantics. We have language facilities available for watching a process and aborting it if this seems appropriate; these facilities are just as suitable for a process waiting on a remote call.

A possible alternative strategy for retransmissions and acknowledgments is to have the recipient of a packet spontaneously generate an acknowledgment if he doesn't generate the next packet significantly sooner than the expected retransmission interval. This would save the retransmission of a packet when dealing with long duration calls or large gaps between calls. We decided that saving this packet was not a large enough gain to merit the extra cost of detecting that the spontaneous acknowledgment was needed. In our implementation this extra cost would be in the form of maintaining an additional data structure to enable an extra process in the server to generate the spontaneous acknowledgment, when appropriate, plus the computational cost of the extra process deciding when to generate the acknowledgment. In particular, it would be difficult to avoid incurring extra cost when the acknowledgment is not needed. There is no analogous extra cost to the caller, since the caller necessarily has a retransmission algorithm in case the call packet is lost.

If the arguments (or results) are too large to fit in a single packet, they are sent in multiple packets with each but the last requesting explicit acknowledgment. Thus when transmitting a large call argument packets are sent alternately by the caller and callee, with the caller sending data packets and the callee responding with acknowledgments. This allows the implementation to use only one packet buffer at each end for the call, and avoids the necessity of including the buffering and flow control strategies found in normal-bulk data transfer protocols. To permit duplicate elimination, these multiple data packets within a call each has a call-relative sequence number. Figure 4 shows the packet sequences for complicated calls.

IPR2025-00715
DATABRICKS EX1016 Page 14

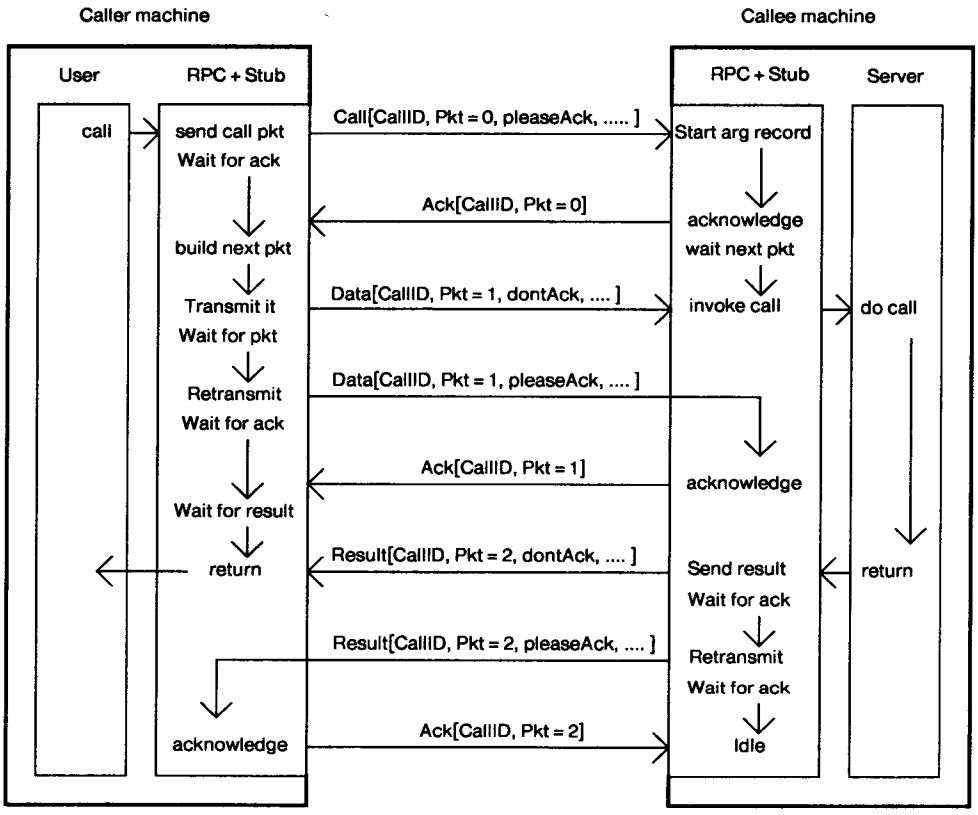

Fig. 4. A complicated call. The arguments occupy two packets. The call duration is long enough to require retransmission of the last argument packet requesting an acknowledgment, and the result packet is retransmitted requesting an acknowledgment because no subsequent call arrived.

As described in Section 3.1, this protocol concentrates on handling simple calls on local networks. If the call requires more than one packet for its arguments or results, our protocol sends more packets than are logically required. We believe this is acceptable; there is still a need for protocols designed for efficient transfer of bulk data, and we have not tried to incorporate both RPC and bulk data in a single protocol. For transferring a large amount of data in one direction, our protocol sends up to twice as many packets as a good bulk data protocol would send (since we acknowledge each packet). This would be particularly inappropriate across long haul networks with large delays and high data rates. However, if the communication activity can reasonably be represented as procedure calls, then our protocol has desirable characteristics even across such long haul networks. It is sometimes practical to use RPC for bulk data transfer across such networks, by multiplexing the data between several processes each of which is making single packet calls—the penalty then is just the extra acknowledgment per packet, and in some situations this is acceptable. The dominant advantage of requiring one acknowledgment for each argument packet (except the last one) is that it simplifies and optimizes the implementation. It would be possible to

IPR2025-00715
DATABRICKS EX1016 Page 15

use our protocol for simple calls, and to switch automatically to a more conventional protocol for complicated ones. We have not explored this possibility.

3.4 Exception Handling

The Mesa language provides quite elaborate facilities for a procedure to notify exceptions to its caller. These exceptions, called *signals*, may be thought of as dynamically bound procedure activations: when an exception is raised, the Mesa runtime system dynamically scans the call stack to determine if there is a *catch phrase* for the exception. If so, the body of the catch phrase is executed, with arguments given when the exception was raised. The catch phrase may return (with results) causing execution to resume where the exception was raised, or the catch phrase may terminate with a jump out into a lexically enclosing context. In the case of such termination, the dynamically newer procedure activations on the call stack are unwound (in most-recent-first order).

Our RPC package faithfully emulates this mechanism. There are facilities in the protocol to allow the process on the server machine handling a call to transmit an exception packet in place of a result packet. This packet is handled by the RPCRuntime on the caller machine approximately as if it were a call packet, but instead of invoking a new call it raises an exception in the appropriate process. If there is an appropriate catch phrase, it is executed. If the catch phrase returns, the results are passed back to the callee machine, and events proceed normally. If the catch phrase terminates by a jump then the callee machine is so notified, which then unwinds the appropriate procedure activations. Thus we have again emulated the semantics of local calls. This is not *quite* true: in fact we permit the callee machine to communicate only those exceptions which are defined in the Mesa interface which the callee exported. This simplifies our implementation (in translating the exception names from the callee's machine environment to the caller's), and provides some protection and debugging assistance. The programming convention in single machine programs is that if a package wants to communicate an exception to its caller then the exception should be defined in the package's interface; other exceptions should be handled by a debugger. We have maintained and enforced this convention for RPC exceptions.

In addition to exceptions raised by the callee, the RPCRuntime may raise a *call failed* exception if there is some communication difficulty. This is the primary way in which our clients note the difference between local and remote calls.

3.5 Use of Processes

In Mesa and Cedar, parallel processes are available as a built-in language feature. Process creation and changing the processor state on a process swap are considered inexpensive. For example, forking a new process costs about as much as ten (local) procedure calls. A process swap involves swapping an evaluation stack and one register, and invalidating some cached information. However, on the scale of a remote procedure call, process creation and process swaps can amount to a significant cost. This was shown by some of Nelson's experiments [13]. Therefore we took care to keep this cost low when building this package and designing our protocol.

IPR2025-00715
DATABRICKS EX1016 Page 16

The first step in reducing cost is maintaining in each machine a stock of idle *server processes* willing to handle incoming packets. This means that a call can be handled without incurring the cost of process creation, and without the cost of initializing some of the state of the server process. When a server process is entirely finished with a call, it reverts to its idle state instead of dying. Of course, excess idle server processes kill themselves if they were created in response to a transient peak in the number of RPC calls.

Each packet contains a *process identifier* for both source and destination. In packets from the caller machine, the source process identifier is the calling process. In packets from the callee machine, the source process identifier is the server process handling the call. During a call, when a process transmits a packet it sets the destination process identifier in the packet from the source process identifier in the preceding packet of the call. If a process is waiting for the next packet in a call, the process notes this fact in a (simple) data structure shared with our Ethernet interrupt handler. When the interrupt handler receives an RPC packet, it looks at the destination process identifier. If the corresponding process on this machine is at this time waiting for an RPC packet, then the incoming packet is dispatched directly to that process. Otherwise, the packet is dispatched to an idle server process (which then decides whether the packet is part of a current call requiring an acknowledgment, the start of a new call that this server process should handle, or a duplicate that may be discarded). This means that in most cases an incoming packet is given to the process that wants it with one process swap. (Of course, these arrangements are resilient to being given an incorrect process identifier.) When a calling activity initiates a new call, it attempts to use as its destination the identifer of the process that handled the previous call from that activity. This is beneficial, since that process is probably waiting for an acknowledgment of the results of the previous call, and the new call packet will be sufficient acknowledgment. Only a slight performance degradation will result from the caller using a wrong destination process, so a caller maintains only a single destination process for each calling process.

In summary, the normal sequence of events is as follows: A process wishing to make a call manufactures the first packet of the call, guesses a plausible value for the destination process identifier and sets the source to be itself. It then presents the packet to the Ethernet output device and waits for an incoming packet. In the callee machine, the interrupt handler receives the packet and notifies an appropriate server process. The server process handles the packet, then manufactures the response packet. The destination process identifier in this packet will be that of the process waiting in the caller machine. When the response packet arrives in the caller machine, the interrupt handler there passes it directly to the calling process. The calling process now knows the process identifier of the server process, and can use this in subsequent packets of the call, or when initiating a later call.

The effect of this scheme is that in simple calls no processes are created, and there are typically only four process swaps in each call. Inherently, the minimum possible number of process swaps is two (unless we busy-wait)—we incurred the extra two because incoming packets are handled by an interrupt handler instead of being dispatched to the correct process directly by the device microcode (because we decided not to write specialized microcode).

IPR2025-00715
DATABRICKS EX1016 Page 17

3.6 Other Optimizations

The above discussion shows some optimizations we have adopted: we use subsequent packets for implicit acknowledgment of previous packets, we attempt to minimize the costs of maintaining our connections, we avoid costs of establishing and terminating connections, and we reduce the number of process switches involved in a call. Some other detailed optimizations also have significant payoff.

When transmitting and receiving RPC packets we bypass the software layers that correspond to the normal layers of a protocol hierarchy. (Actually, we only do so in cases where caller and callee are on the same network—we still use the protocol hierarchy for internetwork routing.) This provides substantial performance gains, but is, in a sense, cheating: it is a successful optimization because only the RPC package uses it. That is, we have modified the network-driver software to treat RPC packets as a special case; this would not be profitable if there were ten special cases. However, our aims imply that RPC *is* a special case: we intend it to become the dominant communication protocol. We believe that the utility of this optimization is not just an artifact of our particular implementation of the layered protocol hierarchy. Rather, it will always be possible for one particular transport level protocol to improve its performance significantly by by-passing the full generality of the lower layers.

There are reasonable optimizations that we do not use: we could refrain from using the internet packet format for local network communication, we could use specialized packet formats for the simple calls, we could implement special purpose network microcode, we could forbid non-RPC communication, or we could save even more process switches by using busy-waits. We have avoided these optimizations because each is in some way inconvenient, and because we believe we have achieved sufficient efficiency for our purposes. Using them would probably have provided an extra factor of two in our performance.

3.7 Security

Our RPC package and protocol include facilities for providing encryption-based security for calls. These facilities use Grapevine as an authentication service (or *key distribution center*) and use the federal data encryption standard [5]. Callers are given a guarantee of the identity of the callee, and vice versa. We provide full end-to-end encryption of calls and results. The encryption techniques provide protection from eavesdropping (and conceal patterns of data), and detect attempts at modification, replay, or creation of calls. Unfortunately, there is insufficient space to describe here the additions and modifications we have made to support this mechanism. It will be reported in a later paper.

4. PERFORMANCE

As we have mentioned already, Nelson's thesis included extensive analysis of several RPC protocols and implementations, and included an examination of the contributing factors to the differing performance characteristics. We do not repeat that information here.

We have made the following measurements of use of our RPC package. The measurements were made for remote calls between two Dorados connected by an

IPR2025-00715
DATABRICKS EX1016 Page 18

Table I. Performance Results for Some Examples of Remote Calls

Procedure	Minimum	Median	Transmission	Local-only
no args/results	1059	1097	131	9
1 arg/result	1070	1105	142	10
2 args/results	1077	1127	152	11
4 args/results	1115	1171	174	12
10 args/results	1222	1278	239	17
1 word array	1069	1111	131	10
4 word array	1106	1153	174	13
10 word array	1214	1250	239	16
40 word array	1643	1695	566	51
100 word array	2915	2926	1219	98
resume except'n	2555	2637	284	134
unwind except'n	3374	3467	284	196

Ethernet. The Ethernet had a raw data rate of 2.94 megabits per second. The Dorados were running Cedar. The measurements were made on an Ethernet shared with other users, but the network was lightly loaded (apart from our tests), at five to ten percent of capacity. The times shown in Table I are all in microseconds, and were measured by counting Dorado microprocessor cycles and dividing by the known crystal frequency. They are accurate to within about ten percent. The times are elapsed times: they include time spent waiting for the network and time used by interference from other devices. We are measuring from when the user program invokes the local procedure exported by the user-stub until the corresponding return from that procedure call. This interval includes the time spent inside the user-stub, the RPCRuntime on both machines, the server-stub, and the server implementation of the procedures (and transmission times in both directions). The test procedures were all exported to a single interface. We were not using any of our encryption facilities.

We measured individually the elapsed times for 12,000 calls on each procedure. Table I shows the minimum elapsed time we observed, and the median time. We also present the total packet transmission times for each call (as calculated from the known packet sizes used by our protocol, rather than from direct measurement). Finally, we present the elapsed time for making corresponding calls if the user program is bound directly to the server program (i.e., when making a purely local call, without any involvement of the RPC package). The time for purely local calls should provide the reader with some calibration of the speed of the Dorado processor and the Mesa language. The times for local calls also indicate what part of the total time is due to the use of RPC.

The first five procedures had, respectively, 0, 1, 2, 4 and 10 arguments and 0, 1, 2, 4 and 10 results, each argument or result being 16 bits long. The next five procedures all had one argument and one result, each argument or result being an array of size 1, 4, 10, 40 and 100 words respectively. The second line from the bottom shows a call on a procedure that raises an exception which the caller resumes. The last line is for the same procedure raising an exception that the caller causes to be unwound.

For transferring large amounts of data in one direction, protocols other than RPC have an advantage, since they can transmit fewer packets in the other

IPR2025-00715
DATABRICKS EX1016 Page 19

direction. Nevertheless, by interleaving parallel remote calls from multiple processes, we have achieved a data rate of 2 megabits per second transferring between Dorado main memories on the 3 megabit Ethernet. This is equal to the rate achieved by our most highly optimized byte stream implementation (written in BCPL).

We have not measured the cost of exporting or importing an interface. Both of these operations are dominated by the time spent talking to the Grapevine server(s). After locating the exporter machine, calling the exporter to determine the dispatcher identifier uses an RPC call with a few words of data.

5. STATUS AND DISCUSSIONS

The package as we have described it is fully implemented and in use by Cedar programmers. The entire RPCRuntime package amounts to four Cedar modules (packet exchange, packet sequencing, binding and security), totalling about 2,200 lines of source code. Lupine (the stub generator) is substantially larger. Clients are using RPC for several projects, including the complete communication protocol for *Alpine* (a file server supporting multimachine transactions), and the control communication for an Ethernet-based telephone and audio project. (It has also been used for two network games, providing real-time communication between players on multiple machines.) All of our clients have found the package convenient to use, although neither of the projects is yet in full-scale use. Implementations of the protocol have been made for BCPL, InterLisp, SmallTalk and C.

We are still in the early stages of acquiring experience with the use of RPC and certainly more work needs to be done. We will have much more confidence in the strength of our design and the appropriateness of RPC when it has been used in earnest by the projects that are now committing to it. There are certain circumstances in which RPC seems to be the wrong communication paradigm. These correspond to situations where solutions based on multicasting or broadcasting seem more appropriate [2]. It may be that in a distributed environment there are times when procedure calls (together with our language's parallel processing and coroutine facilities) are not a sufficiently powerful tool, even though there do not appear to be any such situations in a single machine.

One of our hopes in providing an RPC package with high performance and low cost is that it will encourage the development of new distributed applications that were formerly infeasible. At present it is hard to justify some of our insistence on good performance because we lack examples demonstrating the importance of such performance. But our belief is that the examples will come: the present lack is due to the fact that, historically, distributed communication has been inconvenient and slow. Already we are starting to see distributed algorithms being developed that are not considered a major undertaking; if this trend continues we will have been successful.

A question on which we are still undecided is whether a sufficient level of performance for our RPC aims can be achieved by a general purpose transport protocol whose implementation adopts strategies suitable for RPC as well as ones suitable for bulk data transfer. Certainly, there is no entirely convincing argument that it would be impossible. On the other hand, we have not yet seen it achieved.

IPR2025-00715
DATABRICKS EX1016 Page 20

We believe the parts of our RPC package here discussed are of general interest in several ways. They represent a particular point in the design spectrum of RPC. We believe that we have achieved very good performance without adopting extreme measures, and without sacrificing useful call and parameter semantics. The techniques for managing transport level connections so as to minimize the communication costs and the state that must be maintained by a server are important in our experience of servers dealing with large numbers of users. Our binding semantics are quite powerful, but conceptually simple for a programmer familiar with single machine binding. They were easy and efficient to implement.

REFERENCES

1. BIRRELL, A. D., LEVIN, R., NEEDHAM, R. M. AND SCHROEDER, M. D. Grapevine: an exercise in distributed computing. *Commun. ACM 25*, 4 (April 1982), 260–274.
2. BOGGS, D. R. Internet Broadcasting. PhD dissertation, Department of Electrical Engineering, Stanford University, Jan. 1982.
3. BOGGS, D. R., SHOCH, J. R., TAFT, E. A. AND METCALF, R. M. PUP: An internetwork architecture. *IEEE Trans. Commun. 28*, 4 (April 1980), 612–634.
4. Courier: the remote procedure call protocol. Xerox System Integration Standard XSIS-038112, Xerox Corporation, Stamford, Connecticut, Dec. 1981.
5. DATA ENCRYPTION STANDARD. *FIPS Publication 46*. National Bureau of Standards, U.S. Department of Commerce, Washington D.C., January 1977.
6. DEUTSCH, L. P. AND TAFT, E. A. Requirements for an exceptional programming environment. Tech. Rep. CSL-80-10, Xerox Palo Alto Research Center, Palo Alto, Calif., 1980.
7. Ethernet, a local area network: data link layer and physical layer specifications version 1.0. Digital Equipment Corporation, Intel Corporation, Xerox Corporation, Sept. 1980.
8. LAMPSON, B. W. AND PIER, K. A. A processor for a high-performance personal computer. In *Proc 7th IEEE Symposium on Computer Architecture*, (May 1980), IEEE, New York, pp. 146–160.
9. LAMPSON, B. W. AND SCHMIDT, E. E. Practical use of a polymorphic applicative language. In *Proc. Tenth Annual ACM Symposium on Principles of Programming Languages* (Austin, Texas, Jan. 24–26), ACM, New York (1983), pp. 237–255.
10. LISKOV, B. Primitives for distributed computing. *Oper. Syst. Rev. 13*, 5 (Dec. 1979), 33–42.
11. METCALFE, R. M. AND BOGGS, D. R. Ethernet: Distributed packet switching for local computer networks. *Commun. ACM 19*, 7 (July 1976), 395–404.
12. MITCHELL, J. G., MAYBURY, W. AND SWEET, R. Mesa language manual (Version 5.0). Tech. Rep. CSL-79-3, Xerox Palo Alto Research Center, Palo Alto, Calif. 1979.
13. NELSON, B. J. Remote procedure call. Tech. Rep. CSL-81-9, Xerox Palo Alto Research Center, Palo Alto, Calif. 1981.
14. SPECTOR, A. Z. Performing remote operations efficiently on a local computer network. *Commun. ACM 25*, 4 (April 1982), 246–260.
15. WHITE, J. E. A high-level framework for network-based resource sharing. In *Proc. National Computer Conference*, (June 1976).

Received March 1983; revised November 1983; accepted November 1983

IPR2025-00715
DATABRICKS EX1016 Page 21