U.S. District Court for the Central District of California C.D.Cal.

Showing **5,196** Patent cases in C.D.Cal.; pending between 2009-01-01 and 2025-07-24 .; sorted by most recent docket activity.

Summary

Case Filings

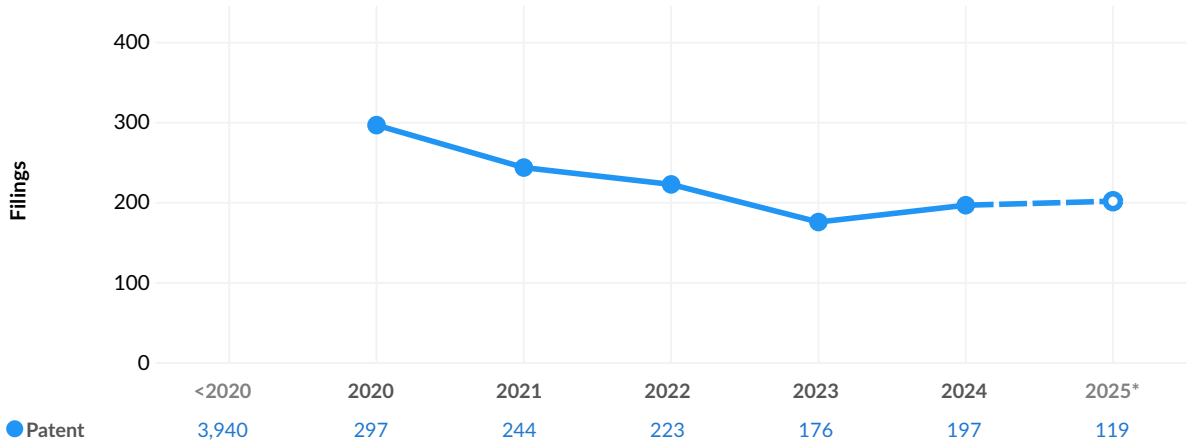

* 2025 numbers are year-to-date. Open dots are full-year estimates.

Cases by Type

Case Types	Cases
Copyright	165
Patent	5,196
Trade Secret	80
Trademark	816
Antitrust	65
Civil Rights	1
Contracts	522
Employment	3
Securities	1
Internet	9
Class Action	2

All other Case Types have 0 results in this case list.

District Judges

James V. Selna (C.D.Cal.)	547	11%
George H. Wu (C.D.Cal.)	487	9%
John Arnold Kronstadt (C.D.Cal.)	452	9%
David O. Carter (C.D.Cal.)	363	7%
Andrew J. Guilford (C.D.Cal.)	348	7%

58 Other Judges

Case Status

Open: 223 (4%) Terminated: 4,973 (96%)

GOOGLE EXHIBIT 1028
GOOGLE v. SANDPIPER
IPR2025-00826

Timing

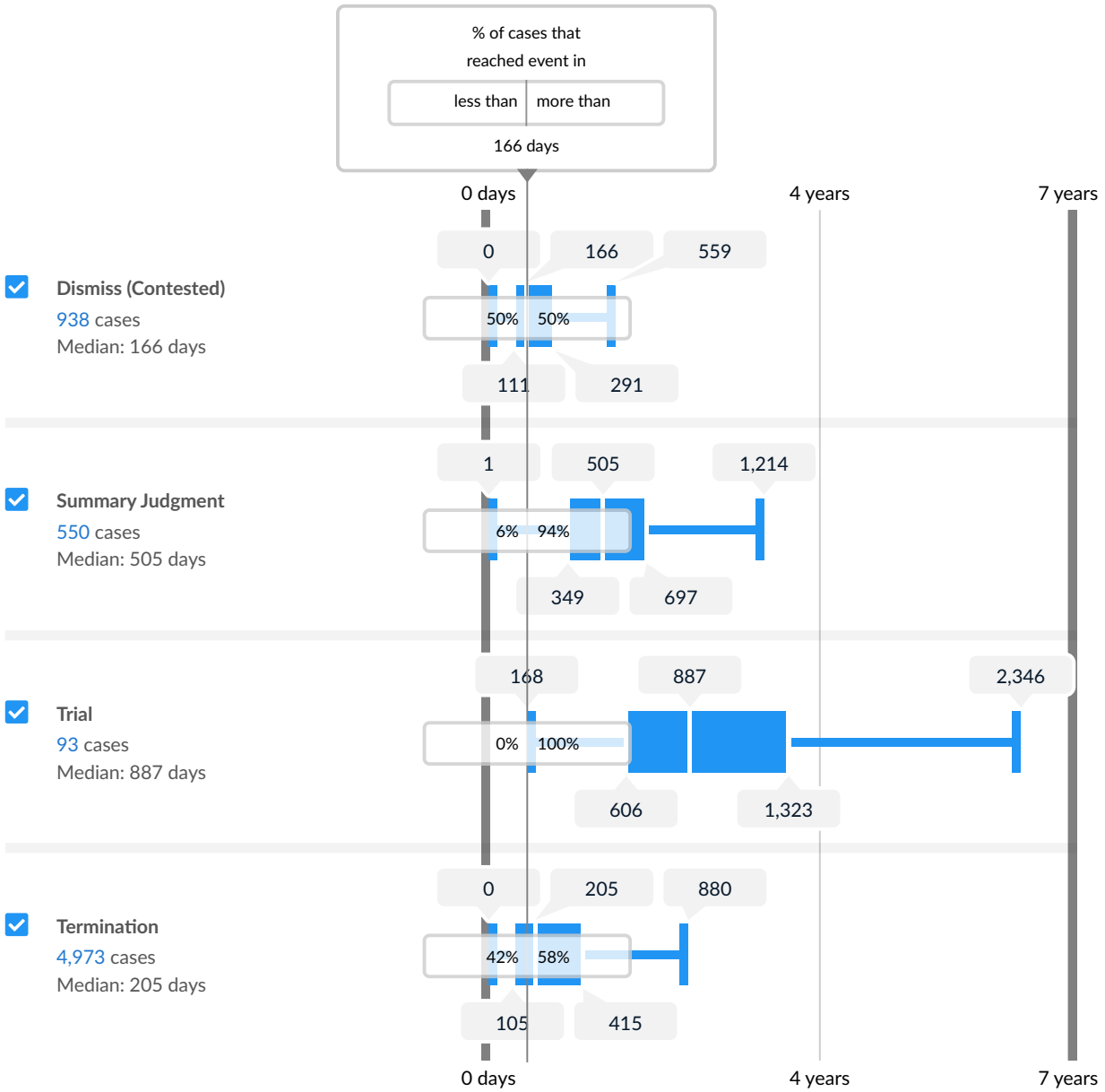

Event	Cases Reaching Event	Median Days from Case Filing to Order
Temporary Restraining Order (Grant)	7	n/a
Temporary Restraining Order (Deny)	26	19
Preliminary Injunction (Grant)	26	136
Preliminary Injunction (Deny)	46	245
Permanent Injunction (Grant)	406	257
Permanent Injunction (Deny)	6	n/a
Class Certification	1	n/a
Claim Construction Hearing	403	367

Parties

Top Plaintiffs	Top Defendants
Deckers Outdoor Corporation	Amazon.com, Inc.
The Tawnsaura Group, LLC	Target Corporation
Network Signatures Inc	Vizio, Inc.
Shipping and Transit, LLC	Microsoft Corporation
Thermolife International, LLC	Wal-Mart Stores, Inc.

* Top Parties rankings are based on approximate case counts. To see the most precise details, please run the Parties Report.

Case Resolutions

Claimant Win	**475**	**9%**
Default Judgment	124	2%
Consent Judgment	277	5%
Judgment on the Pleadings	2	0%
Summary Judgment	36	1%
Trial	34	1%
Judgment as a Matter of Law	2	0%
Decision on Bankruptcy Appeal	0	0%
Claim Defendant Win	**210**	**4%**
Default Judgment	4	0%
Consent Judgment	25	0%
Judgment on the Pleadings	43	1%
Summary Judgment	116	2%
Trial	18	0%
Judgment as a Matter of Law	4	0%
Decision on Bankruptcy Appeal	0	0%

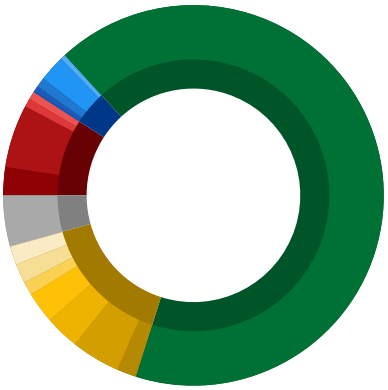

Likely Settlement	**3,467**	**67%**
Likely Settlement	3,467	67%
Class Action Settlement	0	0%
Procedural Resolution	**820**	**16%**
Contested Dismissal	85	2%
Dismissal	216	4%
Consolidation	152	3%
Severance	0	0%
Interdistrict Transfer	138	3%
Intradistrict Transfer	60	1%
Stay	85	2%
Multidistrict Litigation	82	2%
Sealed	0	0%
Appeal Pending	2	0%
No Case Resolution	**224**	**4%**
Open Cases	223	4%
Other	1	0%

Class Action

Case Filings

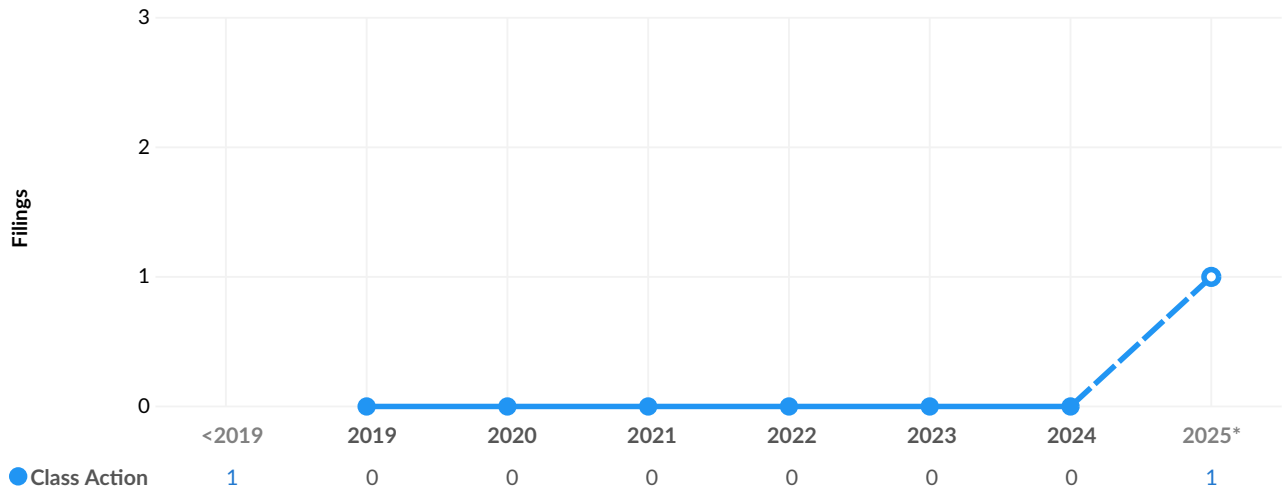

* 2025 numbers are year-to-date. Open dots are full-year estimates.

Class Action Damages

No class action damages in this case list.

Class Certification

Finding	Cases
Class Certification: Deny	1

Class Certification Denial

Finding	Cases
No 23(a)(4) Adequate Representation	1
No 23(B)(3) Predominance and Superiority	1
Other Rule 23 Denial	1

Estimated Class Size

No results found

Class Action Cases by Type

Case Type	Cases
Patent	2
Contracts	1

Non-Monetary Relief

No cases with Approved Class Action Settlement (Class Action) found.

Damages

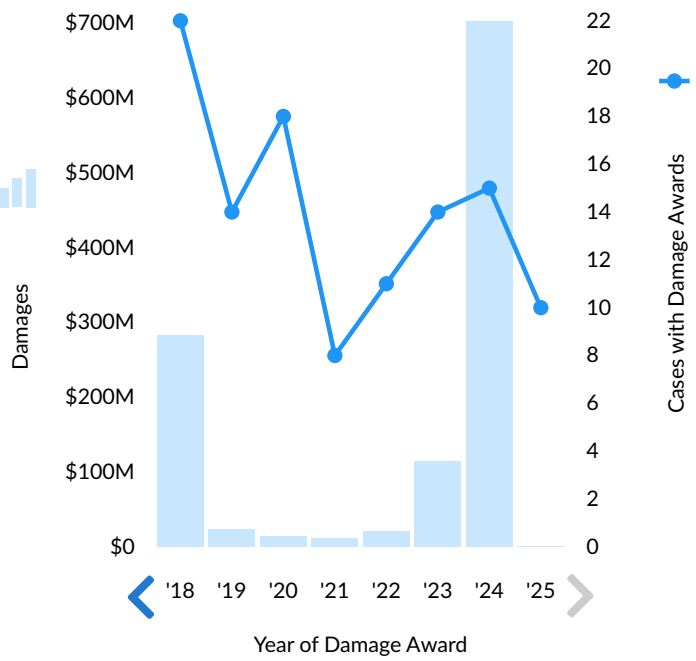
$700M
$600M
$500M
$400M
$300M
$200M
$100M
$0
Damages
22
20
18
16
14
12
10
8
6
4
2
0
Cases with Damage Awards
'18
'19
'20
'21
'22
'23
'24
'25
Year of Damage Award

DAMAGE TYPE	CASES	AMOUNT
General Damages	**245**	**$202,831,168**
Other / Mixed Damage Types	45	$37,862,339
Attorneys' Fees / Costs	214	$38,371,322
Prejudgment Interest	21	$126,597,507
Copyright Damages	**6**	**$838,379**
Actual Damages / Infringer's Profits	2	$436,379
Statutory Damages	4	$402,000
Patent Damages	**63**	**$1,135,080,588**
Reasonable Royalty	45	$904,492,578
Lost Profits	16	$21,522,834
Enhanced Damages	17	$209,065,176
Trademark Damages	**29**	**$67,523,785**
Actual Damages / Infringer's Profits	13	$41,987,991
Statutory Damages	16	$22,150,000
Enhanced Damages	5	$3,385,794
Mass Counterfeiter Default Damages	1	N/A
Contracts Damages	**6**	**$38,587,429**
Contract Damages	5	$28,203,405
Tort Compensatory Damages	2	$1,595,474
Punitive Damages	1	$8,788,550
Employment Damages	**1**	**$101,566**
Backpay	1	$101,566

Grand Total: $1,444,962,915

Practice Areas with no damage awards are not shown.

Visit Damage Awards search to explore individual damage awards or to see voided or reversed damages.

Remedies

Permanent Injunction

Judgment on Merits

Grant: 19 (83%) Deny: 4 (17%)

	Default Judgment	Consent Judgment	Judgment on Merits
Grant	115	288	19
Deny	2	0	4
Total	117	288	23

Preliminary Injunction

Judgment on Merits



Grant: 22 (32%) Deny: 46 (68%)

	Default Judgment	Consent Judgment	Judgment on Merits
Grant	0	5	22
Deny	0	0	46
Total	0	5	68

Temporary Restraining Order

Judgment on Merits



Grant: 6 (19%) Deny: 26 (81%)

	Default Judgment	Consent Judgment	Judgment on Merits
Grant	0	1	6
Deny	0	0	26
Total	0	1	32

Motions

Motion Types	Cases with Motion Chains
Dismiss (Uncontested)	1,627
Dismiss (Contested)	938
Stay	484
Summary Judgment	468
Stay Pending PTAB	213
Transfer	185
Stay Pending USPTO	118
Stay Pending ITC	112