UNITED STATES
PATENT AND TRADEMARK OFFICE

uspto®

Appeal Statistics

Patent Trial and Appeal Board
April 30, 2025

uspto UNITED STATES PATENT AND TRADEMARK OFFICE ®

Receipts & Dispositions

(Apr. 2025)

Technology Center	Starting Inventory	Appeals Filed	Affirmed	Affirmed -in-Part	Reversed	Panel Remand	Admin Remand	Dismissed	Appeals Decided	Ending Inventory	Inventory Change	% of Inventory
1600	427	38	34	3	6	0	0	1	44	421	▼ -6	9.2%
1700	829	69	42	7	15	0	0	0	64	834	▲ 5	18.2%
2100	411	44	22	4	8	0	0	0	34	421	▲ 10	9.2%
2400	330	27	21	5	14	0	1	0	41	316	▼ -14	6.9%
2600	297	17	18	1	13	0	0	0	32	282	▼ -15	6.1%
2800	354	34	15	3	12	0	0	0	30	358	▲ 4	7.8%
2900	13	2	3	0	0	0	0	0	3	12	▼ -1	0.3%
3600	926	87	73	1	16	0	0	0	90	923	▼ -3	20.1%
3700	982	80	31	9	20	0	1	1	62	1,000	▲ 18	21.8%
3900 (Ex Parte)	19	3	2	0	2	0	0	0	4	18	▼ -1	0.4%
3900 (Sup. Exam)	0	0	0	0	0	0	0	0	0	0	▬ 0	0.0%
3900 (Reissue)	4	1	0	0	2	0	0	0	2	3	▼ -1	0.1%
3900 (Regular)	2	0	0	0	0	0	0	0	0	2	▬ 0	0.0%
Board Total	**4,594**	**402**	**261**	**33**	**108**	**0**	**2**	**2**	**406**	**4,590**	▼ **-4**	**100.0%**

% Decisions

Affirmed	Affirmed-in-Part	Reversed	Panel Remand	Admin Remand	Dismissed
64.3%	**8.1%**	**26.6%**	**0.0%**	**0.5%**	**0.5%**

USTA EXHIBIT 2014
IPR2025-00838

Receipts & Dispositions

(Fiscal Year through Apr. 30, 2025)

Technology Center	Starting Inventory	Appeals Filed	Affirmed	Affirmed -in-Part	Reversed	Panel Remand	Admin Remand	Dismissed	Appeals Decided	Ending Inventory	Inventory Change	% of Inventory
1600	442	229	159	11	72	0	0	8	250	421	▼ -21	9.2%
1700	843	399	252	35	117	0	0	4	408	834	▼ -9	18.2%
2100	367	269	130	26	54	0	3	2	215	421	▲ 54	9.2%
2400	323	191	111	25	61	0	1	0	198	316	▼ -7	6.9%
2600	257	152	87	8	32	0	0	0	127	282	▲ 25	6.1%
2800	346	183	86	17	68	0	0	0	171	358	▲ 12	7.8%
2900	28	7	19	0	4	0	0	0	23	12	▼ -16	0.3%
3600	1,072	471	490	23	105	0	1	1	620	923	▼ -149	20.1%
3700	951	436	214	60	108	0	2	3	387	1,000	▲ 49	21.8%
3900 (Ex Parte)	14	26	15	0	6	0	1	0	22	18	▲ 4	0.4%
3900 (Sup. Exam)	0	0	0	0	0	0	0	0	0	0	▬ 0	0.0%
3900 (Reissue)	7	13	10	0	7	0	0	0	17	3	▼ -4	0.1%
3900 (Regular)	2	0	0	0	0	0	0	0	0	2	▬ 0	0.0%
Board Total	**4,652**	**2,376**	**1,573**	**205**	**634**	**0**	**8**	**18**	**2,438**	**4,590**	▼ **-62**	**100.0%**

% Decisions

Affirmed	Affirmed-in-Part	Reversed	Panel Remand	Admin Remand	Dismissed
64.5%	**8.4%**	**26.0%**	**0.0%**	**0.3%**	**0.7%**

USTA EXHIBIT 2014
IPR2025-00838

Pending Appeals FY12 to FY25

(Sept. 30, 2012 – Apr. 30, 2025)

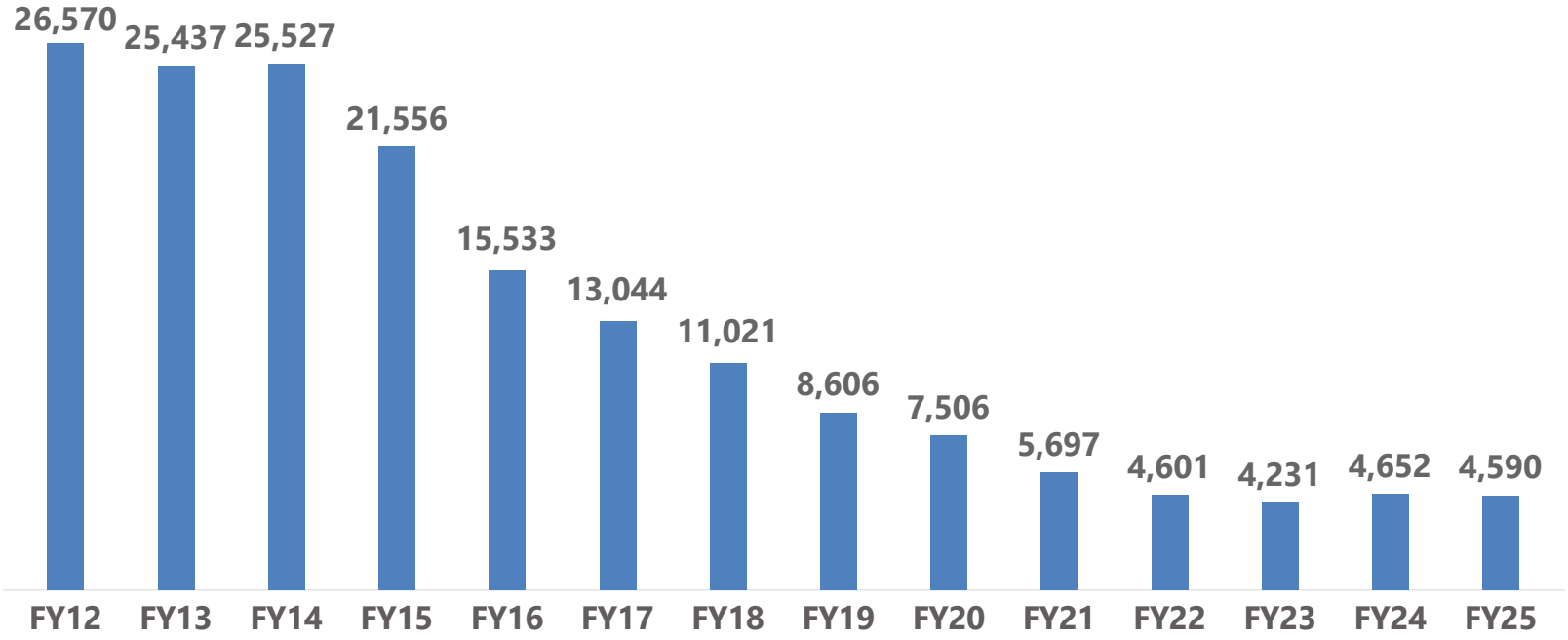

USTA EXHIBIT 2014
IPR2025-00838

Appeals Intake in FY25

(Oct. 2024 – Apr. 2025)

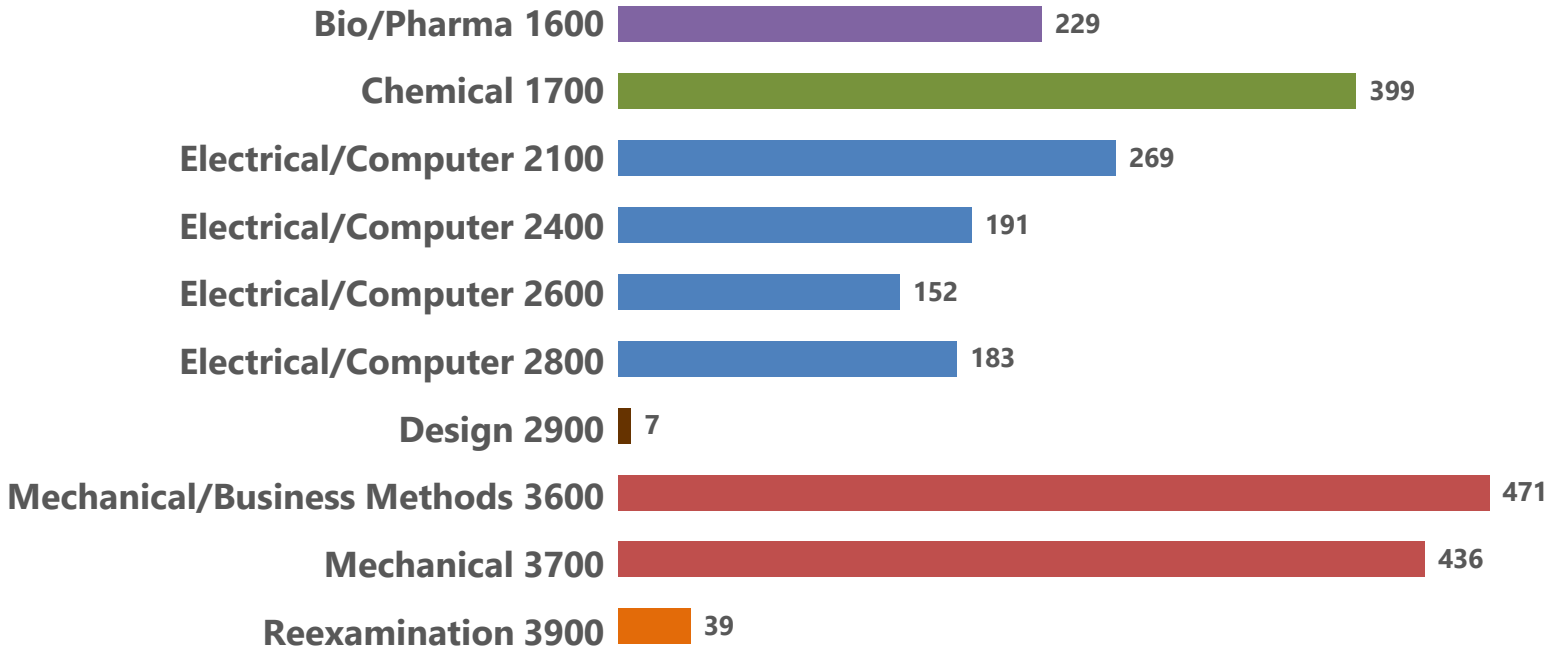

*The Central Reexamination Unit (TC 3900) includes ex parte reexams, inter partes reexams, supplemental examination reviews, regular and reissue cases from all technologies.

USTA EXHIBIT 2014
IPR2025-00838

Pendency of Decided Appeals

Feb. 2025 – Apr. 2025 (color bars & white values) vs. Feb. 2024 – Apr. 2024 (gray bars & values)

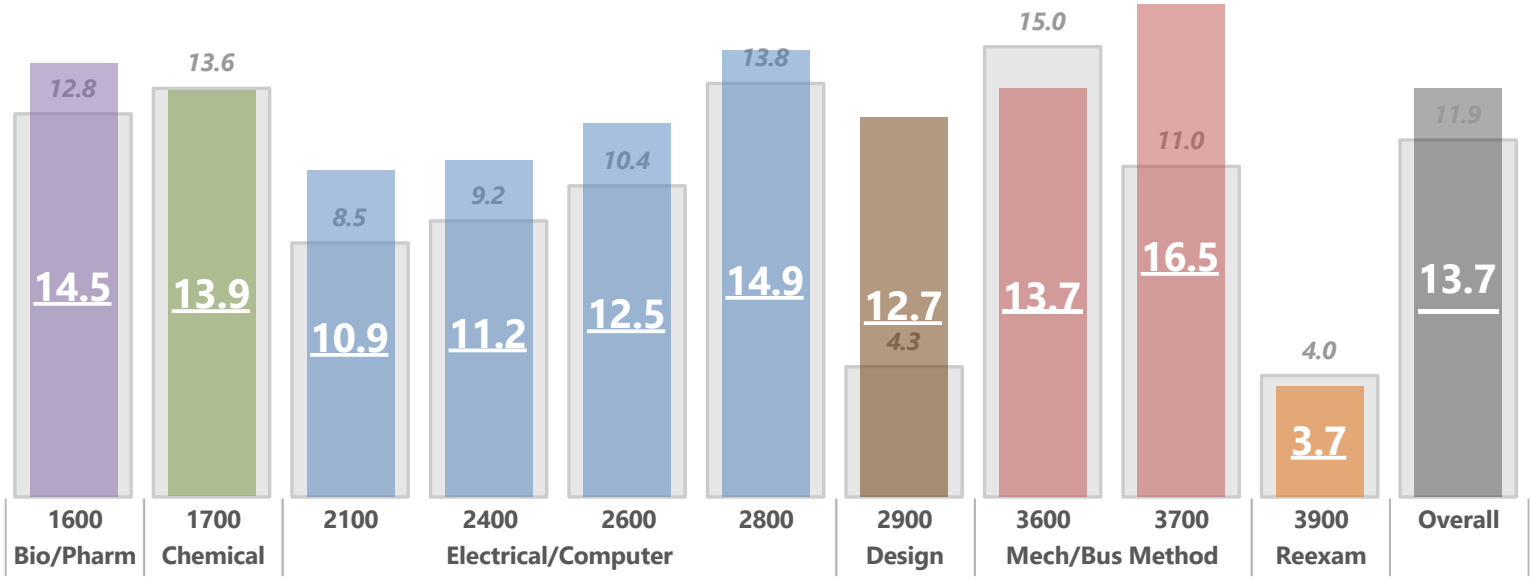

Pendency is calculated as average months from Board receipt date to final decision for a three month period and compared to the same period the previous year.

Central Reexamination Unit (CRU/TC 3900) decisions include *ex parte* reexams, *inter partes* reexam, supplemental examination review, regular cases and most reissues from all technologies except design patent applications.

USTA EXHIBIT 2014
IPR2025-00838

Appeals Outcomes in FY25

(Oct. 2024 – Apr. 2025)

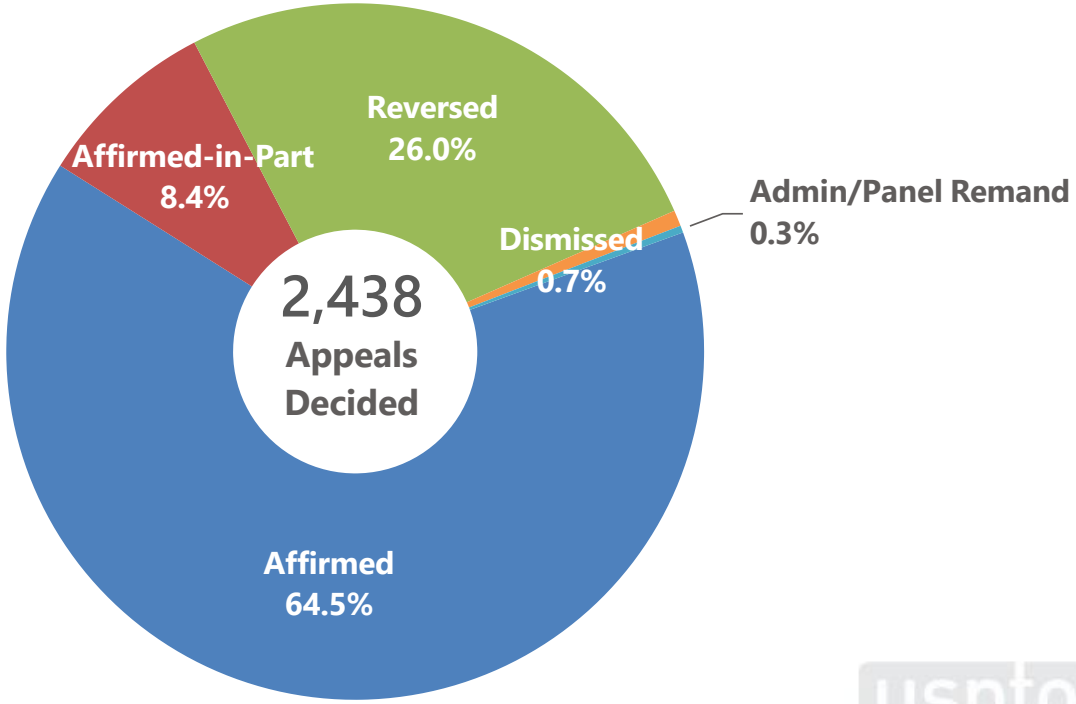

USTA EXHIBIT 2014
IPR2025-00838

USTA EXHIBIT 2014
IPR2025-00838