S
AS6682
CCR

Computer Communication Review

acm sigcomm

acm PRESS

Special Interest Group on Data Communication

The SIGCOMM Quarterly Publication

Volume 23
Number 4

October, 1993

SIGCOMM'93

CONFERENCE PROCEEDINGS

Communications Architectures, Protocols and Applications

September 13-17, 1993

San Francisco, California, USA

Amazon Ex. 1006
IPR Petition - USP 7,784,058

Oracle Ex. 1006
Oracle v. VirtaMove, IPR2025-00966

Computer Communication Review

acm sigcomm

Special Interest Group on Data Communication

The SIGCOMM Quarterly Publication

Volume 23
Number 4

October, 1993

SIGCOMM'93

CONFERENCE PROCEEDINGS

Communications Architectures, Protocols and Applications

September 13-17, 1993

San Francisco, California, USA

acm PRESS

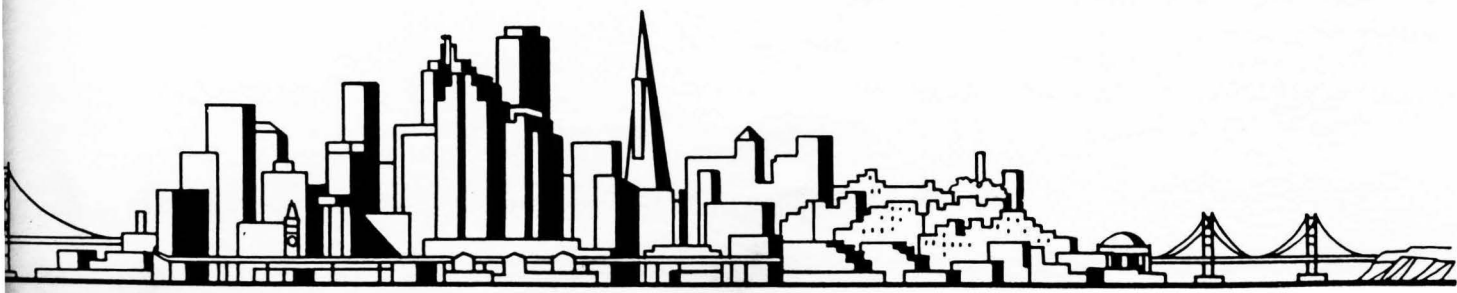

The Association for Computing Machinery
1515 Broadway
New York, N.Y. 10036

Copyright © 1993 by the Association for Computing Machinery, Inc. Copying without fee is permitted provided that the copies are not made or distributed for direct commercial advantage,and credit to the source is given. Abstracting with credit is permitted. For other copying of articles that carry a code at the bottom of the first page, copying is permitted provided that the per-copy fee indicated in the code is paid through the Copyright Clearance Center, 27 Congress Street, Salem, MA 01970. For permission to republish write to: Director of Publications, Association for Computing Machinery. To copy otherwise or republish, requires a fee and/or specific permission.

ISBN: 0-89791-619-0

Additional copies may be ordered prepaid from:

ACM Order Department
P.O. Box 12114
Church Street Station
New York, N.Y. 10257

Phone: 1-800-342-6626
(U.S.A. and Canada)
1-212-626-0500
(All other countries)
Fax: 1-212-944-1318
E-mail: acmpubs@acm.org

ACM Order Number: 533930

Printed in the U.S.A.

TABLE OF CONTENTS

Session 1: Keynote Session
Chair: Imrich Chlamtac, University of Massachussets

Session 2: Real Time Communications
Chair: *Lyman Chapin, BBN Communications*

On Per-Session End-to-End Delay Distributions and the Call Admission Problem for Real-Time Applications with QOS Requirements 2
David Yates, James Kurose, Don Towsley (University of Massachussets) and Michael G. Hluchyj (Motorola Codex)

Analysis of Burstiness and Jitter in Real-Time Communications 13
Zheng Wang and Jon Crowcroft (University College London)

An Adaptive Congestion Control Scheme for Real-Time Packet Video Transport 20
Hemant Kanakia (AT&T Bell Laboratories), Partho P. Misra (University of Maryland) and Amy Reibman (AT&T Bell Laboratories)

Session 3: Routing
Chair: *Martha Steenstrup, BBN Systems and Technologies*

The Synchronization of Periodic Routing Messages 33
Sally Floyd and Van Jacobson (Lawerence Berkeley Laboratory)

Dynamics of Internet Routing Information 45
Bilal Chinoy (San Diego Supercomputer Center)

Open Shortest Path First (OSPF) Routing Protocol Simulation 53
Deepinder Sidhu, Tayang Fu, Shukri Abdallah, Raj Nair (University of Maryland Baltimore County) and Rob Coltun (Consultant)

Session 4: Protocol Implementation Issues
Chair: *Craig Partridge, BBN*

Implementing Network Protocols at User Level 64
Chandramohan A. Thekkath, Thu D. Nguyen, Evelyn Moy and Edward D. Lazowska (University of Washington)

Locking Effects in Multiprocessor Implementation of Protocols 74
Mats Björkman (Uppsala University) and
Per Gunningberg (Swedish Institute of Computer Science)

Session 5: Multicast
Chair: *David R. Cheriton, Stanford University*

Core Based Trees (CBT) An Architecture for Scalable Inter-Domain Multicast Routing 85
Tony Ballardie (University College London), Paul Francis (Bellcore) and
Jon Crowcroft (University College London)

Routing Reserved Bandwidth Multi-point Connections 96
Dinesh C. Verma, P. M. Gopal (IBM TJ Watson Research Center)

Casual Ordering in Reliable Group Communications 106
Rosario Aiello, Elena Pagani and Gian Paolo Rossi
(Universita' degli Studi di Milano)

Session 6: Congestion and Admission Control, Scheduling
Chair: *Raj Jain, Digital Equipment Corporation*

Optimizing File Transfer Response Time Using the Loss-Load Curve Congestion Control Mechanism 117
Carey L. Williamson (University of Saskatchewan)

An Adaptive Framework for Dynamic Access to Bandwidth at High Speed 127
Kerry W. Fendick and Manoel A. Rodrigues (AT&T Bell Laboratories)

Warp Control: A Dynamically Stable Congestion Protocol and its Analysis 137
Kihong Park (Boston University)

Session 7: Protocol Description
Chair: *Jim Kurose, University of Massachusetts*

Control Handling in Real-Time Communication Protocols 149
Atsushi Shionozaki and Mario Tokoro (Keio University)

Structural Complexity and Execution Efficiency of Distributed 160

Application Protocols
K. Ravindran and X. T. Lin (Kansas State University)

A Data Labelling Technique for High-Performance Protocol Processing and Its Consequences 170
David C. Feldmeier (Bellcore)

Session 8: Traffic Characteristics
Chair: *Peter B. Danzig, University of Southern California*

On the Self-Similar Nature of Ethernet Traffic 183
Will E. Leland (Bellcore), Murad S. Taqqu (Boston University), Walter Willinger and Daniel V. Wilson (Bellcore)

Application of Sampling Methodologies to Network Traffic Characterization 194
Kimberly C. Claffy, George C. Polyzos (University of California, San Diego) and Hans-Werner Braun (San Diego Supercomputer Center)

Session 9: Scheduling and Management
Chair: *Greg Wetzel, AT&T Bell Laboratories*

ATM Scheduling with Queueing Delay Predictions 205
Daniel B. Schwartz (GTE Laboratories)

HAP: A New Model for Packet Arrivals 212
Ying-Dar Jason Lin, Tzu-Chieh Tsai, San-Chiao Huang and Mario Gerla (University of California, Los Angeles)

Management of Virtual Private Networks for Integrated Broadband Communication 224
J. M. Schneider (IBM European Networking Center), T. Preuß (Technical University of Cottbus) and P. S. Nielsen (L. M. Ericsson A/S)

Session 10: Networking Issues
Chair: *Lawrence H. Landweber, University of Wisconsin*

A Case for Caching File Objects Inside Internetworks 239
Peter B. Danzig (University of Southern California), Richard S. Hall and Michael F. Schwartz (University of Colorado)

Linear Recursive Networks and Their Applications in Topological Design and Data Routing 249
Hsu Wen Jing, Amitabha Das (Nanyang Technological University) and Moon Jung Chung (Michigan State University)

The Importance of Non-Data Touching Processing Overheads in TCP/IP 259
Jonathon Kay and Joseph Pasquale (University of California, San Diego)

Session 11: Practical Protocols
Chair: *Biswanath Mukherjee, University of California, Davis*

A Distributed Queueing Random Access Protocol for a Broadcast Channel 270
Wenxin Xu (Reuters Information Technology Inc.) and Graham Campbell (Illinois Institute of Technology)

Fault Detection in an Ethernet Network Using Anomaly Signature Matching 279
Frank Feather (Hewlett-Packard Company), Dan Siewiorek and Roy Maxion (Carnegie Mellon University)

End-to-End Packet Delay and Loss Behavior in the Internet 289
Jean-Chrysostome Bolot (INRIA)

This material may be protected by Copyright law (Title 17 U.S. Code)

Implementing Network Protocols at User Level

Chandramohan A. Thekkath, Thu D. Nguyen, Evelyn Moy†, and
Edward D. Lazowska

Department of Computer Science and Engineering FR-35
University of Washington
Seattle, WA 98195

Abstract

Traditionally, network software has been structured in a monolithic fashion with all protocol stacks executing either within the kernel or in a single trusted user-level server. This organization is motivated by performance and security concerns. However, considerations of code maintenance, ease of debugging, customization, and the simultaneous existence of multiple protocols argue for separating the implementations into more manageable user-level libraries of protocols. This paper describes the design and implementation of transport protocols as user-level libraries.

We begin by motivating the need for protocol implementations as user-level libraries and placing our approach in the context of previous work. We then describe our alternative to monolithic protocol organization, which has been implemented on Mach workstations connected not only to traditional Ethernet, but also to a more modern network, the DEC SRC AN1. Based on our experience, we discuss the implications for host-network interface design and for overall system structure to support efficient user-level implementations of network protocols.

1 Introduction

1.1 Motivation

Typically, network protocols have been implemented inside the kernel or in a trusted, user-level server [10, 12]. Security and/or performance are the primary reasons that favor such an organization. We refer to this organization as monolithic because all protocol stacks supported by the system are implemented within a single address space.

The goal of this paper is to explore alternatives to a monolithic structure. There are several factors that motivate protocol implementations that are not monolithic and are outside the kernel. The most obvious of these are ease of prototyping, debugging, and maintenance. Two more interesting factors are:

1. The co-existence of multiple protocols that provide materially differing services, and the clear advantages of easy addition and extensibility by separating their implementations into self-contained units.

2. The ability to exploit application-specific knowledge for improving the performance of a particular communication protocol.

We expand on these two aspects in greater detail below.

Multiplicity of Protocols

Over the years, there has been a proliferation of protocols driven primarily by application needs.

For example, the need for an efficient transport for distributed systems was a factor in the development of request/response protocols in lieu of existing byte-stream protocols such as TCP [2]. Experience with specialized protocols shows that they achieve remarkably low latencies. However these protocols do not always deliver the highest throughput [3]. In systems that need to support both throughput-intensive and latency-critical applications, it is realistic to expect both types of protocols to co-exist.

We expect the trend towards multiple protocols to continue in the future due to at least three factors.

Emerging communication modes such as graphics and video, and access patterns such as request-response, bulk transfer, and real-time, will require transport services which may have differing characteristics. Further, the needs of integration require that these transports co-exist on one system.

Future uses of workstation clusters as message passing multicomputers will undoubtedly influence protocol design: efficient implementations of this and other programming paradigms will drive the development of new transport protocols.

As newer networks with different speed and error characteristics are deployed, protocol requirements will change. For example, higher speed, low error links may favor forward error correction and rate-based flow control over more traditional protocols [7]. Once again, if different network links exist at a single site, multiple protocols may need to co-exist.

Exploiting Application Knowledge

In addition to using special purpose protocols for different application areas, further performance advantages may be gained by exploiting application-specific knowledge to fine tune a particular instance of a protocol. Watson and Mamrak have observed

This work was supported in part by the National Science Foundation (Grants No. CCR-8907666, CDA-9123308, and CCR-9200832), the Washington Technology Center, Digital Equipment Corporation, Boeing Computer Services, Intel Corporation, Hewlett-Packard Corporation, and Apple Computer. C. Thekkath is supported in part by a fellowship from Intel Corporation.

† E. Moy is with the Digital Equipment Corporation, Littleton, MA.

Permission to copy without fee all or part of this material is granted provided that the copies are not made or distributed for direct commercial advantage, the ACM copyright notice and the title of the publication and its date appear, and notice is given that copying is by permission of the Association for Computing Machinery. To copy otherwise, or to republish, requires a fee and/or specific permission.

SIGCOMM'93 - Ithaca, N.Y., USA /9/93

© 1993 ACM 0-89791-619-0/93/0009/0064...$1.50

that conflicts between application-level and transport-level abstractions lead to performance compromises [26]. One solution to this is to "partially evaluate" a general purpose protocol with respect to a particular application. In this approach, based on application requirements, a specialized variant of a standard protocol is used rather than the standard protocol itself. A different application would use a slightly different variant of the same protocol. Language-based protocol implementations such as Morpheus [1] as well as protocol compilers [9] are two recent attempts at exploiting user specified constraints to generate efficient implementations of communication protocols.

The general idea of using partial evaluation to gain better I/O performance in systems has been used elsewhere as well [15]. In particular, the notion of specializing a transport protocol to the needs of a particular application has been the motivation behind many recent system designs [11, 20, 24].

1.2 Alternative Protocol Structures

The discussion above argues for alternatives to monolithic protocol implementations since they are deficient in at least two ways. First, having all protocol variants executing in a single address space (especially if it is in-kernel) complicates code maintenance, debugging, and development. Second, monolithic solutions limit the ability of a user (or a mechanized program) to perform application-specific optimizations.

In contrast, given the appropriate mechanisms in the kernel, it is feasible to support high performance and secure implementations of relatively complex communication protocols as user-level libraries.

Figure 1 shows different alternatives for structuring communication protocols.

Surprisingly, traditional operating systems like UNIX and modern microkernels such as Mach 3.0 have similar monolithic protocol organizations. For instance, the Mach 3.0 microkernel implements protocols outside the kernel within a trusted user-level server †. The code for all system-supported protocols runs in the single, trusted, UX server's address space. There are at least three variations to this basic organization depending on the location of the network device management code, and the way in which the data is moved between the device and the protocol server. In one variant of the system, the Mach/UX server maps network devices into its address space, has direct access to them, and is functionally similar to a monolithic in-kernel implementation. In the second variant, device management is located in the kernel. The in-kernel device driver and the UX server communicate through a message based interface. The performance of this variant is lower than the one with the mapped device [10]. Some of the performance lost due to the message based interface can potentially be recovered by using a third variant that uses shared memory to pass data between the device and the protocol code as described in [19].

One alternative to a monolithic implementation is to dedicate a separate user-level server for each protocol stack, and separate server(s) for network device management. This arrangement has the potential for performance problems since the critical send/receive path for an application could incur excessive domain-switching overheads because of address space crossings between the user, the protocol server, and the device manager. That is, given identical implementations of the protocol stack and support functions like buffering, layering and synchronization, inter-domain crossings come at a price. Further, and perhaps more importantly, this arrangement, like the monolithic version, does not permit easy exploitation of application-level information.

Perhaps the best known example of this organization was done in the context of the Packet Filter [18]. This system implemented packet demultiplexing and device management within the kernel and supported implementations of standard protocols such as TCP and VMTP outside the kernel. It did not rely on any special-purpose hardware or on extensive operating system support. Several protocols including the PUP suite and VMTP were implemented. A similar organization for implementing UDP is described in [13].

Another alternative, the one we develop in this paper, is to organize protocol functions as a user linkable library. In the common case of sends and receives, the library talks to the device manager without involving a dedicated protocol server as an intermediary. (Issues such as security need to be addressed in this approach and are considered in greater detail in Section 3.)

An earlier example of this approach is found in the Topaz implementation of UDP on the DEC SRC Firefly [23]. Here the UDP library exists in each user address space. However, this design has some limitations. First, UDP is an unreliable datagram service, and is easier to implement than a protocol like TCP. Second, the design of Topaz trades off strict protection for increased performance and ease of implementation of protocols. A more recent example of encapsulating protocols in user-level libraries is the ongoing work at CMU [14]. This work shares many of the same objectives as ours but, like the Topaz design, does not enforce strict protection between communicating endpoints.

1.3 Paper Goals and Organization

The primary goal of this paper is to explore high-performance implementations of relatively complex protocols as user libraries. We believe that efficient protocol implementation is a matter of policy and mechanism. That is, with the right mechanisms in the kernel and support from the host-network interface, protocol implementation is a matter of policy that can be performed within user libraries. Given suitable mechanisms, it is feasible for library implementations of protocols to be as efficient and secure as traditional monolithic implementations.

We have tested our hypothesis by implementing a user-level library for TCP on workstation hosts running the Mach kernel connected to Ethernet and to the DEC SRC AN1 network [21]. We chose TCP for several reasons. First, it is a real protocol whose level of detail and functionality match that of other communication protocols; choosing a simpler protocol like UDP would be less convincing in this regard. Second, we could expeditiously reuse code from one of the many existing implementations of the protocol. Since these implementations are mature and stable, performance comparisons with monolithic implementations on similar hardware are straightforward and unlikely to be affected by artifacts of bad or incorrect implementation. Finally, our experience with a connection-oriented protocol is likely to be relevant in networks like ATM that appear to be biased towards connection-oriented approaches.

The rest of the paper is organized as follows. Section 2 describes the necessary kernel and host-network interface mechanisms that aid efficient user-level protocol implementations. Section 3 details the structure, design and implementation of our system. Section 4 analyzes the performance of our TCP/IP implementation. Section 5 offers conclusions based on our experience and suggests avenues for future work.

2 Mechanisms for User-Level Protocol Implementation

In this section, we discuss some of the fundamental system mechanisms that can help in efficient user-level protocol implementation. The underpinnings of efficient communication protocols are one or more of:

† This is the UX server, not to be confused with the NetMsgServer.

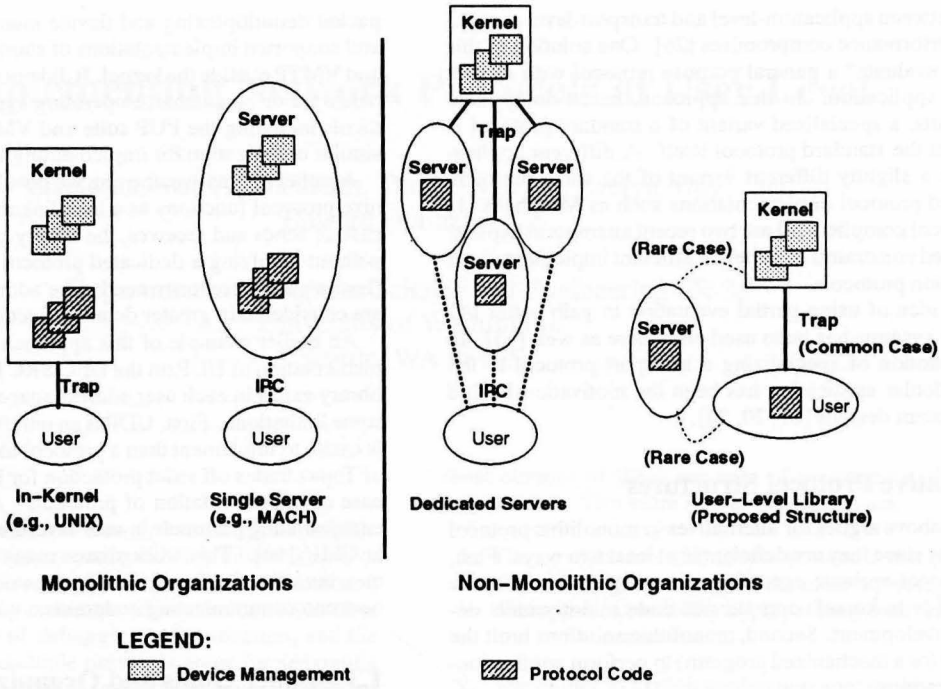

Figure 1: Alternative Organizations of Protocols

1. Lightweight implementation of context switches and timer events.

2. Combining (or eliminating) multiple protocol layers.

3. Improved buffering between the network, the kernel, and the user, and elimination of unnecessary copies.

The first two items — lightweight context switching, layering, and timer implementations — have already been studied in earlier systems and are largely independent of whether the protocols are located in the kernel or in user libraries. We therefore briefly summarize the impact of these factors in Section 2.1, and then concentrate for the most part on the buffering and packet delivery mechanisms, where innovation is needed.

2.1 Layering, Lightweight Threads, and Fast Timer Operations

Transport protocol implementations can benefit from being multithreaded if inter-thread switching and synchronization costs are kept low. Older operating systems such as UNIX do not provide the same level of support for multiple threads of control and synchronization in user space as they do inside the kernel. Consequently, user-level implementations of protocols are more difficult and awkward to implement than they need to be. With more modern operating systems, which support lightweight threads and synchronization at user-level, protocol implementation at user-level enjoys the facilities that more traditional implementations exploited within the kernel.

Issues of layering, lightweight context switching and timers have been extensively studied in the literature. Examples include Clark's Swift system [4], the x-kernel [11], and the work by Watson and Mamrak [26]. It is well known that switching between processes that implement each layer of the protocol is expensive, as is the data copying overhead. Proposed solutions to the problem are generally variations of Clark's multitask modules, where context switches are avoided in moving data between the various transport layers. Additionally, there are many well understood mechanisms for fast context switches, such as continuations [8] and others. Timer implementations also have a profound impact on transport performance, because practically every message arrival and departure involves timer operations. Once again, fast implementations of timer events are well known, e.g., using hierarchical timing wheels [25].

2.2 Efficient Buffering and Input Packet Demultiplexing

The buffer layer in a communication system manages data buffers between the user space, the kernel and the host-network interface. The security requirements of the kernel transport protocols, and the support provided by the host-network interface, all contribute to the complexity of the buffer layer.

A key requirement for user-level protocols is that the buffer layer be able to deliver network packets to the end user as efficiently as possible. This involves two aspects — (1) efficient demultiplexing of input packets based on protocol headers, and (2) minimizing unnecessary data copies. Demultiplexing functions can be located in two places: either in hardware in the host-network interface, or in software, in the kernel or as a separate user-level demultiplexer. In any case, demultiplexing has to be done in a secure fashion to prevent unauthorized packet reception. We describe below two approaches to support input packet delivery that can benefit user-level protocol implementations.

Software Support for Packet Delivery

Typically, there are multiple headers appended to an incoming packet, for example, a link-level header, followed by one or more higher-level protocol headers. Ideally, address demultiplexing should be done as low in the protocol stack as possible, but should dispatch to the highest protocol layer [22]. This is usually

not done in hardware because the host-network interface is typically designed for link-level protocols and has no knowledge of higher level protocols. As a specific example, a TCP/IP packet on an Ethernet link has three headers. The link-level Ethernet header only identifies the station address and the packet type — in this case, IP. This is not sufficient information to determine the final user of the data, which requires examining the protocol control block maintained by the TCP module.

In the absence of hardware support for address demultiplexing, the only realistic choice is to implement this in software inside the kernel. The alternative of using a dedicated user-level process to demultiplex packets can be very expensive because multiple context switches are required to deliver network data to the final destination. In the past, software implementations of address demultiplexing have offered flexibility at the expense of performance and have ignored the issues of multiple data copies.

For example, the original UNIX implementation of the Packet Filter [18] features a stack-based language where "filter programs" composed of stack operations and operators are interpreted by a kernel-resident program at packet reception time. While the interpretation process offers flexibility, it is not likely to scale with CPU speeds because it is memory intensive. Performance is more important than flexibility because slow packet demultiplexing tends to confine user-level protocol implementations to debugging and development rather than production use. The recent Berkeley Packet Filter implementation recognizes these issues and provides higher performance suited for modern RISC processors [17].

In the absence of hardware support, effective input demultiplexing requires two mechanisms:

1. Support for direct execution of demultiplexing code within the kernel.
2. Support for protected packet buffer sharing between user space and the kernel.

Neither of these facilities is very difficult to implement. The logic required for address demultiplexing is simple and can be incorporated into the kernel either via run time code synthesis or via compilation when new protocols are added [16]. Based on our experience, the demultiplexing logic requires only a few instructions. In addition, virtual memory operations can be exploited so that the user-level library and the kernel can securely share a buffer area. Section 3 describes how these mechanisms are exploited in our design to achieve good performance without compromising security.

Hardware Support for Demultiplexing

In general, older Ethernet host-network interfaces do not provide support for packet demultiplexing because it is not possible to accurately determine the final destination of a packet based on link-level fields alone. Intelligent host-network interfaces that offload protocol processing from the host are capable of packet demultiplexing, but their utility is limited to a single protocol at a time. Newer networks such as AN1 and ATM have fields in their link-level headers that may be used to provide support for packet demultiplexing.

Host-network interfaces can be built to exploit these link-level fields to provide address demultiplexing in a protocol-independent manner. As an example, the host-network interface that we use on the AN1 network has hardware that delivers network packets to the final destination process. In the AN1 controller a single field (called the buffer queue index, BQI) in the link-level packet header provides a level of indirection into a table kept in the controller. The table contains a set of host memory address descriptors, which specify the buffers to which data is transferred. Strict access control to the index is maintained through memory protection. In

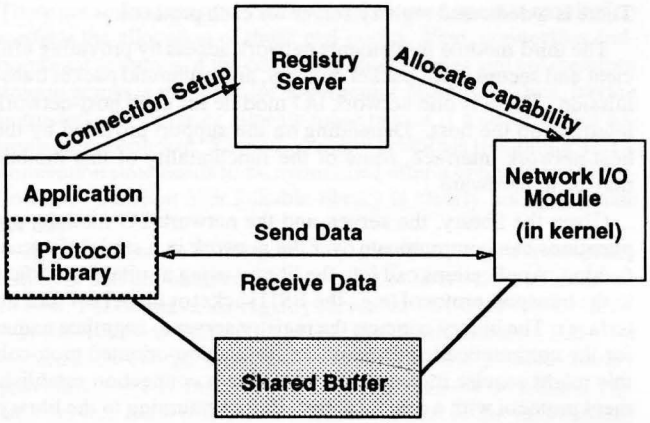

Figure 2: Structure of the Protocol Implementation

a connection-based protocol such as TCP, the index value can be agreed upon by communicating entities as part of connection setup. Connectionless protocols can also use this facility by "discovering" the index value of their peer by examining the link-level headers of incoming messages. Section 3.4 discusses this mechanism in the context of our implementation.

In considering mechanisms for packet delivery, two overall comments are in order. First, hardware support for packet demultiplexing is applicable only as long as the link level supports it. In the cases where a packet has to traverse one or more networks without a suitable link header field, demultiplexing has to be done in software. Second, details of the packet demultiplexing and delivery scheme are shielded from the application writer by the protocol library that is linked into the application. The application sees whatever abstraction the protocol library chooses to provide. Thus, programmer convenience is not an issue with either a software or hardware packet delivery scheme.

3 Design and Implementation of User-Level Protocols

3.1 Design Overview

This section describes our design at a high level. In our design, protocol functionality is provided to an application by three interacting components — a protocol library that is linked into the application, a registry server that runs as a privileged process, and a network I/O module that is co-located with the network device driver. Figure 2 shows an overall view of our design and the interaction between the components.

The library contains the code that implements the communication protocol. For instance, typical protocol functions such as retransmission, flow control, checksumming, etc., are located in the library. Given the timeout and retransmission mechanisms of reliable transport protocols, the library typically would be multi-threaded. Applications may link to more than one protocol library at a time. For example, an application using TCP will typically link to the TCP, IP, and ARP libraries.

The registry server handles the details of allocating and deallocating communication end-points on behalf of the applications. Before applications can communicate with each other, they have to be named in a mutually secure and non-conflicting manner. The registry server is a trusted piece of software that runs as a privileged process and performs many of the functions that are usually implemented within the kernel in standard protocol implementations.

There is a dedicated registry server for each protocol.

The third module implements network access by providing efficient and secure input packet delivery, and outbound packet transmission. There is one network I/O module for each host-network interface on the host. Depending on the support provided by the host-network interface, some of the functionality of this module may be in hardware.

Given the library, the server, and the network I/O module, applications can communicate over the network in a straightforward fashion. Applications call into the library using a suitable interface to the transport protocol (e.g., the BSD socket or the AT&T TLI interface). The library contacts the registry server to negotiate names for the communication entities. In connection-oriented protocols this might require the server to complete a connection establishment protocol with a remote entity. Before returning to the library, the registry server contacts the network I/O module on behalf of the application to set up secure and efficient packet delivery and transmission channels. The server then returns to the application library with unforgeable tickets or capabilities for these channels. Subsequent network communication is handled completely by the user-level library and the network I/O module using the capabilities that the server returned. Thus, the server is bypassed in the common path of data transmission and reception.

Our organization has some tangible benefits over the alternative approaches of a monolithic implementation, or having a dedicated server per protocol stack. Our approach has software engineering arguments to recommend it over the monolithic approach. More importantly, our structure is likely to yield better performance than a system that uses a single dedicated server per protocol stack for two reasons. First, by eliminating the server from the common-case send and receive paths, we reduce the number of address space transitions on the critical path. Second, we open the possibility of additional performance gains by generating application-specific protocols.

Our approach is not without its disadvantages, however. Each application links to a communication library that might be of substantial size. This could lead to code bloat which might stress the VM system. This problem can be solved with shared libraries and therefore is not a serious concern.

A more serious problem is that a malicious (or buggy) application library could jam the network with data, or exceed pre-arranged rate requirements, or exhibit other anti-social behavior. Since in our design, the device management is still in the kernel, we could conceivably augment its functions to safeguard against malicious or buggy behavior. Even traditional in-kernel and trusted server implementations only alleviate the problem of incorrect behavior but do not solve it as long as the network can be tapped by intruders. We believe that administrative measures are appropriate for handling these types of problems.

To test the viability of our design, we built and analyzed the performance of a complete and non-trivial communication protocol. We chose TCP primarily because it is a realistic connection-oriented protocol. We used Mach as the base operating system for our implementation. In Mach, a small kernel provides fundamental operating system mechanisms such as process management, virtual memory, and IPC. Traditional higher level operating system services are implemented by a user-level server. We chose Mach because it provides user-level threads and synchronization, virtual memory operations to simplify buffer management, and unforgeable capabilities in the form of Mach "port" abstractions, all of which are helpful in user-level protocol implementations. Of particular benefit are Mach's "ports", which form the basis for secure and trusted communication channels between the library, the server, and the network I/O module. We describe below the details of our implementation.

3.2 Protocol Library

When an application initiates a connection, the library contacts the registry server to allocate connection end-points (in our case, TCP ports). After the registry server finishes the connection establishment with the remote peer, the registry server returns a set of Mach ports to the library.

The Mach ports returned to the application contain a send capability. In addition, a virtual memory region in the library is mapped shared with the particular I/O module for the network device that the connection is using. This shared memory region is used to convey data between the protocol and the network device. Application requests to write (or read) data over a connection are translated into protocol actions that eventually cause packets to be sent (or received) over the network via the shared memory.

On transmissions, the library uses the send capability to identify itself to the network module. The network I/O module associates with the capability a template that constrains the header fields of packets sent using that capability. The network I/O module verifies this against the library packet before network transmission. On receives, packet demultiplexing code within the network I/O module delivers packets to the correct and authorized end points. Additional details of this mechanism are described in Section 3.4.

Once a connection is established, it can be passed by the application to other applications without involving the registry server or the network I/O module. The port abstractions provided by the Mach kernel are sufficient for this. A typical instance of this occurs in UNIX-based systems where the Internet daemon (*inetd*) hands off connection end-points to specific servers such as the TELNET or FTP daemons.

The protocol library is the heart of the overall protocol implementation. It contains the code that implements the various functions of the protocol dealing with data transmission and reception. The protocol code is borrowed entirely from the UX server which in turn is based on a 4.3 BSD implementation. As mentioned earlier, to use TCP, support from other protocol libraries such as IP and ARP are needed. Our implementation of the IP and ARP libraries makes some simplifications. In particular, our IP library does not implement the functions required for handling gateway traffic.

Though the bulk of the code in our library is identical to a BSD kernel implementation, the structure of the library is slightly different. First, the protocol library is not driven by interrupts from the network or traps from the user. Instead, network packet arrival notification is done via a lightweight semaphore that a library thread is waiting on, and user applications invoke protocol functions through procedure calls. Second, multiple threads of control and synchronization are provided by user-level C Thread primitives [5] rather than kernel primitives. In addition, protocol control block lookups are eliminated by having separate threads per connection that are upcalled. Finally, user data transfer between the application and the network device exploits shared memory to avoid copy costs where possible. We describe the details of data transfer in Section 3.3.

While it is usually the case that transport protocols are standardized, the application interface to the protocol is not. This leads to multiple ad hoc mechanisms which are typically mandated by facilities of the underlying operating system. For instance, the BSD socket interface and the AT&T TLI interface are typically found in UNIX-based systems. Non-UNIX systems have their own interfaces as well. In our implementations, we provide some but not all the functionality of the BSD socket layer. The use of Mach ports allows many of the socket operations like sharing connections, waiting on multiple connections, and others to be implemented conveniently. Though a BSD-compliant socket interface was not a goal of our research, our functionality is close enough to run BSD applications. For instance, users of the protocol library continue

to create sockets with `socket`, call `bind` to bind to sockets, and use `connect`, `listen`, and `accept` to establish connections over sockets. Data transfer on connected sockets and regular files is done as usual with `read` and `write` calls. The library handles all the bookkeeping details. Our current implementation does not correctly handle the notions of inheriting connections via `fork`, or the semantics of `select`.

3.3 Network I/O Module

The network I/O module is located with the in-kernel network device driver. There is a separate module for each network device. The primary function of the network I/O module is to provide efficient and protected access to the network by the libraries.

All access to the network I/O module is through capabilities. Initially, only the privileged registry server has access to the network module. At the end of connection establishment, the registry server and the network I/O module collaborate in creating capabilities that are returned to the application. A region of memory is created by the network I/O module and the registry server for holding network packets. This memory is kept pinned for the duration of the connection and shared with the application. Incoming packets from the network are moved into the shared region and a notification is sent to the application library via a lightweight semaphore. Our implementation attempts, where possible, to batch multiple network packets per semaphore notification in order to amortize the cost of signaling.

The exact mechanism for transferring the data from the network to shared memory varies with the host-network interface. The DECstation hosts connect to the Ethernet using the DEC PMADD-AA host-network interface [6]. This interface does not have DMA capabilities to and from the host memory. Instead, there are special packet buffers on board the controller that serve as a staging area for data. The host transfers data between these buffers and host memory using programmed I/O. On receives, the entire packet, complete with network headers, is made available to the protocol code.

In contrast, the AN1 host-network interface is capable of performing DMA to and from host memory. Host software writes descriptors into on-board registers that describe buffers in host shared memory that will hold incoming packets. The controller allows a set of host buffers to be aggregated into a ring that can be named by an index called the buffer queue index (BQI). Incoming network packets contain a BQI field that is used by the controller in determining which ring to use. The controller initiates DMA into the next buffer in this ring and hands the buffer to the protocol library. When the library is done with the buffer it hands it back to the network module which adds it to the BQI ring. As with the Ethernet controller, complete packets, including network headers, are transferred to shared memory.

On outbound packet transmissions, the library makes a system call into the network module. The system call arguments describe a packet in shared memory as well as supplying a send capability. The capability identifies the template, including the BQI in the case of the AN1, against which the packet header is checked.

In our design, the network I/O module and the library are both involved in managing the shared buffer memory. However, the end user application need not be aware of this memory management because the protocol library handles all the details. For the library, bookkeeping of shared memory is a relatively modest task compared to the buffer management that must be performed to handle segmentation, reassembly, and retransmission.

3.4 Registry Server

The registry server runs as a trusted, privileged process managing the allocation and deallocation of communication end-points. There are several reasons that a central, trusted agent is required to mediate the allocation of these end-points. First, connection end-points act as names of the communicating entities and are therefore unique across a machine for a particular protocol. Thus, having untrusted user libraries allocate these names is a security and administrative concern. Second, in many protocols (including TCP), connection state needs to be maintained after a connection is shutdown. A transient user linkable library is clearly not appropriate for this.

In connection-oriented protocols like TCP, connection establishment and communication end-point allocation are often intertwined. For example, the registry server for TCP executes the three-way handshake as part of the connection establishment. Thus, our organization can be logically thought of as the protocol library providing a set of functions to both the application and the registry server. Each executes a different subset of the functionality provided in the library. The registry server, as part of allocating communication end-points, also transfers necessary state about the communication. Under normal operation, connection shutdown is done by the protocol library. However, when the application exits, the registry server inherits the connections and ensures that the protocol specified delay period is maintained before the connection is reused. Resources allocated to the application and registered with the network I/O module are now reclaimed. To guard against an abnormal application termination, the protocol server issues a reset message to the remote peer.

While it is the case that the privileged server performs certain necessary operations on behalf of the user application, better performance may be achieved by avoiding the server on all network transmission and reception. With this rationale, we explored organizations that were different from earlier user-level protocol implementations that used a server as an intermediary.

Protection Issues

With trusted applications, a simple structure is possible: the network device module exports read and write RPC interfaces that the application libraries invoke to transfer packets to and from the network. One might argue that since networks are easily tappable, trusting applications in this manner is not a cause for undue concern. However, this scheme provides markedly lower security than what conventional operating systems provide and what users have come to expect. In contrast, our scheme provides good security (no scheme can be completely secure without suitable encryption on the network) without sacrificing performance.

There are two aspects to protection. First, only entities that are authorized to communicate with each other should be able to communicate. Second, entities should not be able to impersonate others. Our scheme achieves the first objective by ensuring that applications negotiate connection setup through the trusted registry server. Without going through this process, libraries have no send (or receive) capability for the network. Impersonation is prevented by associating a header template with a send capability. When the network I/O module receives packets to be transmitted, it matches fields in the template against the packet header. Similarly, unauthorized access to incoming packets is prevented because the registry server activates the address demultiplexing mechanism as part of the connection establishment phase.

The checks required for header matching on outgoing packets are similar to those needed for address demultiplexing on incoming network packets. Since our host-network controllers do not provide any hardware support for this, the logic required for this needs to be synthesized (or compiled) into the network I/O module. Usually, this code segment is quite short. Our scheme has the defect that it violates strict layering — the lower level network layer manipulates higher level protocol layers. We regard this as an acceptable cost for the benefit it provides.

In a typical local area environment, network eavesdropping and tapping are usually possible. Our scheme, like other schemes that do not use some form of encryption, does not provide absolute guarantees on unauthorized accesses or impersonation. However, our scheme can be augmented with encryption in the network I/O module if additional security is required.

Packet Demultiplexing Issues

We described earlier the notion of the BQI that is provided by the host-network controller for demultiplexing incoming data. To summarize, the AN1 link header contains an index into a table that describes the eventual destination of the packet in a (higher-level) protocol independent way. BQI zero is the default used by the controller and refers to protected memory within the kernel. To use the hardware packet demultiplexing facility for user-level data transfer, non-zero BQIs have to be exchanged between the two parties. In our case, the server performs this function as part of the TCP three-way handshake.

Before initiating connection the server requests the network I/O module for a BQI that the remote node can use. It then inserts the BQI into an unused field in the AN1 link header which is extracted by the remote server. The remote server, as part of setting the template with the network I/O module, specifies the BQI to be used on outgoing packets. Subsequent packets have the BQI field set correctly in their link-level header. Since the handshake is three-way, both sides have a chance to receive and send BQIs before starting data exchanges. After BQIs have been exchanged at call setup time, all packets for that connection are transferred to host buffers in the ring for that BQI.

4 Performance

This section compares the performance of our design with monolithic (in-kernel and single-server) implementations. Our goal was to ensure that our design is competitive with kernel-level implementations or the Mach single-server implementation, and therefore superior to a user-level implementation that uses intermediary servers.

Our hardware environment consists of two DECstation 5000/200 (25 MHz R3000 CPUs) workstations connected to a 10 Mb/sec Ethernet, as well as to a switchless, private segment of a 100 Mb/sec AN1 network.

In order to generate accurate measurements of elapsed time, we used a real-time clock that is part of the AN1 controller. This clock ticks at the rate of 40 ns and can be read by user processes by mapping and accessing a device memory location.

Impact of Mechanisms

First, we wanted to estimate the cost imposed by our mechanisms (shared memory, library-device signaling, protection checking in the kernel, software template matching, etc.) on the overall throughput of data transfer. To estimate this overhead, we ran a micro-benchmark that used two applications to exchange data over the 10 Mb/sec Ethernet, without using any higher-level protocols. All the standard mechanisms that we provide (including the library-kernel signaling) are exercised in this experiment. (However, this test does not exercise any of Mach's thread or synchronization primitives that a real protocol implementation would. Thus, a realistic protocol implementation in our design is likely to have lower throughput than our benchmark. This can be attributed to two factors — inherent protocol implementation inefficiency, and the overheads introduced by using multiple threads, context switching, synchronization, and timers.)

System	Throughput (Mb/s)		
	User-to-User	Standalone	Percentage
DECstation 5000/200	8.5	9.6	89%

Table 1: Impact of Our Mechanisms on Throughput

System	Throughput (Mb/s) User Packet Size (bytes)			
	512	1024	2048	4096
Ethernet				
Ultrix 4.2A	5.8	7.6	7.6	7.6
Mach 3.0/UX (mapped)	2.1	2.5	3.2	3.5
Our (Mach) Implementation	4.3	4.6	4.8	5.0
DEC SRC AN1				
Ultrix 4.2A	4.8	10.2	11.9	11.9
Our (Mach) Implementation	6.7	8.1	9.4	11.9

Table 2: Throughput Measurements (in megabits/second)

Table 1 gives the measured absolute throughputs using maximum-sized Ethernet packets. For comparison, it also shows throughput as a percentage of the maximum achievable using the raw hardware with a standalone program and no operating system. (Note that the standalone system measurement represents link saturation when the Ethernet frame format and inter-packet gaps are accounted for.) Our measurements show that our mechanisms introduce only very modest overhead in return for their considerable benefits.

Throughput

Next, we compare the performance of our library with two monolithic protocol implementations. The systems we use for comparison are Ultrix 4.2A, and Mach (version MK74) with the UNIX server (version UX36). We did not alter the Ultrix 4.2A kernel in any way except to add the AN1 driver. This driver does not currently implement the non-zero BQI functions that we described earlier and uses only BQI zero to transfer data from the network to protected kernel buffers. We did not alter either the stock Mach kernel or the UX server significantly. The main changes we made were restricted to adding a driver for our AN1 network device and appropriate memory and signaling support for the buffer layer.

The hardware platforms for the three systems are identical — DECstation 5000/200s connected to Ethernet and DEC SRC AN1. Our implementation of the protocol stack has not exploited any special techniques for speeding up TCP such as integrating the checksum with a data copy. The implementations we compare our design with also do not exploit any of these techniques. In fact, the protocol stack that is executed is nearly identical in all three systems. Thus, this is an "apples to apples" comparison: any performance difference is due to the structure and mechanisms provided in the three systems.

The primary performance metric for a byte-stream protocol like TCP is throughput. Table 2 indicates the relative performance of the implementations. Throughput was measured between user-level programs running on otherwise idle workstations and unloaded networks. In each case the user-level programs were running on identical systems. The user-level program itself is identical except for the libraries that it was linked against. We report the performance for several different user-level packet sizes. User packet size has an impact on the throughput in two ways. First, network efficiency improves with increased packet size up to the maximum allowable on the link, and thus we see increasing throughput with packet size. Second, user packet sizes beyond the link-imposed

maximum will require multiple network packet transmissions for each packet. This effect influences overall performance depending on the relative locations of the application, the protocol implementation, and the device driver, and the relative costs of switching among these locations.

Table 2 has two interesting aspects to it. First, the user-level library implementation outperforms the monolithic Mach/UX implementation. Our implementation is 42% faster than the Mach/UX implementation for the 4K packet case (and even faster for smaller packet sizes). The protocol stack and the base operating system's support for threads and synchronization are the same in the two systems, indicating that our structure has clear performance advantages. For instance, crossing between application and the protocol code can be made cheaper, because the sanity checks involved in a trap can be simplified. Similarly, a kernel crossing to access the network device can be made fast because it is a specialized entry point.

Another interesting point in Table 2 is the performance difference between the Ultrix-based version and the two Mach-based versions. For example, Ultrix on Ethernet is 35–65% faster than our implementation. However, on AN1, the difference is far less pronounced. We instrumented the Ultrix kernel and our Mach-based implementation to better understand the differences between the two systems.

Our measurements indicate that, under load, there is considerable difference in the execution time of the code that delivers packets from the network to the protocol layer in the two implementations. The code path consists primarily of low-level, interrupt driven, device management code in both systems. Our implementation also contains code to signal the user thread as well as special packet demultiplexing code for the Ethernet that is not present in Ultrix.

To summarize our measurements, the times to deliver AN1 packets to the protocol code in Ultrix and in our implementation are comparable. This is not very surprising because the device driver code is basically the same in the two systems and there is no special packet filter code to be invoked for input packet demultiplexing since it is done in hardware. The only difference between the device drivers is that our implementation uses non-zero BQIs while Ultrix uses BQI zero. The user level signaling code does not add significantly to the overall time because network packet batching is very effective. The TCP/IP protocol code in Ultrix and our implementation are nearly identical and hence the overall performance is comparable in the two systems.

In contrast, the time to deliver maximum-sized Ethernet packets to our user-level protocol code is about 0.8 ms greater than in Ultrix. Under load, this time difference increases due to increased queueing delays as packets arrive at the device and await service. In addition to the increased queueing delay, fewer network packets are batched to the user per semaphore notification. However, we don't view this as an insurmountable problem with user-level library implementations of protocols. Some of this performance can be won back by a better implementation of synchronization primitives, user level threads, and protocol stacks. (For instance, the implementation in [14], which uses a later version of the Mach kernel, an improved user-level threads package, and a different TCP implementation reportedly achieves higher throughput than the Ultrix version.)

The observed throughput on AN1 is lower than the maximum the network can support. The primary reason for this is that the AN1 driver does not currently use maximum sized AN1 packets which can be as large as 64K bytes: it encapsulates data into an Ethernet datagram and restricts network transmissions to 1500-byte packets. We achieve better performance than Ultrix with 512-byte user packets because our implementation uses a buffer organization that eliminates byte copying. Ultrix uses an identical mechanism, but it is invoked only when the user packet size is 1024 bytes or larger.

System	Round-Trip Time (ms) User Packet Size (bytes)		
	1	512	1460
Ethernet			
Ultrix 4.2A	1.6	3.5	6.2
Mach 3.0/UX (mapped)	7.8	10.8	16.0
Our (Mach) Implementation	2.8	5.2	9.9
DEC SRC AN1			
Ultrix 4.2A	1.8	2.7	3.2
Our (Mach) Implementation	2.7	3.4	4.7

Table 3: Round Trip Latencies (in milliseconds)

System	Connection Setup Time (ms)
Ultrix 4.2A	
Ethernet	2.6
DEC SRC AN1	2.9
Mach 3.0/UX	
Ethernet (mapped)	6.8
Our (Mach) Implementation	
Ethernet	11.9
DEC SRC AN1	12.3

Table 4: Connection Setup Cost (in milliseconds)

Unlike the mapped Ethernet device, standard Mach does not currently support a mapped AN1 driver. Measuring native Mach/UX TCP performance using our unmapped, in-kernel AN1 driver is likely to be an unfair indicator of Mach/UX performance. We therefore do not report Mach/UX performance on AN1.

Latency

We compared the latency characteristics of our implementation with the monolithic versions. The latency is measured by doing a simple ping-pong test between two applications. The first application sends data to the second, which in turn, sends the same amount of data back. The average round-trip time for the exchange with various data sizes is shown in Table 3. This does not include connection setup time, which is separately accounted for below. As the table indicates, latencies on the Ethernet are significantly reduced from the Mach/UX monolithic implementation and is on average about 61% higher than the Ultrix implementation. On the AN1, the difference between Ultrix and our implementation is about 40%.

Connection Setup Cost

In addition to throughput and latency measurements, another useful measure of performance is the connection setup time. Connection setup time is important for applications that periodically open connections to peers and send small amounts of data before closing the connection. In a kernel implementation of TCP, connection setup time is primarily the time to complete the three-way handshake. However, in our design, the time to set up a connection is likely to be greater because of the additional actions that the registry server must perform. Anticipating this effect, our implementation overlaps much of this with packet transmission.

In measuring TCP connection setup time, we assumed that the passive peer was already listening for connections when the active connection was initiated.

Table 4 indicates the connection setup time of the different systems. The speed of the network is not a factor in the total time because the amount of data exchanged during connection setup is

insignificant. As the table indicates, our design introduces a noticeable cost for connection setup but it is a reasonable overhead if it can be amortized over multiple subsequent data exchanges. The connection setup time is slightly higher for the AN1 because the machinery involved to set up the BQI has to be exercised.

The 11.9 ms overhead in our Ethernet implementation can be roughly broken down as follows.

1. The time to get to the remote peer and back is the bulk of the cost (4.6 ms). Network transmission time is not a factor because it is on the order of 100 μs or so. Most of the overhead is local and includes the server's cost of accessing the network device. Unlike the protocol library, the registry server does not access the network device using shared memory, but instead uses standard Mach IPCs.

2. There is a part of the outbound processing that cannot be overlapped with data transmission. This includes allocating connection identifiers, executing the start of connection set up phase, etc., and accounts for about 1.5 ms.

3. Nearly 3.4 ms are spent in setting up user channels to the network device when the connection set up is being completed.

4. The time to go from the application to the server and back is about 900 μs, and is relatively modest.

5. Finally, it takes about 1.4 ms to transfer and set up TCP state to user level.

There are obvious ways of reducing the overhead that we did not pursue. For example, having a more efficient path between the registry server and the device and using shared memory to transfer the protocol state between the server and the protocol library is likely to reduce overhead. Nonetheless, it is unlikely to be as low as the Ultrix implementation.

Packet Demultiplexing Tradeoffs

Finally, we quantify the cost/benefit tradeoff of hardware support for demultiplexing incoming packets. Table 5 indicates the execution time for demultiplexing an incoming packet with and without hardware support. For the Ethernet, programmed I/O is used to transfer the packet to host memory from the controller, and input packet demultiplexing is done entirely in software. On the AN1, DMA is used to transfer the data and the BQI acts as the demultiplexing field.

Table 5 represents only the cost of software/hardware packet demultiplexing; copy and DMA costs are not included. The cost of device management code inherent to packet demultiplexing in the case of the AN1 is included. As the table indicates, there is no significant difference in the timing. The AN1 host-network interface has more complex machinery to handle multiplexing. Part of the cost of programming this machinery and bookkeeping accounts for the observed times. As packet size increases, the tradeoff between the two schemes becomes more complex depending on the details of the memory system (e.g., the presence of snooping caches), and specifics of the protocols (e.g., can the checksum be done in hardware). For example, if hardware checksum alone is sufficient, and the cache system supports efficient DMA by I/O devices, we expect the BQI scheme to have a significant performance advantage over one that uses only software.

Summary

In summary, our performance data suggests that it is possible to structure protocols as libraries without sacrificing throughput relative to monolithic organizations. Given the right mechanisms

Network Interface	Demultiplexing Cost (μs)
Lance Ethernet (Software)	52
AN1 (Hardware BQI)	50

Table 5: Hardware/Software Demultiplexing Tradeoffs

in the base operating system, user-level implementations can be competitive with monolithic implementations of identical protocols. Further, techniques that exploit application-specific knowledge that are difficult to apply in dedicated server and in-kernel organizations now become easier to apply. A relatively expensive connection setup is needed, but in practice a single setup is amortized across many data transfer operations.

5 Conclusions and Future Work

We have described a new organization for structuring protocol implementations at user-level. The feature of this organization that distinguishes it from earlier work is that it avoids a centralized server, achieving good performance without compromising security. The motivation for choosing a user-level library implementation over an in-kernel implementation is that it is easier to maintain and debug, and can potentially exploit application-specific knowledge for performance. Software maintenance and other software engineering issues are likely to be increasing concerns in the future when diverse protocols are developed for special purpose needs.

Based on our experience with implementing protocols on Mach, we believe that complex, connection-oriented, reliable protocols can be implemented outside the kernel using the facilities provided by contemporary operating systems in addition to simple support for input demultiplexing. In-kernel techniques to simplify layering overheads and context switching overheads continue to be applicable even at user-level.

Our organization is demonstrably beneficial for connection-oriented protocols. For connectionless protocols, the answer is less clear. Typical request-response protocols do not require an initial connection setup, yet require authorized connection identifiers to be used. However, these protocols are often used in an overall context that has a connection setup (or address binding) phase, e.g., in an RPC system. In these cases, after the address binding phase, the dedicated server can be bypassed, reducing overall latency which is the important performance factor in such protocols.

A similar observation applies to hardware packet demultiplexing mechanisms as well. To fully exploit the benefits of the BQI scheme, indexes have to be exchanged between the peers. This is easy if connection setup (as in TCP) or binding (as in RPC) is performed prior to normal data transfer. In other cases, the hardware packet demultiplexing mechanism is difficult to exploit because there is no separate connection set up phase that can negotiate the BQIs.

Another area that we have not explored is the manner and extent to which application-level knowledge can be exploited by the library. Simple approaches include providing a set of canned options that determine certain characteristics of a protocol. A more ambitious approach would be for an external agent like a stub compiler to examine the application code and a generic protocol library and to generate a protocol variant suitable for that particular application.

Acknowledgments

Several people at the DEC Systems Research Center made it possible for us to use the AN1 controllers. Special thanks are due to

Chuck Thacker who helped us understand the workings of the controller, to Mike Burrows for supplying an Ultrix device driver, and to Hal Murray for adding the BQI firmware at such short notice. Thanks are also due to Brian Bershad for many lively discussions and for insights into the workings of Mach. The anonymous referees provided comments which added greatly to the paper.

References

[1] Mark B. Abbot and Larry L. Peterson. A language-based approach to protocol implementation. In *Proceedings of the 1992 SIGCOMM Symposium on Communications Architectures and Protocols*, pages 27–38, August 1992.

[2] Andrew D. Birrell and Bruce Jay Nelson. Implementing remote procedure calls. *ACM Transactions on Computer Systems*, 2(1):39–59, February 1984.

[3] David R. Cheriton and Carey L. Williamson. VMTP as the transport layer for high-performance distributed systems. *IEEE Communications Magazine*, 27(6):37–44, June 1989.

[4] David Clark. The structuring of systems with upcalls. In *Proceedings of the 10th ACM Symposium on Operating Systems Principles*, pages 171–180, December 1985.

[5] Eric C. Cooper and Richard P. Draves. C threads. Technical Report CMU-CS-88-154, Carnegie Mellon University, June 1988.

[6] Digital Equipment Corporation, Workstation Systems Engineering. *PMADD-AA TurboChannel Ethernet Module Functional Specification, Rev 1.2.*, August 1990.

[7] Willibald A. Doeringer, Doug Dykeman, Matthias Kaiserwerth, Bernd Werner Meister, Harry Rudin, and Robin Williamson. A survey of light-weight transport protocols for high-speed networks. *IEEE Transactions on Communications*, 38(11):20–31, November 1990.

[8] Richard P. Draves, Brian N. Bershad, Richard F. Rashid, and Randall W. Dean. Using continuations to implement thread management and communication in operating systems. In *Proceedings of the 13th ACM Symposium on Operating Systems Principles*, pages 122–136, October 1991.

[9] Edward W. Felten. The case for application-specific communication protocols. In *Proceedings of Intel Supercomputer Systems Division Technology Focus Conference*, pages 171–181, 1992.

[10] Alessandro Fiorin, David B. Golub, and Brian N. Bershad. An I/O system for Mach 3.0. In *Proceedings of the Second Usenix Mach Workshop*, pages 163–176, November 1991.

[11] Norman C. Hutchinson and Larry L. Peterson. The x-kernel: An architecture for implementing network protocols. *IEEE Transactions on Software Engineering*, 17(1):64–76, January 1991.

[12] Samuel J. Leffler, Marshall Kirk McKusick, Michael J. Karels, and John S. Quarterman. *The Design and Implementation of the 4.3BSD UNIX Operating System*. Addison-Wesley Publishing Company, Inc., 1989.

[13] Chris Maeda and Brian N. Bershad. Networking performance for microkernels. In *Proceedings of the Third Workshop on Workstation Operating Systems*, pages 154–159, April 1992.

[14] Chris Maeda and Brian N. Bershad. Protocol service decomposition for high performance internetworking. Unpublished Carnegie Mellon University Technical Report, March 1993.

[15] Henry Massalin. *Synthesis: An Efficient Implementation of Fundamental Operating System Services*. Ph.D. thesis, Columbia University, 1992.

[16] Henry Massalin and Calton Pu. Threads and input/output in the Synthesis kernel. In *Proceedings of 12th ACM Symposium on Operating Systems Principles*, pages 191–201, December 1989.

[17] Steven McCanne and Van Jacobson. The BSD Packet Filter: A new architecture for user-level packet capture. In *Proceedings of the 1993 Winter USENIX Conference*, pages 259–269, January 1993.

[18] Jeffrey C. Mogul, Richard F. Rashid, and Michael J. Accetta. The Packet Filter: An efficient mechanism for user-level network code. In *Proceedings of the 11th ACM Symposium on Operating Systems Principles*, pages 39–51, November 1987.

[19] Franklin Reynolds and Jeffrey Heller. Kernel support for network protocol servers. In *Proceedings of the Second Usenix Mach Workshop*, pages 149–162, November 1991.

[20] Douglas C. Schmidt, Donald F. Box, and Tatsuya Suda. ADAPTIVE: A flexible and adaptive transport system architecture to support lightweight protocols for multimedia applications on high-speed networks. In *Proceedings of the Symposium on High Performance Distributed Computing*, pages 174–186, Syracuse, New York, September 1992. IEEE.

[21] Michael D. Schroeder, Andrew D. Birrell, Michael Burrows, Hal Murray, Roger M. Needham, Thomas L. Rodeheffer, Edwin H. Satterthwaite, and Charles P. Thacker. Autonet: A high-speed, self-configuring local area network using point-to-point links. *IEEE Journal on Selected Areas in Communications*, 9(8):1318–1335, October 1991.

[22] David L. Tennenhouse. Layered multiplexing considered harmful. In *Proceedings of the 1st International Workshop on High-Speed Networks*, pages 143–148, November 1989.

[23] Charles P. Thacker, Lawrence C. Stewart, and Edwin H. Satterthwaite, Jr. Firefly: A multiprocessor workstation. *IEEE Transactions on Computers*, 37(8):909–920, August 1988.

[24] Christian Tschudin. Flexible protocol stacks. In *Proceedings of the 1991 SIGCOMM Symposium on Communications Architectures and Protocols*, pages 197–205, September 1991.

[25] George Varghese and Tony Lauck. Hashed and hierarchical timing wheels: Data structures for the efficient implementation of a timer facility. In *Proceedings of the 11th ACM Symposium on Operating Systems Principles*, pages 25–38, November 1987.

[26] Richard W. Watson and Sandy A. Mamrak. Gaining efficiency in transport services by appropriate design and implementation choices. *ACM Transactions on Computer Systems*, 5(2):97–120, May 1987.