LegalMetric District Report
Texas Western District Court
in Patent Cases

January 2000-July 2025

This report contains confidential and proprietary information of LegalMetric, Inc. Use of this information by anyone other than the purchaser or, if the purchaser is a law firm, the purchaser's client, or disclosure of this information to persons other than the purchaser or, if the purchaser is a law firm, the purchaser's client, without the consent of LegalMetric, Inc. is prohibited.

The information contained in this report is obtained from the official docket records of the federal courts. No attempt has been made to correct that data. For example, cases may be misclassified in the official docket records. In addition, cases are classified only by the primary cause of action. Cases having multiple causes of action are analyzed only under the primary cause of action identitied on the official court docket.

LegalMetric, Inc. is not a law firm, does not provide legal advice, and is not engaged in the practice of law. No attorney-client relationship exists between LegalMetric, Inc. and any user of its products. LegalMetric provides statistical and analytical information to anyone who desires to purchase that information. Any purchaser of LegalMetric products who wants legal advice should hire an attorney.

INFINEON 1043
Infineon v. Mosaid
IPR2025-01171

Overview

This report covers the patent cases of the active judges in the Texas Western District Court as of July 2025 (the date of the most recent LegalMetric docket download for this court). Cases of inactive judges are not included.

The number of cases, judgments, contested judgments, and trials for this court are shown below.

	Number
Total Cases	4700
Open Cases	388
Closed Cases	4312
Judgments	225
Contested Judgmnts	164
Trials	43
Bench	1
Jury	42

The overall win rate, contested win rate, and trial win rate for the patentee are shown to the right and the corresponding times to termination are shown below. Contested win rates do not include consent and default judgments.

	Months
All Cases	9.7
Judgments	22.2
Contested	24.1
Trial	35.7
Bench	37.5
Jury	35.6

Patentee and Accused Infringer Overall Win Rate by Year

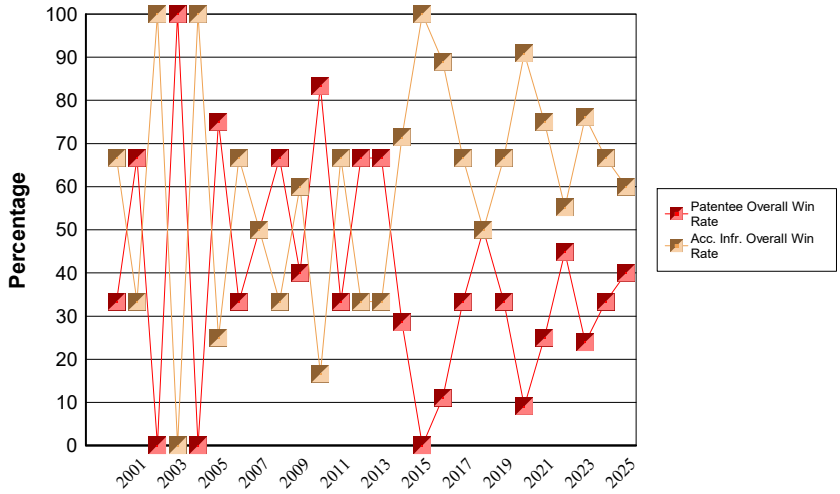

	Pat. Win Rate
Overall	33.8
Contested	18.3
Trial	60.5
Bench	100.0
Jury	59.5

	Accused Win Rate
Overall	66.2
Contested	81.7
Trial	39.5
Bench	0.0
Jury	40.5

Color Scheme: Red in the tables indicates a win rate more than 10% more favorable to the ACCUSED INFRINGER, or a pendency time at least 6 months SLOWER than the national average. Yellow indicates a win rate from 0% to 10% more favorable to the ACCUSED INFRINGER, or a pendency time from 0 to 6 months SLOWER than the national average. Bright (lime) green indicates a win rate from 0% to 10% more favorable to the PATENTEE, or a pendency time from 0 to 6 months FASTER than the national average. And dark green indicates a win rate more than 10% more favorable to the PATENTEE than the national average, or a pendency time over 6 months FASTER than the national average.

Average Time to Termination by Judgment

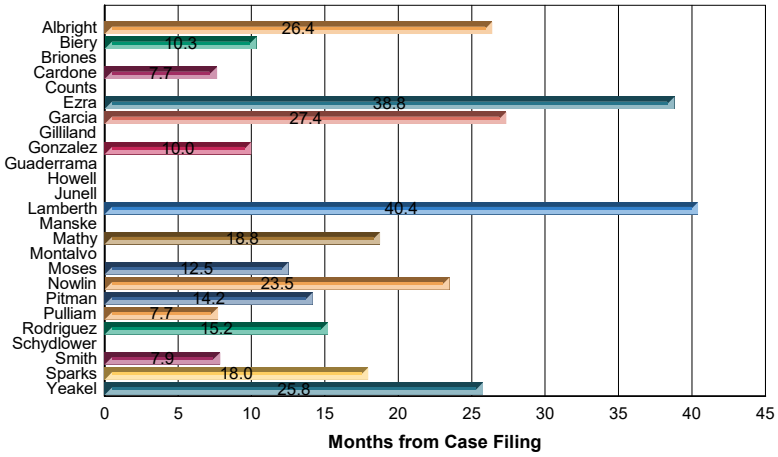

Larger Version in Body of Report

The average and median award amounts for this district are:

Average: $145,125,715
Median: $20,617,004

Appeals:

	Number of Appeals	Complete Affirmance Rate
Total	121	61.0

Motions and Claim Construction:
The win rates on various motions for the district (if any), along with the number of decisions and the number of claim construction decisions are shown below.

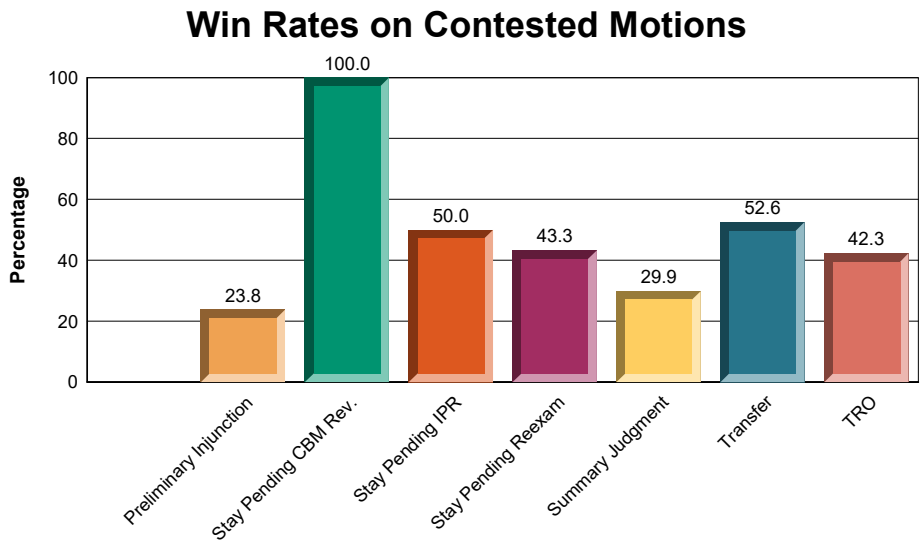

	Win Rate
Preliminary Injunction	23.8
Stay Pending CBM Rev.	100.0
Stay Pending IPR	50.0
Stay Pending Reexam	43.3
Summary Judgment	29.9
Transfer	52.6
TRO	42.3

	Number of Decisions
Claim Construction	412
Preliminary Injunction	21
Stay Pending CBM Rev	2
Stay Pending IPR	54
Stay Pending Reexam	30
Summary Judgment	363
Transfer	351
TRO	13

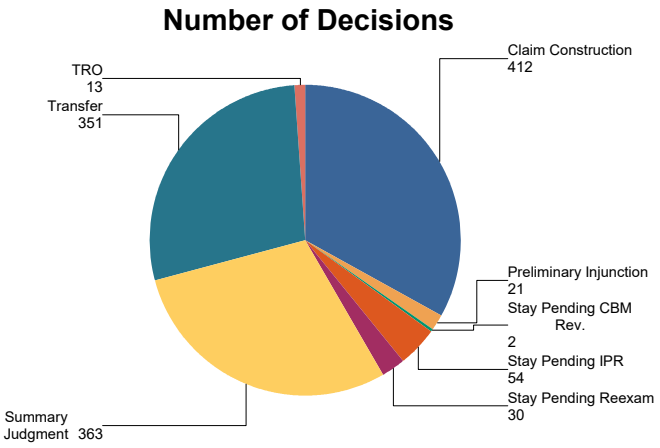

Jury Verdict
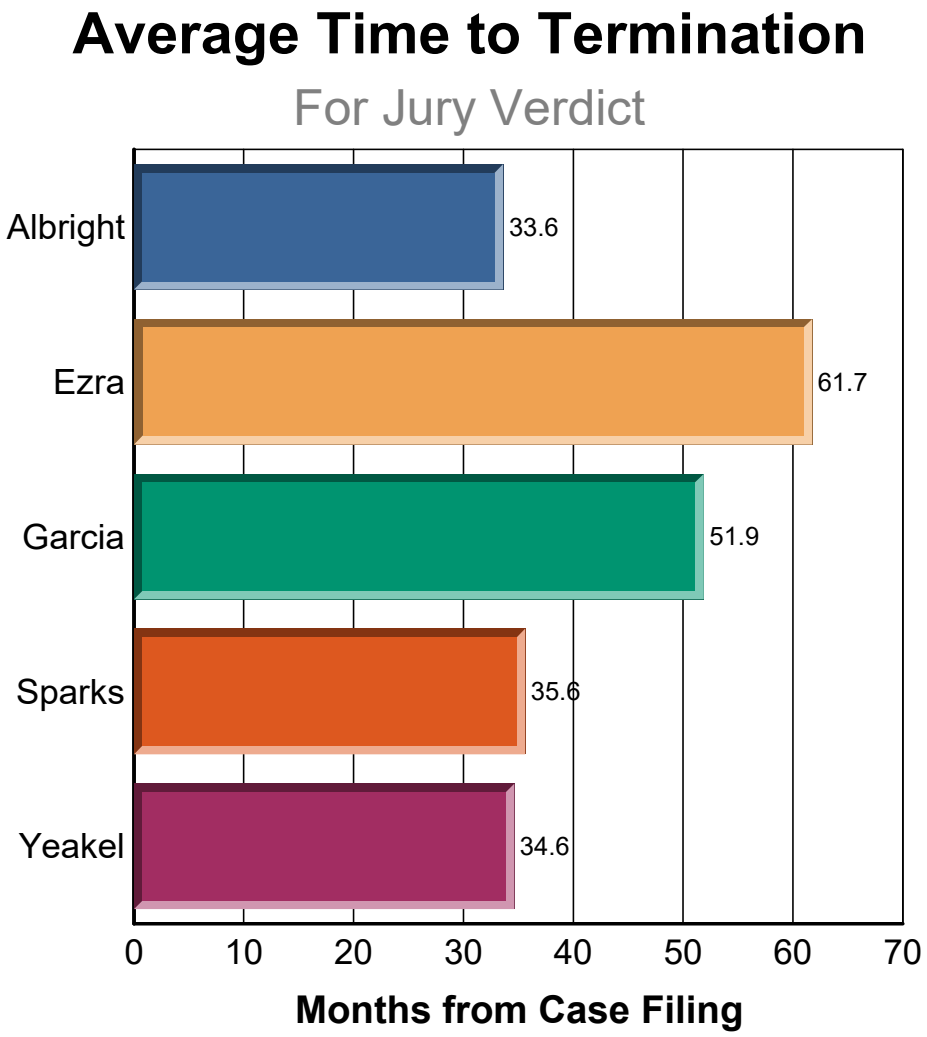
The number of Jury Verdict outcomes and the average time to termination by that outcome are shown below for the district and for each judge who has at least one such outcome.