US 20130054634A1

(19) United States

(12) Patent Application Publication

Chakraborty et al.

(10) Pub. No.: US 2013/0054634 A1

(43) Pub. Date: Feb. 28, 2013

(54) CLOUD-TO-CLOUD PEERING

(75) Inventors: **Soumyajit Chakraborty**, Harrison, NJ (US); **James Gordon Beattie, JR.**, Bergenfield, NJ (US); **Nicholas Bruno**, Bayville, NJ (US); **Stephen J. Griesmer**, Westfield, NJ (US)

(73) Assignee: **AT&T INTELLECTUAL PROPERTY I, L.P.**, Atlanta, GA (US)

(21) Appl. No.: **13/219,780**

(22) Filed: **Aug. 29, 2011**

Publication Classification

(51) **Int. Cl.**

G06F 15/16 (2006.01)

G06F 17/30 (2006.01)

(52) **U.S. Cl.** **707/769**; 709/204; 707/E17.014

(57) **ABSTRACT**

A method includes receiving an input at a first cloud from a first device associated with a first user. The input indicates that an item stored in the first cloud is accessible to a second device associated with a second user via a second cloud that is coupled to the first cloud. The first cloud is associated with the first user and the second cloud is associated with the second user.

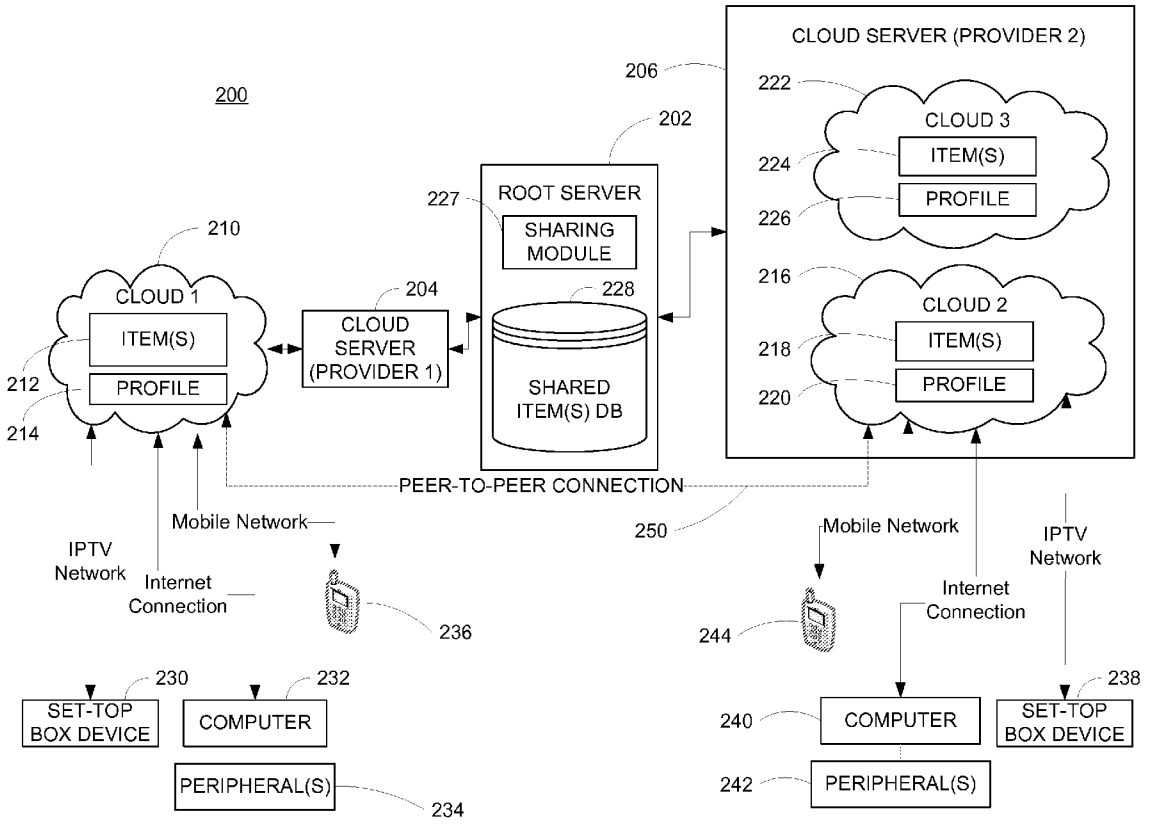

REOLINK 1017

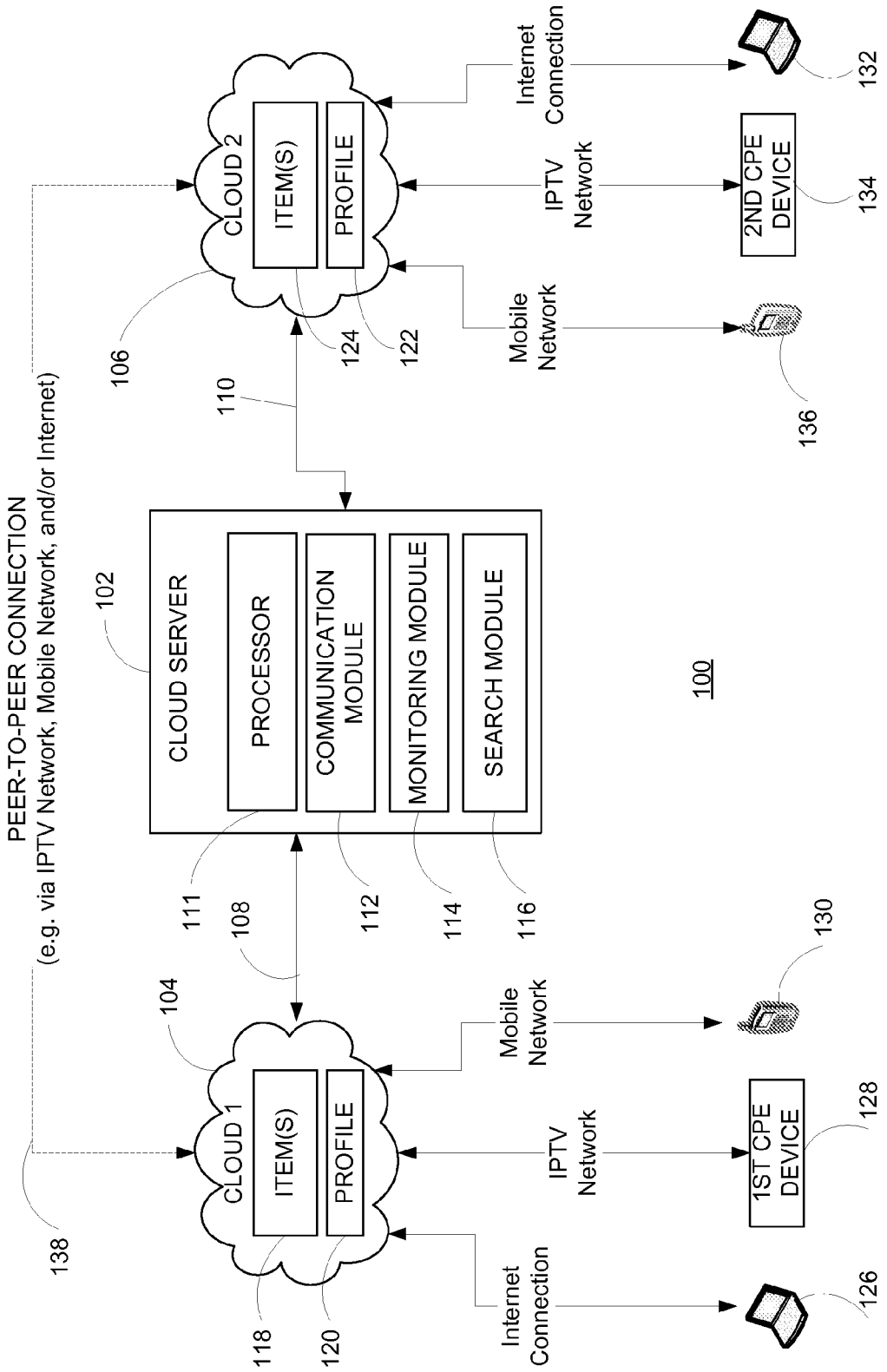
PEER-TO-PEER CONNECTION
(e.g. via IPTV Network, Mobile Network, and/or Internet)
138
CLOUD 1
ITEM(S)
PROFILE
118
120
104
108
CLOUD SERVER
PROCESSOR
COMMUNICATION MODULE
MONITORING MODULE
SEARCH MODULE
111
112
114
116
102
110
CLOUD 2
ITEM(S)
PROFILE
124
122
106
Internet Connection
IPTV Network
Mobile Network
Mobile Network
IPTV Network
Internet Connection
1ST CPE DEVICE
2ND CPE DEVICE
126
128
130
132
134
136
100

FIG. 1

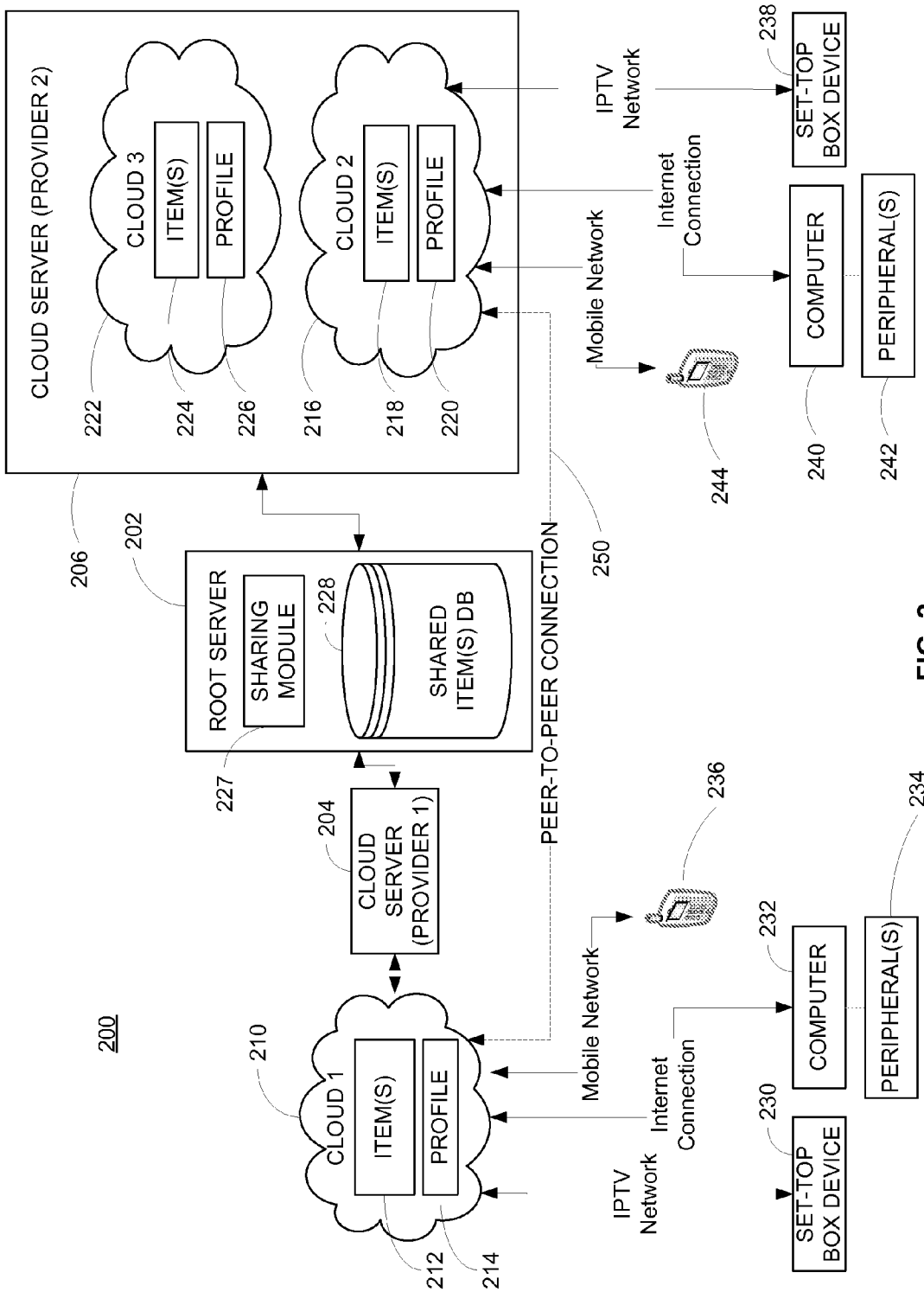
200
CLOUD SERVER (PROVIDER 2)
206
CLOUD 3
ITEM(S)
PROFILE
222
224
226
CLOUD 2
ITEM(S)
PROFILE
216
218
220
IPTV Network
238
SET-TOP BOX DEVICE
Internet Connection
COMPUTER
240
PERIPHERAL(S)
242
Mobile Network
244
250
PEER-TO-PEER CONNECTION
202
ROOT SERVER
SHARING MODULE
227
228
SHARED ITEM(S) DB
204
CLOUD SERVER (PROVIDER 1)
CLOUD 1
ITEM(S)
PROFILE
210
212
214
Mobile Network
236
Internet Connection
232
COMPUTER
PERIPHERAL(S)
234
IPTV Network
230
SET-TOP BOX DEVICE

FIG. 2

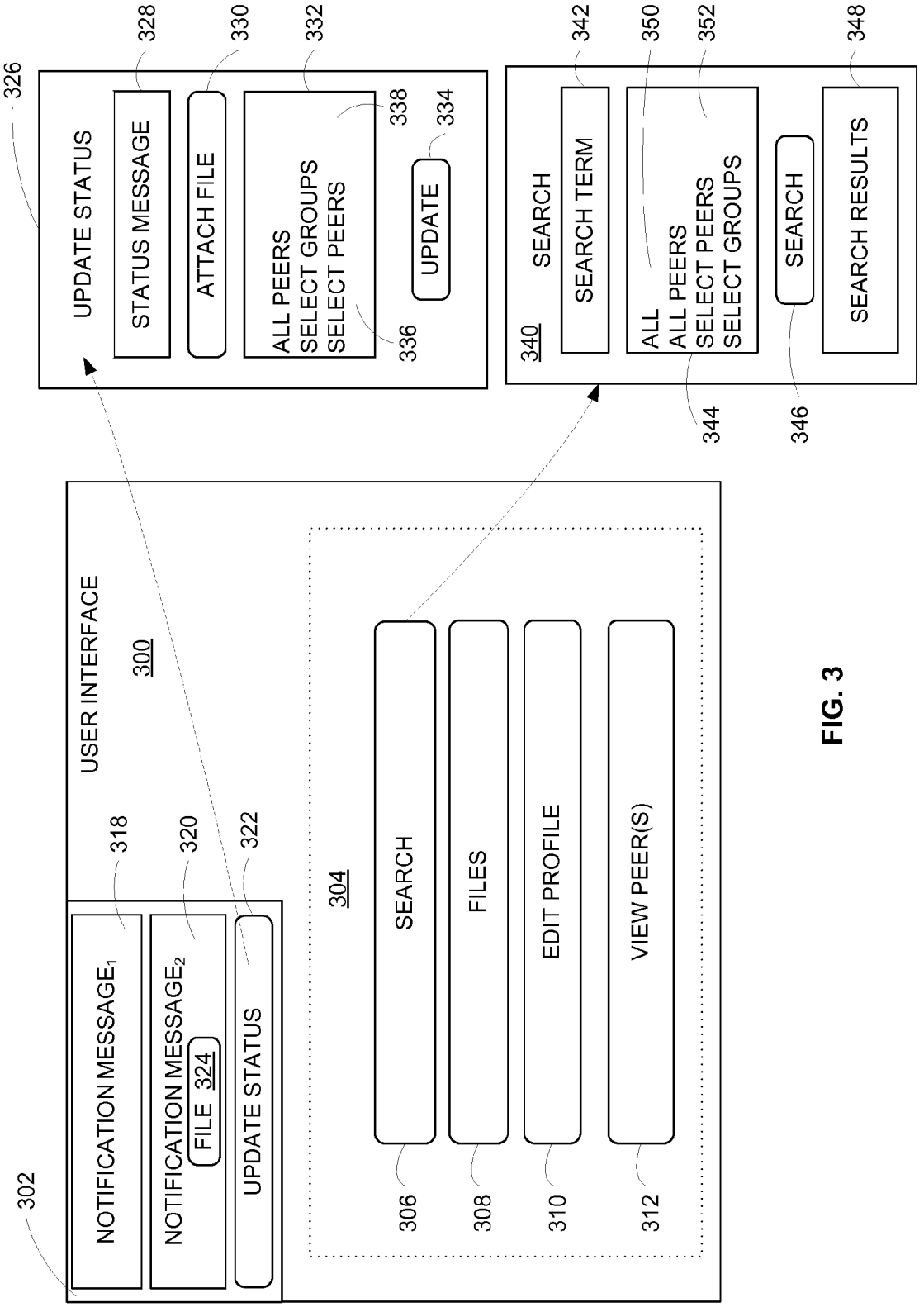
USER INTERFACE
300
302
NOTIFICATION MESSAGE1
318
NOTIFICATION MESSAGE2
FILE 324
320
UPDATE STATUS
322
304
SEARCH
306
FILES
308
EDIT PROFILE
310
VIEW PEER(S)
312
UPDATE STATUS
326
STATUS MESSAGE
328
ATTACH FILE
330
ALL PEERS
SELECT GROUPS
SELECT PEERS
332
336
338
UPDATE
334
SEARCH
340
SEARCH TERM
342
ALL
ALL PEERS
SELECT PEERS
SELECT GROUPS
350
352
344
SEARCH
346
SEARCH RESULTS
348

FIG. 3

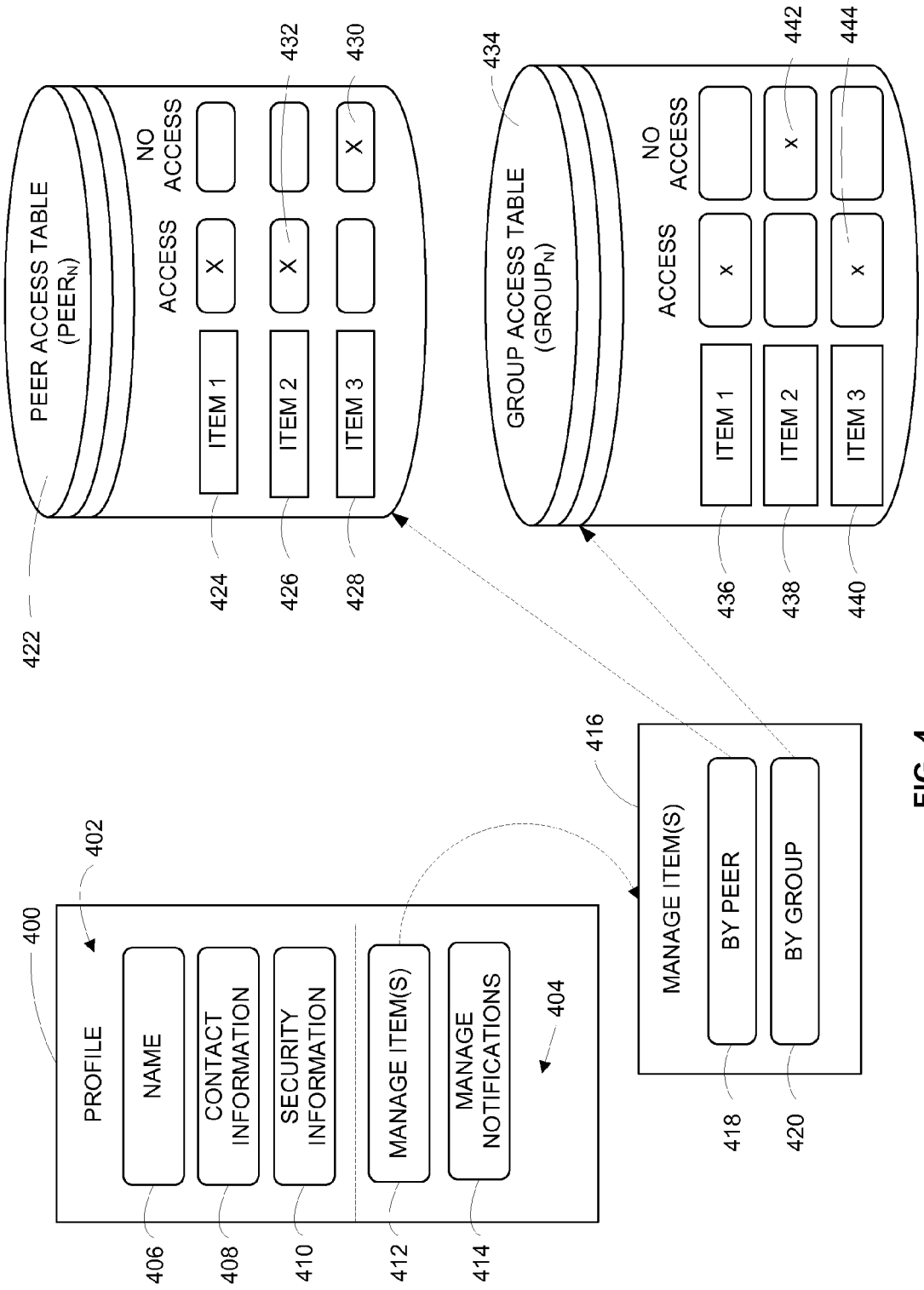
PEER ACCESS TABLE
(PEER$_N$)
ACCESS
NO ACCESS
ITEM 1
ITEM 2
ITEM 3
X
X
X
422
424
426
428
430
432
GROUP ACCESS TABLE
(GROUP$_N$)
ACCESS
NO ACCESS
ITEM 1
ITEM 2
ITEM 3
x
x
x
434
436
438
440
442
444
PROFILE
NAME
CONTACT INFORMATION
SECURITY INFORMATION
MANAGE ITEM(S)
MANAGE NOTIFICATIONS
400
402
404
406
408
410
412
414
MANAGE ITEM(S)
BY PEER
BY GROUP
416
418
420

FIG. 4

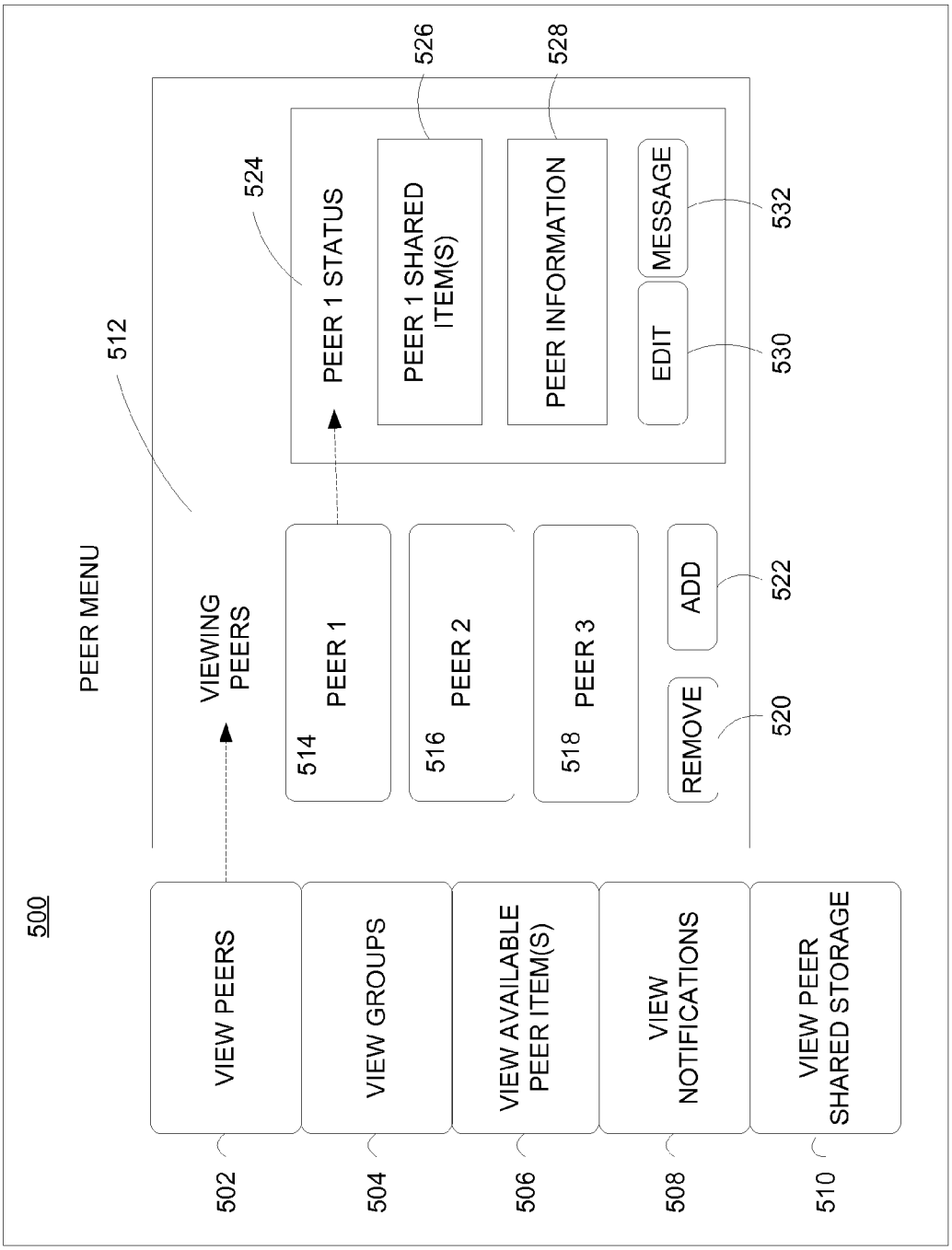
500
PEER MENU
512
VIEW PEERS
VIEW GROUPS
VIEW AVAILABLE PEER ITEM(S)
VIEW NOTIFICATIONS
VIEW PEER SHARED STORAGE
502
504
506
508
510
VIEWING PEERS
PEER 1
PEER 2
PEER 3
514
516
518
REMOVE
ADD
520
522
524
PEER 1 STATUS
PEER 1 SHARED ITEM(S)
PEER INFORMATION
526
528
EDIT
MESSAGE
530
532

FIG. 5

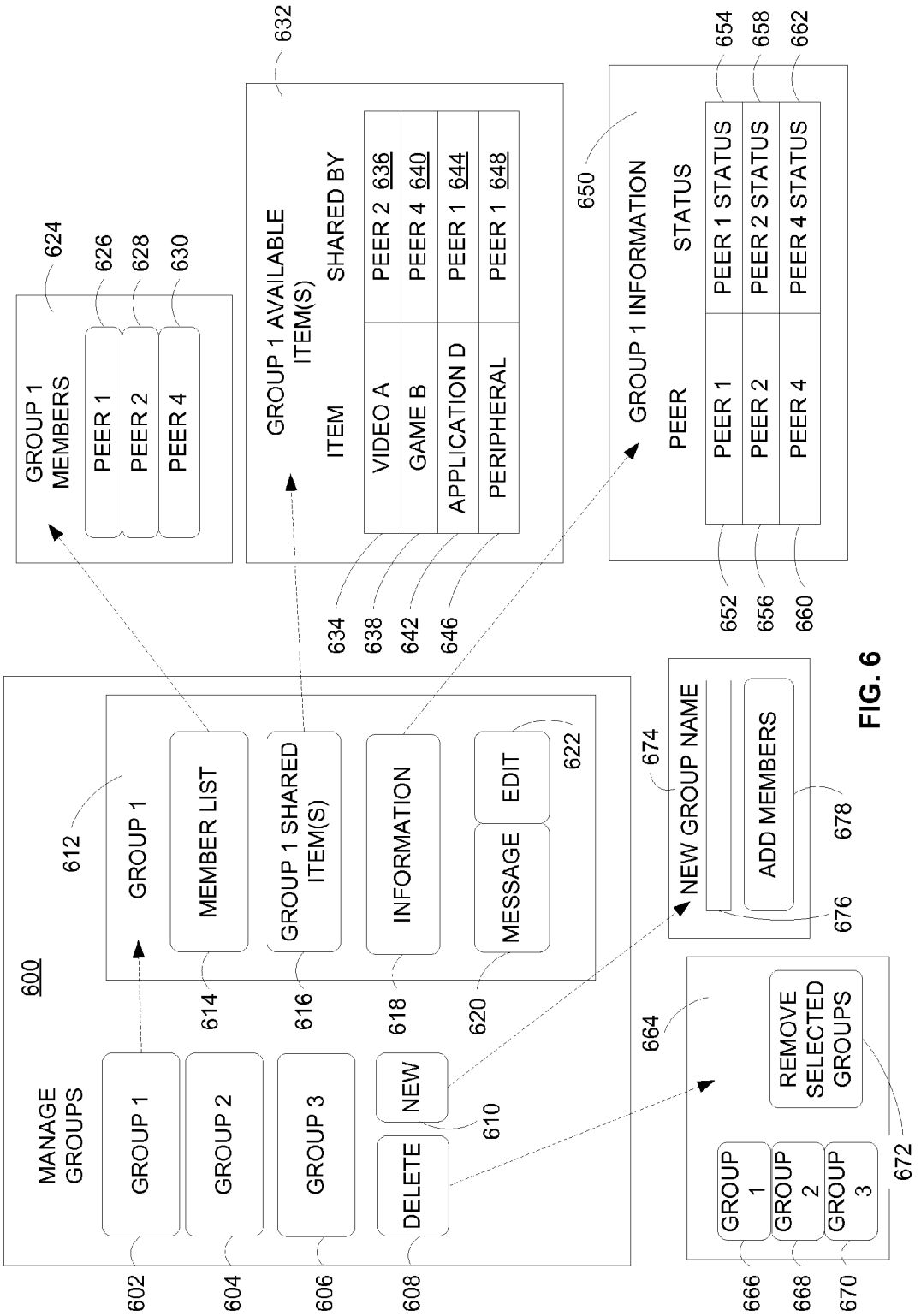
600
MANAGE GROUPS
GROUP 1
GROUP 2
GROUP 3
DELETE
NEW
602
604
606
608
610
612
GROUP 1
MEMBER LIST
GROUP 1 SHARED ITEM(S)
INFORMATION
MESSAGE
EDIT
614
616
618
620
622
624
GROUP 1 MEMBERS
PEER 1
PEER 2
PEER 4
626
628
630
632
GROUP 1 AVAILABLE ITEM(S)
ITEM
SHARED BY
VIDEO A
PEER 2 636
GAME B
PEER 4 640
APPLICATION D
PEER 1 644
PERIPHERAL
PEER 1 648
634
638
642
646
650
GROUP 1 INFORMATION
PEER
STATUS
PEER 1
PEER 1 STATUS
PEER 2
PEER 2 STATUS
PEER 4
PEER 4 STATUS
652
654
656
658
660
662
664
REMOVE SELECTED GROUPS
GROUP 1
GROUP 2
GROUP 3
666
668
670
672
674
NEW GROUP NAME
ADD MEMBERS
676
678

FIG. 6

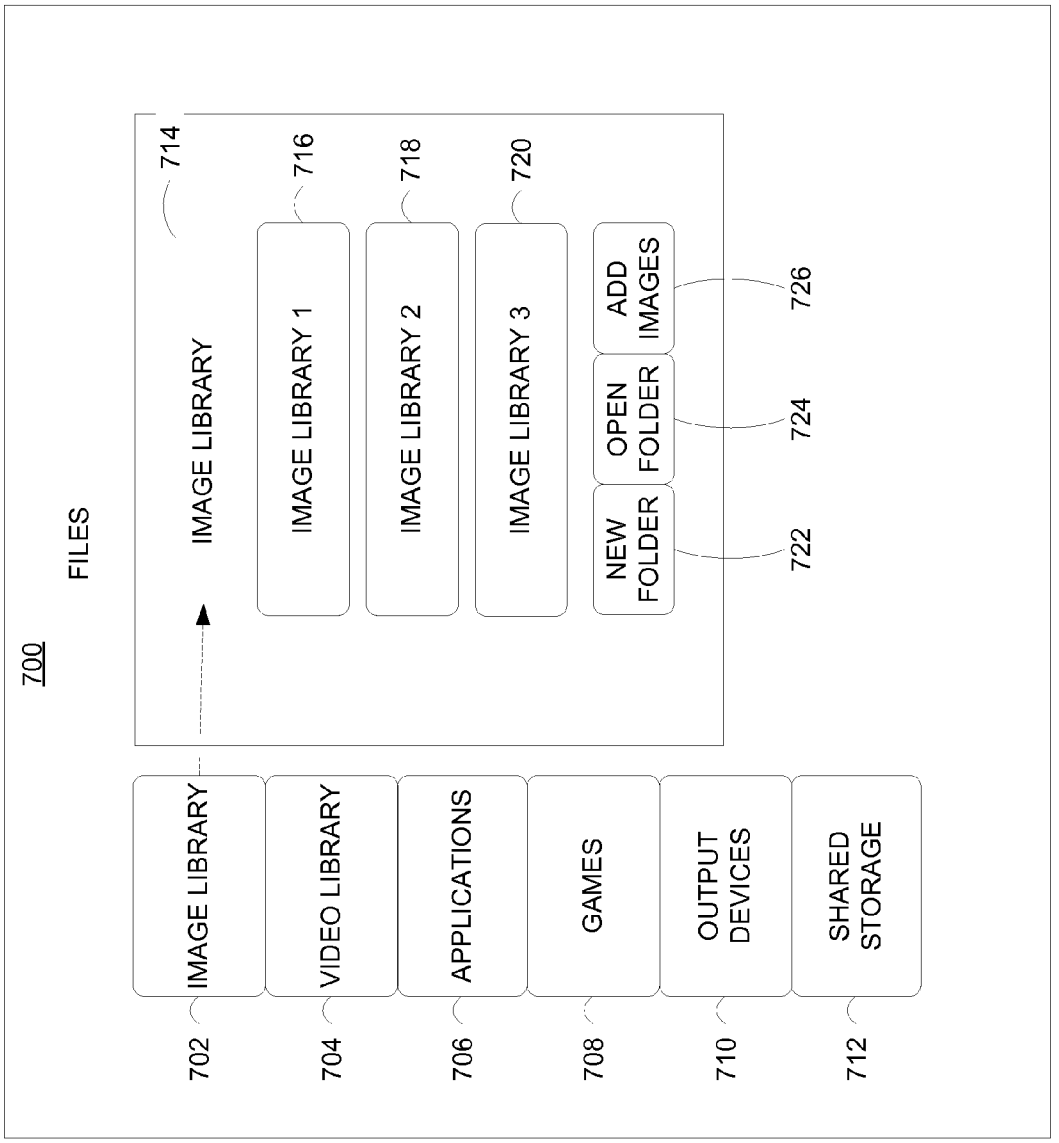
700
FILES
IMAGE LIBRARY
VIDEO LIBRARY
APPLICATIONS
GAMES
OUTPUT DEVICES
SHARED STORAGE
702
704
706
708
710
712
IMAGE LIBRARY
714
IMAGE LIBRARY 1
IMAGE LIBRARY 2
IMAGE LIBRARY 3
716
718
720
NEW FOLDER
OPEN FOLDER
ADD IMAGES
722
724
726

FIG. 7

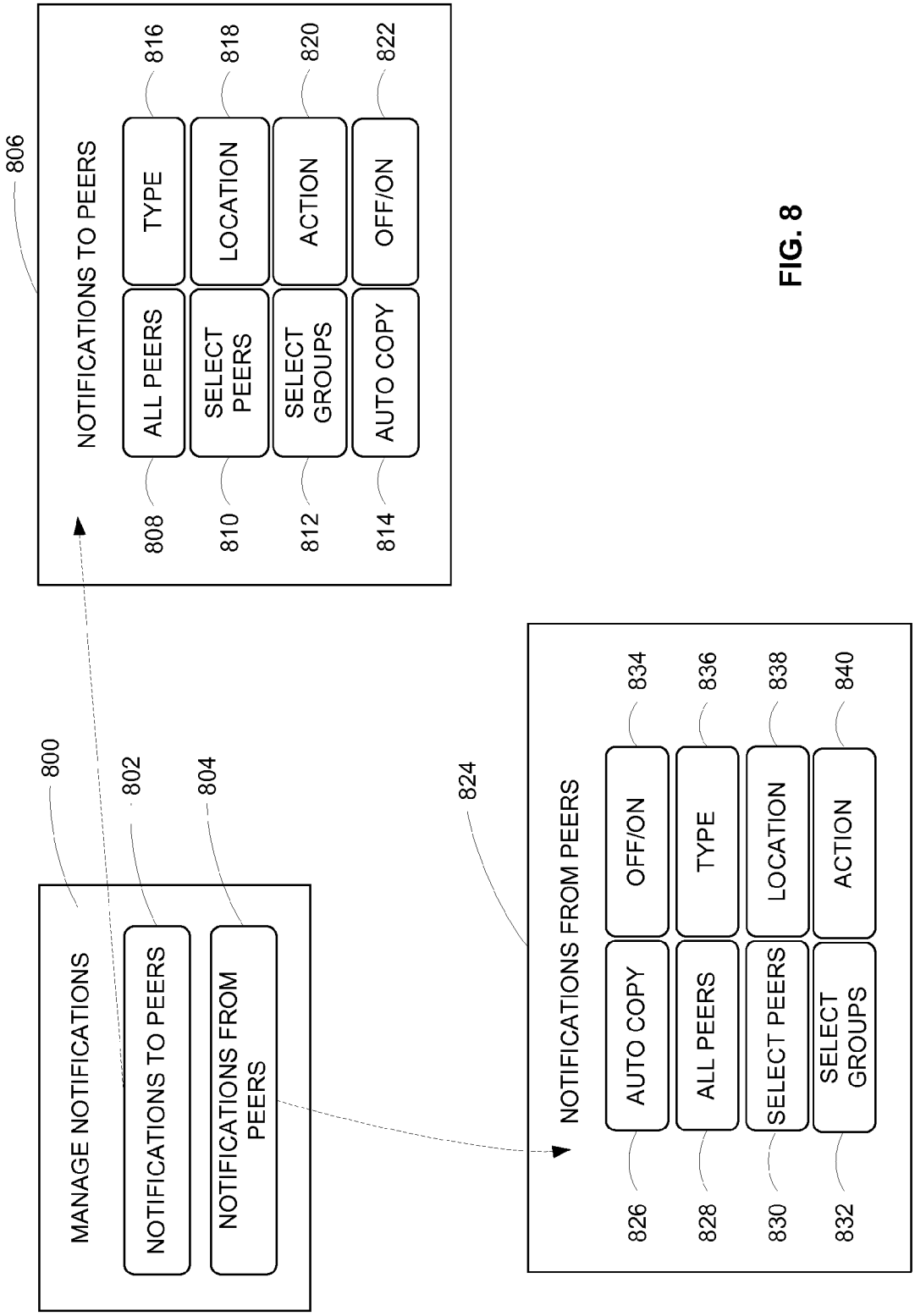
800
MANAGE NOTIFICATIONS
802
NOTIFICATIONS TO PEERS
804
NOTIFICATIONS FROM PEERS
806
NOTIFICATIONS TO PEERS
808
ALL PEERS
810
SELECT PEERS
812
SELECT GROUPS
814
AUTO COPY
816
TYPE
818
LOCATION
820
ACTION
822
OFF/ON
824
NOTIFICATIONS FROM PEERS
826
AUTO COPY
828
ALL PEERS
830
SELECT PEERS
832
SELECT GROUPS
834
OFF/ON
836
TYPE
838
LOCATION
840
ACTION

FIG. 8

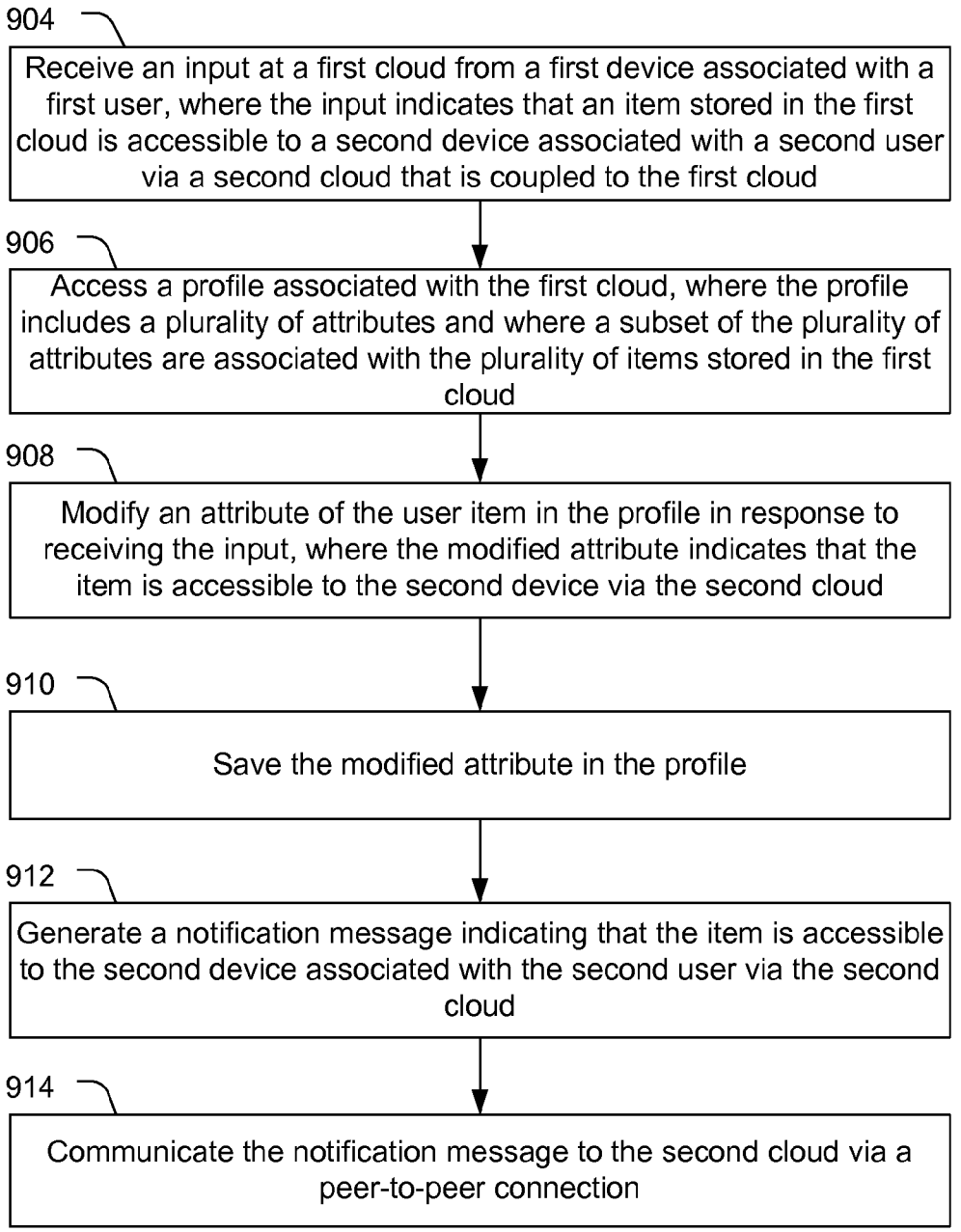
900
904
Receive an input at a first cloud from a first device associated with a first user, where the input indicates that an item stored in the first cloud is accessible to a second device associated with a second user via a second cloud that is coupled to the first cloud
906
Access a profile associated with the first cloud, where the profile includes a plurality of attributes and where a subset of the plurality of attributes are associated with the plurality of items stored in the first cloud
908
Modify an attribute of the user item in the profile in response to receiving the input, where the modified attribute indicates that the item is accessible to the second device via the second cloud
910
Save the modified attribute in the profile
912
Generate a notification message indicating that the item is accessible to the second device associated with the second user via the second cloud
914
Communicate the notification message to the second cloud via a peer-to-peer connection

FIG. 9

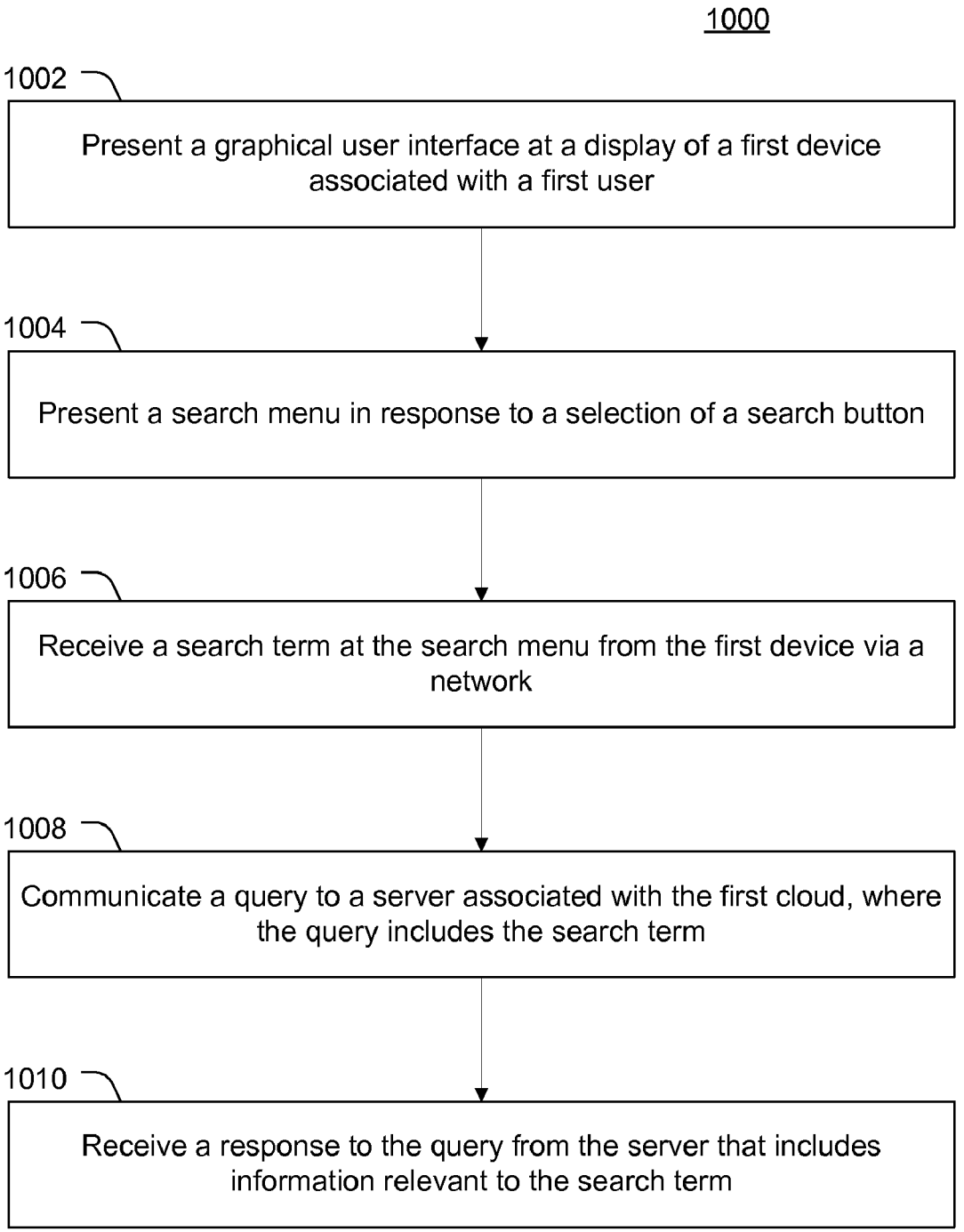
1000
1002
Present a graphical user interface at a display of a first device associated with a first user
1004
Present a search menu in response to a selection of a search button
1006
Receive a search term at the search menu from the first device via a network
1008
Communicate a query to a server associated with the first cloud, where the query includes the search term
1010
Receive a response to the query from the server that includes information relevant to the search term

FIG. 10

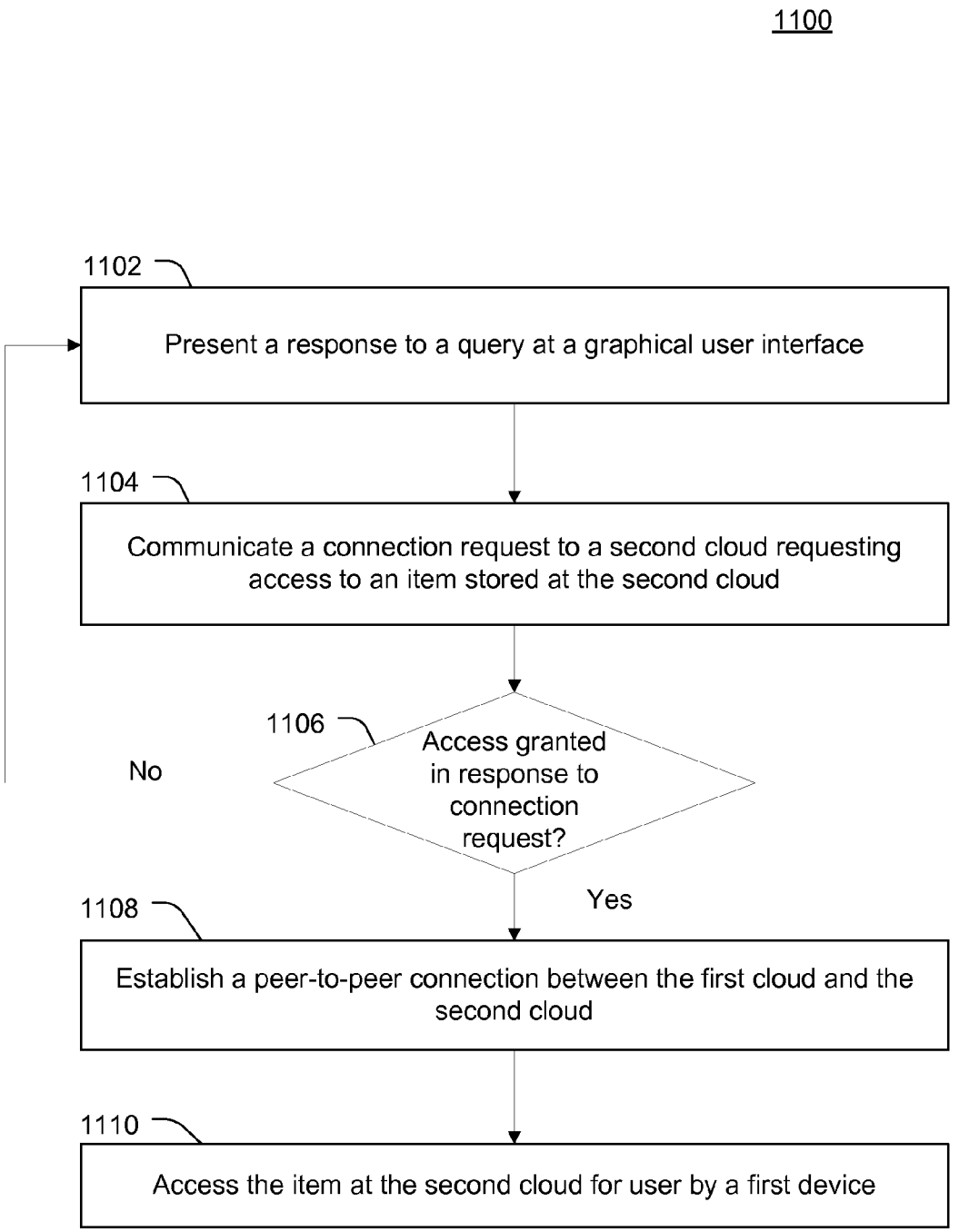
1100
1102
Present a response to a query at a graphical user interface
1104
Communicate a connection request to a second cloud requesting access to an item stored at the second cloud
1106
Access granted in response to connection request?
No
Yes
1108
Establish a peer-to-peer connection between the first cloud and the second cloud
1110
Access the item at the second cloud for user by a first device

FIG. 11

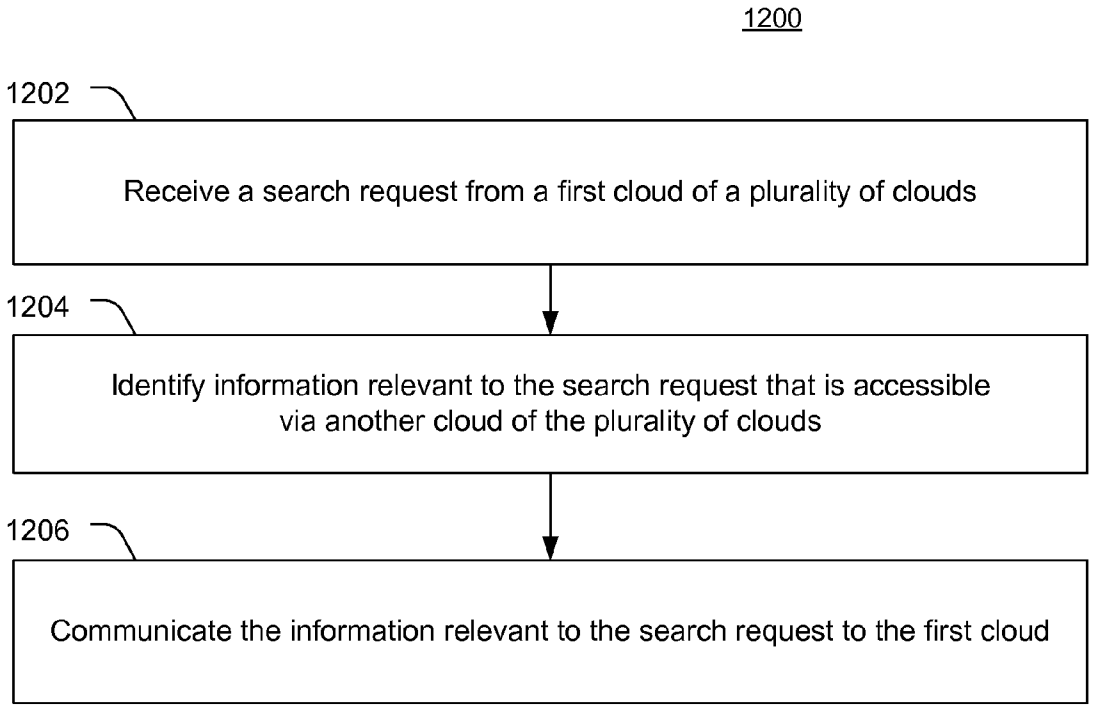
1200
1202
Receive a search request from a first cloud of a plurality of clouds
1204
Identify information relevant to the search request that is accessible via another cloud of the plurality of clouds
1206
Communicate the information relevant to the search request to the first cloud

FIG. 12

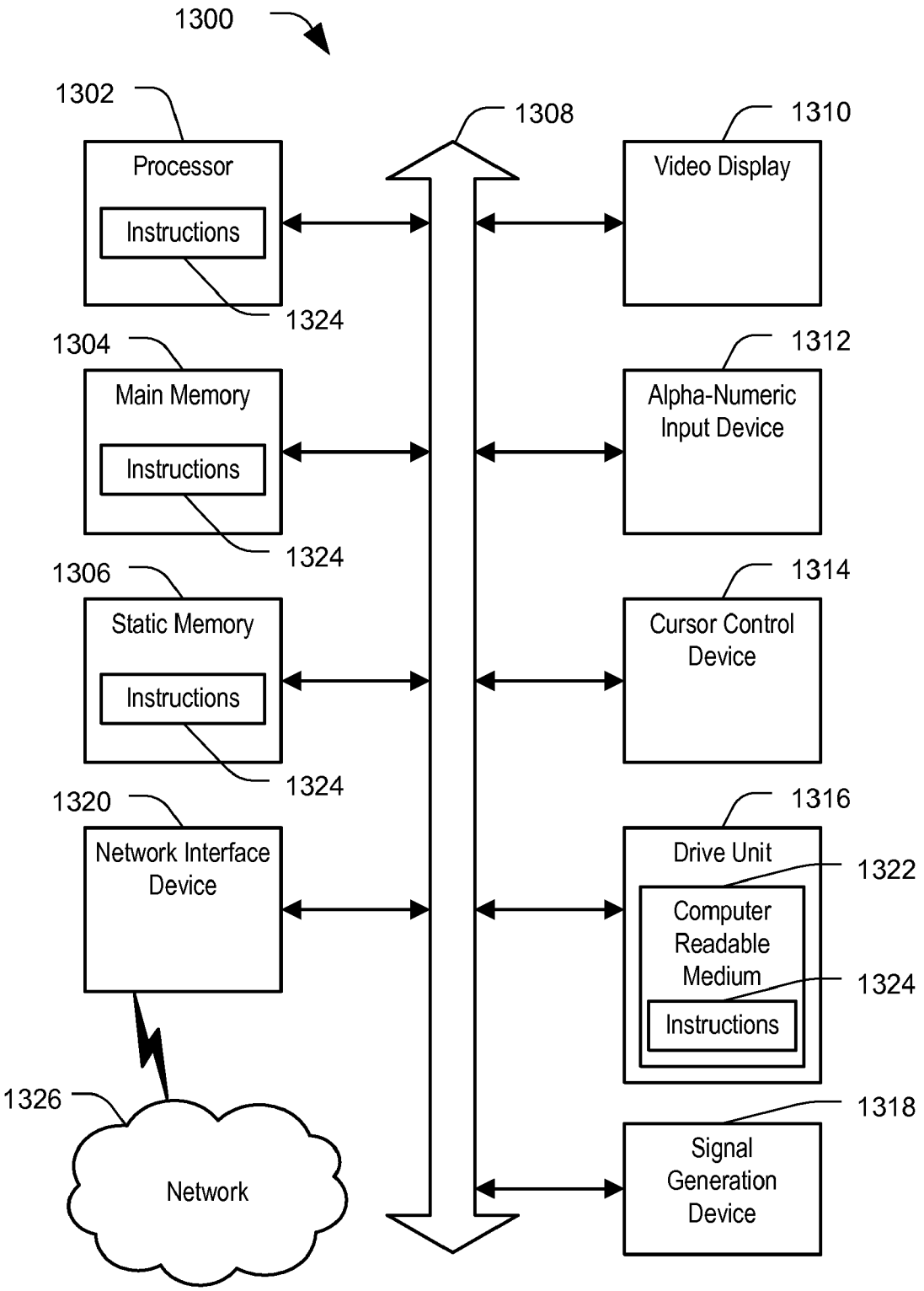
1300
1302
Processor
Instructions
1324
1304
Main Memory
Instructions
1324
1306
Static Memory
Instructions
1324
1320
Network Interface Device
1326
Network
1308
1310
Video Display
1312
Alpha-Numeric Input Device
1314
Cursor Control Device
1316
Drive Unit
1322
Computer Readable Medium
1324
Instructions
1318
Signal Generation Device

FIG. 13

CLOUD-TO-CLOUD PEERING

FIELD OF THE DISCLOSURE

[0001] The present disclosure is generally related to cloud services.

BACKGROUND

[0002] Users are increasingly saving files in online storage locations instead of, or in addition to, saving such files on personal computers or other computing devices. Typically, the files that are stored in an online storage location are accessible to only the user that saved the files. Moreover, some online storage systems may restrict access to a stored file to only the specific user device that was used to upload the file and/or the specific network via which the file was uploaded.

BRIEF DESCRIPTION OF THE DRAWINGS

[0003] FIG. **1** is a block diagram of an illustrative embodiment of a cloud-to-cloud peering system;

[0004] FIG. **2** is a diagram of another illustrative embodiment of a cloud-to-cloud peering system;

[0005] FIG. **3** illustrates a particular embodiment of a graphical user interface associated with a cloud-to-cloud peering system;

[0006] FIG. **4** illustrates a particular embodiment of a profile associated with a cloud-to-cloud peering system;

[0007] FIGS. **5-8** illustrate graphical user interface views associated with a cloud-to-cloud peering system;

[0008] FIG. **9** is a flow chart of a particular embodiment of a cloud-to-cloud peering method;

[0009] FIG. **10** is a flow chart of another particular embodiment of a cloud-to-cloud peering method;

[0010] FIG. **11** is a flow chart of another particular embodiment of a cloud-to-cloud peering method;

[0011] FIG. **12** is a flow chart of another particular embodiment of a cloud-to-cloud peering method; and

[0012] FIG. **13** is a block diagram of an illustrative embodiment of a computer system operable to support the various methods, systems, and computer readable media disclosed with respect to FIGS. **1-12**.

DETAILED DESCRIPTION

[0013] Systems and methods to implement a storage and sharing system including cloud-to-cloud peering are disclosed. The disclosed systems and methods may enable users to share files as well as applications with other users. To illustrate, each user may be associated with a cloud (e.g., computing and data resources representing a plurality of items stored by the first user at a remote location from a user device). Items in the cloud may be accessible to the first user at multiple devices via multiple networks (e.g., at a mobile phone via a mobile communications network, at a set-top box via an Internet Protocol television (IPTV) network, and at a computer via the Internet).

[0014] The first user may be associated with a first user profile that indicates which items within the user's cloud are shared with other users (e.g., accessible to various devices associated with the other users). The first user may also search clouds associated with other users for items (e.g., files, games, or applications) of interest. The disclosed techniques may also enable automatic notifications to users when peers of the user add new items to a cloud, share additional items or update an item in the cloud, or perform other actions at their own cloud. One or more cloud service providers may implement a social network for each user, where the social network for a particular user references the clouds of the particular user's peers.

[0015] In a particular embodiment, a method includes receiving an input at a first cloud from a first device associated with a first user. The input indicates that an item stored in the first cloud is accessible to a second device associated with a second user via a second cloud that is coupled to the first cloud. The first cloud is associated with the first user and the second cloud is associated with the second user.

[0016] In another particular embodiment, a server includes a processor and a search module executable by the processor to receive a search request from a first cloud of a plurality of clouds. The first cloud is associated with a first user and the first cloud includes a plurality of items stored in the first cloud that are accessible to a plurality of devices of the first user via a first network. The search module is also executable by the search module to identify information relevant to the search request that is accessible via a second cloud of the plurality of clouds. The search module is further executable by the processor to communicate the information relevant to the search request to the first cloud.

[0017] In another particular embodiment, a computer-readable storage medium includes instructions that, when executed by a processor, cause the processor to provide access to a first cloud via a graphical user interface displayed at a first device of a first user. The first cloud includes a plurality of items stored in memory within the first cloud and that are accessible remotely to a plurality of devices of the first user. The graphical user interface (GUI) includes a status window configured to display information associated with one or more activities of a second cloud associated with a second user. The second cloud includes a second plurality of items stored in memory within the second cloud. The GUI also includes a search button operable to present a search menu at the GUI. Additionally, the GUI includes a profile button operable to present a plurality of attributes of a profile of the first user and one or more additional buttons associated with the plurality of items stored in the first cloud. A files button is operable to present a files menu that provides access to an image library, a video library, applications, games, output devices, a shared storage partition of the first cloud, or any combination thereof. A peer menu button is operable to present a peer menu that provides access to a peer list, a group of peers list, available peer items, notifications, a shared storage partition of one or more peer clouds, or any combination thereof.

[0018] Referring to FIG. **1**, a particular illustrative embodiment of a cloud-to-cloud peering system **100** is shown. The cloud-to-cloud peering system **100** includes a first cloud **104**, a second cloud **106**, and a cloud server **102** (e.g., as part of a cloud computing server complex). The cloud server **102** is coupled to the first cloud **104** and to the second cloud **106**. For example, the cloud server **102** may be coupled to the first cloud **104** via a first communication link **108**. Similarly, the cloud server **102** may be coupled to the second cloud **106** via a second communication link **110**. The communication links **108**, **110** may be implemented using wired and/or wireless connections via one or more networks. In addition, the first cloud **104** may be coupled via a peer-to-peer relationship connection **138** to the second cloud **106**. In a particular illus-

trative embodiment, the peer-to-peer relationship connection **138** is established via the cloud server **102**.

[0019] Clouds (e.g., the first cloud **104** and the second cloud **106**) include computational resources (e.g., data, hardware, and software) and are accessible by user devices via a computer network. Each cloud may provide secure remote access to applications and data from any user device that has access to the computer network. For example, secure access may involve authentication of users and peers. Clouds may enable cloud computing that provides computation, software, data access, and storage services for users without requiring end user knowledge of physical location and system configuration details.

[0020] The first cloud **104** includes a plurality of items **118** and a profile **120**. The profile **120** may correspond to a particular user having access to the first cloud **104**. The first cloud **104** may provide access to the plurality of items **118** to a plurality of user devices. For example, the first cloud **104** may provide access to the plurality of items **108** to a first device **126**, to a second device **128**, and to a third device **130**, where each of the devices **126-130** are owned by or otherwise associated with a first user. In a particular illustrative embodiment, the first device is a laptop computer or other similar computing device connected to the first cloud **104** via an internet connection. The second device **128** may be a customer premise equipment (CPE) device, such as a set-top box, residential gateway, or other CPE device coupled to the first cloud **104** via an Internet Protocol television network (IPTV). The third device **130** may be a wireless device, such as a smartphone, a cell phone, a personal digital assistant, a tablet computing device, or other portable device having access to the first cloud **104** via a wireless communication network (e.g., mobile network).

[0021] The second cloud **106** provides access to a second plurality of items **124** to various user devices (e.g., devices owned by or otherwise associated with a second user). For example, the second cloud **106** may provide access to a first device **132**, a second device **134**, and a third device **136**. As shown in FIG. **1**, the first device **132** may be a computing device having access to an internet connection, the second device **134** may be a CPE device having access to an IPTV network, and the third device **136** may be a communication device having access to the second cloud **106** via a wireless communication network. In addition, the second cloud **106** may include a second profile **122** of the second user.

[0022] In a particular embodiment, items stored in a cloud (e.g., the plurality of items **118**, **124**) may include various multimedia files, gaming applications (e.g., single or multiplayer games), computing applications, video content, image content, audio content, or any other file or data that may be accessible via a cloud and/or a peer-to-peer connection between clouds. The plurality of items **118** and **124** may also represent physical devices or other resources (e.g., hardware resources) accessible via a cloud and/or a peer-to-peer connection between clouds. For example, the plurality of items **118** and **124** may include an output device, a shared storage partition of a storage device, a database, or other products, devices, or services accessible via a cloud and/or a peer-to-peer connection between clouds.

[0023] The cloud server **102** includes a processor **111**. The processor **111** may be a computer processor that is operable to execute a plurality of software modules. For example, the processor **111** may execute one or more of a communication module **112**, a monitoring module **114**, and a search module **116**. While each of the modules **112-116** are shown as separate modules, it should be understood that one or more software programs may be executed by the processor **111** to perform each module separately or collectively, depending on particular application and system requirements, configurations, and implementations.

[0024] The processor **111** may execute the search module **116** to perform various functions. For example, the search module **116** may be executable by the processor **111** to receive a search request from a first cloud of a plurality of clouds (e.g., from the first cloud **104**). The search module **116** may also be executable by the processor **111** to identify information relevant to the search request that is accessible via a second cloud of the plurality of clouds (e.g., via the second cloud **106**). Further, the search module **116** may communicate the information relevant to the search request to the first cloud (e.g., the first cloud **104**). Thus, in response to a search query from the first user via the first cloud **104**, the search module **116** may identify particular items of the plurality of items **124** within the second cloud **106** that are relevant to the search request and may provide information about the particular items to the first user. The particular items at the second cloud **106** may be accessible to the first user via the peer-to-peer connection **138** (e.g., after the first user requests establishment of the peer-to-peer connection **138** and the second user accepts the request).

[0025] In a particular embodiment, the first user may stream a multimedia file stored at the second cloud **106** to the first cloud **104** via the peer-to-peer connection **138**. Alternately, or in addition, the first user may download or copy the multimedia file (or another file or application) from the second cloud **106** to the first cloud **104**.

[0026] The monitoring module **114** is executable by the processor **111** to monitor one or more activities of the plurality of clouds (e.g. activities of the first cloud **104** and/or the second cloud **106**). The one or more monitored activities may correspond to an application at a particular cloud being executed, a game at the particular cloud being played, a multimedia file at the particular cloud being viewed, a file at the particular cloud being viewed, or any combination thereof. Thus, the monitoring module **114**, as executed by the processor **111**, may monitor one or more activities of the clouds and such activities may correspond to a variety of actions performed at each of the clouds.

[0027] The communication module **112** is executable by the processor **111** to facilitate communications between the server **102** and various clouds (e.g., the clouds **104**, **106**) via various communication links (e.g., the communication links **108**, **110**). For example, the communication module **112** may receive search requests from one or more clouds and/or user devices coupled thereto and may transmit information regarding relevant search results to clouds and/or user devices coupled thereto. It should be noted that although the modules **112-116** are illustrated separately, the modules **112-116** may communicate with each other (e.g., via intra-system messages, shared memory, etc.) or may be integrated.

[0028] During operation of the cloud-to-cloud peering system **100**, the first cloud **104** may receive an input from a first device **126**, **128**, or **130** associated with the first user. The input may indicate that an item (e.g., one of the items **118**) stored in the first cloud **104** is accessible to a second device **132**, **134**, or **136** associated with the second user via the second cloud **106**. The second cloud **106** may be coupled to the first cloud **104** via the peer-to-peer connection **138**.

[0029] It should be understood that while each of the clouds **104** and **106** may support similar devices, in other embodiments, one of the clouds **104**, **106** may support different devices than the other cloud **104**, **106** depending on the particular arrangement and service offering of the various cloud components, networks, or providers. In addition, while a plurality of distinct devices have access to each of the clouds **104** and **106**, as shown, it should be understood that a user may use a single device or only a subset of available devices to access computing resources, data, or other available items from the user's assigned cloud or from another cloud.

[0030] In addition, during operation of the cloud-to-cloud peering system **100**, the first user may search for items of interest as described with reference to the search module **116** of the cloud server **102**. Items identified as relevant to the first user's search request may include files or applications that are streamed or downloaded from the second cloud **106** to the first cloud **104**, or executed at the second cloud **106** from the first cloud **104**, via the peer-to-peer connection **138**. The peer-to-peer connection **138** may be implemented via a computer network interconnecting the clouds **104**, **106** and the server **102**.

[0031] With the cloud-to-cloud peering system **100**, a user, via one or more devices, may access not only items that are associated with the user and are stored in the user's particular cloud, but may also search for and access (e.g. via streaming, downloading, or other access) items owned by other users and stored in other user clouds. Moreover, such access may be performed by multiple devices via multiple networks, as shown.

[0032] Referring to FIG. **2**, another illustrative embodiment of a cloud-to-cloud peering system **200** is shown. The cloud-to-cloud peering system **200** includes a first cloud **210**, a first cloud server **204** (e.g., a cloud server associated with a first service provider), a root server **202**, and a second cloud server **206** (e.g., a cloud server associated with a second service provider). The first cloud **210** includes a plurality of items **212** and a user profile **214**. The first cloud **210** is accessible by a plurality of user devices, such as a set-top box device **230**, a computer **232** with peripherals **234**, and a mobile communication device **236**.

[0033] The second cloud server **206** supports a second cloud **216** and a third cloud **222**. While two clouds are shown as supported by the cloud server **206**, it should be understood that the cloud server **206** may support any number of clouds. The second cloud **216** includes a second plurality of items **218** and a second user profile **220**. The third cloud **222** includes a third plurality of items **224** and a third user profile **226**. As illustrated, the second cloud **216** is connected to the first cloud **210** via a peer-to-peer connection **250**. The peer-to-peer connection **250** may be used to transport or otherwise transmit data between the first cloud **210** and the second cloud **216**.

[0034] In a particular embodiment, the peer-to-peer connection **250** may be implemented as a dedicated data communication session or other communication link using an associated protocol. The second cloud **216** is accessible by a plurality of devices of a second user, such as a mobile device **244**, a computer **240** coupled to peripheral(s) **242**, and a set-top box device **238**. It should be understood that the plurality of devices **238-244** may have access to the second cloud **216** via a variety of distinct networks. For example, the set-top box device **238** may access the second cloud **216** via an IPTV network, the computer **240** may access the second cloud **216** via the Internet, and the mobile device **244** may access the second cloud **216** via a wireless network.

[0035] The third cloud **222** may provide access to the plurality of items **224** to a variety of devices (not shown), such as a mobile device, a set-top box, a computer, a gaming device, or any combination thereof. The second cloud server **206** may support multiple clouds that each includes data and computing resources available to a plurality of devices via a plurality of distinct networks.

[0036] The root server **202** is coupled to the first cloud server **204** associated with the first service provider and to the second cloud server **206** associated with the second service provider. In a particular embodiment, the first and second service providers offer video, voice, data and/or cloud-based services to users (e.g., in a quad-play service bundle).

[0037] The root server **202** may include a shared item database **228** and may facilitate communication between multiple service providers. For example, the root server **202** may facilitate communication between the first cloud server **204** associated with the first service provider and the second cloud server **206** associated with the second service provider.

[0038] In a particular illustrative embodiment, the shared item database **228** includes a plurality of entries corresponding to a plurality of items accessible to a plurality of devices via the plurality of clouds. For example, the shared item database **228** may include or otherwise store a plurality of content items that are retrievable from or accessible via the first cloud **210** and the second cloud **216**. To illustrate, one or more of the items **212** from the first cloud **210** may be temporarily stored in the shared item database **228** prior to being transported to the second cloud **216**.

[0039] Alternately, the shared item database **128** may include a plurality of entries and each entry may store an identifier, a location, and other information about a particular item, such as one of the items **212** within the first cloud **210**. Similarly, the shared item database **228** may include entries identifying items within other clouds. The shared item database **228** may thus represent a record of items in various clouds that have been designated for sharing between the various clouds (e.g., via a peer-to-peer connection such as the illustrated peer-to-peer connection **250**). Designating items for sharing between clouds on a per-user and a per-group basis is further described with reference to FIG. **4**.

[0040] The root server **202** may also include a sharing module **227** that is executable by a processor or other computing logic within the root server **202**. In a particular embodiment, the sharing module **227** is executable by a processor to receive a query from a search module stored within the cloud server **206** (e.g., as described with reference to the search module **116** of FIG. **1**). The query may include a search request received from a particular cloud supported by the cloud server **206**. For example, a search request may be received from the second cloud **216**, where the search request is initiated by one of the devices **238-244**. The sharing module **227** may determine that one or more entries in the shared item database **228** represent items that are relevant to the search query. The sharing module **227** may provide or indicate the one or more entries to the search module within the requesting cloud server **206**.

[0041] While the first cloud **210** is depicted as having the peer-to-peer connection **250** to the second cloud **216**, it should be understood that the first cloud **210** may alternatively or in addition have a peer-to-peer connection with the third cloud **222**. Peer-to-peer connections may be managed

by the clouds, by cloud servers, or by intervening communication infrastructure. In a particular illustrative embodiment, input received from the first user at the first cloud **210** may associate the third cloud **222** with the second cloud **216** to form a group of clouds. The first user may share one or more of the items **212** within the first cloud with the group of clouds instead of sharing such items on a cloud-by-cloud basis. In a particular embodiment, a peer list within one or more of the profiles **214**, **220**, and **226** may store entries that identify groups of clouds that have been formed. Illustrative examples of peer management and a peer list are further described with reference to FIGS. **3-8**.

[0042] In a particular embodiment, the system **200** of FIG. **2** may be operable to format content items based on characteristics of a receiving device. For example, each cloud or cloud server may be configured to modify or select a coding/decoding (CODEC) used to encode/decode an item, a resolution of the item, a file format of the item, a compression ratio of the item, or any combination thereof. To illustrate, a particular video file may be provided to a mobile device in a standard definition resolution but the video file may be provided to a set-top box device in a high definition resolution.

[0043] The system **200** may thus enable users to peer with different cloud entities supported by multiple service providers via multiple networks. To enable such interworking of different clouds and different providers, the root server **202** may include the shared item database **228** that beneficially stores entries associated with items within different clouds to enable content sharing of such items between clouds. For access-restricted items (e.g., copy-protected or digital rights management (DRM)-protected items) or other secure items, a service provider may provide limited access or may restrict and provide only secure access to authorized users or service subscribers (e.g., for a fee). In one illustrative embodiment, a portion of the shared item database **228** may be available to multiple users without restriction, while another portion (e.g., a restricted portion) of the shared item database **228** may be restricted or otherwise secured for limited access.

[0044] Referring to FIG. **3**, a particular embodiment of a graphical user interface (GUI) **300** is illustrated. The GUI **300** includes a status window **302** and a set of GUI controls **304**, as shown. The set of GUI controls **304** includes a search button **306**, a files button **308**, a profile button **310**, and a view peer(s) button **312**. The GUI **300** may be displayed at a display device embedded within or otherwise coupled to a user device that is in communication with a cloud. For example, any of the devices **126-130** or **132-136** of FIG. **1** or devices **230-236** or **238-244** of FIG. **2** may include a display device and other components in order to generate and render the GUI **300**.

[0045] The status window **302** of the GUI **300** may display one or more notification messages (e.g., illustrative notification messages **318**, **320**). The one or more notification messages may indicate a current status of one or more clouds, one or more applications executing at one or more clouds, or some other indication of a cloud activity. The status window **302** includes an update status button **322** that, when selected, enables a user (e.g., a first user associated with the first cloud **104**) to generate a status message indicating the current status of the user, an application being executed (e.g., at the first cloud **104**), or some other indication of a cloud activity (e.g., a video at the first cloud **104** being watched). Notification messages may be communicated from a source cloud to a destination cloud via a peer-to-peer connection between the source cloud and the destination cloud. Further, notification messages from a source cloud may be communicated to any number of destination clouds.

[0046] A selection of the update status button **322** may cause the GUI **300** to present an update status window **326**. The update status window **326** includes a status message input **328**, an attach file control **330**, status update designators **332**, and an update button **334**. The status update designators **332** include a plurality of peer designators **336** and a corresponding plurality of selection designators **338**. The peer designators **336** may be used to select one or more clouds that are to receive the status update message (e.g., all peers of the first cloud **104**, select peer groups of the first cloud **104**, and/or select individual peers of the first cloud **104**). The peer designators **336** may be selected using corresponding selection designators **338**.

[0047] After a status message is input into the status message input **328** and one or more status update designators **332** are selected, selection of the update button **334** may cause the status message to be sent to the selected peers. The status message input **328** may be a textbox or other control into which a user may enter text, symbols, or other information to form an outgoing message. In addition, the user may select the attach file control **330** to attach a file to the message for transmission to the selected peers.

[0048] It should be noted that although two notification messages **318**, **320** are depicted in FIG. **3**, any number of notification messages may be simultaneously displayed at the GUI **300**. Such notification messages may disappear after a timeout period or may remain at the GUI **300** until cleared by a user. The notification messages may includes status information associated with the user's personal cloud, status information associated with the user's peer clouds, status information transmitted by a cloud service provider, or any combination thereof. Cloud services offered by a cloud service provider may enable remote storage, retrieval, execution, and sharing of data and applications between subscribers of the cloud service provider.

[0049] For example, the notification message **318** may be presented at a display associated with a first user device **126-130** associated with the first cloud **104** of FIG. **1** based on activities occurring at the second cloud **106**, a second user device **132-136**, or any combination thereof. To illustrate, the second user device **132-136** may be used by a second user to perform a cloud-based action (e.g. creating and storing a presentation at the second cloud **106**). The second user may use the GUI **300** displayed at the second user device **132-136** to select the update status button **322** and send a status message to the first cloud **104**. The notification message may be relayed from the first cloud **104** to one or more of the first user devices **126-130** and may be displayed as the notification message **318** or **320** at the one or more first user devices **126-130**.

[0050] Alternatively or in addition, the notification message **318** or **320** may be automatically generated by logic within the second cloud **106**, such as logic that identifies a status change of a particular item **124** stored at the second cloud **106**. For example, if a particular item **124** has been updated (e.g., a game application has been updated to a revised version), notification of the update may be provided to the first user via the notification message **318** or **320**.

[0051] In a particular embodiment, the notification message **318** or **320** may include a file indicator **324**. The file indicator **324** may be a link, an icon, or other designator

indicating or identifying a file that is available for access via the user device that received the notification message **318** or **320**. In another particular embodiment, the notification system may be used to communicate textual messages and multimedia links to selected peers or groups of peers (e.g., as part of a cloud-based social networking or instant messaging system).

[0052] In response to a selection of the search button **306**, the GUI **300** may present a search menu **340**. The search menu **340** may include a search term designator **342**, a search scope box **344**, a search control **346**, and a results window **348**. For example, the search scope box **344** includes designators **350** to designate whether a search is to be performed across all clouds, all peer clouds, select peer clouds, or selected groups of peer clouds. Each cloud that is included in the search scope may be coupled to the user's cloud via a peer-to-peer connection. Alternately, or in addition, the search menu **340** may enable a user to search clouds associated with individuals listed in an address book or contact list. The search scope window also includes designators **352** to designate which peer groups **350** are to be included in the search. In response to entry of a search query in the search term window **342**, a selection of one or more designators **350**, **352**, and a selection of the search control **346**, a search may be conducted and the search results may displayed in the results window **348**. For example, the results window **348** may display information regarding items stored in other clouds that are relevant to the search query, links to such items, or any combination thereof.

[0053] In a particular embodiment, the GUI **300** may be generated and presented by executing instructions at a processor. The instructions may be stored on a computer readable storage medium (e.g. at a memory of an electronic device). The GUI **300** may provide access to a first cloud, such as the first cloud **104** of FIG. **1**, and may be displayed at a first device (e.g. one of devices **126-130**) of a first user associated with the first cloud **104**. The GUI **300** includes the status window **302** configured to display information associated with one or more activities of a second cloud (e.g., the second cloud **106**) associated with a second user. Further, the GUI **300** includes the search button **306** to present the search menu **340**, as described above.

[0054] Additionally, the GUI **300** may include the profile button **310** to present attributes of a profile (e.g., the profile **120**) stored at the first cloud **104**. As described with reference to FIG. **4**, a profile stored at cloud may includes attributes specific to a user associated with the cloud, attributes specific to items stored in the cloud, or any combination thereof. The GUI **300** may also include additional buttons, such as buttons associated with the items **118** of the first cloud **104**. For example, the files button **308** may be operable to present a files menu. An illustrative embodiment of a files menu is described with reference to FIG. **7**. The files menu may provide access to an image library, a video library, one or more applications, one or more games, one or more output devices, a shared storage partition of the first cloud **104**, or any combination thereof.

[0055] The GUI **300** may also include a view peers button **312**. Upon selection of the peer view peers button **312**, the GUI **300** may present a peer menu, as described with reference to FIG. **5**. The peer menu may provide access to a peer list, a group of peers list, a list of available peer items, one or more notifications, a shared storage partition accessible via one or more peer files, or any combination thereof.

[0056] During operation, upon a selection of the search button **306**, the GUI **300** presents a search menu **340**. A search term may be entered in search term box **342** via an interface to an input device associated with a device presenting the GUI **300**, such as any of the devices **126-130**. In response to a selection of the search control **346**, the instructions stored on the computer readable medium may cause a processor within the device to communicate a search query to a server associated with the first cloud **104**. For example, the server may be the cloud server **102** of FIG. **1**, the cloud server **204** of FIG. **2**, or the cloud server **206** of FIG. **2**. Additionally, the cloud server **204**, the cloud server **206**, or the cloud server **102** may communicate the search query to the root server **202** of FIG. **2**. The search query includes the search term. A response may be received in response to the search query, where the response indicates that information relevant to the search term is accessible via a second cloud, such as the cloud **106** of FIG. **1**, the cloud **222** of FIG. **2**, or the cloud **216** of FIG. **2**. The response to the search query and the search results may be presented at the search menu **340** in the search results window **348**.

[0057] A selection other controls **304** presented by the GUI **300** may cause presentation of additional menus, such as the updates status menu **326** presented in response to selection of the updates status control **322**.

[0058] It should be noted that the GUI **300** may be presented at various devices (e.g. any of the devices **126-130** of FIG. **1**) of a user in communication with a cloud. Moreover, the GUI **300** may be reformatted, resized, etc. based on individual display characteristics of the particular user devices on which the GUI **300** is presented.

[0059] The GUI **300** may thus provide a unified and convenient interface that can be presented at various devices. For example, the device may be a set-top box having cloud access via an IPTV network and the GUI **300** may be displayed on a display device (e.g. a television, or other display device) coupled to the set-top box. A user may receive messages from peers associated with other clouds and may send messages to such peers. The GUI **300** may also enable the user to individually and collectively search peer clouds. In a particular embodiment, when the user (e.g., a first user associated with the first cloud **104** of FIG. **1**) identifies an item of interest, the user's cloud may communicate a connection request to a peer cloud (e.g. the second cloud **106** of FIG. **1**) within which the item is located. In response, a peer-to-peer connection may be established between the user's cloud and the peer's cloud. For example, the peer-to-peer connection may be the peer-to-peer relationship connection **130** of FIG. **1** and/or the peer-to-peer relationship connection **250** of FIG. **2**. Upon establishment of the peer-to-peer relationship connection, the item of interest may be accessed at the second cloud from a device of the first user. Alternately, if a peer-to-peer connection already exists between the user's cloud and the peer's cloud, the user may access the item of interest without requesting a new peer-to-peer connection.

[0060] Referring to FIG. **4**, a profile stored at a cloud is illustrated and generally designated **400**. In an illustrative embodiment, the profile **400** may be the profile **120** at the first cloud **104** or the profile **122** at the second cloud **106** of FIG. **1**. Alternately, the profile **400** may be the profile **214** of the first cloud **210**, the profile **220** of the second cloud **216**, or the profile **226** of the third cloud **222** of FIG. **2**. In a particular embodiment, the profile **400** is displayed in response to selection of the edit profile control **310** at the GUI **300**.

[0061] The profile **400** may include one or more static or dynamic attributes representing properties of a corresponding user, attributes of items stored in a corresponding cloud, or any combination thereof. To illustrate, the profile **400** may include a plurality of static items **402** representing static attributes of the profile **400**. For example, the profile **400** may include illustrative static cloud attributes **406**, **408**, and **410**. In an illustrative example, the cloud attribute **406** may include one or more of a user name, an address, and other subscriber information associated with the first user of a first cloud. The cloud attribute **408** may include contact information associated with the first user, such as one or more of a telephone number, an email address, and an account number. The cloud attribute **410** may include security information, such as a password, an option to reset a password, an option to encrypt contents of the cloud, or any combination thereof.

[0062] The profile **400** may also include a plurality of controls **404** representing dynamic attributes of the profile **400**. The dynamic attributes may created, deleted, and modified by use of a managed items control **412** associated with managing content items stored at the associated user cloud and by use of a manage notifications control **414** associated with managing incoming and outgoing notifications associated with the user cloud.

[0063] Selection of the managed items control **412** may present a manage items menu **416**. The manage items menu **416** may include an option **418** to manage items by peer and an option **420** to manage items by group. A selection of the manage items by peer control **418** initiates presentation of a peer access table, such as the peer access table **422** of FIG. **4**, where the peer access table **422** is specific to a specific peer. For example, referring to FIG. **1**, the peer access table **422** may be included in the profile **120** of the first cloud **104** and may designate access settings for a particular peer of the first cloud **104**, such as the second cloud **106**. The peer access table **422** may include a plurality of items, designated **424**-**428**, where each item corresponds to an item **118** stored at the first cloud **104**. The peer access table may also include a plurality of designators **430**, **432** indicating whether access to the corresponding item is granted. For example, items **424** and **426** are indicated as being accessible to the second cloud **106**, but item **428** is indicated as not accessible to the second cloud **106**.

[0064] A selection of the manage items by group control **420** may present a group access table **434**. The group access table **434** may function as described above with reference to the peer access table **422**, with the exception that settings defined in the group access table **434** may apply to multiple peers that have been clustered by a user into a group of peer clouds. A group access table **434** may be used for each group of peer clouds. Creation and management of cloud groups are further described with reference to FIG. **6**. The group access table **434** may include designators **442** and **444** indicating accessibility of the items **436** to **440** to the members of the group of peer clouds. For example, as illustrated in FIG. **4**, items **436** and **440** are accessible to each cloud in the group of peer clouds, but item **438** is inaccessible to each cloud in the group of peer clouds.

[0065] In a particular embodiment, the manage items menu **416** may also include one or more controls (not shown) operable to manage transitive access settings. For example, the controls may enable a user to indicate that "peers of my peers" are granted access to items in the user's cloud but "peers of peers of my peers" are not granted access to items in the user's cloud. Moreover, such transitive access settings may be defined on a per item, per peer, and per group basis.

[0066] During operation, a user may access the profile **400**, where the profile **400** is associated with the user's cloud. The user may define grant and deny access to items stored in the user's cloud on a per item, per peer, and per group basis, as described with reference to the peer access table **422** and the group access table **434**, respectively.

[0067] Thus, the profile **400** may provide the user with a convenient way to manage access to items stored in the user's cloud. For example, the profile **400** may be displayed in response to a selection of the edit profile control **310** at the GUI **300** of FIG. **3** at a device of the user (e.g., a computing device, a mobile phone, a CPE device, or another device).

[0068] Referring to FIG. **5**, an illustrative embodiment of a peer menu **500** is shown. The peer menu **500** may be displayed in response to a selection of the view peer control **312** of the GUI **300**. Thus, the peer menu **500** may be displayed at any of the plurality of devices **126**-**130** associated with the first cloud **104** (or devices having access to any other cloud) shown in FIG. **1**. The peer menu **500** includes a plurality of selectable controls **502**-**510**. The plurality of selectable controls includes a view peers control **502**, a view groups control **504**, a view available peer items control **506**, a view notifications control **508**, and a view peer shared storage control **510**. The peer menu **500** also includes a viewing window **512**. The viewing window **512** displays information and additional controls associated with the plurality of selectable controls **502**-**510**.

[0069] In an illustrative embodiment, the first cloud **210** of FIG. **2** may receive a request to establish a peer-to-peer connection from a third cloud, such as cloud **222** of FIG. **3**. The third cloud **222** may be associated with a third user that is different from the first user associated with the first cloud **210**. The first cloud **210** may receive an input via the GUI **300** from a first device, such as the set-top box device **230** of FIG. **2**. The input indicates an acceptance of the request received from the third cloud **222** to establish the peer-to-peer connection between the first cloud and the third cloud. In response to the acceptance of the request, an entry may be created in a peer list. An illustrative embodiment of the peer list is displayed in FIG. **5** in the viewing window **512** and includes peers **514**-**518**. Additionally, the peer list may be displayed with an option **520** to remove one or more peers from the peer list and an option **522** to add one or more additional peers to the peer list.

[0070] Additionally, the view peers menu may be displayed in response to a selection of the view peers control **502** form the peer menu **500**. The view peers menu **500** shown in the viewing window **512** of FIG. **5** includes a second viewing window **524**. The second viewing window **524** may be populated with information associated with a particular peer, such as the peer **514**. The peer information may include information associated with items stored at a cloud associated with the peer **514** that are accessible to a plurality of devices via the cloud. The peer information displayed in the second viewing window **524** may also include additional information such as peer information **528**. The second viewing window **524** also includes an option **530** to edit information associated with the peer **514** and a message option **532** to send a message to the peer **514**. Selection of the edit option **530** or the message option **532** may cause the second viewing window **524** to display one or more additional menus (not shown) that include one or more additional controls (not shown).

[0071] It should be understood that the peers **514-518** shown in the peer list within the viewing window **512** of FIG. **5** represent clouds associated with users other than the user of the first cloud **210** of FIG. **2**. Further, each of the peer clouds **514-518** has established a peer-to-peer connection with the first cloud **210**. As explained above with reference to FIG. **3**, the GUI **300** provides a convenient and easy way for a user associated with a first cloud (such as the first cloud **104** of FIG. **1** or the first cloud **210** of FIG. **2**) to access and manage connections to one or more additional clouds associated with one or more additional users via the peer menu **500**, such as by use of the devices **126-130** associated with the first cloud **104** of FIG. **1** or the devices **230-236** associated with the first cloud **210** of FIG. **2**. Thus, the peer list displayed in the viewing window **512** of the peer menu **500** allows a user of a first cloud **104** to manage one or more peer-to-peer connections to one or more additional clouds and to modify, view, and access items associated with one or more peer clouds. Further, the second viewing window **524** and the associated peer list of FIG. **5** allow the user to send messages to individual peers, edit information associated with individual peers, and access items stored at each peer cloud.

[0072] FIG. **6** is an illustrative embodiment of a manage groups menu **600**. The manage groups menu **600** may be displayed in response to a selection of the view groups option **504** of the peer menu **500** as shown in FIG. **5**. A selection of the view groups option **504** can cause the viewing window **512** to present the manage groups menu **600** at the GUI **300** shown in FIG. **3**.

[0073] The manage groups menu **600** includes one or more group designators such as the group designators **602-606**. The group designators **602-606** identify a group of peer clouds that share a peer-to-peer connection with a first cloud (e.g., any cloud in the system **100** of FIG. **1** or in the system **200** of FIG. **2**). Each particular group, such as group **602**, includes one or more peers such as the peers **514-518** of FIG. **5**. The manage groups menu **600** also includes a delete group option **608** and a new group option **610**. The delete group option allows a user to delete one or more groups. The new group option **610** allows a user to create a new group of peers. The manage groups menu **600** also includes a view group window **612** to display options associated with a selection of a particular group from the groups menu **600**, such as the first group **602**.

[0074] The view group window **612** includes a members list control **614** to display a list of the members of the group **602**, a view group shared items option **616** to view items shared by members of the group **602**, and a group information option **618** to view information associated with the members of the group **602**. The view group window **612** also includes a message option **620**, and upon selection of the message option **620**, a user can send a message to the members of the group **602**. The view group window **612** also includes an edit group option **622** that allows a user to edit or modify the group **602**.

[0075] In response to a user selection of the members list control **614** from the view group window **612**, the view group window **612** may be updated to display a group members menu, such as the group members menu **624**. The group members menu **624** includes an identifier for each member of the group **602**. For example, the group members menu **624** of FIG. **6** includes a first member **626**, a second member **628**, and a third member **630**. Each of the members (i.e., each of the clouds) designated in the group members menu **624** shares a peer-to-peer connection with the first cloud.

[0076] In a particular embodiment, a selection of the view group shared items option **616** from the manage groups menu **600** causes the GUI **300** to present an updated view group window **612**, such as the group shared items menu **632** of FIG. **6**. The group shared items menu **632** includes one or more items, such as items **634**, **638**, **642**, and **646** corresponding to a particular member of the group **602**, such as the members **626-630** shown in the view group members menu **624**. Item **634** may be a video file corresponding to peer **2** (designated as **636**) in the view group shared items menu **632**. Thus, item **634** may represent an item stored in a peer cloud (i.e., peer **636**) that is accessible to the plurality of devices associated with the first cloud.

[0077] The item **638** may be a video game corresponding to peer **4** (designated as **640**). The item **642** may be an application corresponding to peer **1** (designated as **644**). The item **646** may represent a peripheral device **646** (e.g., the peripheral device **242** associated with the cloud **216** of FIG. **2**) that corresponds to peer **1** (designated as **648**). Each of the items **634**, **638**, **642**, **646** identified in the view group shared items menu **632** is accessible to one or more user devices associated with the first cloud via a peer-to-peer connection and each of the items **634**, **638**, **642**, and **646** is stored in peer clouds that are different from the first cloud.

[0078] The view group window **612** also includes the group information option **618**. In response to a selection of the group information option **618**, the GUI **300** of FIG. **3** may update the view group window **612** to display status information corresponding to each member of the group **602** in a group information menu **650**. As shown, the group information menu **650** displays peer status information **652**, **656**, and **660** for multiple peers. Each peer status information entry may correspond to a particular member of the group **602**. For example, the peer status **654** may correspond to peer **1**, (designated **652**). The peer status **654** may be associated with information entered by peer **1** via an update status message, as described with reference to the status message **328** of FIG. **3**. Additionally, the peer status information **658** and **662** may correspond to statuses of peer **2** (designated as **656**) and peer **4** (designated as **660**), respectively.

[0079] It should be understood that the foregoing description of the view group members menu **624**, the group shared items menu **632**, and the view group information window **650** is provided with reference to members of the group **602**, and similar menus, information, and options may be displayed in response to a selection of the group **604** or the group **606**.

[0080] A selection of the delete control **608** from the manage groups menu **600** may present a menu within the view group window **612** to remove one or more of the groups **602-606**. For example, the remove selected groups menu **664** includes a first group **666**, a second group **668**, and a third group **670**. In a particular embodiment, the first group **664** may correspond to the group **602**, the second group **668** may correspond to the group **604**, and the third group **670** may correspond to the group **606**. A selection of the one or more of the groups **666-670** from the remove selected groups menu **664** may indicate that the selected group(s) is to be removed from the manage groups menu **600**. For example, once a selection of the desired groups has been made at the remove selected groups menu **664** and a removed selected groups control **672** is selected, the selected groups may be removed from the groups menu **600**. It should be understood that

groups may depict logical associations of peers associated with a cloud and that removal or deletion of a particular group may not remove the association (and peer-to-peer connections) between the peers of the deleted group and the cloud. For example, even though a particular group of clouds is deleted, the clouds may remain members of other groups, and thus peer-to-peer connections with the clouds of the deleted group may not be removed.

[0081] A selection of the new group control **610** from the manage groups menu **600** may cause the GUI **300** of FIG. **3** to update the view groups window **612** to display a new group menu **674**. The new group menu **674** may include a new group name designator **676** and an add members control **678**. The new group name designator **676** is configured to receive data in the form of text, symbols, or any other kind of identifier to be used to identify the new group. The identifier may be indicative of logical associations that members of the group have with each other. For example, a group name may correspond to co-workers, friends, family members, or some other association to be designated by a user of a cloud. Group members may be added to the new group using the add members control **678**. For example, creating the group **602** may involve selecting the add members control **678** and then selecting peer **1** (designated **626**), peer **2** (designated **628**), and peer **4** (designated **630**) in one or more additional menus (not shown). Such additional menus may include one or more additional controls to carry out the functions described above with reference to adding members to the new group.

[0082] In a particular embodiment, an input may be received at a cloud, such as the first cloud **104** of FIG. **1** or the first cloud **210** of FIG. **2**, indicating that a particular peer is to be added to a group of clouds (e.g., the group **602**). As shown, the group members list associated with the group **602** includes peers **1**, **2**, and **4** (designated **626**, **628**, and **630**, respectively). The input may indicate that a "new" peer **3** (not shown) is to be added to the group **602**. The input may be received using the edit control **622** of the view group window **612**, as shown. Selection of the edit control **622** may cause an updated presentation of the view group window **612** including an option to add peer **3** to the group **602**. After adding peer **3** to the group **602**, the group members menu **624** would include peer **3** in addition to peers **1**, **2**, and **4**.

[0083] Thus, the manage groups menu **600** of FIG. **6** may enable a user associated with a cloud to manage connections and associations between the cloud and one or more additional clouds. The menu **600** may also enable access to items stored in the additional clouds and viewing of status information associated with each member of a group of clouds. Additionally, the menu **600** may enable users to conveniently and quickly perform such tasks and access the above-described features using a GUI, such as the GUI **300** of FIG. **3**. To illustrate, a user may create groups based on logical associations of one or more peers that are connected to the user's cloud via peer-to-peer connections. Further, the user may conveniently access, modify, and remove such logical associations of peer groups via the GUI.

[0084] Referring to FIG. **7**, an illustrative embodiment of a files menu is shown and is generally designated **700**. The files menu **700** may be displayed in response to a selection of the files control **308** from the GUI **300** of FIG. **3**. The files menu **700** may be accessed via the GUI **300** of FIG. **3** from one of the plurality of devices **126-130** associated with first cloud **104** of FIG. **1** or from one of the plurality of devices **230-236** associated with the first cloud **210** of FIG. **2**.

[0085] The files menu **700** may include a plurality of controls **702-712**. The plurality of controls may include an image library control **702**, a video library control **704**, an applications library control **706**, a games library control **708**, an output devices control **710**, and a shared storage partition control **712**. The files menu **700** may also include a viewing window **714**. The viewing window **714** may be populated with information and additional controls based on a selection of a particular control from the plurality of controls **702-712**.

[0086] For example, as shown in FIG. **7**, a selection of the image library control **702** may present an image library menu in the viewing window **714**. The image library menu **714** may include one or more additional controls **716-720** associated with accessing image libraries stored at a cloud. The image library menu **714** may also include a create new folder control **722**, an open folder control **724**, and an add images or libraries control **726**.

[0087] In an illustrative embodiment, a user may create an image library that includes one or more images by selecting the create new folder control **722** and uploading the one or more images to the cloud. Selection of the create new folder control **722** may cause the viewing window **714** to be populated with one or more additional menus corresponding to options to configure and upload the one or more images to the new image library.

[0088] In another illustrative embodiment, the image libraries **716-720** may be selected individually or in combination and may be opened using the open folder control **724**. Alternatively, an image library, such as the first image library **716**, may be opened by a command (e.g., a double-click command received via a mouse or other input device) in the viewing window **714**. Additionally, a selection of both the image library **716** and the image library **718** followed by a selection of the open folder control **724** may cause the viewing window **714** to be populated with combined contents of the image libraries **716** and **718**.

[0089] Additionally, images may be added to an existing image library, such as the second image library **718**, by selection of the add images control **726**. In response to such a selection, the viewing window **714** may display one or more additional menus that include one or more additional controls to facilitate adding additional images to the second image library **718**.

[0090] Similarly, in response to a selection of one of the other controls **704-712**, the viewing window **714** may be modified or updated to present additional controls. For example, a selection of the video library control **704** may populate the viewing window **714** with one or more video libraries that function as described with reference to the image libraries **716-720**. In a particular embodiment, when the user views a particular video in the viewing window **714**, the viewing window **714** may display a notification message identifying one or more peers that are also viewing the particular video. Alternately, or in addition, the notification message may include a control that enables the user to search (e.g., within a cloud-based social network) for peers that are viewing or have demonstrated an interest in the particular video. When the user accesses the cloud via an IPTV network, the notification message may be transmitted via unicast or multicast.

[0091] In another particular embodiment, the viewing window **714** may enable the user to engage in screen-sharing with one or more peers. For example, the viewing window **714** may include a control that is operable to replicate contents of

the viewing window **714** (including any images, videos, applications, or games displayed therein) in viewing windows of other peers. Thus, the menu **700** may enable multiple peers to view content (e.g., live media content or digital video recorder (DVR) content) in a synchronized fashion. It should be noted that although FIG. **7** depicts a viewing window, images, videos, applications, and games may also be viewed and executed in one or more additional windows or viewing modes (e.g., a fullscreen viewing mode).

[0092] In a particular embodiment, the viewing window **714** (or other control at the GUI **300** of FIG. **3**) may enable the user to temporarily grant administrative control of the user's cloud to a peer. For example, a user may temporarily grant control to a peer to enable the peer to help the user move past a specific point in a game or to troubleshoot a particular application. The user may grant control to the peer on a time-restricted basis (e.g., "for the next 10 minutes"), an action-controlled basis (e.g., "until the peer beats level **10** of the game"), on an indefinite basis (e.g., "until I take back control"), or any combination thereof.

[0093] Referring to FIG. **8**, an illustrative embodiment of a manage notifications menu **800** is shown. The manage notifications menu **800** may include a manage outgoing notifications control **802** to configure a plurality of options associated with notification messages sent from a cloud to one or more other clouds. Additionally, the manage notifications menu **800** may include a manage incoming notifications control **804** to manage notifications received from one or more peer clouds. In a particular embodiment, the manage notifications menu **800** is displayed in response to a selection of the edit profile control **310** of FIG. **3** followed by a selection of the manage notifications control **414** of FIG. **4**.

[0094] In an illustrative embodiment, a notifications to peers menu **806** is displayed in response to a selection of the manage outgoing notifications control **802**. The manage notification to peer menu **806** may include a plurality of controls **808-822**. The plurality of controls **808-822** may be operable to configure outgoing notifications to peers on an all-peers ("ALL PEERS") basis, a peer-by-peer ("SELECT PEERS) basis, a group ("SELECT GROUPS") basis, an item type ("TYPE") basis (e.g., audio type, video type, game type, application type, etc.), a storage location ("LOCATION") basis (e.g., a particular shared storage folder or region of the cloud), an action ("ACTION") basis (e.g., upload, modify, delete, download, view, execute, etc.), or any combination thereof.

[0095] In addition, the OFF/ON control **822** may enable the user to conveniently turn off or turn on all outgoing notifications. Additionally, an AUTO COPY control **814** may cause the cloud to automatically copy one or more items (e.g., files, applications, games, etc.) stored at the cloud to one or more peer clouds when such items are added or modified at the user's cloud. For example, an addition of a particular video file via the video library control **704** of FIG. **7** may trigger automatic copying of the uploaded video file to all peer clouds, selected peer clouds, or group of clouds based on a type of the video file, a location to which the video file was uploaded, or any combination thereof.

[0096] It should be understood that each of the controls **808-822** can be used in combination with each of the other controls or individually. Thus, the manage notifications menu **800** may provide the user with granular control of outgoing notifications.

[0097] Similarly, the manage notifications from peers menu **824** may be displayed in response to a selection of the manage incoming notifications control **804**. The manage notifications from peers menu **824** may include a plurality of controls **826-840**. The plurality of controls **826-840** may be operable to configure incoming notifications from peers on an all-peers ("ALL PEERS") basis, a peer-by-peer ("SELECT PEERS) basis, a group ("SELECT GROUPS") basis, an item type ("TYPE") basis (e.g., audio type, video type, game type, application type, etc.), a storage location ("LOCATION") basis (e.g., a particular shared storage folder or region of the cloud), an action ("ACTION") basis (e.g., upload, modify, delete, download, view, execute, etc.), or any combination thereof. In addition, the OFF/ON control **834** may be used to turn off and turn on incoming notifications, and the AUTO COPY control **826** may be used to configure from which peer clouds auto copying is enabled to the user's cloud. The AUTO COPY control **826** may also enable the user to specify a particular location (e.g., folder) in the user's cloud to which an item is automatically copied.

[0098] It should be understood that each of the controls **826-840** can be used in combination with each of the other controls or individually. Thus, the manage notifications menu **800** may provide the user with granular control of incoming notifications.

[0099] In a particular embodiment, the GUI **300** of FIG. **3** and associated views/controls described with reference to FIGS. **4-8** may include marketing or sponsored advertising messages, at the discretion of a cloud service provider.

[0100] It will be appreciated that the various GUI controls described with reference to FIGS. **3-8** may enable deterministic generation and receipt of notifications. For example, a user may configure one or more options associated with a particular peer using the peer access table **422** of FIG. **4**. To illustrate, the user may make a selection using the designator **432** associated with item **426** of the peer access table **422** to indicate that item **426** is accessible to the particular peer. In response to saving the modified peer access table entry associated with item **426**, the user's cloud may generate a first notification message and send the notification message to the particular peer's cloud. The notification message may indicate that the item **426** at the user's cloud has been made accessible to one or more devices associated with the peer. The notification message (e.g., the status notification message **318** of FIG. **3**) may be sent from the user's cloud to the peer's cloud via a peer-to-peer connection as determined by the user's outgoing notification settings (e.g., controlled via the controls **808-822**). The notification message may be displayed at a particular device of the peer via a GUI (e.g., the GUI **300** of FIG. **3**) as determined by the peer's incoming notification settings (e.g., controlled via the controls **826-840**). In response to receiving the status notification message **318**, the peer may access the shared item via streaming, download, automatic copying, screen-sharing, or any combination thereof. To illustrate, a shared multimedia file may be accessible via the view peers control **502** of FIG. **5** or via another control (e.g., the file indicator **324**).

[0101] The various GUI views and controls described with reference to FIGS. **3-8** may be accessed from various user devices via various networks. For example, a user may access the GUI views and controls from a set-top box device via an IPTV network. Thus, an IPTV service provider may leverage the disclosed systems and methods to facilitate cloud-based social networking via the IPTV network. For example, a

triple-play (e.g., video, voice, and data) service provider may thereby provide "quad-play" service (e.g., video, voice, data, and cloud-based services).

[0102] Referring to FIG. **9**, a particular illustrative embodiment of a method of sharing items between clouds is illustrated and generally designated **900**. In a particular embodiment, the method **900** may be performed at the system **100** of FIG. **1** or the system **200** of FIG. **2** and may be illustrated in reference to the interfaces and controls described with reference to FIGS. **3-8**.

[0103] The method **900** may include receiving an input at a first cloud from a first device, at **904**. The first device may be associated with a first user, and the input may indicate that an item stored in the first cloud is accessible to a second device associated with a second user via a second cloud. The second cloud may be coupled to the first cloud. For example, in FIG. **1**, the input may be received at the first cloud **104** from a first device (e.g., any of devices **126-130**), where the input indicates that an item **118** stored in the first cloud **104** is accessible to a second device (e.g. any of devices **132-136**) via the second cloud **106**.

[0104] The method **900** may also include accessing a profile associated with the first cloud, at **906**. The profile may include a plurality of attributes and a subset of the plurality of attributes may be associated with the items stored in the first cloud. For example, in FIG. **1**, the profile **120** associated with the first cloud **104** may be accessed. A subset of attributes stored in the profile **120** may be associated with the items **118** stored in the first cloud **104**. In an illustrative embodiment, the profile may correspond to the profile **400** of FIG. **4**.

[0105] The method **900** may further include modifying an attribute of the item in the profile, at **908**. For example, the attribute may be modified in response to receiving the input, and the modified attribute may indicate that the item is accessible to the second device via the second cloud. For example, in FIG. **1**, an attribute of the item in the profile **120** may be modified.

[0106] The method **900** may include saving the modified attribute in the profile, at **910**, and generating a notification message, at **912**. The notification message may indicate that the item is accessible to the second device associated with the second user via the second cloud. For example, in FIG. **1**, the notification message may indicate that the item is accessible to the second device (e.g. any of devices **132-136**) via the second cloud **106**. In a particular embodiment, the notification message may be formatted, generated, and displayed as described with reference to the notification messages **318** and **320** of FIG. **3**.

[0107] The method **900** may also include communicating the notification message to the second cloud via a peer-to-peer connection, at **914**. For example, in FIG. **1**, the notification message may be communicated to the second cloud **106** via the peer-to-peer connection **138**.

[0108] Additional operations may also be performed in response to receiving user input at a cloud. In one embodiment, receiving input at a user's cloud indicating that an item stored in the user's cloud is to be shared with a peer cloud may trigger automatically copying the item from the user's cloud to the peer's cloud. In another particular embodiment, input may be received to associate multiple clouds to form a group of clouds and to indicate that one or more items stored in the user's cloud are to be shared with one or more groups of clouds.

[0109] Referring to FIG. **10** a particular embodiment of the method of searching one or more clouds for items of interest is illustrated and generally designated **1000**. For example, the method **1000** may be performed at the system **100** of FIG. **1** or the system **200** of FIG. **2** and may be illustrated with reference to the user interfaces and controls described with reference to FIGS. **3** to **8**.

[0110] The method **1000** may include presenting a graphical user interface (GUI) at a display of a first device associated with a first user, at **1002**. For example, the GUI may be the GUI **300** of FIG. **3** and may be displayed at a first device (e.g., any of devices **126-130**) of FIG. **1**.

[0111] The method **1000** may also include presenting a search menu response to a selection of a search button, at **1004**. For example, with reference to FIG. **3**, the search menu **340** may be presented in response to the selection of the search button **306**.

[0112] The method **1000** may further include receiving a search term at the search menu from the first device via network. For example, with reference to FIG. **3**, the search term **342** may be received at the search menu **340** via a network, such as any of the networks described with reference to FIGS. **1-2** (e.g. the Internet, an IPTV network or other television network such as a cable, satellite, or terrestrial distribution network, or a wireless mobile network).

[0113] The method **1000** may include communicating a query to a server associated with the first cloud, at **1008**, where the query may include the search term. For example, with reference to FIG. **1**, a query may be communicated to the cloud server **102**. The method **1000** may also include receiving a response to the query from the server, at **1010**. The response may include or identify information relevant to the search term. For example, with reference to FIGS. **1** and **3**, a response to the query may be received from the cloud server **102**, where the response includes information relevant to the search term and where such information is displayed in the results window **348**.

[0114] Referring to FIG. **11**, a particular illustrative embodiment of a method of establishing a peer-to-peer connection between clouds is described and generally designated **1100**. The method **1100** may be performed at the system **100** of FIG. **1** or the system **200** of FIG. **2** and may be illustrated with reference to the user interfaces and controls described with reference to FIGS. **3-8**.

[0115] The method **1100** may include presenting a response to a query at a graphical user interface (GUI), at **1102**. For example, the response may be presented at the GUI **300** of FIG. **3** in response to a search query entered via the search term box **342** of FIG. **3**.

[0116] The method **1100** may also include communicating a connection request to a second cloud, at **1104**. The request may be a request to access an item stored at the second cloud. For example, the second cloud may be the second cloud **106** of FIG. **1**, and the request may a request to access to an item **124** stored at the second cloud **106**.

[0117] The method **1100** may further include determining whether access is granted in response to the connection request, at **1106**. When it is determined that access is not granted, the method **1100** may return to **1102**. Alternately, when it is determined that access is granted, the method **1100** may establish a peer-to-peer connection between the first cloud and the second cloud, at **1108**. For example, in FIG. **1**, the peer-to-peer connection **138** may be established between the first cloud **104** and the second cloud **106**.

[0118] The method **1100** may include accessing the item at the second cloud for use by a first device, at **1110**. For example, in FIG. **1**, the item **124** at the second cloud **106** may be accessed by a first device (e.g. any of devices **126-130**) of the first user of the first cloud **104**.

[0119] Referring to FIG. **12**, a particular embodiment of a method of searching one or more clouds for items of interest is illustrated and generally designated **1200**. In an illustrative embodiment, the method **1200** of FIG. **12** may be performed at the system **100** of FIG. **1** or the system **200** of FIG. **2** and may be illustrated with reference to the user interfaces and controls described with reference to FIGS. **3-8**.

[0120] The method **1200** may include receiving a search request from a first cloud of a plurality of clouds, at **1202**. For example, the first cloud may be the first cloud **104** of FIG. **1**. The method **1200** may also include identifying information relevant to the search request that is accessible via another cloud of the plurality of clouds at **1204**. For example, the other cloud may be the second cloud **106** of FIG. **1**.

[0121] The method **1200** may further include communicating the information relevant to the search request to the first cloud, at **1206**. For example, information relevant to the search request may be communicated to the first cloud **104** of FIG. **1** and may be displayed at a user device associated with the first cloud (e.g., any of the devices **126-130**) via the search results window **348** of FIG. **3**.

[0122] Referring to FIG. **13**, an illustrative embodiment of a computer system is shown and designated **1300**. The computer system **1300** can include a set of instructions that can be executed to cause the computer system **1300** to perform any one or more of the methods or computer based functions disclosed herein. The computer system **1300** may operate as a standalone device or may be connected, e.g., using a network, to other computer systems or peripheral devices. For example, the computer system **1300** or portions thereof may implement, include, or be included within any one or more of the devices, servers, and clouds illustrated in FIGS. **1-2**.

[0123] In a networked deployment, the computer system **1300** may operate in the capacity of a server or as a client user computer in a server-client user network environment, or as a peer computer system in a distributed peer-to-peer or cloud-to-cloud network environment. The computer system **1300** can also be implemented as or incorporated into various devices, such as a personal computer (PC), a tablet PC, a set-top box (STB), a personal digital assistant (PDA), a mobile device, a palmtop computer, a laptop computer, a desktop computer, a communications device, a wireless telephone, a land-line telephone, a control system, a camera, a scanner, a facsimile machine, a printer, a pager, a personal trusted device, a web appliance, a network router, switch or bridge, or any other machine capable of executing a set of instructions (sequential or otherwise) that specify actions to be taken by that machine. In a particular embodiment, the computer system **1300** can be implemented using electronic devices that provide voice, video or data communication. Further, while a single computer system **1300** is illustrated, the term "system" shall also be taken to include any collection of systems or sub-systems that individually or jointly execute a set, or multiple sets, of instructions to perform one or more computer functions.

[0124] As illustrated in FIG. **13**, the computer system **1300** may include a processor **1302**, e.g., a central processing unit (CPU), a graphics processing unit (GPU), or both. Moreover, the computer system **1300** can include a main memory **1304** and a static memory **1306** that can communicate with each other via a bus **1308**. As shown, the computer system **1300** may further include a video display unit **1310**, such as a liquid crystal display (LCD), an organic light emitting diode (OLED), a flat panel display, or a solid state display. The video display unit **1310** may be operable to display various GUIs and GUI controls disclosed herein, such as the GUIs and GUI controls described with reference to FIGS. **3-8**. Additionally, the computer system **1300** may include an input device **1312**, such as a keyboard, and a cursor control device **1314**, such as a mouse. Such input devices may enable interaction with various GUIs and GUI controls, such as the GUIs and GUI controls described with reference to FIGS. **3-8**. The computer system **1300** can also include a disk drive unit **1316**, a signal generation device **1318**, such as a speaker or remote control, and a network interface device **1320**.

[0125] In a particular embodiment, as depicted in FIG. **13**, the disk drive unit **1316** may include a computer-readable medium **1322** in which one or more sets of instructions **1324**, e.g. software, can be embedded. Further, the instructions **1324** may embody one or more of the methods or logic as described herein, such as the methods described with reference to FIGS. **9-12**. In a particular embodiment, the instructions **1324** may reside completely, or at least partially, within the main memory **1304**, the static memory **1306**, and/or within the processor **1302** during execution by the computer system **1300**. The main memory **1304** and the processor **1302** also may include computer-readable media.

[0126] In an alternative embodiment, dedicated hardware implementations, such as application specific integrated circuits, programmable logic arrays and other hardware devices, can be constructed to implement one or more of the methods described herein. Applications that may include the apparatus and systems of various embodiments can broadly include a variety of electronic and computer systems. One or more embodiments described herein may implement functions using two or more specific interconnected hardware modules or devices with related control and data signals that can be communicated between and through the modules, or as portions of an application-specific integrated circuit. Accordingly, the present system encompasses software, firmware, and hardware implementations.

[0127] In accordance with various embodiments of the present disclosure, the methods described herein may be implemented by software programs executable by a computer system. Further, in an exemplary, non-limited embodiment, implementations can include distributed processing, component/object distributed processing, and parallel processing. Alternatively, virtual computer system processing can be constructed to implement one or more of the methods or functionality as described herein.

[0128] The present disclosure contemplates a computer-readable medium that includes instructions **1324** so that a device connected to a network **1326** can communicate voice, video or data over the network **1326**. Further, the instructions **1324** may be transmitted or received over the network **1326** via the network interface device **1320**.

[0129] While the computer-readable medium is shown to be a single medium, the term "computer-readable medium" includes a single medium or multiple media, such as a centralized or distributed database, and/or associated caches and servers that store one or more sets of instructions. The term "computer-readable medium" shall also include any non-transitory medium that is capable of storing or encoding a set

of instructions for execution by a processor or that cause a computer system to perform any one or more of the methods or operations disclosed herein.

[0130] In a particular non-limiting, exemplary embodiment, the computer-readable medium can include a solid-state memory such as a memory card or other package that houses one or more non-volatile read-only memories. Further, the computer-readable medium can be a random access memory or other volatile re-writable memory. Additionally, the computer-readable medium can include a magneto-optical or optical medium, such as a disk or tapes or other storage device. Accordingly, the disclosure is considered to include any one or more of a computer-readable medium and other equivalents and successor media, in which data or instructions may be stored.

[0131] Although the present specification describes components and functions that may be implemented in particular embodiments with reference to particular standards and protocols, the disclosed embodiments are not limited to such standards and protocols. For example, standards for Internet and other packet switched network transmission (e.g., TCP/IP, UDP/IP, HTML, HTTP, etc.) represent examples of the state of the art. Such standards are periodically superseded by faster or more efficient equivalents having essentially the same functions. Accordingly, replacement standards and protocols having the same or similar functions as those disclosed herein are considered equivalents thereof.

[0132] The illustrations of the embodiments described herein are intended to provide a general understanding of the structure of the various embodiments. The illustrations are not intended to serve as a complete description of all of the elements and features of apparatus and systems that utilize the structures or methods described herein. Many other embodiments may be apparent to those of skill in the art upon reviewing the disclosure. Other embodiments may be utilized and derived from the disclosure, such that structural and logical substitutions and changes may be made without departing from the scope of the disclosure. Additionally, the illustrations are merely representational and may not be drawn to scale. Certain proportions within the illustrations may be exaggerated, while other proportions may be reduced. Accordingly, the disclosure and the figures are to be regarded as illustrative rather than restrictive.

[0133] One or more embodiments of the disclosure may be referred to herein, individually and/or collectively, by the term "invention" merely for convenience and without intending to voluntarily limit the scope of this application to any particular invention or inventive concept. Moreover, although specific embodiments have been illustrated and described herein, it should be appreciated that any subsequent arrangement designed to achieve the same or similar purpose may be substituted for the specific embodiments shown. This disclosure is intended to cover any and all subsequent adaptations or variations of various embodiments. Combinations of the above embodiments, and other embodiments not specifically described herein, will be apparent to those of skill in the art upon reviewing the description.

[0134] The Abstract of the Disclosure is provided with the understanding that it will not be used to interpret or limit the scope or meaning of the claims. In addition, in the foregoing Detailed Description, various features may be grouped together or described in a single embodiment for the purpose of streamlining the disclosure. This disclosure is not to be interpreted as reflecting an intention that the claimed embodiments require more features than are expressly recited in each claim. Rather, as the following claims reflect, inventive subject matter may be directed to less than all of the features of any of the disclosed embodiments. Thus, the following claims are incorporated into the Detailed Description, with each claim standing on its own as defining separately claimed subject matter.

[0135] The above-disclosed subject matter is to be considered illustrative, and not restrictive, and the appended claims are intended to cover all such modifications, enhancements, and other embodiments, which fall within the scope of the disclosure. Thus, to the maximum extent allowed by law, the scope of the disclosure is to be determined by the broadest permissible interpretation of the following claims and their equivalents, and shall not be restricted or limited by the foregoing detailed description.

What is claimed is:

1. A method, comprising:

receiving an input at a first cloud from a first device associated with a first user, wherein the input indicates that an item stored in the first cloud is accessible to a second device associated with a second user via a second cloud that is coupled to the first cloud, wherein the first cloud is associated with the first user and wherein the second cloud is associated with the second user.

2. The method of claim **1**, wherein the first cloud comprises computing and data resources and includes a plurality of items stored in the first cloud that are accessible to a plurality of devices of the first user via a first network, wherein the plurality of devices of the first user include a mobile device, a set-top box device, a computer, a gaming device, or any combination thereof.

3. The method of claim **2**, wherein the second cloud comprises computing and data resources and includes a second plurality of items stored in the second cloud that are accessible to a plurality of devices of the second user via a second network, wherein the plurality of devices of the second user include a mobile device, a set-top box device, a computer, a gaming device, or any combination thereof.

4. The method of claim **3**, further comprising:

accessing a profile associated with the first cloud, wherein the profile comprises a plurality of attributes and wherein a subset of the plurality of attributes are associated with the plurality of items stored in the first cloud;

modifying an attribute of the item in a peer access table of the profile in response to receiving the input, the attribute corresponding to the second cloud, wherein the peer access table identifies items stored in the first cloud and indicates whether each item is accessible to the plurality of devices of the second user via the second cloud, and wherein the item is accessible to the plurality of devices of the second user via the second cloud after the modification; and

saving the modified attribute in the profile.

5. The method of claim **3**, wherein the plurality of items stored in the first cloud includes at least one of a multimedia file, a video game, an application, an image, an output device, a shared storage partition, a database, and a file.

6. The method of claim **1**, further comprising:

accessing the first cloud via the first device, wherein the first device is a mobile device and wherein the mobile device accesses the first cloud via a wireless network;

receiving a notification message at the first cloud from the second cloud, wherein the notification message is dis-

played in a graphical user interface at the mobile device, and wherein the notification message indicates that the second user is viewing a multimedia file stored at the second cloud; and

in response to receiving a second input at the first cloud from the mobile device, displaying the multimedia file stored at the second cloud at the mobile device.

7. The method of claim **6**, wherein the first cloud is coupled to the second cloud via a peer-to-peer connection, and wherein the multimedia file is streamed from the second cloud to the first cloud via the peer-to-peer connection.

8. The method of claim **1**, further comprising:

generating a notification message indicating that the item is accessible to the second device via the second cloud; and

communicating the notification message from the first cloud to the second cloud via a peer-to-peer connection, wherein the notification message is displayed at the second device in a graphical user interface associated with the second cloud.

9. The method of claim **8**, wherein the notification message is generated based on peer notification settings stored at the first cloud, wherein the peer notification settings comprise options to send notifications based on a selection of one or more peers, based on a selection of one or more groups of peers, based on a type of a particular item stored at the first cloud, based a location of the particular item in the first cloud, or any combination thereof.

10. The method of claim **1**, wherein the input indicates that the item is accessible to a third device via a third cloud corresponding to a third user and wherein the third cloud is accessible to a plurality of devices of the third user via a third network, wherein the plurality of devices of the third user includes a mobile device, a set-top box device, a computer, a gaming device, or any combination thereof.

11. The method of claim **1**, further comprising:

receiving a second input at the first cloud from the first device, wherein the first device is a set-top box device, and wherein the second input indicates that a second item stored in the first cloud is accessible to the plurality of devices of the second user via the second cloud; and

in response to receiving the second input, storing a copy of the second item in the second cloud.

12. The method of claim **1**, further comprising:

receiving a request from a third cloud to establish a peer-to-peer connection between the first cloud and the third cloud that is associated with a third user;

receiving a second input at the first cloud from the first device, wherein the second input indicates an acceptance of the request; and

creating an entry in a peer list stored at the first cloud, wherein the peer list identifies a cloud that is coupled to the first cloud via a peer-to-peer connection, a group of clouds that is coupled to the first cloud via one or more peer-to-peer connections, or any combination thereof.

13. The method of claim **11**, further comprising:

associating the third cloud with the second cloud to form a group of clouds based on a third input received at the first cloud from the first device, wherein the second cloud is identified in a second entry in the peer list;

receiving a fourth input at the first cloud from the first device that indicates a third item stored in the first cloud is accessible to members of the group of clouds; and

modifying an attribute of the third item in a group access table of a profile in response to receiving the fourth input, wherein the group access table identifies each item of the plurality of items stored in the first cloud, wherein an attribute of each item indicates whether each item is accessible to members of the group of clouds, and wherein the third item is accessible to the members of the group of clouds after the modification of the attribute; and

saving the modified attribute in the group access table of the profile.

14. A server comprising:

a processor;

a search module executable by the processor to:

receive a search request from a first cloud of a plurality of clouds, wherein the first cloud is associated with a first user and wherein the first cloud comprises a plurality of items stored in the first cloud that are accessible to a plurality of devices of the first user via a first network;

identify information relevant to the search request that is accessible via a second cloud of the plurality of clouds; and

communicate the information relevant to the search request to the first cloud.

15. The server of claim **14**, further comprising:

a sharing module comprising a shared items database, wherein the shared items database includes a plurality of entries corresponding to a plurality of items accessible to a plurality of devices via the plurality of clouds, wherein a particular entry corresponds to a particular item stored in a particular cloud, wherein the particular item is accessible to the plurality of devices of the first user via the particular cloud, and wherein the sharing module is executable by the processor to:

receive a query from the search module, wherein the query includes the search request received from the first cloud;

determine that one or more entries of the plurality of entries included in the shared items database are relevant to the query; and

provide the one or more entries that are relevant to the query to the search module.

16. The server of claim **14**, wherein the response to the search request indicates that the particular item is accessible to the plurality of devices of the first user via the second cloud, wherein the plurality of devices of the first user includes a mobile device, a set-top box device, a computer, a gaming device, or any combination thereof.

17. The server of claim **14**, further comprising a monitoring module executable by the processor to monitor one or more activities of the plurality of clouds, wherein the one or more activities correspond to at least one of an application at a particular cloud being executed, a game at the particular cloud being played, a multimedia file at the particular cloud being viewed, a file being shared by the particular cloud, or any combination thereof.

18. A computer-readable storage medium comprising instructions that, when executed by a processor, cause the processor to:

provide access to a first cloud via a graphical user interface displayed at a first device of a first user, wherein the first cloud comprises a plurality of items stored in the first cloud that are accessible to a plurality of devices of the first user, and wherein the graphical user interface comprises:

a status window configured to display information associated with one or more activities of a second cloud associated with a second user, wherein the second cloud comprises a second plurality of items stored in the second cloud;

a search button operable to present a search menu at the graphical user interface;

a profile button operable to present a plurality of attributes of a profile of the first cloud; and

one or more additional buttons associated with the plurality of items stored in the first cloud, wherein a first button of the one or more additional buttons is a files button operable to present a files menu, the files menu providing access to an image library, a video library, applications, games, output devices, a shared storage partition of the first cloud, or any combination thereof, and wherein a second button of the one or more additional buttons presents a peer menu, the peer menu providing access to a peer list, a group of peers list, available peer items, notifications, a shared storage partition of one or more peer clouds, or any combination thereof.

19. The computer-readable medium of claim **18**, further comprising instructions executable by the processor to:

present the search menu in response to a selection of the search button;

receive a search term at the search menu from the first device via a network;

communicate a query to a server associated with the first cloud, wherein the query includes the search term;

receive a response to the query from the server that indicates information relevant to the search term is accessible to the plurality of devices of the first user via the second cloud; and

present the response to the query at the search menu of the graphical user interface.

20. The computer-readable medium of claim **18**, further comprising instructions executable by the processor to:

communicate a connection request to a second cloud requesting access to an item stored in the second cloud;

establish a peer-to-peer connection between the first cloud and the second cloud in response to receiving an acceptance of the connection request from the second cloud; and

access the item at the second cloud from the first device via the peer-to-peer connection, wherein the first device is a set-top box device and wherein the graphical user interface is displayed at a display device coupled to the set-top box device.

* * * * *