DocCode – SCORE

SCORE Placeholder Sheet for IFW Content

Application Number: 16577697 Document Date: 09/20/2019

The presence of this form in the IFW record indicates that the following document type was received in electronic format on the date identified above. This content is stored in the SCORE database.

Since this was an electronic submission, there is no physical artifact folder, no artifact folder is recorded in PALM, and no paper documents or physical media exist. The TIFF images in the IFW record were created from the original documents that are stored in SCORE.

- Drawing

At the time of document entry (noted above):

- USPTO employees may access SCORE content via DAV or via the SCORE web page.
- External customers may access SCORE content via PAIR using the Supplemental Content tab.

Form Revision Date: March 1, 2019

Doc Code: PA..
Document Description: Power of Attorney

PTO/AIA/82B (07-13)
Approved for use through 01/31/2018. OMB 0651-0035
U.S. Patent and Trademark Office; U.S. DEPARTMENT OF COMMERCE
Under the Paperwork Reduction Act of 1995, no persons are required to respond to a collection of information unless it displays a valid OMB control number

POWER OF ATTORNEY BY APPLICANT

I hereby revoke all previous powers of attorney given in the application identified in either the attached transmittal letter or the boxes below.

Application Number	Filing Date

(Note: The boxes above may be left blank if information is provided on form PTO/AIA/82A.)

☑ I hereby appoint the Patent Practitioner(s) associated with the following Customer Number as my/our attorney(s) or agent(s), and to transact all business in the United States Patent and Trademark Office connected therewith for the application referenced in the attached transmittal letter (form PTO/AIA/82A) or identified above: 021888

OR

☐ I hereby appoint Practitioner(s) named in the attached list (form PTO/AIA/82C) as my/our attorney(s) or agent(s), and to transact all business in the United States Patent and Trademark Office connected therewith for the patent application referenced in the attached transmittal letter (form PTO/AIA/82A) or identified above. (Note: Complete form PTO/AIA/82C.)

Please recognize or change the correspondence address for the application identified in the attached transmittal letter or the boxes above to:

☑ The address associated with the above-mentioned Customer Number

OR

☐ The address associated with Customer Number:

OR

☐ Firm or Individual Name					
Address					
City		State		Zip	
Country					
Telephone		Email			

I am the Applicant (if the Applicant is a juristic entity, list the Applicant name in the box):

Cole Haan LLC

☐ Inventor or Joint Inventor (title not required below)

☐ Legal Representative of a Deceased or Legally Incapacitated Inventor (title not required below)

☑ Assignee or Person to Whom the Inventor is Under an Obligation to Assign (provide signer's title if applicant is a juristic entity)

☐ Person Who Otherwise Shows Sufficient Proprietary Interest (e.g., a petition under 37 CFR 1.46(b)(2) was granted in the application or is concurrently being filed with this document) (provide signer's title if applicant is a juristic entity)

SIGNATURE of Applicant for Patent

The undersigned (whose title is supplied below) is authorized to act on behalf of the applicant (e.g., where the applicant is a juristic entity).

Signature	Laura W. Kelley	Date (Optional)	5/22/18
Name	Laura W. Kelley		
Title	SVP Legal GC and Board Counsel		

NOTE: Signature - This form must be signed by the applicant in accordance with 37 CFR 1.33. See 37 CFR 1.4 for signature requirements and certifications. If more than one applicant, use multiple forms.

☐ Total of forms are submitted.

This collection of information is required by 37 CFR 1.131, 1.32, and 1.33. The information is required to obtain or retain a benefit by the public which is to file (and by the USPTO to process) an application. Confidentiality is governed by 35 U.S.C. 122 and 37 CFR 1.11 and 1.14. This collection is estimated to take 3 minutes to complete, including gathering, preparing, and submitting the completed application form to the USPTO. Time will vary depending upon the individual case. Any comments on the amount of time you require to complete this form and/or suggestions for reducing this burden, should be sent to the Chief Information Officer, U.S. Patent and Trademark Office, U.S. Department of Commerce, P.O. Box 1450, Alexandria, VA 22313-1450. DO NOT SEND FEES OR COMPLETED FORMS TO THIS ADDRESS. **SEND TO: Commissioner for Patents, P.O. Box 1450, Alexandria, VA 22313-1450.**

If you need assistance in completing the form, call 1-800-PTO-9199 and select option 2.

Electronic Patent Application Fee Transmittal

Application Number:	
Filing Date:	
Title of Invention:	Shoe Having Knit Wingtip Upper
First Named Inventor/Applicant Name:	Jack Boys
Filer:	Alan Norman/Jaymee Markus
Attorney Docket Number:	56503-191123

Filed as Large Entity

Filing Fees for Utility under 35 USC 111(a)

Description	Fee Code	Quantity	Amount	Sub-Total in USD($)
Basic Filing:				
UTILITY APPLICATION FILING	1011	1	300	300
UTILITY SEARCH FEE	1111	1	660	660
UTILITY EXAMINATION FEE	1311	1	760	760
Pages:				
Claims:				
Miscellaneous-Filing:				
Petition:				
Patent-Appeals-and-Interference:				

Description	Fee Code	Quantity	Amount	Sub-Total in USD($)
Post-Allowance-and-Post-Issuance:				
Extension-of-Time:				
Miscellaneous:				
		Total in USD ($)		**1720**

Electronic Acknowledgement Receipt	
EFS ID:	37230979
Application Number:	16577697
International Application Number:	
Confirmation Number:	9674
Title of Invention:	Shoe Having Knit Wingtip Upper
First Named Inventor/Applicant Name:	Jack Boys
Customer Number:	21888
Filer:	Alan Norman/Jaymee Markus
Filer Authorized By:	Alan Norman
Attorney Docket Number:	56503-191123
Receipt Date:	20-SEP-2019
Filing Date:	
Time Stamp:	16:25:11
Application Type:	Utility under 35 USC 111(a)

Payment information:

Submitted with Payment	yes
Payment Type	DA
Payment was successfully received in RAM	$1720
RAM confirmation Number	E20199JG26018176
Deposit Account	200823
Authorized User	Jaymee Markus
The Director of the USPTO is hereby authorized to charge indicated fees and credit any overpayment as follows: 37 CFR 1.17 (Patent application and reexamination processing fees) 37 CFR 1.21 (Miscellaneous fees and charges)	

File Listing:

Document Number	Document Description	File Name	File Size(Bytes)/ Message Digest	Multi Part /.zip	Pages (if appl.)
1	Application Data Sheet	ADS191123.pdf	1360429 ae8018e428875c19fa0c37e625a721a07048c05c	no	9
Warnings:					
Information:					
2		Specification-191123.pdf	166399 2c31d5e09057da85f8ebc6d935cb31d053125f46	yes	22

	Multipart Description/PDF files in .zip description		
	Document Description	**Start**	**End**
	Specification	1	15
	Claims	16	21
	Abstract	22	22

Warnings:					
Information:					
3	Drawings-other than black and white line drawings	Figures_191123-CONT-of-187493.PDF	13014206 f1eae530ca3a748efa559eee2303f349dd243a5c	no	6
Warnings:					
The page size in the PDF is too large. The pages should be 8.5 x 11 or A4. If this PDF is submitted, the pages will be resized upon entry into the Image File Wrapper and may affect subsequent processing					
Information:					
4	Oath or Declaration filed	CON_DECS.pdf	191634 7db223ed251ec841aea2ecd725a15925a3b9bb68	no	4
Warnings:					
Information:					

5	Power of Attorney	Executed_POA.pdf	107329 a64a8d2c211187701f94ae66b2fa6796393539ca	no	1
Warnings:					
Information:					
6	Fee Worksheet (SB06)	fee-info.pdf	35203 20e5c319d703177de3352af1d180e5971bc4873d	no	2
Warnings:					
Information:					
			Total Files Size (in bytes):	14875200	

This Acknowledgement Receipt evidences receipt on the noted date by the USPTO of the indicated documents, characterized by the applicant, and including page counts, where applicable. It serves as evidence of receipt similar to a Post Card, as described in MPEP 503.

New Applications Under 35 U.S.C. 111

If a new application is being filed and the application includes the necessary components for a filing date (see 37 CFR 1.53(b)-(d) and MPEP 506), a Filing Receipt (37 CFR 1.54) will be issued in due course and the date shown on this Acknowledgement Receipt will establish the filing date of the application.

National Stage of an International Application under 35 U.S.C. 371

If a timely submission to enter the national stage of an international application is compliant with the conditions of 35 U.S.C. 371 and other applicable requirements a Form PCT/DO/EO/903 indicating acceptance of the application as a national stage submission under 35 U.S.C. 371 will be issued in addition to the Filing Receipt, in due course.

New International Application Filed with the USPTO as a Receiving Office

If a new international application is being filed and the international application includes the necessary components for an international filing date (see PCT Article 11 and MPEP 1810), a Notification of the International Application Number and of the International Filing Date (Form PCT/RO/105) will be issued in due course, subject to prescriptions concerning national security, and the date shown on this Acknowledgement Receipt will establish the international filing date of the application.

PTO/AIA/14 (02-18)
Approved for use through 11/30/2020. OMB 0651-0032
U.S. Patent and Trademark Office; U.S. DEPARTMENT OF COMMERCE
Under the Paperwork Reduction Act of 1995, no persons are required to respond to a collection of information unless it contains a valid OMB control number.

Application Data Sheet 37 CFR 1.76	Attorney Docket Number	56503-191123
	Application Number	
Title of Invention	Shoe Having Knit Wingtip Upper	

The application data sheet is part of the provisional or nonprovisional application for which it is being submitted. The following form contains the bibliographic data arranged in a format specified by the United States Patent and Trademark Office as outlined in 37 CFR 1.76.
This document may be completed electronically and submitted to the Office in electronic format using the Electronic Filing System (EFS) or the document may be printed and included in a paper filed application.

Secrecy Order 37 CFR 5.2:

☐ Portions or all of the application associated with this Application Data Sheet may fall under a Secrecy Order pursuant to 37 CFR 5.2 (Paper filers only. Applications that fall under Secrecy Order may not be filed electronically.)

Inventor Information:

Inventor 1 Remove

Legal Name

Prefix	Given Name	Middle Name	Family Name	Suffix
	Jack		Boys	

Residence Information (Select One) ● US Residency Non US Residency Active US Military Service

City	Greenland	State/Province	NH	Country of Residence	US

Mailing Address of Inventor:

Address 1	150 Ocean Road		
Address 2			
City	Greenland	State/Province	NH
Postal Code	03840	Country	US

Inventor 2 Remove

Legal Name

Prefix	Given Name	Middle Name	Family Name	Suffix
	Ann		Bono	

Residence Information (Select One) ◉ US Residency Non US Residency Active US Military Service

City	Greenland	State/Province	NH	Country of Residence	US

Mailing Address of Inventor:

Address 1	150 Ocean Road		
Address 2			
City	Greenland	State/Province	NH
Postal Code	03840	Country	US

Inventor 3 Remove

Legal Name

Prefix	Given Name	Middle Name	Family Name	Suffix
	Aubert		Shepherd	

Residence Information (Select One) ◉ US Residency Non US Residency Active US Military Service

PTO/AIA/14 (02-18)
Approved for use through 11/30/2020. OMB 0651-0032
U.S. Patent and Trademark Office; U.S. DEPARTMENT OF COMMERCE
Under the Paperwork Reduction Act of 1995, no persons are required to respond to a collection of information unless it contains a valid OMB control number.

Application Data Sheet 37 CFR 1.76	Attorney Docket Number	56503-191123
	Application Number	
Title of Invention	Shoe Having Knit Wingtip Upper	

City	Greenland	State/Province	NH	Country of Residence	US

Mailing Address of Inventor:

Address 1	150 Ocean Road		
Address 2			
City	Greenland	State/Province	NH
Postal Code	03840	Country	US

Inventor 4 Remove

Legal Name

Prefix	Given Name	Middle Name	Family Name	Suffix
	Mattias		Verfl	

Residence Information (Select One) ◉ US Residency Non US Residency Active US Military Service

City	Greenland	State/Province	NH	Country of Residence	US

Mailing Address of Inventor:

Address 1	150 Ocean Road		
Address 2			
City	Greenland	State/Province	NH
Postal Code	03840	Country	US

All Inventors Must Be Listed - Additional Inventor Information blocks may be generated within this form by selecting the **Add** button. Add

Correspondence Information:

Enter either Customer Number or complete the Correspondence Information section below.
For further information see 37 CFR 1.33(a).

☐ **An Address is being provided for the correspondence Information of this application.**

Customer Number	021888		
Email Address	ipdocket@thompsoncoburn.com	Add Email	Remove Email
Email Address	anorman@thompsoncoburn.com	Add Email	Remove Email

Application Information:

Title of the Invention	Shoe Having Knit Wingtip Upper		
Attorney Docket Number	56503-191123	Small Entity Status Claimed	☐
Application Type	Nonprovisional		
Subject Matter	Utility		
Total Number of Drawing Sheets (if any)		Suggested Figure for Publication (if any)	

PTO/AIA/14 (02-18)
Approved for use through 11/30/2020. OMB 0651-0032
U.S. Patent and Trademark Office; U.S. DEPARTMENT OF COMMERCE
Under the Paperwork Reduction Act of 1995, no persons are required to respond to a collection of information unless it contains a valid OMB control number.

Application Data Sheet 37 CFR 1.76	Attorney Docket Number	56503-191123
	Application Number	
Title of Invention	Shoe Having Knit Wingtip Upper	

Filing By Reference:

Only complete this section when filing an application by reference under 35 U.S.C. 111(c) and 37 CFR 1.57(a). Do not complete this section if application papers including a specification and any drawings are being filed. Any domestic benefit or foreign priority information must be provided in the appropriate section(s) below (i.e., "Domestic Benefit/National Stage Information" and "Foreign Priority Information").

For the purposes of a filing date under 37 CFR 1.53(b), the description and any drawings of the present application are replaced by this reference to the previously filed application, subject to conditions and requirements of 37 CFR 1.57(a).

Application number of the previously filed application	Filing date (YYYY-MM-DD)	Intellectual Property Authority or Country

Publication Information:

☐ Request Early Publication (Fee required at time of Request 37 CFR 1.219)

☐ **Request Not to Publish.** I hereby request that the attached application not be published under 35 U.S.C. 122(b) and certify that the invention disclosed in the attached application **has not and will not** be the subject of an application filed in another country, or under a multilateral international agreement, that requires publication at eighteen months after filing.

Representative Information:

Representative information should be provided for all practitioners having a power of attorney in the application. Providing this information in the Application Data Sheet does not constitute a power of attorney in the application (see 37 CFR 1.32).
Either enter Customer Number or complete the Representative Name section below. If both sections are completed the customer Number will be used for the Representative Information during processing.

Please Select One:	● Customer Number	US Patent Practitioner	○ Limited Recognition (37 CFR 11.9)
Customer Number	021888		

Domestic Benefit/National Stage Information:

This section allows for the applicant to either claim benefit under 35 U.S.C. 119(e), 120, 121, 365(c), or 386(c) or indicate National Stage entry from a PCT application. Providing benefit claim information in the Application Data Sheet constitutes the specific reference required by 35 U.S.C. 119(e) or 120, and 37 CFR 1.78.
When referring to the current application, please leave the "Application Number" field blank.

Prior Application Status	Pending		Remove
Application Number	Continuity Type	Prior Application Number	Filing or 371(c) Date (YYYY-MM-DD)
	Continuation of	16409970	2019-05-13

Application Data Sheet 37 CFR 1.76	Attorney Docket Number	56503-191123
	Application Number	
Title of Invention	Shoe Having Knit Wingtip Upper	

Prior Application Status	Pending		Remove
Application Number	Continuity Type	Prior Application Number	Filing or 371(c) Date (YYYY-MM-DD)
16409970	Continuation of	15205672	2016-07-08
Additional Domestic Benefit/National Stage Data may be generated within this form by selecting the **Add** button.			Add

Foreign Priority Information:

This section allows for the applicant to claim priority to a foreign application. Providing this information in the application data sheet constitutes the claim for priority as required by 35 U.S.C. 119(b) and 37 CFR 1.55. When priority is claimed to a foreign application that is eligible for retrieval under the priority document exchange program (PDX)[i] the information will be used by the Office to automatically attempt retrieval pursuant to 37 CFR 1.55(i)(1) and (2). Under the PDX program, applicant bears the ultimate responsibility for ensuring that a copy of the foreign application is received by the Office from the participating foreign intellectual property office, or a certified copy of the foreign priority application is filed, within the time period specified in 37 CFR 1.55(g)(1).

			Remove
Application Number	Country[i]	Filing Date (YYYY-MM-DD)	Access Code[i] (if applicable)
Additional Foreign Priority Data may be generated within this form by selecting the **Add** button.			Add

Statement under 37 CFR 1.55 or 1.78 for AIA (First Inventor to File) Transition Applications

☐ This application (1) claims priority to or the benefit of an application filed before March 16, 2013 and (2) also contains, or contained at any time, a claim to a claimed invention that has an effective filing date on or after March 16, 2013.
NOTE: By providing this statement under 37 CFR 1.55 or 1.78, this application, with a filing date on or after March 16, 2013, will be examined under the first inventor to file provisions of the AIA.

PTO/AIA/14 (02-18)
Approved for use through 11/30/2020. OMB 0651-0032
U.S. Patent and Trademark Office; U.S. DEPARTMENT OF COMMERCE
Under the Paperwork Reduction Act of 1995, no persons are required to respond to a collection of information unless it contains a valid OMB control number.

Application Data Sheet 37 CFR 1.76	Attorney Docket Number	56503-191123
	Application Number	
Title of Invention	Shoe Having Knit Wingtip Upper	

Authorization or Opt-Out of Authorization to Permit Access:

When this Application Data Sheet is properly signed and filed with the application, applicant has provided written authority to permit a participating foreign intellectual property (IP) office access to the instant application-as-filed (see paragraph A in subsection 1 below) and the European Patent Office (EPO) access to any search results from the instant application (see paragraph B in subsection 1 below).

Should applicant choose not to provide an authorization identified in subsection 1 below, applicant **must opt-out** of the authorization by checking the corresponding box A or B or both in subsection 2 below.

NOTE: This section of the Application Data Sheet is **ONLY** reviewed and processed with the **INITIAL** filing of an application. After the initial filing of an application, an Application Data Sheet cannot be used to provide or rescind authorization for access by a foreign IP office(s). Instead, Form PTO/SB/39 or PTO/SB/69 must be used as appropriate.

1. Authorization to Permit Access by a Foreign Intellectual Property Office(s)

A. Priority Document Exchange (PDX) - Unless box A in subsection 2 (opt-out of authorization) is checked, the undersigned hereby **grants the USPTO authority** to provide the European Patent Office (EPO), the Japan Patent Office (JPO), the Korean Intellectual Property Office (KIPO), the State Intellectual Property Office of the People's Republic of China (SIPO), the World Intellectual Property Organization (WIPO), and any other foreign intellectual property office participating with the USPTO in a bilateral or multilateral priority document exchange agreement in which a foreign application claiming priority to the instant patent application is filed, access to: (1) the instant patent application-as-filed and its related bibliographic data, (2) any foreign or domestic application to which priority or benefit is claimed by the instant application and its related bibliographic data, and (3) the date of filing of this Authorization. See 37 CFR 1.14(h)(1).

B. Search Results from U.S. Application to EPO - Unless box B in subsection 2 (opt-out of authorization) is checked, the undersigned hereby **grants the USPTO authority** to provide the EPO access to the bibliographic data and search results from the instant patent application when a European patent application claiming priority to the instant patent application is filed. See 37 CFR 1.14(h)(2).

The applicant is reminded that the EPO's Rule 141(1) EPC (European Patent Convention) requires applicants to submit a copy of search results from the instant application without delay in a European patent application that claims priority to the instant application.

2. Opt-Out of Authorizations to Permit Access by a Foreign Intellectual Property Office(s)

☐ A. Applicant **DOES NOT** authorize the USPTO to permit a participating foreign IP office access to the instant application-as-filed. If this box is checked, the USPTO will not be providing a participating foreign IP office with any documents and information identified in subsection 1A above.

☐ B. Applicant **DOES NOT** authorize the USPTO to transmit to the EPO any search results from the instant patent application. If this box is checked, the USPTO will not be providing the EPO with search results from the instant application.

NOTE: Once the application has published or is otherwise publicly available, the USPTO may provide access to the application in accordance with 37 CFR 1.14.

PTO/AIA/14 (02-18)
Approved for use through 11/30/2020. OMB 0651-0032
U.S. Patent and Trademark Office; U.S. DEPARTMENT OF COMMERCE
Under the Paperwork Reduction Act of 1995, no persons are required to respond to a collection of information unless it contains a valid OMB control number.

Application Data Sheet 37 CFR 1.76	Attorney Docket Number	56503-191123
	Application Number	
Title of Invention	Shoe Having Knit Wingtip Upper	

Applicant Information:

Providing assignment information in this section does not substitute for compliance with any requirement of part 3 of Title 37 of CFR to have an assignment recorded by the Office.

Applicant 1 — Remove

If the applicant is the inventor (or the remaining joint inventor or inventors under 37 CFR 1.45), this section should not be completed. The information to be provided in this section is the name and address of the legal representative who is the applicant under 37 CFR 1.43; or the name and address of the assignee, person to whom the inventor is under an obligation to assign the invention, or person who otherwise shows sufficient proprietary interest in the matter who is the applicant under 37 CFR 1.46. If the applicant is an applicant under 37 CFR 1.46 (assignee, person to whom the inventor is obligated to assign, or person who otherwise shows sufficient proprietary interest) together with one or more joint inventors, then the joint inventor or inventors who are also the applicant should be identified in this section.

Clear

● Assignee	Legal Representative under 35 U.S.C. 117	Joint Inventor
Person to whom the inventor is obligated to assign.	Person who shows sufficient proprietary interest	

If applicant is the legal representative, indicate the authority to file the patent application, the inventor is:

Name of the Deceased or Legally Incapacitated Inventor:

If the Applicant is an Organization check here. ☒

Organization Name	Cole Haan LLC		
Mailing Address Information For Applicant:			
Address 1	150 Ocean Road		
Address 2			
City	Greenland	**State/Province**	NH
Country	US	Postal Code	03840
Phone Number		Fax Number	
Email Address			

Additional Applicant Data may be generated within this form by selecting the Add button. Add

Assignee Information including Non-Applicant Assignee Information:

Providing assignment information in this section does not substitute for compliance with any requirement of part 3 of Title 37 of CFR to have an assignment recorded by the Office.

PTO/AIA/14 (02-18)
Approved for use through 11/30/2020. OMB 0651-0032
U.S. Patent and Trademark Office; U.S. DEPARTMENT OF COMMERCE
Under the Paperwork Reduction Act of 1995, no persons are required to respond to a collection of information unless it contains a valid OMB control number.

Application Data Sheet 37 CFR 1.76	Attorney Docket Number	56503-191123
	Application Number	
Title of Invention	Shoe Having Knit Wingtip Upper	

Assignee 1

Complete this section if assignee information, including non-applicant assignee information, is desired to be included on the patent application publication. An assignee-applicant identified in the "Applicant Information" section will appear on the patent application publication as an applicant. For an assignee-applicant, complete this section only if identification as an assignee is also desired on the patent application publication.

Remove

If the Assignee or Non-Applicant Assignee is an Organization check here. ☐

Prefix	**Given Name**	Middle Name	**Family Name**	Suffix

Mailing Address Information For Assignee including Non-Applicant Assignee:

Address 1			
Address 2			
City		**State/Province**	
Country i		Postal Code	
Phone Number		Fax Number	
Email Address			

Additional Assignee or Non-Applicant Assignee Data may be generated within this form by selecting the Add button. Add

Signature:

Remove

NOTE: This Application Data Sheet must be signed in accordance with 37 CFR 1.33(b). **However, if this Application Data Sheet is submitted with the INITIAL filing of the application and either box A or B is not checked in subsection 2 of the "Authorization or Opt-Out of Authorization to Permit Access" section, then this form must also be signed in accordance with 37 CFR 1.14(c).**

This Application Data Sheet **must** be signed by a patent practitioner if one or more of the applicants is a **juristic entity** (e.g., corporation or association). If the applicant is two or more joint inventors, this form must be signed by a patent practitioner, **all** joint inventors who are the applicant, or one or more joint inventor-applicants who have been given power of attorney (e.g., see USPTO Form PTO/AIA/81) on behalf of **all** joint inventor-applicants.

See 37 CFR 1.4(d) for the manner of making signatures and certifications.

Signature	/alan h. norman/			Date (YYYY-MM-DD)	2019-09-20
First Name	Alan	Last Name	Norman	Registration Number	32,285

Additional Signature may be generated within this form by selecting the Add button. Add

PTO/AIA/14 (02-18)
Approved for use through 11/30/2020. OMB 0651-0032
U.S. Patent and Trademark Office; U.S. DEPARTMENT OF COMMERCE
Under the Paperwork Reduction Act of 1995, no persons are required to respond to a collection of information unless it contains a valid OMB control number.

Application Data Sheet 37 CFR 1.76	Attorney Docket Number	56503-191123
	Application Number	
Title of Invention	Shoe Having Knit Wingtip Upper	

This collection of information is required by 37 CFR 1.76. The information is required to obtain or retain a benefit by the public which is to file (and by the USPTO to process) an application. Confidentiality is governed by 35 U.S.C. 122 and 37 CFR 1.14. This collection is estimated to take 23 minutes to complete, including gathering, preparing, and submitting the completed application data sheet form to the USPTO. Time will vary depending upon the individual case. Any comments on the amount of time you require to complete this form and/or suggestions for reducing this burden, should be sent to the Chief Information Officer, U.S. Patent and Trademark Office, U.S. Department of Commerce, P.O. Box 1450, Alexandria, VA 22313-1450. DO NOT SEND FEES OR COMPLETED FORMS TO THIS ADDRESS. **SEND TO: Commissioner for Patents, P.O. Box 1450, Alexandria, VA 22313-1450.**

Privacy Act Statement

The Privacy Act of 1974 (P.L. 93-579) requires that you be given certain information in connection with your submission of the attached form related to a patent application or patent. Accordingly, pursuant to the requirements of the Act, please be advised that: (1) the general authority for the collection of this information is 35 U.S.C. 2(b)(2); (2) furnishing of the information solicited is voluntary; and (3) the principal purpose for which the information is used by the U.S. Patent and Trademark Office is to process and/or examine your submission related to a patent application or patent. If you do not furnish the requested information, the U.S. Patent and Trademark Office may not be able to process and/or examine your submission, which may result in termination of proceedings or abandonment of the application or expiration of the patent.

The information provided by you in this form will be subject to the following routine uses:

1 The information on this form will be treated confidentially to the extent allowed under the Freedom of Information Act (5 U.S.C. 552) and the Privacy Act (5 U.S.C. 552a). Records from this system of records may be disclosed to the Department of Justice to determine whether the Freedom of Information Act requires disclosure of these records.

2. A record from this system of records may be disclosed, as a routine use, in the course of presenting evidence to a court, magistrate, or administrative tribunal, including disclosures to opposing counsel in the course of settlement negotiations.

3 A record in this system of records may be disclosed, as a routine use, to a Member of Congress submitting a request involving an individual, to whom the record pertains, when the individual has requested assistance from the Member with respect to the subject matter of the record.

4. A record in this system of records may be disclosed, as a routine use, to a contractor of the Agency having need for the information in order to perform a contract. Recipients of information shall be required to comply with the requirements of the Privacy Act of 1974, as amended, pursuant to 5 U.S.C. 552a(m).

5. A record related to an International Application filed under the Patent Cooperation Treaty in this system of records may be disclosed, as a routine use, to the International Bureau of the World Intellectual Property Organization, pursuant to the Patent CooperationTreaty.

6. A record in this system of records may be disclosed, as a routine use, to another federal agency for purposes of National Security review (35 U.S.C. 181) and for review pursuant to the Atomic Energy Act (42 U.S.C. 218(c)).

7. A record from this system of records may be disclosed, as a routine use, to the Administrator, General Services, or his/her designee, during an inspection of records conducted by GSA as part of that agency's responsibility to recommend improvements in records management practices and programs, under authority of 44 U.S.C. 2904 and 2906. Such disclosure shall be made in accordance with the GSA regulations governing inspection of records for this purpose, and any other relevant (i.e., GSA or Commerce) directive. Such disclosure shall not be used to make determinations about individuals.

8. A record from this system of records may be disclosed, as a routine use, to the public after either publication of the application pursuant to 35 U.S.C. 122(b) or issuance of a patent pursuant to 35 U.S.C. 151. Further, a record may be disclosed, subject to the limitations of 37 CFR 1.14, as a routine use, to the public if the record was filed in an application which became abandoned or in which the proceedings were terminated and which application is referenced by either a published application, an application open to public inspections or an issued patent.

9. A record from this system of records may be disclosed, as a routine use, to a Federal, State, or local law enforcement agency, if the USPTO becomes aware of a violation or potential violation of law or regulation.

SHOE HAVING KNIT WINGTIP UPPER

Cross-Reference to Related Applications

[0001] This is a continuation of U.S. Patent Application No. 16/409,970, filed May 13, 2019; which is a continuation of U.S. Patent Application No. 15/205,672, filed July 8, 2016, each of which is hereby incorporated by reference in its entirety.

[0002] Statement Regarding Federally Sponsored Research or Development Not Applicable.

Appendix

[0003] Not Applicable.

Background of the Invention

Field of the Invention

[0004] This invention pertains to shoes having knit uppers.

SUMMARY

[0005] One aspect of the invention is a shoe comprising a knit upper and a sole secured to the knit upper. The knit upper has a knitted element. The knitted element is formed of a unitary one-piece construction during a knitting process on a knitting machine. The knitted element comprises a knitted upper heel region, a knitted upper lateral midfoot region, a knitted upper medial midfoot region, a knitted upper metatarsal region, a knitted upper lateral ball region, a knitted upper medial ball region, and a knitted upper toe region. The knitted upper metatarsal region includes a knitted upper lateral metatarsal region and a knitted upper medial metatarsal region. The knit upper has a knitted upper lateral side region and a

knitted upper medial side region. The knitted upper lateral side region includes the knitted upper lateral midfoot region, the knitted upper lateral metatarsal region and the knitted upper lateral ball region. The knitted upper medial side region includes the knitted upper medial midfoot region, the knitted upper medial metatarsal region and the knitted upper medial ball region. The knitted upper toe region is seamlessly knitted with the knitted upper medial and lateral ball regions during the knitting process. The knitted upper medial and lateral ball regions are seamlessly knitted with the knitted upper metatarsal region during the knitting process. The knitted upper metatarsal region is seamlessly knitted with the knitted upper lateral and medial midfoot regions during the knitting process. The knitted element includes a wingtip pattern. The wingtip pattern comprises portions of at least the knitted upper toe region, the knitted upper lateral and medial ball regions, and the knitted upper lateral and medial metatarsal regions. The knitted upper toe region, the knitted upper lateral and medial ball regions, and the knitted upper lateral and medial metatarsal regions collectively are knitted with the wingtip pattern during the knitting process.

[0006] Another aspect of the invention is a shoe comprising a knit upper and a sole secured to the knit upper. The knit upper has a knitted element formed of a unitary one-piece construction during a knitting process on a knitting machine. The knitted element comprises a knitted upper heel region, a knitted upper lateral midfoot region, a knitted upper medial midfoot region, a knitted upper metatarsal region, a knitted upper lateral ball region, a knitted upper medial ball region, and a knitted upper toe region. The knitted upper metatarsal region includes a knitted

upper lateral metatarsal region and a knitted upper medial metatarsal region. The knit upper has a knitted upper lateral side region and a knitted upper medial side region. The knitted upper lateral side region includes the knitted upper lateral midfoot region, the knitted upper lateral metatarsal region and the knitted upper lateral ball region. The knitted upper medial side region includes the knitted upper medial midfoot region, the knitted upper medial metatarsal region and the knitted upper medial ball region. The knitted upper toe region is seamlessly knitted with the knitted upper medial and lateral ball regions during the knitting process. The knitted upper medial and lateral ball regions are seamlessly knitted with the knitted upper metatarsal region during the knitting process. The knitted upper metatarsal region is seamlessly knitted with the knitted upper lateral and medial midfoot regions during the knitting process. The knitted element includes a line of broguing. The knitted upper toe region is knitted with the line of broguing during the knitting process. The line of broguing comprises a line of holes. The knitted element comprises a first area of a first type of knit structure and a second area of a second type of knit structure. The second type of knit structure is different from the first type of knit structure. The first area is at least in the knitted upper toe region. The second area is at least in the knitted upper lateral and medial metatarsal regions. The line of broguing being adjacent a rear boundary of the first area. The line of broguing being adjacent a forward boundary of the second area.

[0007] Another aspect of the invention is a method of manufacturing an upper for an article of footwear. The method comprises knitting with a knitting machine to form a knitted element of the knit upper such that the knitted element is of a

unitary one-piece construction comprising a knitted upper heel region, a knitted upper lateral midfoot region, a knitted upper medial midfoot region, a knitted upper metatarsal region, a knitted upper lateral ball region, a knitted upper medial ball region, and a knitted upper toe region. The knitted upper metatarsal region includes an upper lateral metatarsal region and an upper medial metatarsal region. The knitted element has an upper lateral side region and an upper medial side region. The knitted upper lateral side region includes the knitted upper lateral midfoot region, the knitted upper lateral metatarsal region and the knitted upper lateral ball region. The knitted upper medial side region includes the knitted upper medial midfoot region, the knitted upper medial metatarsal region and the knitted upper medial ball region. The knitted element includes a line of broguing. The line of broguing comprises a line of holes. The knitted element comprises a first area of a first type of knit structure and a second area of a second type of knit structure. The second type of knit structure is different from the first type of knit structure. The first area is at least in the knitted upper toe region. The second area is at least in the knitted upper lateral and medial metatarsal regions. The line of broguing being adjacent a rear boundary of the first area. The line of broguing being adjacent a forward boundary of the second area. The knitted upper toe region is seamlessly knitted with the knitted upper medial and lateral ball regions during the knitting step. The knitted upper medial and lateral ball regions are seamlessly knitted with the knitted upper metatarsal region during the knitting step. The knitted upper metatarsal region is seamlessly knitted with the knitted upper lateral and medial midfoot regions during the knitting step. The

knitted upper toe region is knitted with the line of broguing during the knitting step. The first and second areas are knitted during the knitting step.

[0008] Another aspect of the invention is a method of manufacturing an article of footwear having a knitted upper and a sole. The method comprises knitting with a knitting machine to form a knitted element of the knit upper such that the knitted element is of a unitary one-piece construction comprising a knitted upper heel region, a knitted upper lateral midfoot region, a knitted upper medial midfoot region, a knitted upper metatarsal region, a knitted upper lateral ball region, a knitted upper medial ball region, and a knitted upper toe region. The knitted upper metatarsal region includes an upper lateral metatarsal region and an upper medial metatarsal region. The knitted element has an upper lateral side region and an upper medial side region. The knitted upper lateral side region includes the knitted upper lateral midfoot region, the knitted upper lateral metatarsal region and the knitted upper lateral ball region. The knitted upper medial side region includes the knitted upper medial midfoot region, the knitted upper medial metatarsal region and the knitted upper medial ball region. The knitted element comprises a first area of a jersey stitch knit and a second area of a pointelle stitch knit. The first area is at least in the knitted upper toe region. The second area is at least in the knitted upper lateral and medial metatarsal regions. The method further comprises attaching the sole to the knitted upper. The knitted upper toe region is seamlessly knitted with the knitted upper medial and lateral ball regions during the knitting step. The knitted upper medial and lateral ball regions are seamlessly knitted with the knitted upper metatarsal region during the knitting step. The knitted upper metatarsal region is

seamlessly knitted with the knitted upper lateral and medial midfoot regions during the knitting step. The first and second areas are knitted during the knitting step.

[0009] Further features and advantages, as well as the operation, are described in detail below with reference to the accompanying drawings.

BRIEF DESCRIPTION OF THE DRAWINGS

[0010] Figure 1 is a perspective view of an exemplary embodiment of a shoe of the present disclosure.

[0011] Figure 2 is a top plan view of the shoe of Figure 1.

[0012] Figure 3 is a medial side view of the shoe of Figure 1.

[0013] Figure 4 is a lateral side view of the shoe of Figure 1.

[0014] Figure 5 is a plan view of a knitted element to be formed into a part of an upper of the shoe of Figure 1.

[0015] Figure 6 is a flow diagram of a method of making the shoe of Figure 1 according to an exemplary embodiment of the present disclosure.

[0016] Reference numerals in the written specification and in the figures indicate corresponding items.

DETAILED DESCRIPTION

[0017] An embodiment of a shoe in accordance with the present invention is indicated by reference numeral 10 in Figures 1-4. The shoe 10 comprises a sole, generally indicated at 12, a knit upper, generally indicated at 14, and a welt, generally indicated at 16. The sole 12 and welt 16 are secured to the upper 14. The shoe 10 extends forward from a heel end 18 to a toe end 19. The knit upper 14 has a knitted element 20 and a tongue 22 secured to the knitted element. The

knitted element 20 is shown alone in Figure 5 and shown as part of the assembled shoe in Figures 1-5.

[0018] The knitted element 20 is formed of a unitary one-piece construction during a knitting process on a knitting machine (not shown). The knitted element 20 comprises a knitted upper heel region 24, a knitted upper lateral midfoot region 26a, a knitted upper medial midfoot region 26b, a knitted upper metatarsal region 28, a knitted upper lateral ball region 30a, a knitted upper medial ball region 30b, and a knitted upper toe region 32. The upper heel region 24 includes a knitted upper lateral heel region 24a and a knitted upper medial heel region 24b. The upper metatarsal region 28 includes a knitted upper lateral metatarsal region 28a and a knitted upper medial metatarsal region 28b. The knitted upper toe region 32 includes a knitted upper lateral toe region 32a and a knitted upper medial toe region 32b. The upper 14 has a knitted upper lateral side region 14a and a knitted upper medial side region 14b. The upper lateral side region 14a includes the upper lateral heel region 24a, the upper lateral midfoot region 26a, the upper lateral metatarsal region 28a, the upper lateral ball region 30a, and the upper lateral toe region 32a. The upper medial side region 14b includes the upper medial heel region 24b, the upper medial midfoot region 26b, the upper medial metatarsal region 28b, the upper medial ball region 30b, and the upper medial toe region 32b. The upper toe region 32 is seamlessly knitted with the upper lateral and medial ball regions 30a, 30b during the knitting process. The upper lateral and medial ball regions 30a, 30b are seamlessly knitted with the upper lateral and medial metatarsal regions 28a, 28b during the knitting process. The upper lateral and

medial metatarsal regions 28a, 28b are seamlessly knitted with the upper lateral and medial midfoot regions 26a, 26b during the knitting process.

[0019] The knitted element includes a first wingtip pattern, generally indicated at 36, and a second wingtip pattern, generally indicated at 38. Each of the first and second wingtip patterns 36, 38 comprises portions of at least the upper toe region 32, the upper lateral and medial ball regions 30a, 30b, and the upper lateral and medial metatarsal regions 28a, 28b. The upper toe region 32, the upper lateral and medial ball regions 30a, 30b, and the upper lateral and medial metatarsal regions 28a, 28b collectively are knitted with the first and second wingtip patterns 36, 38 during the knitting process.

[0020] The first wingtip pattern 36 comprises a line of broguing 40 comprising a lateral line of broguing 40a and a medial line of broguing 40b. The upper toe region 32, the upper lateral and medial ball regions 30a, 30b, and the upper lateral and medial metatarsal regions 28a, 28b collectively are knitted with the lateral and medial lines of broguing 40a, 40b. The lateral line of broguing 40a comprises a wing-shaped curved line of holes 42a. The lateral line of broguing 40a comprises a lateral side broguing portion 44a extending forward from at least the upper lateral metatarsal region 28a to the upper toe region 32, and a central broguing portion 46a extending rearward from the upper toe region 32. The lateral side broguing portion 44a and the central broguing portion 46a are each comprised of some of the holes 42a of the lateral line of broguing 40a. The medial line of broguing 40b comprises a wing-shaped curved line of holes 42b. The medial line of broguing 40b comprises a medial side broguing portion 44b

extending forward from at least the upper medial metatarsal region 28b to the upper toe region 32, and a central broguing portion 46b extending rearward from the upper toe region 32. The medial side broguing portion 44b and the central broguing portion 46b are each comprised of some of the holes 42b of the medial line of broguing 40b. The central broguing portions 46a, 46b converge rearwardly toward each other, and meet to constitute a rearwardly pointing apex 48. The upper 14 further comprises a throat 50. The apex 48 points rearwardly toward the throat 50 of the upper 14. Preferably, the holes 42a, 42b of the lateral and medial lines of broguing 40a, 40b are in the knitting element via the knitting process as opposed to being formed by removal of material such as by cutting or punching.

[0021] The knitted element 20 comprises a first area, generally indicated at 52, of a first type of knit structure and a second area, generally indicated at 54, of a second type of knit structure. The second type of knit structure is different from the first type of knit structure. The first area 52 is generally forward of the second area 54. The first area 52 has a rear boundary 56 and the second area 54 has a forward boundary 58. The rear boundary 56 of the first area 52 and the forward boundary 58 of the second area 54 is coincident and coextensive with each other and define a boundary line 60 between the first and second areas 52, 54. The second wingtip pattern 38 comprises the boundary line 60. The first wingtip pattern 36 is forward of and adjacent the second wingtip pattern 38. Also, the lateral and medial lines of broguing 40a, 40b are adjacent the boundary line 60. As such the lateral and medial lines of broguing 40a, 40b are adjacent the rear boundary 56 of the first area 52, and adjacent the forward boundary 58 of the

second area 54. The boundary line 60 has a lateral boundary line 60a and a medial boundary line 60b. The lateral boundary line 60a comprises a wing-shaped curved line having a lateral side portion 62a extending forward from at least the upper lateral metatarsal region 28a to the upper toe region 32, and a central portion 64a extending rearward from the upper toe region 32. The medial boundary line 60b comprises a wing-shaped curved line having a medial side portion 62b extending forward from at least the upper medial metatarsal region 28b to the upper toe region 32, and a central portion 64b extending rearward from the upper toe region 32. The central portions 64a, 64b of the lateral and medial boundary lines 60a, 60b converge rearwardly toward each other, and meet to constitute a rearwardly pointing apex 66. The apex 66 points rearwardly toward the throat 50 of the upper 14.

[0022] The first type of knit structure (that is, the knit structure of the first area 52) may be more tightly knit than the second type of knit structure (that is, the knit structure of the second area 54). In this embodiment, the first type of knit structure is a jersey stitch knit and the second type of knit structure is a pointelle stitch knit. The knitted element 20 may be knitted with one or more yarns, such as polyester yarns, nylon yarns, cotton yarns, and spandex yarns. In one embodiment, the knitted element 20 is knitted of polyester covered spandex yarn and hot melt yarn, such that in the finished knitted element, the polyester covered spandex yarn constitutes at least 50% by mass (and more preferably at least 60% by mass), and the hot melt yarn constitutes at least 15% by mass (and more preferably at least 20% by mass but not more than 30% by mass). The hot melt yarn is knitted with

the polyester covered spandex yarn during the knitting process. Preferably, the polyester covered spandex yarn has a linear density of between about 120 denier and about 180 denier, and the hot melt yarn has a linear density of between about 80 denier and about 120 denier. In addition to the polyester covered spandex yam and the hot melt yarn, the knitted element 20 may be knitted with stretch yarn, with the stretch yarn preferably constituting at least 5% by mass of the knitted upper. If stretch yarn is included, it is preferably limited (but need not be limited) to the topline area of the knitted element 20 to provide a stretch function primarily in the ankle region of the upper 14 of the shoe 10. Preferably, the polyester covered spandex yarn includes a double layer of polyester. Also preferably, the stretch yarn is spandex yarn. In another embodiment, the knitted element 20 is formed by knitting hot melt yarn with polyester yarn during the knitting process such that polyester yarn constitutes at least 50% by mass of the knitted element and the hot melt yarn constitutes at least 15% by mass of the knitted element.

[0023] Figure 6 is a flow diagram of a method of making the shoe 10 of Figures 1-5. In step 100, the knitted element 20 is formed via a knitting machine, such as a CNC knitting machine, as a unitary one-piece construction. During the knitting step 100, the upper lateral and medial heel regions 24a, 24b are knitted, the upper lateral and medial midfoot regions 26a, 26b are knitted, the upper lateral and medial metatarsal regions 28a, 28b are knitted, the upper lateral and medial ball regions 30a, 30b are knitted, and the upper lateral and medial toe regions 32a, 32b are knitted. By being knitted as a as a unitary one-piece construction, it is to be understood these various regions of the knitted element are formed together via the knitting process,

as opposed to the regions being formed separately and then sewn or bonded together. As such, the upper toe region 32 is seamlessly knitted with the upper medial and lateral ball regions 30a, 30b during the knitting step, the upper medial and lateral ball regions are seamlessly knitted with the upper metatarsal region 28 during the knitting step, the upper metatarsal region is seamlessly knitted with the upper lateral and medial midfoot regions 26a, 26b during the knitting step, and the upper lateral and medial midfoot regions are seamlessly knitted with the upper lateral and medial heel regions 24a, 24b during the knitting step.

[0024] The knitted element 20 is also knitted with a multiple of different types of knit structures during the knitting step. As described above, the first area 52 is of the first type of knit structure (e.g., jersey stitch knit) and the second area 54 is of the second type of knit structure (e.g., pointelle stitch knit). Also, the holes 42a, 42b of the lateral and medial lines of broguing 40a, 40b are formed via the knitting step, as opposed to being formed via removal of material (e.g., punching, cutting, etc.) after the knitting step. As shown in Figure 5, the knitted element 20 also includes lateral and medial heel areas 70a, 70b of the second type of knit structure (e.g., pointelle stitch knit), lateral and medial midfoot areas 72a, 72b of the second type of knit structure (e.g., pointelle stitch knit), and lateral and medial eyestay areas 74a, 74b of the second type of knit structure (e.g., pointelle stitch knit). Broguing holes forming lines of broguing (the same or similar in form and construction to the lateral and medial lines of broguing 40a, 40b) are between the lateral heel area 70a and the lateral midfoot area 72a, between the lateral midfoot area and the lateral eyestay area 74a, between the

lateral midfoot region and the second area 52, between the lateral eyestay area and the second area, between the medial heel area 70b and the medial midfoot area 72b, between the medial midfoot area and the medial eyestay area 74b, between the medial midfoot region and the second area, and between the medial eyestay area and the second area.

[0025] After the knitted element 20 is knitted via the knitting step 100, the knitted element is pressed with a hot press during a pressing step, indicated at reference number 102 in Figure 6. During step 104, the upper 14 is formed by attaching a strobel board 80 (see Figure 2)) to the knitted element 20, attaching the tongue 22 to the knitted element, and attaching the upper lateral heel region 24a to the upper medial heel region 24b. A heel counter 82 (see Figure 1) may also be attached to the inner surface of the upper lateral and medial heel regions 24a, 24b. The upper 14 is then placed around a last at step 106. Adhesive is applied to the underside of the strobel board 80, and the upper 14 is passed via a conveyer through an oven (or heat tunnel). The oven heats the adhesive and also heats the hot melt yarn of the knitted element 20. The heating and subsequent cooling of the hot melt yarn causes the hot melt yarn to affix to the other yarns (e.g., to the polyester yarn or polyester covered spandex yarn) so that the upper 14 conforms to the shape of the last. The sole 12 and welt 16 are bonded via the adhesive to the strobel board 80 and bottom periphery of the knitted element at step 108.

[0026] An inner surface of the knitted element 20 (i.e., the surface facing the inside of the shoe 10) may be lined or unlined. In an unlined configuration, the inner surface of the knitted element 20 is devoid of a lining (other than the heel

counter 82 or eyelet reinforcement adjacent the throat) and such inner surface of the knitted element defines at least a majority of a foot receiving cavity of the shoe. In a completely lined configuration, a lining is between the inner surface of the knitted element and the foot receiving cavity of the shoe such that the foot receiving cavity of the shoe is in part defined by the lining (instead of by the inner surface of the knitted element).

[0027] In view of the foregoing, it should be appreciated that the invention has several advantages over the prior art.

[0028] It should also be understood that when introducing elements of the present invention in the claims or in the above description of exemplary embodiments of the invention, the terms "comprising," "including," and "having" are intended to be open-ended and mean that there may be additional elements other than the listed elements. Additionally, the term "portion" should be construed as meaning some or all of the item or element that it qualifies. Moreover, use of identifiers such as first, second, and third should not be construed in a manner imposing any relative position or time sequence between limitations.

[0029] As various modifications could be made in the constructions and methods herein described and illustrated without departing from the scope of the invention, it is intended that all matter contained in the foregoing description or shown in the accompanying drawings shall be interpreted as illustrative rather than limiting. Thus, the breadth and scope of the present invention should not be limited by any of the above-described exemplary embodiments, but should be defined only in accordance with the following claims appended hereto and their equivalents.

What is claimed is:

1. A method of manufacturing an article of footwear having a knit upper and a sole, the method comprising:

knitting with a knitting machine to form a knitted element of the knit upper such that the knitted element is of a unitary one-piece construction comprising a knitted upper heel region, a knitted upper lateral midfoot region, a knitted upper medial midfoot region, a knitted upper metatarsal region including an upper lateral metatarsal region and an upper medial metatarsal region, a knitted upper lateral ball region, a knitted upper medial ball region, a knitted upper toe region, a knitted upper lateral side region including the knitted upper lateral midfoot region, the knitted upper lateral metatarsal region, and the knitted upper lateral ball region, a knitted upper medial side region including the knitted upper medial midfoot region, the knitted upper medial metatarsal region, and the knitted upper medial ball region, a first area of a jersey stitch knit being at least in the knitted upper toe region, and a second area of a pointelle stitch knit being at least in the knitted upper lateral and medial metatarsal regions, the first area having a rear boundary, the second area having a forward boundary, the rear boundary of the first area and the forward boundary of the second area being coincident and coextensive with each other and defining a boundary line between the first and second areas, and a line of broguing adjacent the boundary line; and

attaching the sole to the knit upper;

the knitted upper toe region being seamlessly knitted with the knitted upper medial and lateral ball regions during the knitting step,

the knitted upper medial and lateral ball regions being seamlessly knitted with

the knitted upper metatarsal region during the knitting step,

the knitted upper metatarsal region being seamlessly knitted with the knitted upper lateral and medial midfoot regions during the knitting step, and

the first and second areas being knitted during the knitting step.

2. A method as set forth in claim 1, further comprising

a medial boundary line and a lateral boundary line of the boundary line being formed during the knitting step; and

a medial line of broguing and a lateral line of broguing of the line of broguing being formed during the knitting step;

the medial line of broguing being adjacent the medial boundary line, the lateral line of broguing being adjacent the lateral boundary line, the medial line of broguing comprising a curved line of holes, and the lateral line of broguing comprising a curved line of holes.

3. A method as set forth in claim 1, wherein the knit upper is knitted during the knitting step with at least first and second yarns, the first yarn being of a hot melt yarn, the second yarn being of a yarn other than a hot melt yarn.

4. A method as set forth in claim 3, further comprising:

placing the knit upper around a last;

applying heat to the knit upper while the knit upper is around the last to cause the hot melt yarn to affix to the second yarn.

5. A method as set forth in claim 1, wherein

the knitted element further includes a knitted lateral eyestay area and a knitted medial eyestay area, each knitted during the knitting step;

the knitted upper lateral midfoot region includes a knitted lateral midfoot area knitted during the knitting step;

the knitted upper medial midfoot region includes a knitted medial midfoot area knitted during the knitting step; and

the knitted element includes additional lines of broguing between the lateral midfoot area and the lateral eyestay area and between the medial midfoot area and the medial eyestay area, the additional lines of broguing being formed during the knitting step.

6. A method as set forth in claim 1, wherein

the knitted upper lateral midfoot region includes a knitted lateral midfoot area knitted during the knitting step;

the knitted upper medial midfoot region includes a knitted medial midfoot area knitted during the knitting step; and

the knitted element includes additional lines of broguing between the lateral midfoot area and the second area and between the medial midfoot area and the second area, the additional lines of broguing being formed during the knitting step.

7. A shoe comprising:

a knit upper;

a sole secured to the knit upper;

the knit upper having a knitted element, the knitted element being formed of a unitary one-piece construction during a knitting process on a knitting machine, the knitted element comprising a knitted upper lateral midfoot region, a knitted upper medial midfoot region, a knitted upper metatarsal region, a knitted upper lateral ball

region, a knitted upper medial ball region, a knitted upper toe region and a line of broguing;

the knitted upper metatarsal region including a knitted upper lateral metatarsal region and a knitted upper medial metatarsal region,

the knitted element having a knitted upper lateral side region and a knitted upper medial side region, the knitted upper lateral side region including the knitted upper lateral midfoot region, the knitted upper lateral metatarsal region, and the knitted upper lateral ball region, the knitted upper medial side region including the knitted upper medial midfoot region, the knitted upper medial metatarsal region, and the knitted upper medial ball region,

the knitted element comprising a first area of a jersey stitch knit and a second area of a pointelle stitch knit, the first area being at least in the knitted upper toe region, the second area being at least in the knitted upper lateral and medial metatarsal regions, the first area having a rear boundary, the second area having a forward boundary, the rear boundary of the first area and the forward boundary of the second area being coincident and coextensive with each other and defining a boundary line between the first and second areas, the boundary line being adjacent the line of broguing; and

the knitted upper toe region being seamlessly knitted with the knitted upper medial and lateral ball regions during the knitting process,

the knitted upper medial and lateral ball regions being seamlessly knitted with the knitted upper metatarsal region during the knitting process,

the knitted upper metatarsal region being seamlessly knitted with the knitted

upper lateral and medial midfoot regions during the knitting process, and

the first and second areas being knitted during the knitting process.

8. A shoe as set forth in claim 7, wherein the boundary line comprises a medial boundary line and a lateral boundary line, and wherein the line of broguing includes a medial line of broguing and a lateral line of broguing, the medial line of broguing being adjacent the medial boundary line, the lateral line of broguing being adjacent the lateral boundary line, the medial line of broguing comprising a curved line of holes, and the lateral line of broguing comprising a curved line of holes.

9. A shoe as set forth in claim 7, wherein the knit upper is knitted during the knitting process with at least first and second yarns, the first yarn being of a hot melt yarn, the second yarn being of a yarn other than a hot melt yarn.

10. A shoe set forth in claim 9, further comprising the hot melt yarn being affixed to the second yarn by heat applied to the knit upper while the knit upper is positioned around a last.

11. A shoe as set forth in claim 7, wherein the knitted element further includes a knitted lateral eyestay area and a knitted medial eyestay area, the knitted upper lateral midfoot region including a knitted lateral midfoot area, the knitted upper medial midfoot region including a knitted medial midfoot area, and wherein broguing holes forming additional lines of broguing are between the lateral midfoot area and the lateral eyestay area and between the medial midfoot area and the medial eyestay area, wherein the knitted element is knitted with the broguing holes during the knitting process.

12. A shoe as set forth in claim 7, wherein the knitted upper lateral midfoot region includes a knitted lateral midfoot area and the knitted upper medial midfoot region includes a knitted medial midfoot area, and wherein broguing holes forming additional lines of broguing are between the lateral midfoot area and the second area and between the medial midfoot area and the second area, wherein the knitted element is knitted with the broguing holes during the knitting process.

13. A shoe as set forth in claim 7, wherein the knitted element further includes a knitted upper heel region formed during the knitting process.

ABSTRACT

A shoe includes a knit upper and a sole secured to the knit upper. The knit upper has a first area of a jersey stitch knit and a second area of a pointelle stitch knit, a boundary line between the first and second areas, and a line of broguing adjacent the boundary line.

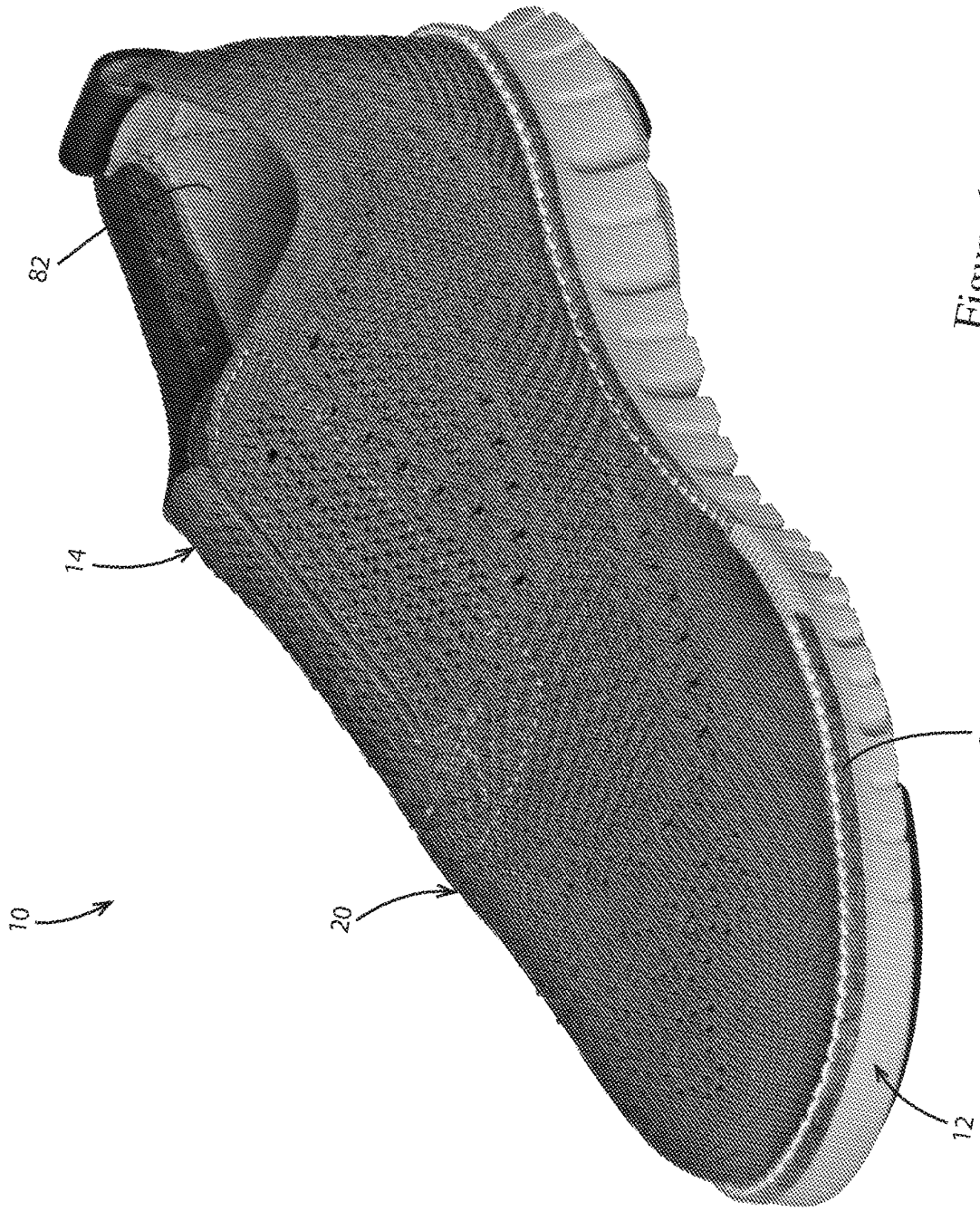

Figure 1

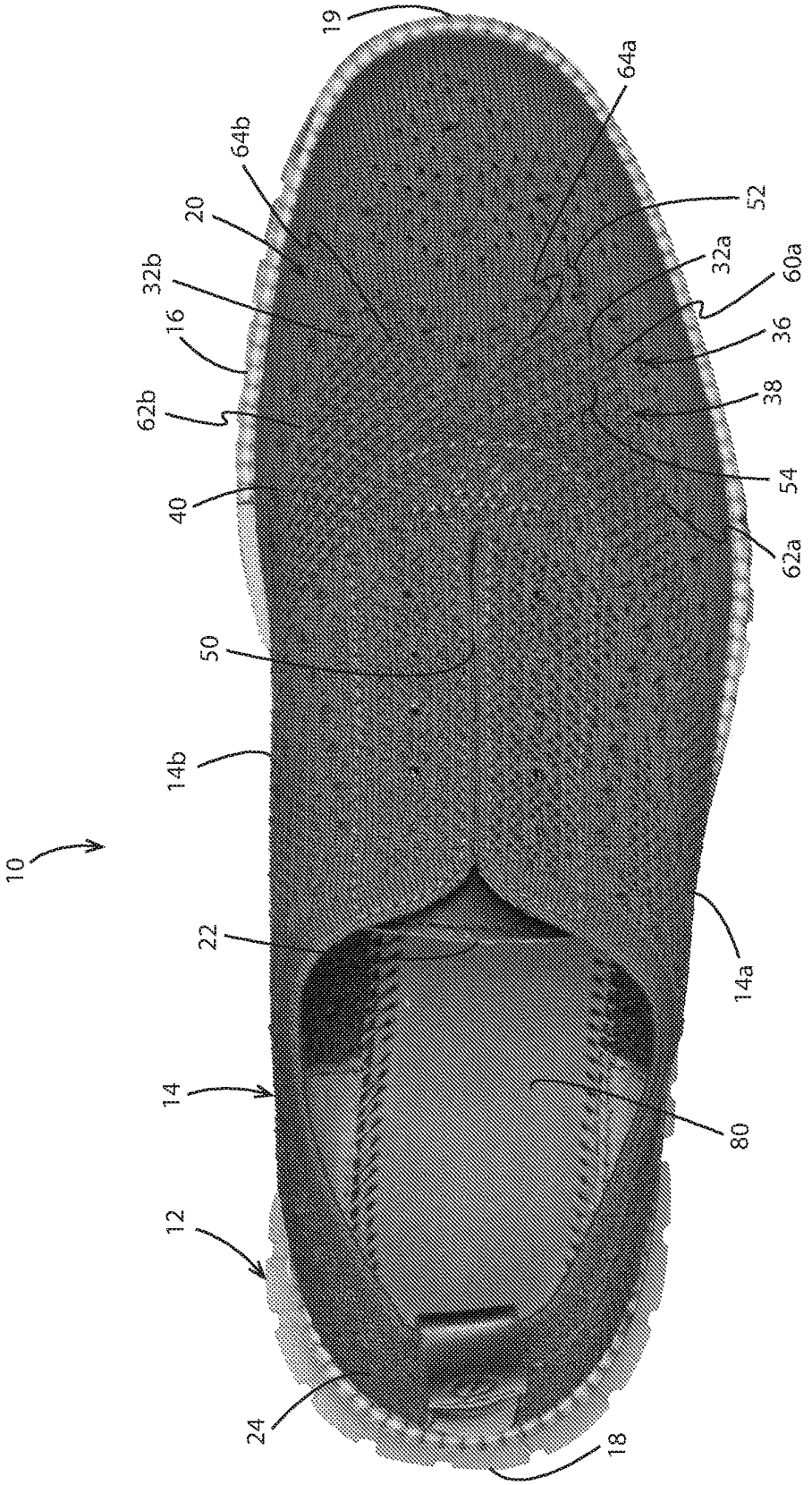
10
12
14
14a
14b
16
18
19
20
22
24
32a
32b
36
38
40
50
52
54
60a
62a
62b
64a
64b
80

Figure 2

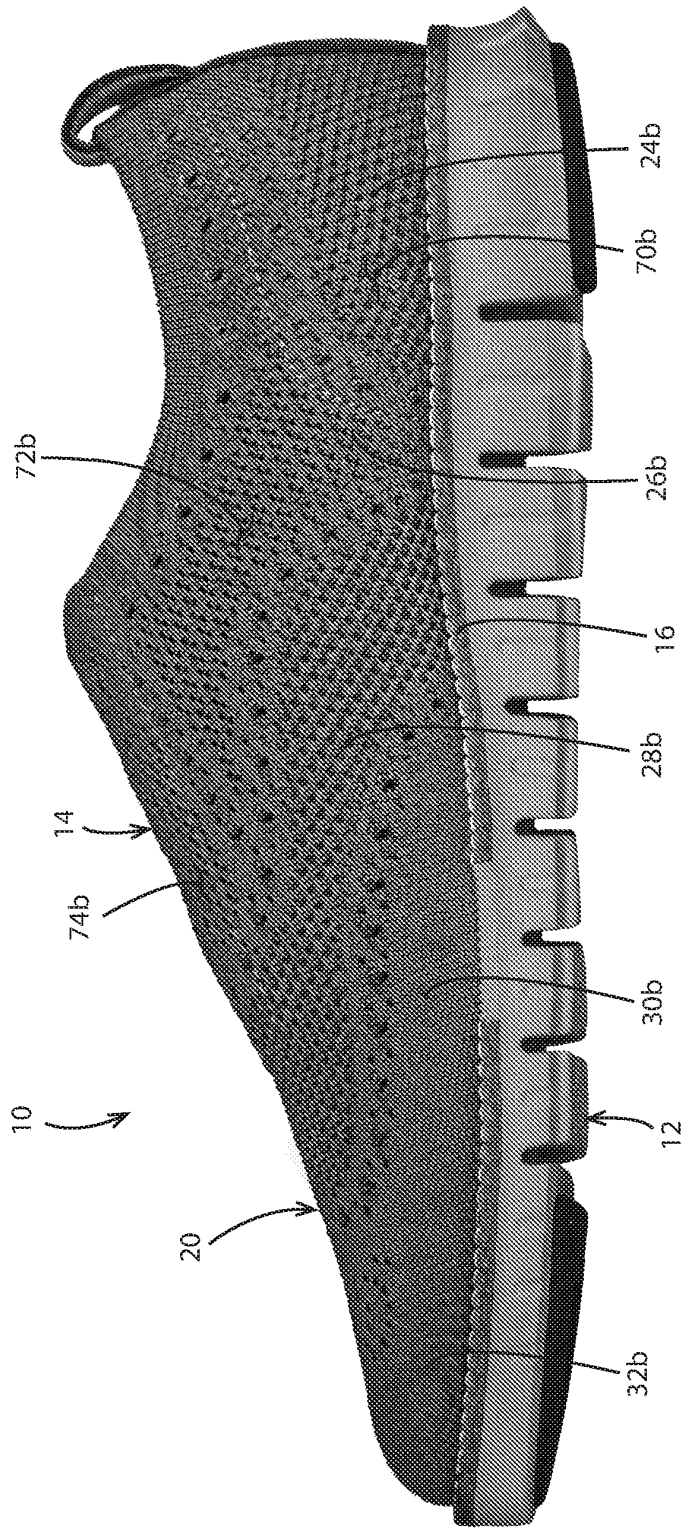

Figure 3

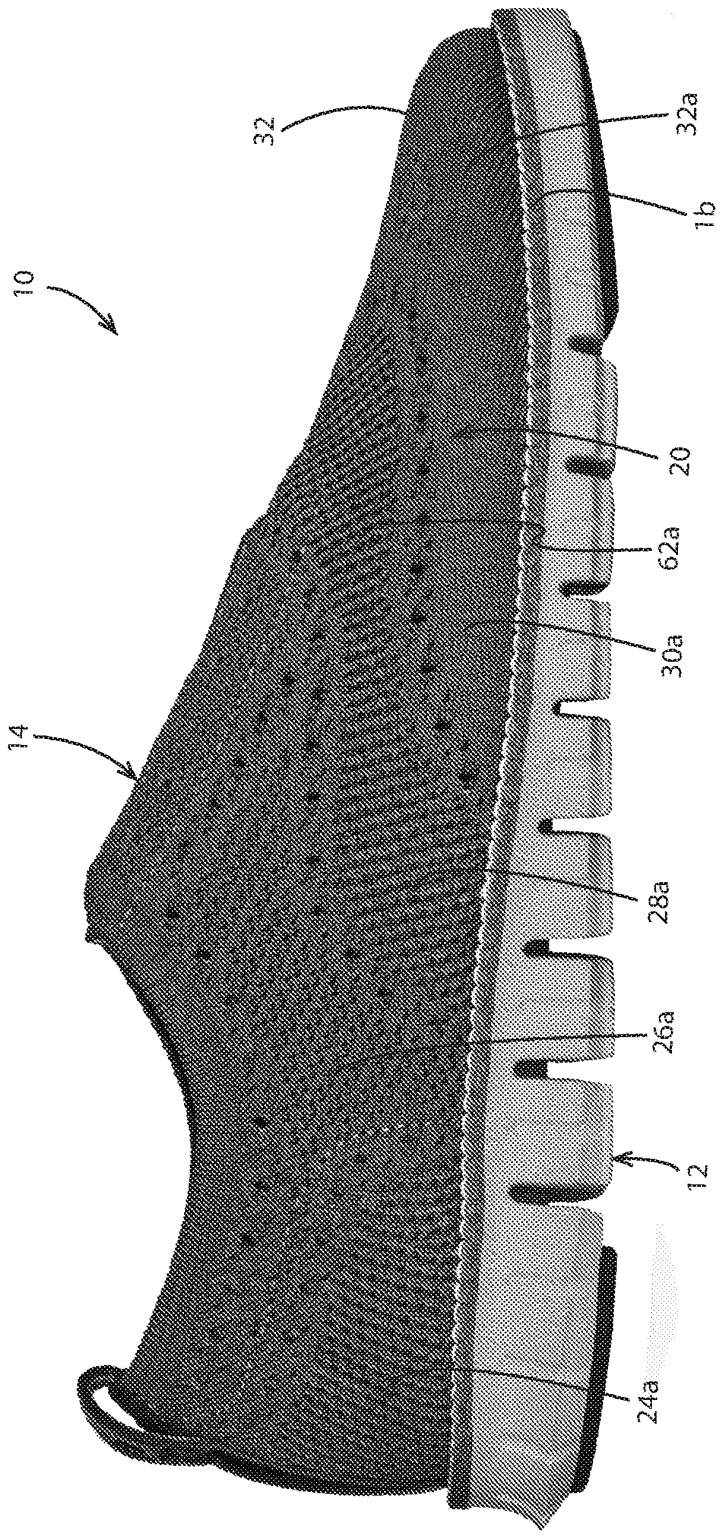

Figure 4

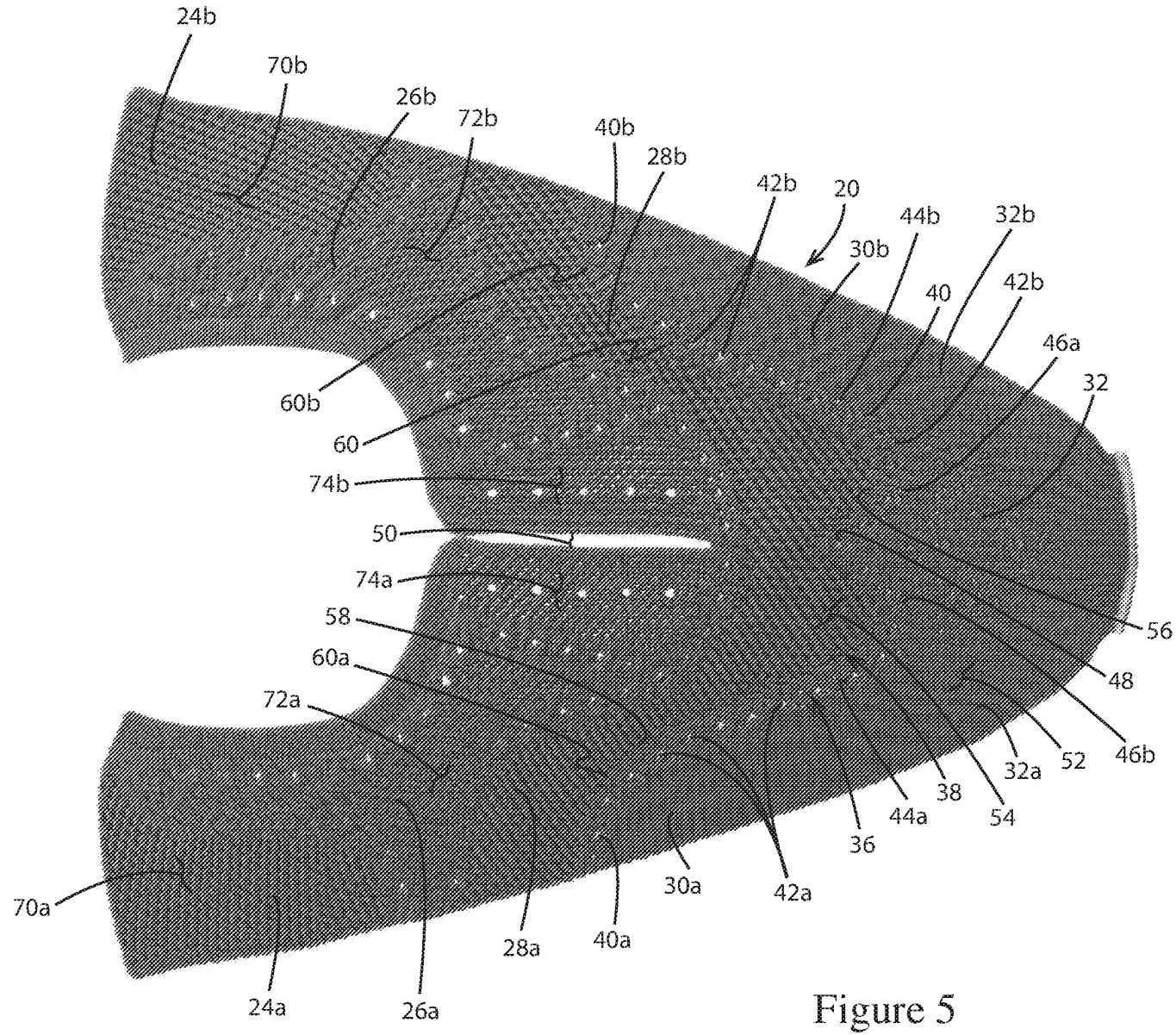
24b
70b
26b
72b
40b
28b
42b
20
30b
44b
32b
40
42b
46a
32
60b
60
74b
50
74a
58
60a
72a
56
48
46b
52
32a
54
38
44a
36
42a
30a
40a
28a
26a
24a
70a

Figure 5

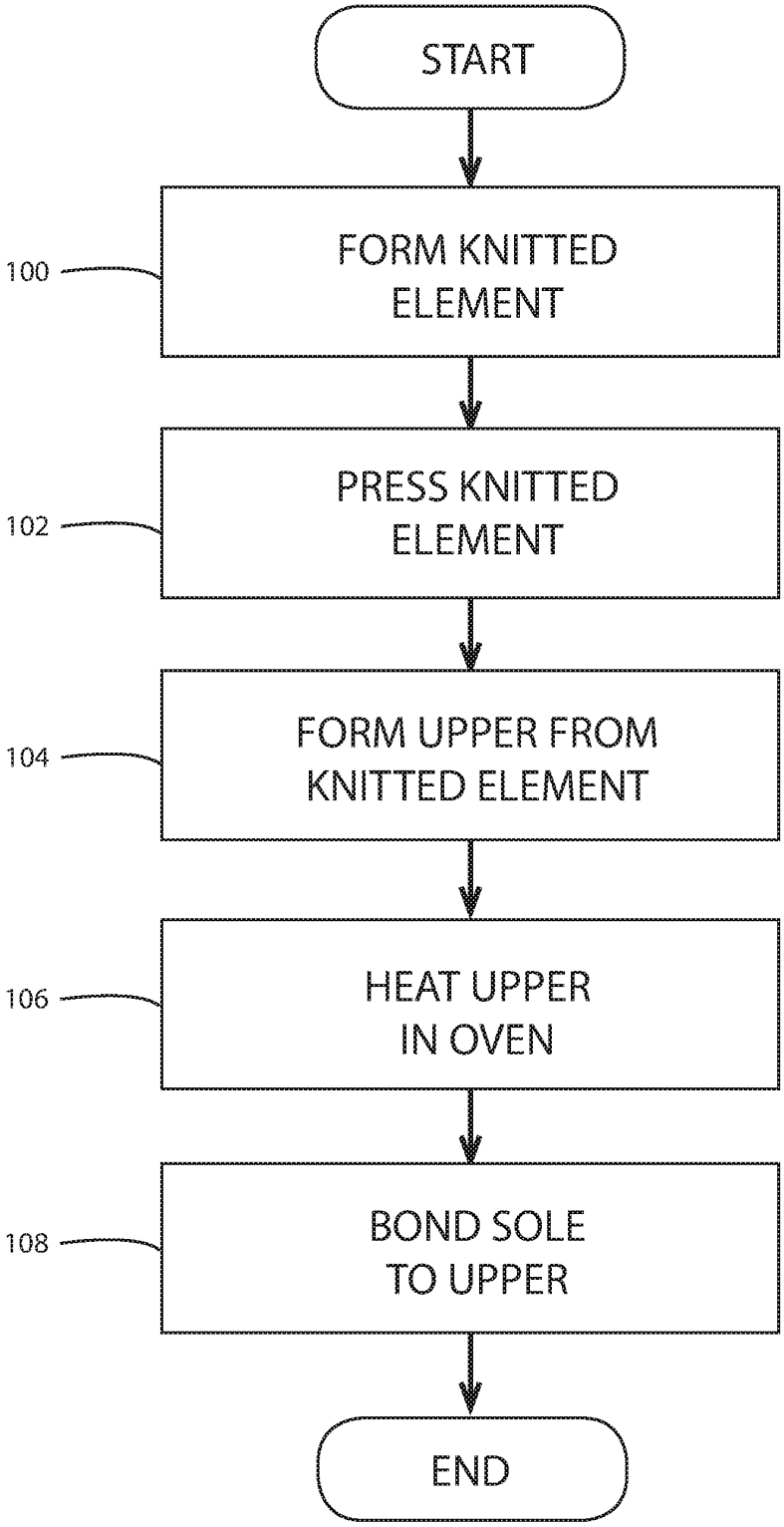
START
100
FORM KNITTED ELEMENT
102
PRESS KNITTED ELEMENT
104
FORM UPPER FROM KNITTED ELEMENT
106
HEAT UPPER IN OVEN
108
BOND SOLE TO UPPER
END

Figure 6

DECLARATION (37 CFR 1.63) FOR UTILITY OR DESIGN APPLICATION USING AN APPLICATION DATA SHEET (37 CFR 1.76)

Title of Invention	Shoe Having Knit Wingtip Upper

As the below named inventor, I hereby declare that:

This declaration is directed to:

☐ The attached application, or

☒ United States application or PCT international application number 15/205,672

filed on July 8, 2016

The above-identified application was made or authorized to be made by me.

I believe that I am the original inventor or an original joint inventor of a claimed invention in the application.

I hereby acknowledge that any willful false statement made in this declaration is punishable under 18 U.S.C. 1001 by fine or imprisonment of not more than five (5) years, or both.

I have reviewed and understand the subject matter of the above-identified application, including the claims.

I am aware of and acknowledge the duty to disclose to the United States Patent and Trademark Office all information known to me to be material to patentability as defined in 37 CFR 1.56, including for continuation-in-part applications material information which became available between the filing date of the prior application and the national or PCT International filing date of the continuation-in-part application.

WARNING:

Petitioner/applicant is cautioned to avoid submitting personal information in documents filed in a patent application that may contribute to identity theft. Personal information such as social security numbers, bank account numbers, or credit card numbers (other than a check or credit card authorization form PTO-2038 submitted for payment purposes) is never required by the USPTO to support a petition or an application. If this type of personal information is included in documents submitted to the USPTO, petitioners/applicants should consider redacting such personal information from the documents before submitting them to the USPTO. Petitioner/applicant is advised that the record of a patent application is available to the public after publication of the application (unless a non-publication request in compliance with 37 CFR 1.213(a) is made in the application) or issuance of a patent. Furthermore, the record from an abandoned application may also be available to the public if the application is referenced in a published application or an issued patent (see 37 CFR 1.14). Checks and credit card authorization forms PTO-2038 submitted for payment purposes are not retained in the application file and therefore are not publicly available.

LEGAL NAME OF INVENTOR

Inventor: Jack Boys Date (Optional): _____

Signature: _____

THIS IS A MODIFIED VERSION OF U.S.P.T.O. FORM PTO/AIA/01.

6394460.1

DECLARATION (37 CFR 1.63) FOR UTILITY OR DESIGN APPLICATION USING AN APPLICATION DATA SHEET (37 CFR 1.76)

Title of Invention	Shoe Having Knit Wingtip Upper

As the below named inventor, I hereby declare that:

This declaration is directed to:

☐ The attached application, or

☒ United States application or PCT international application number 15/205,672

filed on July 8, 2016

The above-identified application was made or authorized to be made by me.

I believe that I am the original inventor or an original joint inventor of a claimed invention in the application.

I hereby acknowledge that any willful false statement made in this declaration is punishable under 18 U.S.C. 1001 by fine or imprisonment of not more than five (5) years, or both.

I have reviewed and understand the subject matter of the above-identified application, including the claims.

I am aware of and acknowledge the duty to disclose to the United States Patent and Trademark Office all information known to me to be material to patentability as defined in 37 CFR 1.56, including for continuation-in-part applications material information which became available between the filing date of the prior application and the national or PCT International filing date of the continuation-in-part application.

WARNING:

Petitioner/applicant is cautioned to avoid submitting personal information in documents filed in a patent application that may contribute to identity theft. Personal information such as social security numbers, bank account numbers, or credit card numbers (other than a check or credit card authorization form PTO-2038 submitted for payment purposes) is never required by the USPTO to support a petition or an application. If this type of personal information is included in documents submitted to the USPTO, petitioners/applicants should consider redacting such personal information from the documents before submitting them to the USPTO. Petitioner/applicant is advised that the record of a patent application is available to the public after publication of the application (unless a non-publication request in compliance with 37 CFR 1.213(a) is made in the application) or issuance of a patent. Furthermore, the record from an abandoned application may also be available to the public if the application is referenced in a published application or an issued patent (see 37 CFR 1.14). Checks and credit card authorization forms PTO-2038 submitted for payment purposes are not retained in the application file and therefore are not publicly available.

LEGAL NAME OF INVENTOR

Inventor: Ann Bono Date (Optional): _____

Signature: _____

THIS IS A MODIFIED VERSION OF U.S.P.T.O. FORM PTO/AIA/01.

DECLARATION (37 CFR 1.63) FOR UTILITY OR DESIGN APPLICATION USING AN APPLICATION DATA SHEET (37 CFR 1.76)

Title of Invention	Shoe Having Knit Wingtip Upper

As the below named inventor, I hereby declare that:

This declaration is directed to:

☐ The attached application, or

☒ United States application or PCT international application number 15/205,672

filed on July 8, 2016

The above-identified application was made or authorized to be made by me.

I believe that I am the original inventor or an original joint inventor of a claimed invention in the application.

I hereby acknowledge that any willful false statement made in this declaration is punishable under 18 U.S.C. 1001 by fine or imprisonment of not more than five (5) years, or both.

I have reviewed and understand the subject matter of the above-identified application, including the claims.

I am aware of and acknowledge the duty to disclose to the United States Patent and Trademark Office all information known to me to be material to patentability as defined in 37 CFR 1.56, including for continuation-in-part applications material information which became available between the filing date of the prior application and the national or PCT International filing date of the continuation-in-part application.

WARNING:

Petitioner/applicant is cautioned to avoid submitting personal information in documents filed in a patent application that may contribute to identity theft. Personal information such as social security numbers, bank account numbers, or credit card numbers (other than a check or credit card authorization form PTO-2038 submitted for payment purposes) is never required by the USPTO to support a petition or an application. If this type of personal information is included in documents submitted to the USPTO, petitioners/applicants should consider redacting such personal information from the documents before submitting them to the USPTO. Petitioner/applicant is advised that the record of a patent application is available to the public after publication of the application (unless a non-publication request in compliance with 37 CFR 1.213(a) is made in the application) or issuance of a patent. Furthermore, the record from an abandoned application may also be available to the public if the application is referenced in a published application or an issued patent (see 37 CFR 1.14). Checks and credit card authorization forms PTO-2038 submitted for payment purposes are not retained in the application file and therefore are not publicly available.

LEGAL NAME OF INVENTOR

Inventor: Aubert Shepherd Date (Optional): _____

Signature: _____

THIS IS A MODIFIED VERSION OF U.S.P.T.O. FORM PTO/AIA/01.

DECLARATION (37 CFR 1.63) FOR UTILITY OR DESIGN APPLICATION USING AN APPLICATION DATA SHEET (37 CFR 1.76)

Title of Invention	Shoe Having Knit Wingtip Upper

As the below named inventor, I hereby declare that:

This declaration is directed to:

☐ The attached application, or

☒ United States application or PCT international application number 15/205,672

filed on July 8, 2016

The above-identified application was made or authorized to be made by me.

I believe that I am the original inventor or an original joint inventor of a claimed invention in the application.

I hereby acknowledge that any willful false statement made in this declaration is punishable under 18 U.S.C. 1001 by fine or imprisonment of not more than five (5) years, or both.

I have reviewed and understand the subject matter of the above-identified application, including the claims.

I am aware of and acknowledge the duty to disclose to the United States Patent and Trademark Office all information known to me to be material to patentability as defined in 37 CFR 1.56, including for continuation-in-part applications material information which became available between the filing date of the prior application and the national or PCT International filing date of the continuation-in-part application.

WARNING:

Petitioner/applicant is cautioned to avoid submitting personal information in documents filed in a patent application that may contribute to identity theft. Personal information such as social security numbers, bank account numbers, or credit card numbers (other than a check or credit card authorization form PTO-2038 submitted for payment purposes) is never required by the USPTO to support a petition or an application. If this type of personal information is included in documents submitted to the USPTO, petitioners/applicants should consider redacting such personal information from the documents before submitting them to the USPTO. Petitioner/applicant is advised that the record of a patent application is available to the public after publication of the application (unless a non-publication request in compliance with 37 CFR 1.213(a) is made in the application) or issuance of a patent. Furthermore, the record from an abandoned application may also be available to the public if the application is referenced in a published application or an issued patent (see 37 CFR 1.14). Checks and credit card authorization forms PTO-2038 submitted for payment purposes are not retained in the application file and therefore are not publicly available.

LEGAL NAME OF INVENTOR

Inventor: Mattias Yerfl Date (Optional): _____

Signature: _____

THIS IS A MODIFIED VERSION OF U.S.P.T.O. FORM PTO/AIA/01.

PATENT APPLICATION FEE DETERMINATION RECORD

Substitute for Form PTO-875

Application or Docket Number: 16/577,697

APPLICATION AS FILED - PART I

FOR	(Column 1) NUMBER FILED	(Column 2) NUMBER EXTRA	SMALL ENTITY RATE($)	SMALL ENTITY FEE($)	OR	OTHER THAN SMALL ENTITY RATE($)	OTHER THAN SMALL ENTITY FEE($)
BASIC FEE (37 CFR 1.16(a), (b), or (c))	N/A	N/A	N/A			N/A	300
SEARCH FEE (37 CFR 1.16(k), (i), or (m))	N/A	N/A	N/A			N/A	660
EXAMINATION FEE (37 CFR 1.16(o), (p), or (q))	N/A	N/A	N/A			N/A	760
TOTAL CLAIMS (37 CFR 1.16(i))	13 minus 20 =	*			OR	x 100 =	0.00
INDEPENDENT CLAIMS (37 CFR 1.16(h))	2 minus 3 =	*				x 460 =	0.00
APPLICATION SIZE FEE (37 CFR 1.16(s))	If the specification and drawings exceed 100 sheets of paper, the application size fee due is $310 ($155 for small entity) for each additional 50 sheets or fraction thereof. See 35 U.S.C. 41(a)(1)(G) and 37 CFR 1.16(s).						0.00
MULTIPLE DEPENDENT CLAIM PRESENT (37 CFR 1.16(j))							0.00
* If the difference in column 1 is less than zero, enter "0" in column 2.			TOTAL			TOTAL	1720

APPLICATION AS AMENDED - PART II

		(Column 1) CLAIMS REMAINING AFTER AMENDMENT		(Column 2) HIGHEST NUMBER PREVIOUSLY PAID FOR	(Column 3) PRESENT EXTRA	SMALL ENTITY RATE($)	SMALL ENTITY ADDITIONAL FEE($)	OR	OTHER THAN SMALL ENTITY RATE($)	OTHER THAN SMALL ENTITY ADDITIONAL FEE($)
AMENDMENT A	Total (37 CFR 1.16(i))	*	Minus	**	=	x =		OR	x =	
	Independent (37 CFR 1.16(h))	*	Minus	***	=	x =		OR	x =	
	Application Size Fee (37 CFR 1.16(s))									
	FIRST PRESENTATION OF MULTIPLE DEPENDENT CLAIM (37 CFR 1.16(j))							OR		
						TOTAL ADD'L FEE		OR	TOTAL ADD'L FEE	

		(Column 1) CLAIMS REMAINING AFTER AMENDMENT		(Column 2) HIGHEST NUMBER PREVIOUSLY PAID FOR	(Column 3) PRESENT EXTRA	SMALL ENTITY RATE($)	SMALL ENTITY ADDITIONAL FEE($)	OR	OTHER THAN SMALL ENTITY RATE($)	OTHER THAN SMALL ENTITY ADDITIONAL FEE($)
AMENDMENT B	Total (37 CFR 1.16(i))	*	Minus	**	=	x =		OR	x =	
	Independent (37 CFR 1.16(h))	*	Minus	***	=	x =		OR	x =	
	Application Size Fee (37 CFR 1.16(s))									
	FIRST PRESENTATION OF MULTIPLE DEPENDENT CLAIM (37 CFR 1.16(j))							OR		
						TOTAL ADD'L FEE		OR	TOTAL ADD'L FEE	

* If the entry in column 1 is less than the entry in column 2, write "0" in column 3.
** If the "Highest Number Previously Paid For" IN THIS SPACE is less than 20, enter "20".
*** If the "Highest Number Previously Paid For" IN THIS SPACE is less than 3, enter "3".
The "Highest Number Previously Paid For" (Total or Independent) is the highest found in the appropriate box in column 1.

UNITED STATES PATENT AND TRADEMARK OFFICE

UNITED STATES DEPARTMENT OF COMMERCE
United States Patent and Trademark Office
Address: COMMISSIONER FOR PATENTS
P.O. Box 1450
Alexandria, Virginia 22313-1450
www.uspto.gov

APPLICATION NUMBER	FILING or 371(c) DATE	GRP ART UNIT	FIL FEE REC'D	ATTY.DOCKET.NO	TOT CLAIMS	IND CLAIMS
16/577,697	09/20/2019		1720	56503-191123	13	2

CONFIRMATION NO. 9674

FILING RECEIPT

21888
THOMPSON COBURN LLP
ONE US BANK PLAZA
SUITE 3500
ST LOUIS, MO 63101

OC000000011841944

Date Mailed: 10/04/2019

Receipt is acknowledged of this non-provisional utility patent application. The application will be taken up for examination in due course. Applicant will be notified as to the results of the examination. Any correspondence concerning the application must include the following identification information: the U.S. APPLICATION NUMBER, FILING DATE, NAME OF FIRST INVENTOR, and TITLE OF INVENTION. Fees transmitted by check or draft are subject to collection.

Please verify the accuracy of the data presented on this receipt. If an error is noted on this Filing Receipt, please submit a written request for a corrected Filing Receipt, including a properly marked-up ADS showing the changes with strike-through for deletions and underlining for additions. If you received a "Notice to File Missing Parts" or other Notice requiring a response for this application, please submit any request for correction to this Filing Receipt with your reply to the Notice. When the USPTO processes the reply to the Notice, the USPTO will generate another Filing Receipt incorporating the requested corrections provided that the request is grantable.

Inventor(s)

Jack Boys, Greenland, NH;
Ann Bono, Greenland, NH;
Aubert Shepherd, Greenland, NH;
Mattias Verfl, Greenland, NH;

Applicant(s)

Cole Haan LLC, Greenland, NH;

Power of Attorney: The patent practitioners associated with Customer Number 021888

Domestic Priority data as claimed by applicant

This application is a CON of 16/409,970 05/13/2019 PAT 10443163
which is a CON of 15/205,672 07/08/2016 PAT 10327511

Foreign Applications for which priority is claimed (You may be eligible to benefit from the **Patent Prosecution Highway** program at the USPTO. Please see http://www.uspto.gov for more information.) - None.
Foreign application information must be provided in an Application Data Sheet in order to constitute a claim to foreign priority. See 37 CFR 1.55 and 1.76.

Permission to Access Application via Priority Document Exchange: Yes

Permission to Access Search Results: Yes

Applicant may provide or rescind an authorization for access using Form PTO/SB/39 or Form PTO/SB/69 as appropriate.

If Required, Foreign Filing License Granted: 10/03/2019
The country code and number of your priority application, to be used for filing abroad under the Paris Convention, is **US 16/577,697**
Projected Publication Date: 01/09/2020
Non-Publication Request: No
Early Publication Request: No
Title

Shoe Having Knit Wingtip Upper

Preliminary Class

Statement under 37 CFR 1.55 or 1.78 for AIA (First Inventor to File) Transition Applications: No

PROTECTING YOUR INVENTION OUTSIDE THE UNITED STATES

Since the rights granted by a U.S. patent extend only throughout the territory of the United States and have no effect in a foreign country, an inventor who wishes patent protection in another country must apply for a patent in a specific country or in regional patent offices. Applicants may wish to consider the filing of an international application under the Patent Cooperation Treaty (PCT). An international (PCT) application generally has the same effect as a regular national patent application in each PCT-member country. The PCT process **simplifies** the filing of patent applications on the same invention in member countries, but **does not result** in a grant of "an international patent" and does not eliminate the need of applicants to file additional documents and fees in countries where patent protection is desired.

Almost every country has its own patent law, and a person desiring a patent in a particular country must make an application for patent in that country in accordance with its particular laws. Since the laws of many countries differ in various respects from the patent law of the United States, applicants are advised to seek guidance from specific foreign countries to ensure that patent rights are not lost prematurely.

Applicants also are advised that in the case of inventions made in the United States, the Director of the USPTO must issue a license before applicants can apply for a patent in a foreign country. The filing of a U.S. patent application serves as a request for a foreign filing license. The application's filing receipt contains further information and guidance as to the status of applicant's license for foreign filing.

Applicants may wish to consult the USPTO booklet, "General Information Concerning Patents" (specifically, the section entitled "Treaties and Foreign Patents") for more information on timeframes and deadlines for filing foreign patent applications. The guide is available either by contacting the USPTO Contact Center at 800-786-9199, or it can be viewed on the USPTO website at http://www.uspto.gov/web/offices/pac/doc/general/index.html.

For information on preventing theft of your intellectual property (patents, trademarks and copyrights), you may wish to consult the U.S. Government website, http://www.stopfakes.gov. Part of a Department of Commerce initiative, this website includes self-help "toolkits" giving innovators guidance on how to protect intellectual property in specific countries such as China, Korea and Mexico. For questions regarding patent enforcement issues, applicants may call the U.S. Government hotline at 1-866-999-HALT (1-866-999-4258).

LICENSE FOR FOREIGN FILING UNDER

Title 35, United States Code, Section 184

Title 37, Code of Federal Regulations, 5.11 & 5.15

GRANTED

The applicant has been granted a license under 35 U.S.C. 184, if the phrase "IF REQUIRED, FOREIGN FILING LICENSE GRANTED" followed by a date appears on this form. Such licenses are issued in all applications where the conditions for issuance of a license have been met, regardless of whether or not a license may be required as set forth in 37 CFR 5.15. The scope and limitations of this license are set forth in 37 CFR 5.15(a) unless an earlier license has been issued under 37 CFR 5.15(b). The license is subject to revocation upon written notification. The date indicated is the effective date of the license, unless an earlier license of similar scope has been granted under 37 CFR 5.13 or 5.14.

This license is to be retained by the licensee and may be used at any time on or after the effective date thereof unless it is revoked. This license is automatically transferred to any related applications(s) filed under 37 CFR 1.53(d). This license is not retroactive.

The grant of a license does not in any way lessen the responsibility of a licensee for the security of the subject matter as imposed by any Government contract or the provisions of existing laws relating to espionage and the national security or the export of technical data. Licensees should apprise themselves of current regulations especially with respect to certain countries, of other agencies, particularly the Office of Defense Trade Controls, Department of State (with respect to Arms, Munitions and Implements of War (22 CFR 121-128)); the Bureau of Industry and Security, Department of Commerce (15 CFR parts 730-774); the Office of Foreign AssetsControl, Department of Treasury (31 CFR Parts 500+) and the Department of Energy.

NOT GRANTED

No license under 35 U.S.C. 184 has been granted at this time, if the phrase "IF REQUIRED, FOREIGN FILING LICENSE GRANTED" DOES NOT appear on this form. Applicant may still petition for a license under 37 CFR 5.12, if a license is desired before the expiration of 6 months from the filing date of the application. If 6 months has lapsed from the filing date of this application and the licensee has not received any indication of a secrecy order under 35 U.S.C. 181, the licensee may foreign file the application pursuant to 37 CFR 5.15(b).

SelectUSA

The United States represents the largest, most dynamic marketplace in the world and is an unparalleled location for business investment, innovation, and commercialization of new technologies. The U.S. offers tremendous resources and advantages for those who invest and manufacture goods here. Through SelectUSA, our nation works to promote and facilitate business investment. SelectUSA provides information assistance to the international investor community; serves as an ombudsman for existing and potential investors; advocates on behalf of U.S. cities, states, and regions competing for global investment; and counsels U.S. economic development organizations on investment attraction best practices. To learn more about why the United States is the best country in the world to develop technology, manufacture products, deliver services, and grow your business, visit http://www.SelectUSA.gov or call +1-202-482-6800.

UNITED STATES PATENT AND TRADEMARK OFFICE

UNITED STATES DEPARTMENT OF COMMERCE
United States Patent and Trademark Office
Address: COMMISSIONER FOR PATENTS
P.O. Box 1450
Alexandria, Virginia 22313-1450
www.uspto.gov

APPLICATION NUMBER	FILING OR 371(C) DATE	FIRST NAMED APPLICANT	ATTY. DOCKET NO./TITLE
16/577,697	09/20/2019	Jack Boys	56503-191123

CONFIRMATION NO. 9674

21888
THOMPSON COBURN LLP
ONE US BANK PLAZA
SUITE 3500
ST LOUIS, MO 63101

PUBLICATION NOTICE

Title: Shoe Having Knit Wingtip Upper

Publication No.US-2020-0008528-A1
Publication Date:01/09/2020

NOTICE OF PUBLICATION OF APPLICATION

The above-identified application will be electronically published as a patent application publication pursuant to 37 CFR 1.211, et seq. The patent application publication number and publication date are set forth above.

The publication may be accessed through the USPTO's publically available Searchable Databases via the Internet at www.uspto.gov. The direct link to access the publication is currently http://www.uspto.gov/patft/.

The publication process established by the Office does not provide for mailing a copy of the publication to applicant. A copy of the publication may be obtained from the Office upon payment of the appropriate fee set forth in 37 CFR 1.19(a)(1). Orders for copies of patent application publications are handled by the USPTO's Public Records Division. The Public Records Division can be reached by telephone at (571) 272-3150 or (800) 972-6382, by facsimile at (571) 273-3250, by mail addressed to the United States Patent and Trademark Office, Public Records Division, Alexandria, VA 22313-1450 or via the Internet.

In addition, information on the status of the application, including the mailing date of Office actions and the dates of receipt of correspondence filed in the Office, may also be accessed via the Internet through the Patent Electronic Business Center at www.uspto.gov using the public side of the Patent Application Information and Retrieval (PAIR) system. The direct link to access this status information is currently https://portal.uspto.gov/pair/PublicPair. Prior to publication, such status information is confidential and may only be obtained by applicant using the private side of PAIR.

Further assistance in electronically accessing the publication, or about PAIR, is available by calling the Patent Electronic Business Center at 1-866-217-9197.

Office of Data Managment, Application Assistance Unit (571) 272-4000, or (571) 272-4200, or 1-888-786-0101

PTO/SB/08a (02-18)
Approved for use through 11/30/2020. OMB 0651-0031
U.S. Patent and Trademark Office; U.S. DEPARTMENT OF COMMERCE

Under the Paperwork Reduction Act of 1995, no persons are required to respond to a collection of information unless it contains a valid OMB control number.

INFORMATION DISCLOSURE STATEMENT BY APPLICANT
(Not for submission under 37 CFR 1.99)

Application Number	16577697
Filing Date	2019-09-20
First Named Inventor	Jack Boys
Art Unit	3732
Examiner Name	C. T. Ostrup
Attorney Docket Number	56503-191123

U.S.PATENTS Remove

Examiner Initial*	Cite No	Patent Number	Kind Code[1]	Issue Date	Name of Patentee or Applicant of cited Document	Pages,Columns,Lines where Relevant Passages or Relevant Figures Appear
	1	2312078	A	1943-02-23	Crannell	
	2	6910288	B2	2005-06-28	Dua	
	3	7347011	B2	2008-03-25	Dua et al.	
	4	D097783	S	1935-12-10	Peterson	
	5	D293386	S	1987-12-29	Kelley	
	6	D394739	S	1998-06-02	Carlson	
	7	D401398	S	1998-11-24	Carlson	
	8	4224693	A	1980-09-30	Wehrmann et al.	

INFORMATION DISCLOSURE STATEMENT BY APPLICANT (Not for submission under 37 CFR 1.99)		
	Application Number	16577697
	Filing Date	2019-09-20
	First Named Inventor	Jack Boys
	Art Unit	3732
	Examiner Name	C. T. Ostrup
	Attorney Docket Number	56503-191123

	9	6029376	A	2000-02-29	Cass	
	10	6986269	B2	2006-01-17	Dua	
	11	9961962	B2	2018-05-08	Lee	
	12	4468870	A	1984-09-04	Sternberg	
	13	4584783	A	1986-04-29	Dobbin	
	14	4785558	B1	1988-11-22	Shiomura	
	15	6910288	B2	2005-06-28	Dua	
	16	10426227	B2	2019-10-01	Lee et al.	
	17	D266455	S	1982-10-12	Famolare, Jr.	
	18	D335385	S	1993-05-11	Kawabata	
	19	D337870	S	1993-08-03	Valade	

INFORMATION DISCLOSURE STATEMENT BY APPLICANT (Not for submission under 37 CFR 1.99)		
	Application Number	16577697
	Filing Date	2019-09-20
	First Named Inventor	Jack Boys
	Art Unit	3732
	Examiner Name	C. T. Ostrup
	Attorney Docket Number	56503-191123

	20	D458440	S1	2002-06-11	Berluti	
	21	D458738	S1	2002-06-18	Berluti	
	22	D459060	S1	2002-06-25	Berluti	
	23	D550933	S1	2007-09-18	Hulbert	
	24	D634104	S1	2011-03-15	Gwon	
	25	D689673	S1	2013-09-17	Kampff	
	26	D716023	S1	2014-10-28	Kamppff	
	27	D722225	S1	2015-02-10	Williams, Jr.	
	28	D745771	S1	2015-12-22	Cin	
	29	D783975	S1	2017-04-18	Schenone	
	30	D801664	S1	2017-11-07	Small	

INFORMATION DISCLOSURE STATEMENT BY APPLICANT (Not for submission under 37 CFR 1.99)		
	Application Number	16577697
	Filing Date	2019-09-20
	First Named Inventor	Jack Boys
	Art Unit	3732
	Examiner Name	C. T. Ostrup
	Attorney Docket Number	56503-191123

	31	D809263	S1	2018-02-06	Boys et al.	
	32	D809264	S1	2018-02-06	Boys et al.	
	33	D809265	S1	2018-02-06	Boys et al.	
	34	D809749	S1	2018-02-13	Brito	
	35	D812355	S1	2018-03-13	Maier	
	36	D813502	S1	2018-03-27	Gerbase	
	37	D816308	S1	2018-05-01	Boys et al.	
	38	D817609	S1	2018-05-15	Boys et al.	
	39	D834294	S1	2018-11-27	Small	
	40	D840664	S1	2019-02-19	Small	
	41	D841973	S1	2019-03-05	Small	

INFORMATION DISCLOSURE STATEMENT BY APPLICANT (Not for submission under 37 CFR 1.99)		
	Application Number	16577697
	Filing Date	2019-09-20
	First Named Inventor	Jack Boys
	Art Unit	3732
	Examiner Name	C. T. Ostrup
	Attorney Docket Number	56503-191123

	42	D845591	S1	2019-04-16	Frank	
	43	D846850	S1	2019-04-30	Sinclair	
	44	D849374	S1	2019-05-28	Hardy	

If you wish to add additional U.S. Patent citation information please click the Add button. Add

U.S.PATENT APPLICATION PUBLICATIONS Remove

Examiner Initial*	Cite No	Publication Number	Kind Code[1]	Publication Date	Name of Patentee or Applicant of cited Document	Pages,Columns,Lines where Relevant Passages or Relevant Figures Appear
	1	20120255201	A1	2012-10-11	Little	
	2	20140310985	A1	2014-10-23	Tran et al.	
	3	20150342285	A1	2015-12-03	Huffman et al.	
	4	20040118018	A1	2004-06-24	Dua	
	5	20060277798	A1	2006-12-14	Reilly et al.	
	6	20130192311	A1	2013-08-01	Alford et al.	

INFORMATION DISCLOSURE STATEMENT BY APPLICANT (Not for submission under 37 CFR 1.99)		
	Application Number	16577697
	Filing Date	2019-09-20
	First Named Inventor	Jack Boys
	Art Unit	3732
	Examiner Name	C. T. Ostrup
	Attorney Docket Number	56503-191123

	7	20150143720	A1	2015-05-28	Avar	
	8	20150272274	A1	2015-10-01	Berns et al.	
	9	20180008006	A1	2018-01-11	Boys et al.	
	10	20150366293	A1	2015-12-24	Clarkson	
	11	20160286898	A1	2016-10-06	Manz et al.	
	12	20180255876	A1	2018-09-13	McGinnity et al.	
	13	20180317592	A1	2018-11-08	Rudolf et al.	
	14	20180325215	A1	2018-11-15	Taestensen et al.	
	15	20190208862	A1	2019-07-11	Poegl et al.	
	16	20190313738	A1	2019-10-17	Dorjgurkhem et al.	

If you wish to add additional U.S. Published Application citation information please click the Add button. Add

FOREIGN PATENT DOCUMENTS Remove

INFORMATION DISCLOSURE STATEMENT BY APPLICANT (Not for submission under 37 CFR 1.99)		
	Application Number	16577697
	Filing Date	2019-09-20
	First Named Inventor	Jack Boys
	Art Unit	3732
	Examiner Name	C. T. Ostrup
	Attorney Docket Number	56503-191123

Examiner Initial*	Cite No	Foreign Document Number[3]	Country Code[2]	Kind Code[4]	Publication Date	Name of Patentee or Applicant of cited Document	Pages,Columns,Lines where Relevant Passages or Relevant Figures Appear	T[5]
	1	10-1367445	KR	B1	2014-02-25	Song, Su Bok		
	2	2015038344	WO	A1	2015-03-19	Nike Innovate Cv		
	3	1437057	EP	A1	2004-07-14	Mizuno KK		
	4	2649898	EP	A1	2013-10-16	Adidas AG		

If you wish to add additional Foreign Patent Document citation information please click the Add button Add

NON-PATENT LITERATURE DOCUMENTS Remove

Examiner Initials*	Cite No	Include name of the author (in CAPITAL LETTERS), title of the article (when appropriate), title of the item (book, magazine, journal, serial, symposium, catalog, etc), date, pages(s), volume-issue number(s), publisher, city and/or country where published.	T[5]
	1	ANONYMOUS, "The Ultimate Guide to Men's Shoes. Complete with Wardrobe Pairings.", Guys Footwear Archives - Manners & Mischief, Dec. 10, 2014, 11 pages, Retrieved from the Internet on Jan. 20, 2020 from URL: http://mannersandmischief.com/tag/guys-footwear/	

If you wish to add additional non-patent literature document citation information please click the Add button Add

EXAMINER SIGNATURE

Examiner Signature		Date Considered	

*EXAMINER: Initial if reference considered, whether or not citation is in conformance with MPEP 609. Draw line through a citation if not in conformance and not considered. Include copy of this form with next communication to applicant.

[1] See Kind Codes of USPTO Patent Documents at www.USPTO.GOV or MPEP 901.04. [2] Enter office that issued the document, by the two-letter code (WIPO Standard ST.3). [3] For Japanese patent documents, the indication of the year of the reign of the Emperor must precede the serial number of the patent document. [4] Kind of document by the appropriate symbols as indicated on the document under WIPO Standard ST.16 if possible. [5] Applicant is to place a check mark here if English language translation is attached.

INFORMATION DISCLOSURE STATEMENT BY APPLICANT (Not for submission under 37 CFR 1.99)		
	Application Number	16577697
	Filing Date	2019-09-20
	First Named Inventor	Jack Boys
	Art Unit	3732
	Examiner Name	C. T. Ostrup
	Attorney Docket Number	56503-191123

CERTIFICATION STATEMENT

Please see 37 CFR 1.97 and 1.98 to make the appropriate selection(s):

That each item of information contained in the information disclosure statement was first cited in any communication from a foreign patent office in a counterpart foreign application not more than three months prior to the filing of the information disclosure statement. See 37 CFR 1.97(e)(1).

OR

☐ That no item of information contained in the information disclosure statement was cited in a communication from a foreign patent office in a counterpart foreign application, and, to the knowledge of the person signing the certification after making reasonable inquiry, no item of information contained in the information disclosure statement was known to any individual designated in 37 CFR 1.56(c) more than three months prior to the filing of the information disclosure statement. See 37 CFR 1.97(e)(2).

See attached certification statement.

The fee set forth in 37 CFR 1.17 (p) has been submitted herewith.

☒ A certification statement is not submitted herewith.

SIGNATURE

A signature of the applicant or representative is required in accordance with CFR 1.33, 10.18. Please see CFR 1.4(d) for the form of the signature.

Signature	/Alan H. Norman/	Date (YYYY-MM-DD)	2020-03-26
Name/Print	Alan H. Norman	Registration Number	32,285

This collection of information is required by 37 CFR 1.97 and 1.98. The information is required to obtain or retain a benefit by the public which is to file (and by the USPTO to process) an application. Confidentiality is governed by 35 U.S.C. 122 and 37 CFR 1.14. This collection is estimated to take 1 hour to complete, including gathering, preparing and submitting the completed application form to the USPTO. Time will vary depending upon the individual case. Any comments on the amount of time you require to complete this form and/or suggestions for reducing this burden, should be sent to the Chief Information Officer, U.S. Patent and Trademark Office, U.S. Department of Commerce, P.O. Box 1450, Alexandria, VA 22313-1450. DO NOT SEND FEES OR COMPLETED FORMS TO THIS ADDRESS. **SEND TO: Commissioner for Patents, P.O. Box 1450, Alexandria, VA 22313-1450.**

Privacy Act Statement

The Privacy Act of 1974 (P.L. 93-579) requires that you be given certain information in connection with your submission of the attached form related to a patent application or patent. Accordingly, pursuant to the requirements of the Act, please be advised that: (1) the general authority for the collection of this information is 35 U.S.C. 2(b)(2); (2) furnishing of the information solicited is voluntary; and (3) the principal purpose for which the information is used by the U.S. Patent and Trademark Office is to process and/or examine your submission related to a patent application or patent. If you do not furnish the requested information, the U.S. Patent and Trademark Office may not be able to process and/or examine your submission, which may result in termination of proceedings or abandonment of the application or expiration of the patent.

The information provided by you in this form will be subject to the following routine uses:

1. The information on this form will be treated confidentially to the extent allowed under the Freedom of Information Act (5 U.S.C. 552) and the Privacy Act (5 U.S.C. 552a). Records from this system of records may be disclosed to the Department of Justice to determine whether the Freedom of Information Act requires disclosure of these record s.

2. A record from this system of records may be disclosed, as a routine use, in the course of presenting evidence to a court, magistrate, or administrative tribunal, including disclosures to opposing counsel in the course of settlement negotiations.

3. A record in this system of records may be disclosed, as a routine use, to a Member of Congress submitting a request involving an individual, to whom the record pertains, when the individual has requested assistance from the Member with respect to the subject matter of the record.

4. A record in this system of records may be disclosed, as a routine use, to a contractor of the Agency having need for the information in order to perform a contract. Recipients of information shall be required to comply with the requirements of the Privacy Act of 1974, as amended, pursuant to 5 U.S.C. 552a(m).

5. A record related to an International Application filed under the Patent Cooperation Treaty in this system of records may be disclosed, as a routine use, to the International Bureau of the World Intellectual Property Organization, pursuant to the Patent Cooperation Treaty.

6. A record in this system of records may be disclosed, as a routine use, to another federal agency for purposes of National Security review (35 U.S.C. 181) and for review pursuant to the Atomic Energy Act (42 U.S.C. 218(c)).

7. A record from this system of records may be disclosed, as a routine use, to the Administrator, General Services, or his/her designee, during an inspection of records conducted by GSA as part of that agency's responsibility to recommend improvements in records management practices and programs, under authority of 44 U.S.C. 2904 and 2906. Such disclosure shall be made in accordance with the GSA regulations governing inspection of records for this purpose, and any other relevant (i.e., GSA or Commerce) directive. Such disclosure shall not be used to make determinations about individuals.

8. A record from this system of records may be disclosed, as a routine use, to the public after either publication of the application pursuant to 35 U.S.C. 122(b) or issuance of a patent pursuant to 35 U.S.C. 151. Further, a record may be disclosed, subject to the limitations of 37 CFR 1.14, as a routine use, to the public if the record was filed in an application which became abandoned or in which the proceedings were terminated and which application is referenced by either a published application, an application open to public inspections or an issued patent.

9. A record from this system of records may be disclosed, as a routine use, to a Federal, State, or local law enforcement agency, if the USPTO becomes aware of a violation or potential violation of law or regulation.

Electronic Acknowledgement Receipt

EFS ID:	38973225
Application Number:	16577697
International Application Number:	
Confirmation Number:	9674
Title of Invention:	Shoe Having Knit Wingtip Upper
First Named Inventor/Applicant Name:	Jack Boys
Customer Number:	21888
Filer:	Alan Norman/Andrew Lewis
Filer Authorized By:	Alan Norman
Attorney Docket Number:	56503-191123
Receipt Date:	26-MAR-2020
Filing Date:	20-SEP-2019
Time Stamp:	10:24:42
Application Type:	Utility under 35 USC 111(a)

Payment information:

Submitted with Payment	no

File Listing:

Document Number	Document Description	File Name	File Size(Bytes)/ Message Digest	Multi Part /.zip	Pages (if appl.)
1	Information Disclosure Statement (IDS) Form (SB08)	IDS_TC191123.pdf	1036372 317c32cfe00b4cd85c3debaee1aa3436f6d6fe34	no	9

Warnings:

Information:					
2	Non Patent Literature	Anonymous_2014.PDF	5497239 63ea16383c585f6b9d430da56665a35f8463671b	no	11
Warnings:					
Information:					
			Total Files Size (in bytes):	6533611	

This Acknowledgement Receipt evidences receipt on the noted date by the USPTO of the indicated documents, characterized by the applicant, and including page counts, where applicable. It serves as evidence of receipt similar to a Post Card, as described in MPEP 503.

New Applications Under 35 U.S.C. 111

If a new application is being filed and the application includes the necessary components for a filing date (see 37 CFR 1.53(b)-(d) and MPEP 506), a Filing Receipt (37 CFR 1.54) will be issued in due course and the date shown on this Acknowledgement Receipt will establish the filing date of the application.

National Stage of an International Application under 35 U.S.C. 371

If a timely submission to enter the national stage of an international application is compliant with the conditions of 35 U.S.C. 371 and other applicable requirements a Form PCT/DO/EO/903 indicating acceptance of the application as a national stage submission under 35 U.S.C. 371 will be issued in addition to the Filing Receipt, in due course.

New International Application Filed with the USPTO as a Receiving Office

If a new international application is being filed and the international application includes the necessary components for an international filing date (see PCT Article 11 and MPEP 1810), a Notification of the International Application Number and of the International Filing Date (Form PCT/RO/105) will be issued in due course, subject to prescriptions concerning national security, and the date shown on this Acknowledgement Receipt will establish the international filing date of the application.

UNITED STATES PATENT AND TRADEMARK OFFICE

UNITED STATES DEPARTMENT OF COMMERCE
United States Patent and Trademark Office
Address: COMMISSIONER FOR PATENTS
P.O. Box 1450
Alexandria, Virginia 22313-1450
www.uspto.gov

APPLICATION NO.	FILING DATE	FIRST NAMED INVENTOR	ATTORNEY DOCKET NO.	CONFIRMATION NO.
16/577,697	09/20/2019	Jack Boys	56503-191123	9674

21888 7590 10/15/2020

THOMPSON COBURN LLP
ONE US BANK PLAZA
SUITE 3500
ST LOUIS, MO 63101

EXAMINER	
WORRELL JR, LARRY D	

ART UNIT	PAPER NUMBER
3732	

NOTIFICATION DATE	DELIVERY MODE
10/15/2020	ELECTRONIC

Please find below and/or attached an Office communication concerning this application or proceeding.

The time period for reply, if any, is set in the attached communication.

Notice of the Office communication was sent electronically on above-indicated "Notification Date" to the following e-mail address(es):

IPDOCKET@THOMPSONCOBURN.COM

Office Action Summary	Application No. 16/577,697	Applicant(s) Boys et al.	
	Examiner Danny Worrell	Art Unit 3732	AIA (FITF) Status Yes

-- The MAILING DATE of this communication appears on the cover sheet with the correspondence address --

Period for Reply

A SHORTENED STATUTORY PERIOD FOR REPLY IS SET TO EXPIRE 3 MONTHS FROM THE MAILING DATE OF THIS COMMUNICATION.

- Extensions of time may be available under the provisions of 37 CFR 1.136(a). In no event, however, may a reply be timely filed after SIX (6) MONTHS from the mailing date of this communication.
- If NO period for reply is specified above, the maximum statutory period will apply and will expire SIX (6) MONTHS from the mailing date of this communication.
- Failure to reply within the set or extended period for reply will, by statute, cause the application to become ABANDONED (35 U.S.C. § 133). Any reply received by the Office later than three months after the mailing date of this communication, even if timely filed, may reduce any earned patent term adjustment. See 37 CFR 1.704(b).

Status

1)☐ Responsive to communication(s) filed on _____.

☐ A declaration(s)/affidavit(s) under **37 CFR 1.130(b)** was/were filed on _____.

2a)☐ This action is **FINAL.** 2b) ☑ This action is non-final.

3)☐ An election was made by the applicant in response to a restriction requirement set forth during the interview on _____; the restriction requirement and election have been incorporated into this action.

4)☐ Since this application is in condition for allowance except for formal matters, prosecution as to the merits is closed in accordance with the practice under *Ex parte Quayle*, 1935 C.D. 11, 453 O.G. 213.

Disposition of Claims*

5) ☑ Claim(s) 1-13 is/are pending in the application.

5a) Of the above claim(s) _____ is/are withdrawn from consideration.

6) ☐ Claim(s) _____ is/are allowed.

7) ☑ Claim(s) 1-13 is/are rejected.

8) ☐ Claim(s) _____ is/are objected to.

9) ☐ Claim(s) _____ are subject to restriction and/or election requirement

* If any claims have been determined allowable, you may be eligible to benefit from the **Patent Prosecution Highway** program at a participating intellectual property office for the corresponding application. For more information, please see http://www.uspto.gov/patents/init_events/pph/index.jsp or send an inquiry to **PPHfeedback@uspto.gov.**

Application Papers

10)☐ The specification is objected to by the Examiner.

11)☐ The drawing(s) filed on _____ is/are: a)☐ accepted or b)☐ objected to by the Examiner.

Applicant may not request that any objection to the drawing(s) be held in abeyance. See 37 CFR 1.85(a).

Replacement drawing sheet(s) including the correction is required if the drawing(s) is objected to. See 37 CFR 1.121(d).

Priority under 35 U.S.C. § 119

12)☐ Acknowledgment is made of a claim for foreign priority under 35 U.S.C. § 119(a)-(d) or (f).

Certified copies:

a)☐ All b)☐ Some** c)☐ None of the:

1.☐ Certified copies of the priority documents have been received.

2.☐ Certified copies of the priority documents have been received in Application No. _____.

3.☐ Copies of the certified copies of the priority documents have been received in this National Stage application from the International Bureau (PCT Rule 17.2(a)).

** See the attached detailed Office action for a list of the certified copies not received.

Attachment(s)

1) ☐ Notice of References Cited (PTO-892)

2) ☑ Information Disclosure Statement(s) (PTO/SB/08a and/or PTO/SB/08b) Paper No(s)/Mail Date 3/26/2020.

3) ☐ Interview Summary (PTO-413) Paper No(s)/Mail Date _____.

4) ☐ Other: _____.

Notice of Pre-AIA or AIA Status

The present application, filed on or after March 16, 2013, is being examined under the first inventor to file provisions of the AIA.

Double Patenting

The nonstatutory double patenting rejection is based on a judicially created doctrine grounded in public policy (a policy reflected in the statute) so as to prevent the unjustified or improper timewise extension of the "right to exclude" granted by a patent and to prevent possible harassment by multiple assignees. A nonstatutory double patenting rejection is appropriate where the conflicting claims are not identical, but at least one examined application claim is not patentably distinct from the reference claim(s) because the examined application claim is either anticipated by, or would have been obvious over, the reference claim(s). See, e.g., *In re Berg*, 140 F.3d 1428, 46 USPQ2d 1226 (Fed. Cir. 1998); *In re Goodman*, 11 F.3d 1046, 29 USPQ2d 2010 (Fed. Cir. 1993); *In re Longi*, 759 F.2d 887, 225 USPQ 645 (Fed. Cir. 1985); *In re Van Ornum*, 686 F.2d 937, 214 USPQ 761 (CCPA 1982); *In re Vogel*, 422 F.2d 438, 164 USPQ 619 (CCPA 1970); *In re Thorington*, 418 F.2d 528, 163 USPQ 644 (CCPA 1969).

A timely filed terminal disclaimer in compliance with 37 CFR 1.321(c) or 1.321(d) may be used to overcome an actual or provisional rejection based on nonstatutory double patenting provided the reference application or patent either is shown to be commonly owned with the examined application, or claims an invention made as a result of activities undertaken within

the scope of a joint research agreement. See MPEP § 717.02 for applications subject to examination under the first inventor to file provisions of the AIA as explained in MPEP § 2159. See MPEP §§ 706.02(l)(1) - 706.02(l)(3) for applications not subject to examination under the first inventor to file provisions of the AIA. A terminal disclaimer must be signed in compliance with 37 CFR 1.321(b).

The USPTO Internet website contains terminal disclaimer forms which may be used. Please visit www.uspto.gov/patent/patents-forms. The filing date of the application in which the form is filed determines what form (e.g., PTO/SB/25, PTO/SB/26, PTO/AIA/25, or PTO/AIA/26) should be used. A web-based eTerminal Disclaimer may be filled out completely online using web-screens. An eTerminal Disclaimer that meets all requirements is auto-processed and approved immediately upon submission. For more information about eTerminal Disclaimers, refer to www.uspto.gov/patents/process/file/efs/guidance/eTD-info-I.jsp.

Claims 1-13 are rejected on the ground of nonstatutory double patenting as being unpatentable over claims 1-23 of U.S. Patent No. 10,327,511. Although the claims at issue are not identical, they are not patentably distinct from each other because the claims encompassed by and are obvious variants over the claimed subject matter set forth in claims 1-23 of U.S. Patent No. 10,327,511.

Conclusion

The prior art made of record and not relied upon is considered pertinent to applicant's disclosure.

Applicant is reminded that all business with the Patent and Trademark Office should be transacted in writing. The action of the Patent and Trademark Office will be based exclusively on the written record in the Office. No attention will be paid to any alleged oral promise, stipulation, or understanding in relation to which there is disagreement or doubt. 37 C.F.R. 1.2

Further it is noted that a complete response must satisfy the requirements of 37 C.F.R. 1.111, including:

-The reply must present arguments pointing out the specific distinctions believed to render the claims, including any newly presented claims, patentable over any applied references.

-A general allegation that the claims define a patentable invention without specifically pointing out how the language of the claims patentably distinguishes them from the references does not comply with the requirements of this section.

-Moreover, The prompt development of a clear issue requires that the replies of the applicant meet the objections to and rejections of the claims. Applicant should also specifically point out the support for any amendments made to the disclosure. See MPEP 2163.06, MPEP 714.02. The "disclosure" includes the claims, the specification and the drawings.

Any inquiry concerning this communication or earlier communications from the examiner should be directed to DANNY WORRELL whose telephone number is (571)272-4997. The examiner can normally be reached on M, W-F.

If attempts to reach the examiner by telephone are unsuccessful, the examiner's supervisor, Khoa Huynh can be reached at 571-272-4888. The fax phone number for the organization where this application or proceeding is assigned is 571-273-8300.

Information regarding the status of an application may be obtained from the Patent Application Information Retrieval (PAIR) system. Status information for published applications may be obtained from either Private PAIR or Public PAIR. Status information for unpublished applications is available through Private PAIR only. For more information about the PAIR system, see http://pair-direct.uspto.gov. Should you have questions on access to the Private PAIR system, contact the Electronic Business Center (EBC) at 866-217-9197 (toll-free). If you would like assistance from a USPTO Customer Service Representative or access to the automated information system, call 800-786-9199 (IN USA OR CANADA) or 571-272-1000.

/DANNY WORRELL/
Primary Examiner, Art Unit 3732

ldw

Search Notes	Application/Control No.	Applicant(s)/Patent Under Reexamination
	16/577,697	Boys et al.
	Examiner	Art Unit
	Danny Worrell	3732

CPC - Searched*		
Symbol	Date	Examiner
D04B 1/10, 1/104, 1/24	10/09/2020	
A43B 23/0245, 23/04, 23/042	10/09/2020	

CPC Combination Sets - Searched*		
Symbol	Date	Examiner

US Classification - Searched*			
Class	Subclass	Date	Examiner

* See search history printout included with this form or the SEARCH NOTES box below to determine the scope of the search.

Search Notes		
Search Notes	Date	Examiner

Interference Search			
US Class/CPC Symbol	US Subclass/CPC Group	Date	Examiner

Doc code: IDS
Doc description: Information Disclosure Statement (IDS) Filed

PTO/SB/08a (02-18)
Approved for use through 11/30/2020. OMB 0651-0031
U.S. Patent and Trademark Office; U.S. DEPARTMENT OF COMMERCE
Under the Paperwork Reduction Act of 1995, no persons are required to respond to a collection of information unless it contains a valid OMB control number.

INFORMATION DISCLOSURE STATEMENT BY APPLICANT
(Not for submission under 37 CFR 1.99)

Application Number	16577697
Filing Date	2019-09-20
First Named Inventor	Jack Boys
Art Unit	3732
Examiner Name	C. T. Ostrup
Attorney Docket Number	56503-191123

U.S.PATENTS Remove

Examiner Initial*	Cite No	Patent Number	Kind Code[1]	Issue Date	Name of Patentee or Applicant of cited Document	Pages,Columns,Lines where Relevant Passages or Relevant Figures Appear
	1	2312078	A	1943-02-23	Crannell	
	2	6910288	B2	2005-06-28	Dua	
	3	7347011	B2	2008-03-25	Dua et al.	
	4	D097783	S	1935-12-10	Peterson	
	5	D293386	S	1987-12-29	Kelley	
	6	D394739	S	1998-06-02	Carlson	
	7	D401398	S	1998-11-24	Carlson	
	8	4224693	A	1980-09-30	Wehrmann et al.	

ALL REFERENCES CONSIDERED EXCEPT WHERE LINED THROUGH. /DW/

INFORMATION DISCLOSURE STATEMENT BY APPLICANT (Not for submission under 37 CFR 1.99)		
	Application Number	16577697
	Filing Date	2019-09-20
	First Named Inventor	Jack Boys
	Art Unit	3732
	Examiner Name	C. T. Ostrup
	Attorney Docket Number	56503-191123

	9	6029376	A	2000-02-29	Cass	
	10	6986269	B2	2006-01-17	Dua	
	11	9961962	B2	2018-05-08	Lee	
	12	4468870	A	1984-09-04	Sternberg	
	13	4584783	A	1986-04-29	Dobbin	
	14	4785558	B1	1988-11-22	Shiomura	
	15	6910288	B2	2005-06-28	Dua	
	16	10426227	B2	2019-10-01	Lee et al.	
	17	D266455	S	1982-10-12	Famolare, Jr.	
	18	D335385	S	1993-05-11	Kawabata	
	19	D337870	S	1993-08-03	Valade	

ALL REFERENCES CONSIDERED EXCEPT WHERE LINED THROUGH. /DW/

INFORMATION DISCLOSURE STATEMENT BY APPLICANT (Not for submission under 37 CFR 1.99)		
	Application Number	16577697
	Filing Date	2019-09-20
	First Named Inventor	Jack Boys
	Art Unit	3732
	Examiner Name	C. T. Ostrup
	Attorney Docket Number	56503-191123

	20	D458440	S1	2002-06-11	Berluti	
	21	D458738	S1	2002-06-18	Berluti	
	22	D459060	S1	2002-06-25	Berluti	
	23	D550933	S1	2007-09-18	Hulbert	
	24	D634104	S1	2011-03-15	Gwon	
	25	D689673	S1	2013-09-17	Kampff	
	26	D716023	S1	2014-10-28	Kamppff	
	27	D722225	S1	2015-02-10	Williams, Jr.	
	28	D745771	S1	2015-12-22	Cin	
	29	D783975	S1	2017-04-18	Schenone	
	30	D801664	S1	2017-11-07	Small	

ALL REFERENCES CONSIDERED EXCEPT WHERE LINED THROUGH. /DW/

INFORMATION DISCLOSURE STATEMENT BY APPLICANT (Not for submission under 37 CFR 1.99)		
	Application Number	16577697
	Filing Date	2019-09-20
	First Named Inventor	Jack Boys
	Art Unit	3732
	Examiner Name	C. T. Ostrup
	Attorney Docket Number	56503-191123

	31	D809263	S1	2018-02-06	Boys et al.	
	32	D809264	S1	2018-02-06	Boys et al.	
	33	D809265	S1	2018-02-06	Boys et al.	
	34	D809749	S1	2018-02-13	Brito	
	35	D812355	S1	2018-03-13	Maier	
	36	D813502	S1	2018-03-27	Gerbase	
	37	D816308	S1	2018-05-01	Boys et al.	
	38	D817609	S1	2018-05-15	Boys et al.	
	39	D834294	S1	2018-11-27	Small	
	40	D840664	S1	2019-02-19	Small	
	41	D841973	S1	2019-03-05	Small	

ALL REFERENCES CONSIDERED EXCEPT WHERE LINED THROUGH. /DW/

INFORMATION DISCLOSURE STATEMENT BY APPLICANT (Not for submission under 37 CFR 1.99)		
	Application Number	16577697
	Filing Date	2019-09-20
	First Named Inventor	Jack Boys
	Art Unit	3732
	Examiner Name	C. T. Ostrup
	Attorney Docket Number	56503-191123

	42	D845591	S1	2019-04-16	Frank	
	43	D846850	S1	2019-04-30	Sinclair	
	44	D849374	S1	2019-05-28	Hardy	

If you wish to add additional U.S. Patent citation information please click the Add button. Add

U.S.PATENT APPLICATION PUBLICATIONS Remove

Examiner Initial*	Cite No	Publication Number	Kind Code[1]	Publication Date	Name of Patentee or Applicant of cited Document	Pages,Columns,Lines where Relevant Passages or Relevant Figures Appear
	1	20120255201	A1	2012-10-11	Little	
	2	20140310985	A1	2014-10-23	Tran et al.	
	3	20150342285	A1	2015-12-03	Huffman et al.	
	4	20040118018	A1	2004-06-24	Dua	
	5	20060277798	A1	2006-12-14	Reilly et al.	
	6	20130192311	A1	2013-08-01	Alford et al.	

ALL REFERENCES CONSIDERED EXCEPT WHERE LINED THROUGH. /DW/

INFORMATION DISCLOSURE STATEMENT BY APPLICANT (Not for submission under 37 CFR 1.99)		
	Application Number	16577697
	Filing Date	2019-09-20
	First Named Inventor	Jack Boys
	Art Unit	3732
	Examiner Name	C. T. Ostrup
	Attorney Docket Number	56503-191123

	7	20150143720	A1	2015-05-28	Avar	
	8	20150272274	A1	2015-10-01	Berns et al.	
	9	20180008006	A1	2018-01-11	Boys et al.	
	10	20150366293	A1	2015-12-24	Clarkson	
	11	20160286898	A1	2016-10-06	Manz et al.	
	12	20180255876	A1	2018-09-13	McGinnity et al.	
	13	20180317592	A1	2018-11-08	Rudolf et al.	
	14	20180325215	A1	2018-11-15	Taestensen et al.	
	15	20190208862	A1	2019-07-11	Poegl et al.	
	16	20190313738	A1	2019-10-17	Dorjgurkhem et al.	

If you wish to add additional U.S. Published Application citation information please click the Add button. Add

FOREIGN PATENT DOCUMENTS Remove

ALL REFERENCES CONSIDERED EXCEPT WHERE LINED THROUGH. /DW/

INFORMATION DISCLOSURE STATEMENT BY APPLICANT

(Not for submission under 37 CFR 1.99)

Application Number	16577697
Filing Date	2019-09-20
First Named Inventor	Jack Boys
Art Unit	3732
Examiner Name	C. T. Ostrup
Attorney Docket Number	56503-191123

Examiner Initial*	Cite No	Foreign Document Number[3]	Country Code[2]	Kind Code[4]	Publication Date	Name of Patentee or Applicant of cited Document	Pages,Columns,Lines where Relevant Passages or Relevant Figures Appear	T[5]
	1	10-1367445	KR	B1	2014-02-25	Song, Su Bok		
	2	2015038344	WO	A1	2015-03-19	Nike Innovate Cv		
	3	1437057	EP	A1	2004-07-14	Mizuno KK		
	4	2649898	EP	A1	2013-10-16	Adidas AG		

If you wish to add additional Foreign Patent Document citation information please click the Add button Add

NON-PATENT LITERATURE DOCUMENTS Remove

Examiner Initials*	Cite No	Include name of the author (in CAPITAL LETTERS), title of the article (when appropriate), title of the item (book, magazine, journal, serial, symposium, catalog, etc), date, pages(s), volume-issue number(s), publisher, city and/or country where published.	T[5]
	1	ANONYMOUS, "The Ultimate Guide to Men's Shoes. Complete with Wardrobe Pairings.", Guys Footwear Archives - Manners & Mischief, Dec. 10, 2014, 11 pages, Retrieved from the Internet on Jan. 20, 2020 from URL: http://mannersandmischief.com/tag/guys-footwear/	

If you wish to add additional non-patent literature document citation information please click the Add button Add

EXAMINER SIGNATURE

Examiner Signature	/DANNY WORRELL/ (10/09/2020)	Date Considered	10/09/2020

*EXAMINER: Initial if reference considered, whether or not citation is in conformance with MPEP 609. Draw line through a citation if not in conformance and not considered. Include copy of this form with next communication to applicant.

[1] See Kind Codes of USPTO Patent Documents at www.USPTO.GOV or MPEP 901.04. [2] Enter office that issued the document, by the two-letter code (WIPO Standard ST.3). [3] For Japanese patent documents, the indication of the year of the reign of the Emperor must precede the serial number of the patent document. [4] Kind of document by the appropriate symbols as indicated on the document under WIPO Standard ST.16 if possible. [5] Applicant is to place a check mark here if English language translation is attached.

ALL REFERENCES CONSIDERED EXCEPT WHERE LINED THROUGH. /DW/

INFORMATION DISCLOSURE STATEMENT BY APPLICANT (Not for submission under 37 CFR 1.99)		
	Application Number	16577697
	Filing Date	2019-09-20
	First Named Inventor	Jack Boys
	Art Unit	3732
	Examiner Name	C. T. Ostrup
	Attorney Docket Number	56503-191123

CERTIFICATION STATEMENT

Please see 37 CFR 1.97 and 1.98 to make the appropriate selection(s):

That each item of information contained in the information disclosure statement was first cited in any communication from a foreign patent office in a counterpart foreign application not more than three months prior to the filing of the information disclosure statement. See 37 CFR 1.97(e)(1).

OR

☐ That no item of information contained in the information disclosure statement was cited in a communication from a foreign patent office in a counterpart foreign application, and, to the knowledge of the person signing the certification after making reasonable inquiry, no item of information contained in the information disclosure statement was known to any individual designated in 37 CFR 1.56(c) more than three months prior to the filing of the information disclosure statement. See 37 CFR 1.97(e)(2).

See attached certification statement.

The fee set forth in 37 CFR 1.17 (p) has been submitted herewith.

☒ A certification statement is not submitted herewith.

SIGNATURE

A signature of the applicant or representative is required in accordance with CFR 1.33, 10.18. Please see CFR 1.4(d) for the form of the signature.

Signature	/Alan H. Norman/	Date (YYYY-MM-DD)	2020-03-26
Name/Print	Alan H. Norman	Registration Number	32,285

This collection of information is required by 37 CFR 1.97 and 1.98. The information is required to obtain or retain a benefit by the public which is to file (and by the USPTO to process) an application. Confidentiality is governed by 35 U.S.C. 122 and 37 CFR 1.14. This collection is estimated to take 1 hour to complete, including gathering, preparing and submitting the completed application form to the USPTO. Time will vary depending upon the individual case. Any comments on the amount of time you require to complete this form and/or suggestions for reducing this burden, should be sent to the Chief Information Officer, U.S. Patent and Trademark Office, U.S. Department of Commerce, P.O. Box 1450, Alexandria, VA 22313-1450. DO NOT SEND FEES OR COMPLETED FORMS TO THIS ADDRESS. **SEND TO: Commissioner for Patents, P.O. Box 1450, Alexandria, VA 22313-1450.**

ALL REFERENCES CONSIDERED EXCEPT WHERE LINED THROUGH. /DW/

Privacy Act Statement

The Privacy Act of 1974 (P.L. 93-579) requires that you be given certain information in connection with your submission of the attached form related to a patent application or patent. Accordingly, pursuant to the requirements of the Act, please be advised that: (1) the general authority for the collection of this information is 35 U.S.C. 2(b)(2); (2) furnishing of the information solicited is voluntary; and (3) the principal purpose for which the information is used by the U.S. Patent and Trademark Office is to process and/or examine your submission related to a patent application or patent. If you do not furnish the requested information, the U.S. Patent and Trademark Office may not be able to process and/or examine your submission, which may result in termination of proceedings or abandonment of the application or expiration of the patent.

The information provided by you in this form will be subject to the following routine uses:

1. The information on this form will be treated confidentially to the extent allowed under the Freedom of Information Act (5 U.S.C. 552) and the Privacy Act (5 U.S.C. 552a). Records from this system of records may be disclosed to the Department of Justice to determine whether the Freedom of Information Act requires disclosure of these record s.

2. A record from this system of records may be disclosed, as a routine use, in the course of presenting evidence to a court, magistrate, or administrative tribunal, including disclosures to opposing counsel in the course of settlement negotiations.

3. A record in this system of records may be disclosed, as a routine use, to a Member of Congress submitting a request involving an individual, to whom the record pertains, when the individual has requested assistance from the Member with respect to the subject matter of the record.

4. A record in this system of records may be disclosed, as a routine use, to a contractor of the Agency having need for the information in order to perform a contract. Recipients of information shall be required to comply with the requirements of the Privacy Act of 1974, as amended, pursuant to 5 U.S.C. 552a(m).

5. A record related to an International Application filed under the Patent Cooperation Treaty in this system of records may be disclosed, as a routine use, to the International Bureau of the World Intellectual Property Organization, pursuant to the Patent Cooperation Treaty.

6. A record in this system of records may be disclosed, as a routine use, to another federal agency for purposes of National Security review (35 U.S.C. 181) and for review pursuant to the Atomic Energy Act (42 U.S.C. 218(c)).

7. A record from this system of records may be disclosed, as a routine use, to the Administrator, General Services, or his/her designee, during an inspection of records conducted by GSA as part of that agency's responsibility to recommend improvements in records management practices and programs, under authority of 44 U.S.C. 2904 and 2906. Such disclosure shall be made in accordance with the GSA regulations governing inspection of records for this purpose, and any other relevant (i.e., GSA or Commerce) directive. Such disclosure shall not be used to make determinations about individuals.

8. A record from this system of records may be disclosed, as a routine use, to the public after either publication of the application pursuant to 35 U.S.C. 122(b) or issuance of a patent pursuant to 35 U.S.C. 151. Further, a record may be disclosed, subject to the limitations of 37 CFR 1.14, as a routine use, to the public if the record was filed in an application which became abandoned or in which the proceedings were terminated and which application is referenced by either a published application, an application open to public inspections or an issued patent.

9. A record from this system of records may be disclosed, as a routine use, to a Federal, State, or local law enforcement agency, if the USPTO becomes aware of a violation or potential violation of law or regulation.

ALL REFERENCES CONSIDERED EXCEPT WHERE LINED THROUGH. /DW/

Docket No. 56503/191123

PATENT

IN THE UNITED STATES PATENT AND TRADEMARK OFFICE

CERTIFICATE OF E-FILING

I hereby certify that this correspondence has been e-filed with the U.S. Patent and Trademark Office via the EFS Web on January 12, 2021.

/Alan H. Norman/
Alan H. Norman
Reg. No. 32,285

Application of: Boys et al.	**Group Art No.:** 3732
Serial No.: 16/577,697	**Atty. Docket No.:** 56503-191123
Filed: September 20, 2019	**Examiner:** Worrell Jr., Larry D.
For: *Shoe Having Knit Wingtip Upper*	**Confirmation No.:** 9674

RESPONSE TO NON-FINAL OFFICE ACTION

The following amendments and remarks are presented in response to the non-final office action having a notification date of October 15, 2020 (the "Office Action").

A Listing of Claims begins on page 2 of this paper.

Remarks begin on page 8 of this paper.

Listing of Claims

1. (Original) A method of manufacturing an article of footwear having a knit upper and a sole, the method comprising:

knitting with a knitting machine to form a knitted element of the knit upper such that the knitted element is of a unitary one-piece construction comprising a knitted upper heel region, a knitted upper lateral midfoot region, a knitted upper medial midfoot region, a knitted upper metatarsal region including an upper lateral metatarsal region and an upper medial metatarsal region, a knitted upper lateral ball region, a knitted upper medial ball region, a knitted upper toe region, a knitted upper lateral side region including the knitted upper lateral midfoot region, the knitted upper lateral metatarsal region, and the knitted upper lateral ball region, a knitted upper medial side region including the knitted upper medial midfoot region, the knitted upper medial metatarsal region, and the knitted upper medial ball region, a first area of a jersey stitch knit being at least in the knitted upper toe region, and a second area of a pointelle stitch knit being at least in the knitted upper lateral and medial metatarsal regions, the first area having a rear boundary, the second area having a forward boundary, the rear boundary of the first area and the forward boundary of the second area being coincident and coextensive with each other and defining a boundary line between the first and second areas, and a line of broguing adjacent the boundary line; and

attaching the sole to the knit upper;

the knitted upper toe region being seamlessly knitted with the knitted upper medial and lateral ball regions during the knitting step,

the knitted upper medial and lateral ball regions being seamlessly knitted with the knitted upper metatarsal region during the knitting step,

the knitted upper metatarsal region being seamlessly knitted with the knitted upper lateral and medial midfoot regions during the knitting step, and

the first and second areas being knitted during the knitting step.

2. (Original) A method as set forth in claim 1, further comprising

a medial boundary line and a lateral boundary line of the boundary line being formed during the knitting step; and

a medial line of broguing and a lateral line of broguing of the line of broguing being formed during the knitting step;

the medial line of broguing being adjacent the medial boundary line, the lateral line of broguing being adjacent the lateral boundary line, the medial line of broguing comprising a curved line of holes, and the lateral line of broguing comprising a curved line of holes.

3. (Original) A method as set forth in claim 1, wherein the knit upper is knitted during the knitting step with at least first and second yarns, the first yarn being of a hot melt yarn, the second yarn being of a yarn other than a hot melt yarn.

4. (Original) A method as set forth in claim 3, further comprising:

placing the knit upper around a last;

applying heat to the knit upper while the knit upper is around the last to cause the hot melt yarn to affix to the second yarn.

5. (Original) A method as set forth in claim 1, wherein

the knitted element further includes a knitted lateral eyestay area and a knitted medial eyestay area, each knitted during the knitting step;

the knitted upper lateral midfoot region includes a knitted lateral midfoot area knitted during the knitting step;

the knitted upper medial midfoot region includes a knitted medial midfoot area knitted during the knitting step; and

the knitted element includes additional lines of broguing between the lateral midfoot area and the lateral eyestay area and between the medial midfoot area and the medial eyestay area, the additional lines of broguing being formed during the knitting step.

6. (Original) A method as set forth in claim 1, wherein

the knitted upper lateral midfoot region includes a knitted lateral midfoot area knitted during the knitting step;

the knitted upper medial midfoot region includes a knitted medial midfoot area knitted during the knitting step; and

the knitted element includes additional lines of broguing between the lateral midfoot area and the second area and between the medial midfoot area and the second area, the additional lines of broguing being formed during the knitting step.

7. (Original) A shoe comprising:

a knit upper;

a sole secured to the knit upper;

the knit upper having a knitted element, the knitted element being formed of a

unitary one-piece construction during a knitting process on a knitting machine, the knitted element comprising a knitted upper lateral midfoot region, a knitted upper medial midfoot region, a knitted upper metatarsal region, a knitted upper lateral ball region, a knitted upper medial ball region, a knitted upper toe region and a line of broguing;

the knitted upper metatarsal region including a knitted upper lateral metatarsal region and a knitted upper medial metatarsal region,

the knitted element having a knitted upper lateral side region and a knitted upper medial side region, the knitted upper lateral side region including the knitted upper lateral midfoot region, the knitted upper lateral metatarsal region, and the knitted upper lateral ball region, the knitted upper medial side region including the knitted upper medial midfoot region, the knitted upper medial metatarsal region, and the knitted upper medial ball region,

the knitted element comprising a first area of a jersey stitch knit and a second area of a pointelle stitch knit, the first area being at least in the knitted upper toe region, the second area being at least in the knitted upper lateral and medial metatarsal regions, the first area having a rear boundary, the second area having a forward boundary, the rear boundary of the first area and the forward boundary of the second area being coincident and coextensive with each other and defining a boundary line between the first and second areas, the boundary line being adjacent the line of broguing; and

the knitted upper toe region being seamlessly knitted with the knitted upper medial and lateral ball regions during the knitting process,

the knitted upper medial and lateral ball regions being seamlessly knitted with the

knitted upper metatarsal region during the knitting process,

the knitted upper metatarsal region being seamlessly knitted with the knitted upper lateral and medial midfoot regions during the knitting process, and

the first and second areas being knitted during the knitting process.

8. (Original) A shoe as set forth in claim 7, wherein the boundary line comprises a medial boundary line and a lateral boundary line, and wherein the line of broguing includes a medial line of broguing and a lateral line of broguing, the medial line of broguing being adjacent the medial boundary line, the lateral line of broguing being adjacent the lateral boundary line, the medial line of broguing comprising a curved line of holes, and the lateral line of broguing comprising a curved line of holes.

9. (Original) A shoe as set forth in claim 7, wherein the knit upper is knitted during the knitting process with at least first and second yarns, the first yarn being of a hot melt yarn, the second yarn being of a yarn other than a hot melt yarn.

10. (Original) A shoe set forth in claim 9, further comprising the hot melt yarn being affixed to the second yarn by heat applied to the knit upper while the knit upper is positioned around a last.

11. (Original) A shoe as set forth in claim 7, wherein the knitted element further includes a knitted lateral eyestay area and a knitted medial eyestay area, the knitted upper lateral midfoot region including a knitted lateral midfoot area, the knitted upper medial midfoot region including a knitted medial midfoot area, and wherein broguing holes forming additional lines of broguing are between the lateral midfoot area and the lateral eyestay area and between the medial midfoot area and the medial eyestay area,

wherein the knitted element is knitted with the broguing holes during the knitting process.

12. (Original) A shoe as set forth in claim 7, wherein the knitted upper lateral midfoot region includes a knitted lateral midfoot area and the knitted upper medial midfoot region includes a knitted medial midfoot area, and wherein broguing holes forming additional lines of broguing are between the lateral midfoot area and the second area and between the medial midfoot area and the second area, wherein the knitted element is knitted with the broguing holes during the knitting process.

13. (Original) A shoe as set forth in claim 7, wherein the knitted element further includes a knitted upper heel region formed during the knitting process.

Remarks:

This paper is in response to the Office Action with a notification date of October 15, 2020. This Paper is in reply thereto. Claims 1-13 are pending and no claims are amended.

The Terminal Disclaimer Filed Herewith Overcomes the Double Patenting Rejection of Claims 1-13 Based on Claims 1-23 of U.S. Pat. No. 10,327,511

Applicant submits herewith a Terminal Disclaimer in a Patent or Proceeding in View of An Application under form PTO/AIA/26, which disclaims the terminal part of the statutory term of any patent granted on the instant application which would extend beyond the expiration date of the full statutory term of prior patent No. 10,327,511 as the term of said prior patent is presently shortened by any terminal disclaimer. The terminal disclaimer fee under 37 C.F.R. § 1.20(d) is also included. Accordingly, the Examiner's rejection has been overcome and should be withdrawn.

Conclusion

In view of the foregoing remarks, the rejections have been overcome and the subject Application is in condition for allowance. It is not believed that any additional fees are required beyond those provided for in this response. But, in the event that any additional fees are needed to gain entry of this Paper or the Terminal Disclaimer filed herewith, any such fees are hereby authorized to be charged to our Deposit Account 20-2823. Examiner is encouraged to contact the undersigned by telephone if Examiner believes that personal communication would expedite prosecution of this application.

Respectfully submitted,

Thompson Coburn LLP

By: /Alan H. Norman/
Alan H. Norman
Reg. No. 32,285
(314) 552-6284
One US Bank Plaza
St. Louis, MO 63101-1693
(314) 552-7000 (fax)

PTO/AIA/26 (04-14)
Approved for use through 11/30/2020. OMB 0651-0031
U.S. Patent and Trademark Office; U.S. DEPARTMENT OF COMMERCE
Under the Paperwork Reduction Act of 1995, no persons are required to respond to a collection of information unless it displays a valid OMB control number.

TERMINAL DISCLAIMER TO OBVIATE A DOUBLE PATENTING REJECTION OVER A "PRIOR" PATENT	Docket Number (Optional) 56503-191123

In re Application of: Boys et al.

Application No.: 16/577,697

Filed: September 20, 2019

For:
Shoe Having Knit Wingtip Upper

The applicant, Cole Haan LLC, owner of 100 percent interest in the instant application hereby disclaims, except as provided below, the terminal part of the statutory term of any patent granted on the instant application which would extend beyond the expiration date of the full statutory term of **prior patent** No. 10,327,511 as the term of said **prior patent** is presently shortened by any terminal disclaimer. The applicant hereby agrees that any patent so granted on the instant application shall be enforceable only for and during such period that it and the **prior patent** are commonly owned. This agreement runs with any patent granted on the instant application and is binding upon the grantee, its successors or assigns.

In making the above disclaimer, the applicant does not disclaim the terminal part of the term of any patent granted on the instant application that would extend to the expiration date of the full statutory term of the **prior patent**, "as the term of said **prior patent** is presently shortened by any terminal disclaimer," in the event that said **prior patent** later:

expires for failure to pay a maintenance fee;
is held unenforceable;
is found invalid by a court of competent jurisdiction;
is statutorily disclaimed in whole or terminally disclaimed under 37 CFR 1.321;
has all claims canceled by a reexamination certificate;
is reissued; or
is in any manner terminated prior to the expiration of its full statutory term as presently shortened by any terminal disclaimer.

Check either box 1 or 2 below, if appropriate.

1. ☐ The undersigned is the applicant. If the applicant is an assignee, the undersigned is authorized to act on behalf of the assignee.

I hereby acknowledge that any willful false statements made are punishable under 18 U.S.C. 1001 by fine or imprisonment of not more than five (5) years, or both.

2. ☑ The undersigned is an attorney or agent of record. Reg. No. 32,285

/Alan H. Norman/ — Signature
1/12/2021 — Date

Alan H. Norman — Typed or printed name

Attorney for Cole Haan LLC — Title
314-552-6284 — Telephone Number

☑ Terminal disclaimer fee under 37 CFR 1.20(d) included.

WARNING: Information on this form may become public. Credit card information should not be included on this form. Provide credit card information and authorization on PTO-2038.

This collection of information is required by 37 CFR 1.321. The information is required to obtain or retain a benefit by the public which is to file (and by the USPTO to process) an application. Confidentiality is governed by 35 U.S.C. 122 and 37 CFR 1.11 and 1.14. This collection is estimated to take 12 minutes to complete, including gathering, preparing, and submitting the completed application form to the USPTO. Time will vary depending upon the individual case. Any comments on the amount of time you require to complete this form and/or suggestions for reducing this burden, should be sent to the Chief Information Officer, U.S. Patent and Trademark Office, U.S. Department of Commerce, P.O. Box 1450, Alexandria, VA 22313-1450. DO NOT SEND FEES OR COMPLETED FORMS TO THIS ADDRESS. **SEND TO: Commissioner for Patents, P.O. Box 1450, Alexandria, VA 22313-1450.**

If you need assistance in completing the form, call 1-800-PTO-9199 and select option 2.

Privacy Act Statement

The **Privacy Act of 1974 (P.L. 93-579)** requires that you be given certain information in connection with your submission of the attached form related to a patent application or patent. Accordingly, pursuant to the requirements of the Act, please be advised that: (1) the general authority for the collection of this information is 35 U.S.C. 2(b)(2); (2) furnishing of the information solicited is voluntary; and (3) the principal purpose for which the information is used by the U.S. Patent and Trademark Office is to process and/or examine your submission related to a patent application or patent. If you do not furnish the requested information, the U.S. Patent and Trademark Office may not be able to process and/or examine your submission, which may result in termination of proceedings or abandonment of the application or expiration of the patent.

The information provided by you in this form will be subject to the following routine uses:

1. The information on this form will be treated confidentially to the extent allowed under the Freedom of Information Act (5 U.S.C. 552) and the Privacy Act (5 U.S.C 552a). Records from this system of records may be disclosed to the Department of Justice to determine whether disclosure of these records is required by the Freedom of Information Act.
2. A record from this system of records may be disclosed, as a routine use, in the course of presenting evidence to a court, magistrate, or administrative tribunal, including disclosures to opposing counsel in the course of settlement negotiations.
3. A record in this system of records may be disclosed, as a routine use, to a Member of Congress submitting a request involving an individual, to whom the record pertains, when the individual has requested assistance from the Member with respect to the subject matter of the record.
4. A record in this system of records may be disclosed, as a routine use, to a contractor of the Agency having need for the information in order to perform a contract. Recipients of information shall be required to comply with the requirements of the Privacy Act of 1974, as amended, pursuant to 5 U.S.C. 552a(m).
5. A record related to an International Application filed under the Patent Cooperation Treaty in this system of records may be disclosed, as a routine use, to the International Bureau of the World Intellectual Property Organization, pursuant to the Patent Cooperation Treaty.
6. A record in this system of records may be disclosed, as a routine use, to another federal agency for purposes of National Security review (35 U.S.C. 181) and for review pursuant to the Atomic Energy Act (42 U.S.C. 218(c)).
7. A record from this system of records may be disclosed, as a routine use, to the Administrator, General Services, or his/her designee, during an inspection of records conducted by GSA as part of that agency's responsibility to recommend improvements in records management practices and programs, under authority of 44 U.S.C. 2904 and 2906. Such disclosure shall be made in accordance with the GSA regulations governing inspection of records for this purpose, and any other relevant (*i.e.*, GSA or Commerce) directive. Such disclosure shall not be used to make determinations about individuals.
8. A record from this system of records may be disclosed, as a routine use, to the public after either publication of the application pursuant to 35 U.S.C. 122(b) or issuance of a patent pursuant to 35 U.S.C. 151. Further, a record may be disclosed, subject to the limitations of 37 CFR 1.14, as a routine use, to the public if the record was filed in an application which became abandoned or in which the proceedings were terminated and which application is referenced by either a published application, an application open to public inspection or an issued patent.
9. A record from this system of records may be disclosed, as a routine use, to a Federal, State, or local law enforcement agency, if the USPTO becomes aware of a violation or potential violation of law or regulation.

Electronic Patent Application Fee Transmittal

Application Number:	16577697
Filing Date:	20-Sep-2019
Title of Invention:	Shoe Having Knit Wingtip Upper
First Named Inventor/Applicant Name:	Jack Boys
Filer:	Alan Norman/Renee Barker
Attorney Docket Number:	56503-191123

Filed as Large Entity

Filing Fees for Utility under 35 USC 111(a)

Description	Fee Code	Quantity	Amount	Sub-Total in USD($)
Basic Filing:				
Pages:				
Claims:				
Miscellaneous-Filing:				
Petition:				
Patent-Appeals-and-Interference:				
Post-Allowance-and-Post-Issuance:				
Extension-of-Time:				

Description	Fee Code	Quantity	Amount	Sub-Total in USD($)
Miscellaneous:				
STATUTORY OR TERMINAL DISCLAIMER	1814	1	170	170
		Total in USD ($)		**170**

Electronic Acknowledgement Receipt	
EFS ID:	41626063
Application Number:	16577697
International Application Number:	
Confirmation Number:	9674
Title of Invention:	Shoe Having Knit Wingtip Upper
First Named Inventor/Applicant Name:	Jack Boys
Customer Number:	21888
Filer:	Alan Norman/Renee Barker
Filer Authorized By:	Alan Norman
Attorney Docket Number:	56503-191123
Receipt Date:	12-JAN-2021
Filing Date:	20-SEP-2019
Time Stamp:	18:14:53
Application Type:	Utility under 35 USC 111(a)

Payment information:

Submitted with Payment	yes
Payment Type	DA
Payment was successfully received in RAM	$170
RAM confirmation Number	E20211BI15096708
Deposit Account	
Authorized User	
The Director of the USPTO is hereby authorized to charge indicated fees and credit any overpayment as follows:	

File Listing:

Document Number	Document Description	File Name	File Size(Bytes)/ Message Digest	Multi Part /.zip	Pages (if appl.)
1		Response_to_10-15-2020_nfOA191123.pdf	177499 a3fd51ceb2147fed6d55e794fdf608f04fea0d8b	yes	9

Multipart Description/PDF files in .zip description

Document Description	Start	End
Amendment/Req. Reconsideration-After Non-Final Reject	1	1
Claims	2	7
Applicant Arguments/Remarks Made in an Amendment	8	9

Warnings:

Information:

2	Terminal Disclaimer Filed	Terminal_Disclaimer-191123.pdf	156608 f5f7a0d4113b650b936aacff2ec0868706ce9e0b	no	2

Warnings:

Information:

3	Fee Worksheet (SB06)	fee-info.pdf	30544 f4f7a3123300a0c4483b99c08ee9de89af1254a9	no	2

Warnings:

Information:

Total Files Size (in bytes):	364651

This Acknowledgement Receipt evidences receipt on the noted date by the USPTO of the indicated documents, characterized by the applicant, and including page counts, where applicable. It serves as evidence of receipt similar to a Post Card, as described in MPEP 503.

New Applications Under 35 U.S.C. 111

If a new application is being filed and the application includes the necessary components for a filing date (see 37 CFR 1.53(b)-(d) and MPEP 506), a Filing Receipt (37 CFR 1.54) will be issued in due course and the date shown on this Acknowledgement Receipt will establish the filing date of the application.

National Stage of an International Application under 35 U.S.C. 371

If a timely submission to enter the national stage of an international application is compliant with the conditions of 35 U.S.C. 371 and other applicable requirements a Form PCT/DO/EO/903 indicating acceptance of the application as a national stage submission under 35 U.S.C. 371 will be issued in addition to the Filing Receipt, in due course.

New International Application Filed with the USPTO as a Receiving Office

If a new international application is being filed and the international application includes the necessary components for an international filing date (see PCT Article 11 and MPEP 1810), a Notification of the International Application Number and of the International Filing Date (Form PCT/RO/105) will be issued in due course, subject to prescriptions concerning national security, and the date shown on this Acknowledgement Receipt will establish the international filing date of the application.

Application Number	Application/Control No.	Applicant(s)/Patent under Reexamination	
* 16/577,697 *	16/577,697	Boys et al.	
	Examiner	Art Unit	
	WORRELL JR, LARRY D	3732	

Document Code - DISQ	Internal Document - DO NOT MAIL

TERMINAL DISCLAIMER	☑ APPROVED	☐ DISAPPROVED
Date Filed: **12 January 2021**	**This patent is subject to a Terminal Disclaimer**	

Approved/Disapproved by:

/LAWANA R HIXON/

Technology Center: **OPLC**

Telephone: **(571)272-6074**

_____

UNITED STATES PATENT AND TRADEMARK OFFICE

UNITED STATES DEPARTMENT OF COMMERCE
United States Patent and Trademark Office
Address: COMMISSIONER FOR PATENTS
P.O. Box 1450
Alexandria, Virginia 22313-1450
www.uspto.gov

NOTICE OF ALLOWANCE AND FEE(S) DUE

21888 7590 02/05/2021

Thompson Coburn LLP
One US Bank Plaza
SUITE 3500
St. Louis, MO 63101

EXAMINER
WORRELL JR, LARRY D

ART UNIT	PAPER NUMBER
3732	

DATE MAILED: 02/05/2021

APPLICATION NO.	FILING DATE	FIRST NAMED INVENTOR	ATTORNEY DOCKET NO.	CONFIRMATION NO.
16/577,697	09/20/2019	Jack Boys	56503-191123	9674

TITLE OF INVENTION: Shoe Having Knit Wingtip Upper

APPLN. TYPE	ENTITY STATUS	ISSUE FEE DUE	PUBLICATION FEE DUE	PREV. PAID ISSUE FEE	TOTAL FEE(S) DUE	DATE DUE
nonprovisional	UNDISCOUNTED	$1200	$0.00	$0.00	$1200	05/05/2021

THE APPLICATION IDENTIFIED ABOVE HAS BEEN EXAMINED AND IS ALLOWED FOR ISSUANCE AS A PATENT. PROSECUTION ON THE MERITS IS CLOSED. THIS NOTICE OF ALLOWANCE IS NOT A GRANT OF PATENT RIGHTS. THIS APPLICATION IS SUBJECT TO WITHDRAWAL FROM ISSUE AT THE INITIATIVE OF THE OFFICE OR UPON PETITION BY THE APPLICANT. SEE 37 CFR 1.313 AND MPEP 1308.

THE ISSUE FEE AND PUBLICATION FEE (IF REQUIRED) MUST BE PAID WITHIN THREE MONTHS FROM THE MAILING DATE OF THIS NOTICE OR THIS APPLICATION SHALL BE REGARDED AS ABANDONED. THIS STATUTORY PERIOD CANNOT BE EXTENDED. SEE 35 U.S.C. 151. THE ISSUE FEE DUE INDICATED ABOVE DOES NOT REFLECT A CREDIT FOR ANY PREVIOUSLY PAID ISSUE FEE IN THIS APPLICATION. IF AN ISSUE FEE HAS PREVIOUSLY BEEN PAID IN THIS APPLICATION (AS SHOWN ABOVE), THE RETURN OF PART B OF THIS FORM WILL BE CONSIDERED A REQUEST TO REAPPLY THE PREVIOUSLY PAID ISSUE FEE TOWARD THE ISSUE FEE NOW DUE.

HOW TO REPLY TO THIS NOTICE:

I. Review the ENTITY STATUS shown above. If the ENTITY STATUS is shown as SMALL or MICRO, verify whether entitlement to that entity status still applies.

If the ENTITY STATUS is the same as shown above, pay the TOTAL FEE(S) DUE shown above.

If the ENTITY STATUS is changed from that shown above, on PART B - FEE(S) TRANSMITTAL, complete section number 5 titled "Change in Entity Status (from status indicated above)".

For purposes of this notice, small entity fees are 1/2 the amount of undiscounted fees, and micro entity fees are 1/2 the amount of small entity fees.

II. PART B - FEE(S) TRANSMITTAL, or its equivalent, must be completed and returned to the United States Patent and Trademark Office (USPTO) with your ISSUE FEE and PUBLICATION FEE (if required). If you are charging the fee(s) to your deposit account, section "4b" of Part B - Fee(s) Transmittal should be completed and an extra copy of the form should be submitted. If an equivalent of Part B is filed, a request to reapply a previously paid issue fee must be clearly made, and delays in processing may occur due to the difficulty in recognizing the paper as an equivalent of Part B.

III. All communications regarding this application must give the application number. Please direct all communications prior to issuance to Mail Stop ISSUE FEE unless advised to the contrary.

IMPORTANT REMINDER: Maintenance fees are due in utility patents issuing on applications filed on or after Dec. 12, 1980. It is patentee's responsibility to ensure timely payment of maintenance fees when due. More information is available at www.uspto.gov/PatentMaintenanceFees.

PART B - FEE(S) TRANSMITTAL

Complete and send this form, together with applicable fee(s), by mail or fax, or via EFS-Web.

By mail, send to: Mail Stop ISSUE FEE
Commissioner for Patents
P.O. Box 1450
Alexandria, Virginia 22313-1450

By fax, send to: (571)-273-2885

INSTRUCTIONS: This form should be used for transmitting the ISSUE FEE and PUBLICATION FEE (if required). Blocks 1 through 5 should be completed where appropriate. All further correspondence including the Patent, advance orders and notification of maintenance fees will be mailed to the current correspondence address as indicated unless corrected below or directed otherwise in Block 1, by (a) specifying a new correspondence address; and/or (b) indicating a separate "FEE ADDRESS" for maintenance fee notifications.

CURRENT CORRESPONDENCE ADDRESS (Note: Use Block 1 for any change of address)

21888 7590 02/05/2021
Thompson Coburn LLP
One US Bank Plaza
SUITE 3500
St. Louis, MO 63101

Note: A certificate of mailing can only be used for domestic mailings of the Fee(s) Transmittal. This certificate cannot be used for any other accompanying papers. Each additional paper, such as an assignment or formal drawing, must have its own certificate of mailing or transmission.

Certificate of Mailing or Transmission

I hereby certify that this Fee(s) Transmittal is being deposited with the United States Postal Service with sufficient postage for first class mail in an envelope addressed to the Mail Stop ISSUE FEE address above, or being transmitted to the USPTO via EFS-Web or by facsimile to (571) 273-2885, on the date below.

(Typed or printed name)
(Signature)
(Date)

APPLICATION NO.	FILING DATE	FIRST NAMED INVENTOR	ATTORNEY DOCKET NO.	CONFIRMATION NO.
16/577,697	09/20/2019	Jack Boys	56503-191123	9674

TITLE OF INVENTION: Shoe Having Knit Wingtip Upper

APPLN. TYPE	ENTITY STATUS	ISSUE FEE DUE	PUBLICATION FEE DUE	PREV. PAID ISSUE FEE	TOTAL FEE(S) DUE	DATE DUE
nonprovisional	UNDISCOUNTED	$1200	$0.00	$0.00	$1200	05/05/2021

EXAMINER	ART UNIT	CLASS-SUBCLASS
WORRELL JR, LARRY D	3732	036-084000

1. Change of correspondence address or indication of "Fee Address" (37 CFR 1.363).

❑ Change of correspondence address (or Change of Correspondence Address form PTO/SB/122) attached.

❑ "Fee Address" indication (or "Fee Address" Indication form PTO/SB/47; Rev 03-09 or more recent) attached. **Use of a Customer Number is required.**

2. For printing on the patent front page, list
(1) The names of up to 3 registered patent attorneys or agents OR, alternatively,
(2) The name of a single firm (having as a member a registered attorney or agent) and the names of up to 2 registered patent attorneys or agents. If no name is listed, no name will be printed.

1_____
2_____
3_____

3. ASSIGNEE NAME AND RESIDENCE DATA TO BE PRINTED ON THE PATENT (print or type)

PLEASE NOTE: Unless an assignee is identified below, no assignee data will appear on the patent. If an assignee is identified below, the document must have been previously recorded, or filed for recordation, as set forth in 37 CFR 3.11 and 37 CFR 3.81(a). Completion of this form is NOT a substitute for filing an assignment.

(A) NAME OF ASSIGNEE (B) RESIDENCE: (CITY and STATE OR COUNTRY)

Please check the appropriate assignee category or categories (will not be printed on the patent) : ❑ Individual ❑ Corporation or other private group entity ❑ Government

4a. Fees submitted: ❑Issue Fee ❑Publication Fee (if required) ❑Advance Order - # of Copies _____

4b. Method of Payment: *(Please first reapply any previously paid fee shown above)*

❑ Electronic Payment via EFS-Web ❑ Enclosed check ❑ Non-electronic payment by credit card (Attach form PTO-2038)

❑ The Director is hereby authorized to charge the required fee(s), any deficiency, or credit any overpayment to Deposit Account No. _____

5. **Change in Entity Status** (from status indicated above)

❑ Applicant certifying micro entity status. See 37 CFR 1.29

❑ Applicant asserting small entity status. See 37 CFR 1.27

❑ Applicant changing to regular undiscounted fee status.

NOTE: Absent a valid certification of Micro Entity Status (see forms PTO/SB/15A and 15B), issue fee payment in the micro entity amount will not be accepted at the risk of application abandonment.
NOTE: If the application was previously under micro entity status, checking this box will be taken to be a notification of loss of entitlement to micro entity status.
NOTE: Checking this box will be taken to be a notification of loss of entitlement to small or micro entity status, as applicable.

NOTE: This form must be signed in accordance with 37 CFR 1.31 and 1.33. See 37 CFR 1.4 for signature requirements and certifications.

Authorized Signature _____ Date _____

Typed or printed name _____ Registration No. _____

UNITED STATES PATENT AND TRADEMARK OFFICE

UNITED STATES DEPARTMENT OF COMMERCE
United States Patent and Trademark Office
Address: COMMISSIONER FOR PATENTS
P.O. Box 1450
Alexandria, Virginia 22313-1450
www.uspto.gov

APPLICATION NO.	FILING DATE	FIRST NAMED INVENTOR	ATTORNEY DOCKET NO.	CONFIRMATION NO.
16/577,697	09/20/2019	Jack Boys	56503-191123	9674

21888 7590 02/05/2021

Thompson Coburn LLP
One US Bank Plaza
SUITE 3500
St. Louis, MO 63101

EXAMINER	
WORRELL JR, LARRY D	

ART UNIT	PAPER NUMBER
3732	

DATE MAILED: 02/05/2021

Determination of Patent Term Adjustment under 35 U.S.C. 154 (b)
(Applications filed on or after May 29, 2000)

The Office has discontinued providing a Patent Term Adjustment (PTA) calculation with the Notice of Allowance.

Section 1(h)(2) of the AIA Technical Corrections Act amended 35 U.S.C. 154(b)(3)(B)(i) to eliminate the requirement that the Office provide a patent term adjustment determination with the notice of allowance. See Revisions to Patent Term Adjustment, 78 Fed. Reg. 19416, 19417 (Apr. 1, 2013). Therefore, the Office is no longer providing an initial patent term adjustment determination with the notice of allowance. The Office will continue to provide a patent term adjustment determination with the Issue Notification Letter that is mailed to applicant approximately three weeks prior to the issue date of the patent, and will include the patent term adjustment on the patent. Any request for reconsideration of the patent term adjustment determination (or reinstatement of patent term adjustment) should follow the process outlined in 37 CFR 1.705.

Any questions regarding the Patent Term Extension or Adjustment determination should be directed to the Office of Patent Legal Administration at (571)-272-7702. Questions relating to issue and publication fee payments should be directed to the Customer Service Center of the Office of Patent Publication at 1-(888)-786-0101 or (571)-272-4200.

OMB Clearance and PRA Burden Statement for PTOL-85 Part B

The Paperwork Reduction Act (PRA) of 1995 requires Federal agencies to obtain Office of Management and Budget approval before requesting most types of information from the public. When OMB approves an agency request to collect information from the public, OMB (i) provides a valid OMB Control Number and expiration date for the agency to display on the instrument that will be used to collect the information and (ii) requires the agency to inform the public about the OMB Control Number's legal significance in accordance with 5 CFR 1320.5(b).

The information collected by PTOL-85 Part B is required by 37 CFR 1.311. The information is required to obtain or retain a benefit by the public which is to file (and by the USPTO to process) an application. Confidentiality is governed by 35 U.S.C. 122 and 37 CFR 1.14. This collection is estimated to take 30 minutes to complete, including gathering, preparing, and submitting the completed application form to the USPTO. Time will vary depending upon the individual case. Any comments on the amount of time you require to complete this form and/or suggestions for reducing this burden, should be sent to the Chief Information Officer, U.S. Patent and Trademark Office, U.S. Department of Commerce, P.O. Box 1450, Alexandria, Virginia 22313-1450. DO NOT SEND FEES OR COMPLETED FORMS TO THIS ADDRESS. SEND TO: Commissioner for Patents, P.O. Box 1450, Alexandria, Virginia 22313-1450. Under the Paperwork Reduction Act of 1995, no persons are required to respond to a collection of information unless it displays a valid OMB control number.

Privacy Act Statement

The Privacy Act of 1974 (P.L. 93-579) requires that you be given certain information in connection with your submission of the attached form related to a patent application or patent. Accordingly, pursuant to the requirements of the Act, please be advised that: (1) the general authority for the collection of this information is 35 U.S.C. 2(b)(2); (2) furnishing of the information solicited is voluntary; and (3) the principal purpose for which the information is used by the U.S. Patent and Trademark Office is to process and/or examine your submission related to a patent application or patent. If you do not furnish the requested information, the U.S. Patent and Trademark Office may not be able to process and/or examine your submission, which may result in termination of proceedings or abandonment of the application or expiration of the patent.

The information provided by you in this form will be subject to the following routine uses:

1. The information on this form will be treated confidentially to the extent allowed under the Freedom of Information Act (5 U.S.C. 552) and the Privacy Act (5 U.S.C 552a). Records from this system of records may be disclosed to the Department of Justice to determine whether disclosure of these records is required by the Freedom of Information Act.
2. A record from this system of records may be disclosed, as a routine use, in the course of presenting evidence to a court, magistrate, or administrative tribunal, including disclosures to opposing counsel in the course of settlement negotiations.
3. A record in this system of records may be disclosed, as a routine use, to a Member of Congress submitting a request involving an individual, to whom the record pertains, when the individual has requested assistance from the Member with respect to the subject matter of the record.
4. A record in this system of records may be disclosed, as a routine use, to a contractor of the Agency having need for the information in order to perform a contract. Recipients of information shall be required to comply with the requirements of the Privacy Act of 1974, as amended, pursuant to 5 U.S.C. 552a(m).
5. A record related to an International Application filed under the Patent Cooperation Treaty in this system of records may be disclosed, as a routine use, to the International Bureau of the World Intellectual Property Organization, pursuant to the Patent Cooperation Treaty.
6. A record in this system of records may be disclosed, as a routine use, to another federal agency for purposes of National Security review (35 U.S.C. 181) and for review pursuant to the Atomic Energy Act (42 U.S.C. 218(c)).
7. A record from this system of records may be disclosed, as a routine use, to the Administrator, General Services, or his/her designee, during an inspection of records conducted by GSA as part of that agency's responsibility to recommend improvements in records management practices and programs, under authority of 44 U.S.C. 2904 and 2906. Such disclosure shall be made in accordance with the GSA regulations governing inspection of records for this purpose, and any other relevant (i.e., GSA or Commerce) directive. Such disclosure shall not be used to make determinations about individuals.
8. A record from this system of records may be disclosed, as a routine use, to the public after either publication of the application pursuant to 35 U.S.C. 122(b) or issuance of a patent pursuant to 35 U.S.C. 151. Further, a record may be disclosed, subject to the limitations of 37 CFR 1.14, as a routine use, to the public if the record was filed in an application which became abandoned or in which the proceedings were terminated and which application is referenced by either a published application, an application open to public inspection or an issued patent.
9. A record from this system of records may be disclosed, as a routine use, to a Federal, State, or local law enforcement agency, if the USPTO becomes aware of a violation or potential violation of law or regulation.

Notice of Allowability	Application No. 16/577,697	Applicant(s) Boys et al.	
	Examiner Danny Worrell	Art Unit 3732	AIA (FITF) Status Yes

-- The MAILING DATE of this communication appears on the cover sheet with the correspondence address--

All claims being allowable, PROSECUTION ON THE MERITS IS (OR REMAINS) CLOSED in this application. If not included herewith (or previously mailed), a Notice of Allowance (PTOL-85) or other appropriate communication will be mailed in due course. **THIS NOTICE OF ALLOWABILITY IS NOT A GRANT OF PATENT RIGHTS.** This application is subject to withdrawal from issue at the initiative of the Office or upon petition by the applicant. See 37 CFR 1.313 and MPEP 1308.

1. ☑ This communication is responsive to amendment filed 1/12/2021.
   ☐ A declaration(s)/affidavit(s) under **37 CFR 1.130(b)** was/were filed on _____.

2. ☐ An election was made by the applicant in response to a restriction requirement set forth during the interview on _____; the restriction requirement and election have been incorporated into this action.

3. ☑ The allowed claim(s) is/are 1-13 . As a result of the allowed claim(s), you may be eligible to benefit from the **Patent Prosecution Highway** program at a participating intellectual property office for the corresponding application. For more information, please see **http://www.uspto.gov/patents/init_events/pph/index.jsp** or send an inquiry to **PPHfeedback@uspto.gov.**

4. ☐ Acknowledgment is made of a claim for foreign priority under 35 U.S.C. § 119(a)-(d) or (f).

   Certified copies:

   a) ☐ All b) ☐ Some *c) ☐ None of the:

   1. ☐ Certified copies of the priority documents have been received.
   2. ☐ Certified copies of the priority documents have been received in Application No. _____ .
   3. ☐ Copies of the certified copies of the priority documents have been received in this national stage application from the International Bureau (PCT Rule 17.2(a)).

   * Certified copies not received: _____ .

Applicant has THREE MONTHS FROM THE "MAILING DATE" of this communication to file a reply complying with the requirements noted below. Failure to timely comply will result in ABANDONMENT of this application.
THIS THREE-MONTH PERIOD IS NOT EXTENDABLE.

5. ☐ CORRECTED DRAWINGS (as "replacement sheets") must be submitted.
   ☐ including changes required by the attached Examiner's Amendment / Comment or in the Office action of Paper No./Mail Date _____ .

   Identifying indicia such as the application number (see 37 CFR 1.84(c)) should be written on the drawings in the front (not the back) of each sheet. Replacement sheet(s) should be labeled as such in the header according to 37 CFR 1.121(d).

6. ☐ DEPOSIT OF and/or INFORMATION about the deposit of BIOLOGICAL MATERIAL must be submitted. Note the attached Examiner's comment regarding REQUIREMENT FOR THE DEPOSIT OF BIOLOGICAL MATERIAL.

Attachment(s)

1. ☐ Notice of References Cited (PTO-892)
2. ☐ Information Disclosure Statements (PTO/SB/08), Paper No./Mail Date _____.
3. ☐ Examiner's Comment Regarding Requirement for Deposit of Biological Material _____.
4. ☐ Interview Summary (PTO-413), Paper No./Mail Date. _____.
5. ☐ Examiner's Amendment/Comment
6. ☐ Examiner's Statement of Reasons for Allowance
7. ☐ Other _____.

/DANNY WORRELL/
Primary Examiner, Art Unit 3732

Search Notes	Application/Control No.	Applicant(s)/Patent Under Reexamination
	16/577,697	Boys et al.
	Examiner	Art Unit
	Danny Worrell	3732

CPC - Searched*		
Symbol	**Date**	**Examiner**
D04B 1/10, 1/104, 1/24	10/09/2020	
A43B 23/0245, 23/04, 23/042	10/09/2020	

CPC Combination Sets - Searched*		
Symbol	**Date**	**Examiner**

US Classification - Searched*			
Class	**Subclass**	**Date**	**Examiner**

* See search history printout included with this form or the SEARCH NOTES box below to determine the scope of the search.

Search Notes		
Search Notes	**Date**	**Examiner**
Review related applications	10/09/2020	/dw/
Update search	01/15/2021	/dw/
Inventor search	01/15/2021	/dw/

Interference Search			
US Class/CPC Symbol	**US Subclass/CPC Group**	**Date**	**Examiner**
D04B 1/10, 1/104, 1/24	D04B 1/10, 1/104, 1/24	01/15/2021	/dw/

Index of Claims	Application/Control No.	Applicant(s)/Patent Under Reexamination
	16/577,697	Boys et al.
	Examiner	**Art Unit**
	Danny Worrell	3732

✓	Rejected	-	Cancelled	N	Non-Elected	A	Appeal
=	Allowed	÷	Restricted	I	Interference	O	Objected

CLAIMS

☑ Claims renumbered in the same order as presented by applicant ☐ CPA ☐ T.D. ☐ R.1.47

CLAIM		DATE								
Final	Original	01/15/2021								
	1	=								
	2	=								
	3	=								
	4	=								
	5	=								
	6	=								
	7	=								
	8	=								
	9	=								
	10	=								
	11	=								
	12	=								
	13	=								

Issue Classification	Application/Control No.	Applicant(s)/Patent Under Reexamination
	16/577,697	Boys et al.
	Examiner	**Art Unit**
	Danny Worrell	3732

CPC						
Symbol					**Type**	**Version**
D04B	/	1	/	24	F	2013-01-01
A43B	/	23	/	0245	I	2013-01-01
A43B	/	23	/	042	I	2013-01-01
A43B	/	23	/	0205	I	2013-01-01
D04B	/	1	/	22	I	2013-01-01
A43B	/	1	/	04	I	2013-01-01
D04B	/	1	/	104	I	2013-01-01
D10B	/	2401	/	041	A	2013-01-01
D10B	/	2403	/	032	A	2013-01-01
D10B	/	2501	/	043	A	2013-01-01

CPC Combination Sets							
Symbol					**Type**	**Set**	**Ranking**	**Version**
	/		/					

NONE		Total Claims Allowed:	
(Assistant Examiner)	(Date)	13	
/DANNY WORRELL/ Primary Examiner, Art Unit 3732	15 January 2021	O.G. Print Claim(s)	O.G. Print Figure
(Primary Examiner)	(Date)	1	5

U.S. Patent and Trademark Office — Part of Paper No.: 20210115

Issue Classification	Application/Control No.	Applicant(s)/Patent Under Reexamination
	16/577,697	Boys et al.
	Examiner	**Art Unit**
	Danny Worrell	3732

INTERNATIONAL CLASSIFICATION				
CLAIMED				
D04B	/	1	/	24

NON-CLAIMED				
	/		/	

US ORIGINAL CLASSIFICATION	
CLASS	**SUBCLASS**

CROSS REFERENCES(S)						
CLASS	**SUBCLASS (ONE SUBCLASS PER BLOCK)**					

NONE		Total Claims Allowed:	
(Assistant Examiner)	(Date)	13	
/DANNY WORRELL/ Primary Examiner, Art Unit 3732	15 January 2021	O.G. Print Claim(s)	O.G. Print Figure
(Primary Examiner)	(Date)	1	5

U.S. Patent and Trademark Office — Part of Paper No.: 20210115

Issue Classification	Application/Control No.	Applicant(s)/Patent Under Reexamination
	16/577,697	Boys et al.
	Examiner	**Art Unit**
	Danny Worrell	3732

☑ Claims renumbered in the same order as presented by applicant ☐ CPA ☐ T.D. ☐ R.1.47

CLAIMS

Final	Original	Final	Original	Final	Original	Final	Original	Final	Original	Final	Original	Final	Original	Final	Original

NONE		**Total Claims Allowed:**	
(Assistant Examiner)	(Date)	13	
/DANNY WORRELL/ Primary Examiner, Art Unit 3732	15 January 2021	O.G. Print Claim(s)	O.G. Print Figure
(Primary Examiner)	(Date)	1	5

U.S. Patent and Trademark Office Part of Paper No.: 20210115

Bibliographic Data

Application No: 16/577,697

Foreign Priority claimed: ○ Yes ◉ No

35 USC 119 (a-d) conditions met: ☐ Yes ☑ No ☐ Met After Allowance

Verified and Acknowledged: /DANNY WORRELL/ Examiner's Signature | Initials

Title: Shoe Having Knit Wingtip Upper

FILING or 371(c) DATE	CLASS	GROUP ART UNIT	ATTORNEY DOCKET NO.
09/20/2019	036	3732	56503-191123
RULE			

APPLICANTS

Cole Haan LLC, Greenland, NH,

INVENTORS

Jack Boys, Greenland, NH, UNITED STATES

Ann Bono, Greenland, NH, UNITED STATES

Aubert Shepherd, Greenland, NH, UNITED STATES

Mattias Verfl, Greenland, NH, UNITED STATES

CONTINUING DATA

This application is a CON of 16409970 05/13/2019 PAT 10443163

16409970 is a CON of 15205672 07/08/2016 PAT 10327511

FOREIGN APPLICATIONS

IF REQUIRED, FOREIGN LICENSE GRANTED**

10/03/2019

STATE OR COUNTRY

UNITED STATES

ADDRESS

Thompson Coburn LLP

One US Bank Plaza

SUITE 3500

St. Louis, MO 63101

UNITED STATES

FILING FEE RECEIVED

$1,720

UNITED STATES PATENT AND TRADEMARK OFFICE

UNITED STATES DEPARTMENT OF COMMERCE
United States Patent and Trademark Office
Address: COMMISSIONER FOR PATENTS
P.O. Box 1450
Alexandria, Virginia 22313-1450
www.uspto.gov

APPLICATION NO.	FILING DATE	FIRST NAMED INVENTOR	ATTORNEY DOCKET NO	CONFIRMATION NO.
16/577,697	09/20/2019	Jack Boys	56503-191123	9674

21888 7590 03/09/2021

Thompson Coburn LLP
One US Bank Plaza
SUITE 3500
St. Louis, MO 63101

EXAMINER	
WORRELL JR, LARRY D	

ART UNIT	PAPER NUMBER
3732	

NOTIFICATION DATE	DELIVERY MODE
03/09/2021	ELECTRONIC

Please find below and/or attached an Office communication concerning this application or proceeding.

The time period for reply, if any, is set in the attached communication.

Notice of the Office communication was sent electronically on above-indicated "Notification Date" to the following e-mail address(es):

ipdocket@thompsoncoburn.com
ipdocket@thompsoncoburn.com

PTOL-90A (Rev. 04/07)

UNITED STATES PATENT AND TRADEMARK OFFICE

Commissioner for Patents
United States Patent and Trademark Office
P.O. Box 1450
Alexandria, VA 22313-1450
www.uspto.gov

Application No. : 16577697
Applicant : Boys
Filing Date : 09/20/2019
Date Mailed : 03/09/2021

NOTICE TO FILE CORRECTED APPLICATION PAPERS

Notice of Allowance Mailed

This application has been accorded an Allowance Date and is being prepared for issuance. The application, however, is incomplete for the reasons below.

Applicant is given two (2) months from the mail date of this Notice within which to respond. This time period for reply is extendable under 37 CFR 1.136(a) for only TWO additional MONTHS.

The informalities requiring correction are indicated in the attachment(s). If the informality pertains to the abstract, specification (including claims) or drawings, the informality must be corrected with an amendment in compliance with 37 CFR 1.121 (or, if the application is a reissue application, 37 CFR 1.173). Such an amendment may be filed after payment of the issue fee if limited to correction of informalities noted herein. See Waiver of 37 CFR 1.312 for Documents Required by the Office of Patent Publication, 1280 Off. Gaz. Patent Office 918 (March 23, 2004). In addition, if the informality is not corrected until after payment of the issue fee, for purposes of 35 U.S.C. 154(b)(1)(iv), "all outstanding requirements" will be considered to have been satisfied when the informality has been corrected. A failure to respond within the above-identified time period will result in the application being ABANDONED.

See attachment(s).

A copy of this notice MUST be returned with the reply. Please address response to "Mail Stop Issue Fee, Commissioner for Patents, P.O. Box 1450, Alexandria, VA 22313-1450".

/Steven Barbano/
Publication Branch
Office of Data Management
(571) 272-4200

Application No. 16577697 **Drawings filed: 09/20/2019**

IDENTIFICATION OF DRAWING DEFICIENCIES

- [ ] There is a hole or the image thereof within the illustration. FIG(s)
- [ ] The illustration is penetrated or traversed by a solid or broken line that is not intended to be part of the drawing, such as a dark line caused by a flaw in the copying process. FIG(s)
- [ ] An ink stamp or the image thereof obscures part of the illustration. FIG(s)
- [ ] The drawing is marred by black smudges, obliterations, or fax/copier marks (for example, speckles or dots in a substantial portion of the drawing). FIG(s)
- [ ] Figure numbers are duplicated or missing. FIG(s)
- [ ] Drawing sheet or figure is missing. FIG(s)
- [ ] Numbers, letters, or reference characters in the drawing have been crossed out or are illegibly handwritten. FIG(s)
- [ ] The character of the lines, numbers, and letters is poor. FIG(s)
- [ ] The drawing's background shows that the original drawing was made on graph paper or other paper with a pattern or decoration. FIG(s)
- [ ] The FIG. number label is placed in a location that causes the drawing to be read upside down. FIG(s)
- [ ] Data, a reference number, or part of the drawing is truncated or missing, or a lead line has no reference number. FIG(s)
- [ ] The drawing and/or the FIG. label contain(s) foreign language. FIG(s)
- [X] This utility application contains a photograph of a view that is capable of being illustrated as a line drawing. FIG(s) 1-5
- [ ] A petition under 37 CFR 1.84(a)(2) to accept color drawings has been granted, but the brief description of the drawings in the specification does not contain (or has not been amended to contain) the paragraph required by 37 CFR 1.84(a)(2)(iii).
- [ ] This reissue application contains added and/or amended drawings that are not labeled as “New” or “Amended” or “Canceled” as required by 37 CFR 1.173(b)(3). FIG(s)
- [ ] This Design reissue application contains a drawing that is labeled as “Canceled” but is not surrounded by brackets, or a drawing that is surrounded by brackets but is not labeled as “Canceled.” See 37 CFR 1.173(b)(3). FIG(s)
- [ ] OTHER:
- [ ] COMMENTS:

Electronic Acknowledgement Receipt

EFS ID:	42232331
Application Number:	16577697
International Application Number:	
Confirmation Number:	9674
Title of Invention:	Shoe Having Knit Wingtip Upper
First Named Inventor/Applicant Name:	Jack Boys
Customer Number:	21888
Filer:	Alan Norman/Jaymee Markus
Filer Authorized By:	Alan Norman
Attorney Docket Number:	56503-191123
Receipt Date:	19-MAR-2021
Filing Date:	20-SEP-2019
Time Stamp:	16:17:04
Application Type:	Utility under 35 USC 111(a)

Payment information:

Submitted with Payment	no

File Listing:

Document Number	Document Description	File Name	File Size(Bytes)/ Message Digest	Multi Part /.zip	Pages (if appl.)
1	Applicant Response to Pre-Exam Formalities Notice	Response-to-Notice-to-File-Corr-App-Papers.pdf	275678 35ad5d535e1eddf3663cc8befcf1b60670bc0802	no	6

Warnings:

Information:	
Total Files Size (in bytes):	275678

This Acknowledgement Receipt evidences receipt on the noted date by the USPTO of the indicated documents, characterized by the applicant, and including page counts, where applicable. It serves as evidence of receipt similar to a Post Card, as described in MPEP 503.

New Applications Under 35 U.S.C. 111
If a new application is being filed and the application includes the necessary components for a filing date (see 37 CFR 1.53(b)-(d) and MPEP 506), a Filing Receipt (37 CFR 1.54) will be issued in due course and the date shown on this Acknowledgement Receipt will establish the filing date of the application.
National Stage of an International Application under 35 U.S.C. 371
If a timely submission to enter the national stage of an international application is compliant with the conditions of 35 U.S.C. 371 and other applicable requirements a Form PCT/DO/EO/903 indicating acceptance of the application as a national stage submission under 35 U.S.C. 371 will be issued in addition to the Filing Receipt, in due course.
New International Application Filed with the USPTO as a Receiving Office
If a new international application is being filed and the international application includes the necessary components for an international filing date (see PCT Article 11 and MPEP 1810), a Notification of the International Application Number and of the International Filing Date (Form PCT/RO/105) will be issued in due course, subject to prescriptions concerning national security, and the date shown on this Acknowledgement Receipt will establish the international filing date of the application.

Docket No. 56503/191123

PATENT

IN THE UNITED STATES PATENT AND TRADEMARK OFFICE

CERTIFICATE OF E-FILING

I hereby certify that this correspondence has been e-filed with the U.S. Patent and Trademark Office via the EFS Web on March 19, 2021.

/Alan H. Norman/
Alan H. Norman
Reg. No. 32,285

Application of: Boys et al.	**Group Art No.:** 3732
Serial No.: 16/577,697	**Atty. Docket No.:** 56503-191123
Filed: September 20, 2019	**Examiner:** Worrell Jr., Larry D.
For: *Shoe Having Knit Wingtip Upper*	**Confirmation No.:** 9674

RESPONSE TO NOTICE TO FILE CORRECTED APPLICATION PAPERS

In response to the Notice to File Corrected Application Papers having a notification date of March 9, 2021, Applicant submits the following remarks.

Remarks begin on page 2 of this paper.

Remarks:

The present application is a continuation of U.S. Pat. App. No. 16/409,970, now U.S. Pat. No. 10,443,163, which is a continuation of U.S. Pat. App. No. 15/205,672, now U.S. Pat. No. 10,327,511. Both parent applications, now issued patents, have the same set of figures that are now identified as deficient by the USPTO. The drawings were not identified as deficient in the parent applications and similarly are not deficient in the present application because the photographs for Figures 1-5 are the best medium for illustrating and understanding the knit structures claimed in the present invention.

Because the photographs are the best medium for illustrating and understanding the claimed invention, and to ensure that the present application has the same drawings as the granted patents to which it claims priority, Applicant requests that the Director accepts the currently filed drawings and withdraws the enclosed Notice to File Corrected Papers.

Conclusion

It is not believed that any fees are required in conjunction with this response. But, in the event that any additional fees are needed to gain entry of this Paper, any such fees are hereby authorized to be charged to our Deposit Account 20-2823.

Respectfully submitted,

Thompson Coburn LLP

By: /Alan H. Norman/
Alan H. Norman
Reg. No. 32,285
(314) 552-6284
One US Bank Plaza
St. Louis, MO 63101-1693
(314) 552-7000 (fax)

UNITED STATES PATENT AND TRADEMARK OFFICE

UNITED STATES DEPARTMENT OF COMMERCE
United States Patent and Trademark Office
Address: COMMISSIONER FOR PATENTS
P.O. Box 1450
Alexandria, Virginia 22313-1450
www.uspto.gov

APPLICATION NO.	FILING DATE	FIRST NAMED INVENTOR	ATTORNEY DOCKET NO	CONFIRMATION NO.
16/577,697	09/20/2019	Jack Boys	56503-191123	9674

21888 7590 03/09/2021

Thompson Coburn LLP
One US Bank Plaza
SUITE 3500
St. Louis, MO 63101

EXAMINER	
WORRELL JR, LARRY D	

ART UNIT	PAPER NUMBER
3732	

NOTIFICATION DATE	DELIVERY MODE
03/09/2021	ELECTRONIC

Please find below and/or attached an Office communication concerning this application or proceeding.

The time period for reply, if any, is set in the attached communication.

Notice of the Office communication was sent electronically on above-indicated "Notification Date" to the following e-mail address(es):

ipdocket@thompsoncoburn.com
ipdocket@thompsoncoburn.com

UNITED STATES PATENT AND TRADEMARK OFFICE

Commissioner for Patents
United States Patent and Trademark Office
P.O. Box 1450
Alexandria, VA 22313-1450
www.uspto.gov

Application No. : 16577697
Applicant : Boys
Filing Date : 09/20/2019
Date Mailed : 03/09/2021

NOTICE TO FILE CORRECTED APPLICATION PAPERS

Notice of Allowance Mailed

This application has been accorded an Allowance Date and is being prepared for issuance. The application, however, is incomplete for the reasons below.

Applicant is given two (2) months from the mail date of this Notice within which to respond. This time period for reply is extendable under 37 CFR 1.136(a) for only TWO additional MONTHS.

The informalities requiring correction are indicated in the attachment(s). If the informality pertains to the abstract, specification (including claims) or drawings, the informality must be corrected with an amendment in compliance with 37 CFR 1.121 (or, if the application is a reissue application, 37 CFR 1.173). Such an amendment may be filed after payment of the issue fee if limited to correction of informalities noted herein. See Waiver of 37 CFR 1.312 for Documents Required by the Office of Patent Publication, 1280 Off. Gaz. Patent Office 918 (March 23, 2004). In addition, if the informality is not corrected until after payment of the issue fee, for purposes of 35 U.S.C. 154(b)(1)(iv), "all outstanding requirements" will be considered to have been satisfied when the informality has been corrected. A failure to respond within the above-identified time period will result in the application being ABANDONED.

See attachment(s).

A copy of this notice MUST be returned with the reply. Please address response to "Mail Stop Issue Fee, Commissioner for Patents, P.O. Box 1450, Alexandria, VA 22313-1450".

/Steven Barbano/
Publication Branch
Office of Data Management
(571) 272-4200

Application No. 16577697 **Drawings filed: 09/20/2019**

IDENTIFICATION OF DRAWING DEFICIENCIES

- [ ] There is a hole or the image thereof within the illustration. FIG(s)
- [ ] The illustration is penetrated or traversed by a solid or broken line that is not intended to be part of the drawing, such as a dark line caused by a flaw in the copying process. FIG(s)
- [ ] An ink stamp or the image thereof obscures part of the illustration. FIG(s)
- [ ] The drawing is marred by black smudges, obliterations, or fax/copier marks (for example, speckles or dots in a substantial portion of the drawing). FIG(s)
- [ ] Figure numbers are duplicated or missing. FIG(s)
- [ ] Drawing sheet or figure is missing. FIG(s)
- [ ] Numbers, letters, or reference characters in the drawing have been crossed out or are illegibly handwritten. FIG(s)
- [ ] The character of the lines, numbers, and letters is poor. FIG(s)
- [ ] The drawing's background shows that the original drawing was made on graph paper or other paper with a pattern or decoration. FIG(s)
- [ ] The FIG. number label is placed in a location that causes the drawing to be read upside down. FIG(s)
- [ ] Data, a reference number, or part of the drawing is truncated or missing, or a lead line has no reference number. FIG(s)
- [ ] The drawing and/or the FIG. label contain(s) foreign language. FIG(s)
- [X] This utility application contains a photograph of a view that is capable of being illustrated as a line drawing. FIG(s) 1-5
- [ ] A petition under 37 CFR 1.84(a)(2) to accept color drawings has been granted, but the brief description of the drawings in the specification does not contain (or has not been amended to contain) the paragraph required by 37 CFR 1.84(a)(2)(iii).
- [ ] This reissue application contains added and/or amended drawings that are not labeled as “New” or “Amended” or “Canceled” as required by 37 CFR 1.173(b)(3). FIG(s)
- [ ] This Design reissue application contains a drawing that is labeled as “Canceled” but is not surrounded by brackets, or a drawing that is surrounded by brackets but is not labeled as “Canceled.” See 37 CFR 1.173(b)(3). FIG(s)
- [ ] OTHER:
- [ ] COMMENTS:

PART B - FEE(S) TRANSMITTAL

Complete and send this form, together with applicable fee(s), by mail or fax, or via EFS-Web.

By mail, send to: Mail Stop ISSUE FEE
Commissioner for Patents
P.O. Box 1450
Alexandria, Virginia 22313-1450

By fax, send to: (571)-273-2885

INSTRUCTIONS: This form should be used for transmitting the ISSUE FEE and PUBLICATION FEE (if required). Blocks 1 through 5 should be completed where appropriate. All further correspondence including the Patent, advance orders and notification of maintenance fees will be mailed to the current correspondence address as indicated unless corrected below or directed otherwise in Block 1, by (a) specifying a new correspondence address; and/or (b) indicating a separate "FEE ADDRESS" for maintenance fee notifications.

CURRENT CORRESPONDENCE ADDRESS (Note: Use Block 1 for any change of address)

21888 7590 02/05/2021

Thompson Coburn LLP
One US Bank Plaza
SUITE 3500
St. Louis, MO 63101

Note: A certificate of mailing can only be used for domestic mailings of the Fee(s) Transmittal. This certificate cannot be used for any other accompanying papers. Each additional paper, such as an assignment or formal drawing, must have its own certificate of mailing or transmission.

Certificate of Mailing or Transmission

I hereby certify that this Fee(s) Transmittal is being deposited with the United States Postal Service with sufficient postage for first class mail in an envelope addressed to the Mail Stop ISSUE FEE address above, or being transmitted to the USPTO via EFS-Web or by facsimile to (571) 273-2885, on the date below.

(Typed or printed name)
(Signature)
(Date)

APPLICATION NO.	FILING DATE	FIRST NAMED INVENTOR	ATTORNEY DOCKET NO.	CONFIRMATION NO.
16/577,697	09/20/2019	Jack Boys	56503-191123	9674

TITLE OF INVENTION: Shoe Having Knit Wingtip Upper

APPLN. TYPE	ENTITY STATUS	ISSUE FEE DUE	PUBLICATION FEE DUE	PREV. PAID ISSUE FEE	TOTAL FEE(S) DUE	DATE DUE
nonprovisional	UNDISCOUNTED	$1200	$0.00	$0.00	$1200	05/05/2021

EXAMINER	ART UNIT	CLASS-SUBCLASS
WORRELL JR, LARRY D	3732	036-084000

1. Change of correspondence address or indication of "Fee Address" (37 CFR 1.363).

❑ Change of correspondence address (or Change of Correspondence Address form PTO/SB/122) attached.

❑ "Fee Address" indication (or "Fee Address" Indication form PTO/SB/47; Rev 03-09 or more recent) attached. **Use of a Customer Number is required.**

2. For printing on the patent front page, list
(1) The names of up to 3 registered patent attorneys or agents OR, alternatively,
(2) The name of a single firm (having as a member a registered attorney or agent) and the names of up to 2 registered patent attorneys or agents. If no name is listed, no name will be printed.

1 Thompson Coburn LLP
2
3

3. ASSIGNEE NAME AND RESIDENCE DATA TO BE PRINTED ON THE PATENT (print or type)

PLEASE NOTE: Unless an assignee is identified below, no assignee data will appear on the patent. If an assignee is identified below, the document must have been previously recorded, or filed for recordation, as set forth in 37 CFR 3.11 and 37 CFR 3.81(a). Completion of this form is NOT a substitute for filing an assignment.

(A) NAME OF ASSIGNEE: COLE HAAN LLC

(B) RESIDENCE: (CITY and STATE OR COUNTRY): Greenland, NH

Please check the appropriate assignee category or categories (will not be printed on the patent) : ❑ Individual ☒ Corporation or other private group entity ❑ Government

4a. Fees submitted: ☒ Issue Fee ❑ Publication Fee (if required) ❑ Advance Order - # of Copies _____

4b. Method of Payment: *(Please first reapply any previously paid fee shown above)*

☒ Electronic Payment via EFS-Web ❑ Enclosed check ❑ Non-electronic payment by credit card (Attach form PTO-2038)

☒ The Director is hereby authorized to charge the required fee(s), any deficiency, or credit any overpayment to Deposit Account No. 20-0823

5. **Change in Entity Status** (from status indicated above)

❑ Applicant certifying micro entity status. See 37 CFR 1.29

❑ Applicant asserting small entity status. See 37 CFR 1.27

❑ Applicant changing to regular undiscounted fee status.

NOTE: Absent a valid certification of Micro Entity Status (see forms PTO/SB/15A and 15B), issue fee payment in the micro entity amount will not be accepted at the risk of application abandonment.
NOTE: If the application was previously under micro entity status, checking this box will be taken to be a notification of loss of entitlement to micro entity status.
NOTE: Checking this box will be taken to be a notification of loss of entitlement to small or micro entity status, as applicable.

NOTE: This form must be signed in accordance with 37 CFR 1.31 and 1.33. See 37 CFR 1.4 for signature requirements and certifications.

Authorized Signature /Alan H. Norman/ Date May 5, 2021

Typed or printed name Alan H. Norman Registration No. 32,285

Electronic Patent Application Fee Transmittal

Application Number:	16577697
Filing Date:	20-Sep-2019
Title of Invention:	Shoe Having Knit Wingtip Upper
First Named Inventor/Applicant Name:	Jack Boys
Filer:	Alan Norman/Andrew Lewis
Attorney Docket Number:	56503-191123

Filed as Large Entity

Filing Fees for Utility under 35 USC 111(a)

Description	Fee Code	Quantity	Amount	Sub-Total in USD($)
Basic Filing:				
Pages:				
Claims:				
Miscellaneous-Filing:				
Petition:				
Patent-Appeals-and-Interference:				
Post-Allowance-and-Post-Issuance:				
UTILITY APPL ISSUE FEE	1501	1	1200	1200

Description	Fee Code	Quantity	Amount	Sub-Total in USD($)
Extension-of-Time:				
Miscellaneous:				
		Total in USD ($)		**1200**

Electronic Acknowledgement Receipt	
EFS ID:	42646909
Application Number:	16577697
International Application Number:	
Confirmation Number:	9674
Title of Invention:	Shoe Having Knit Wingtip Upper
First Named Inventor/Applicant Name:	Jack Boys
Customer Number:	21888
Filer:	Alan Norman/Andrew Lewis
Filer Authorized By:	Alan Norman
Attorney Docket Number:	56503-191123
Receipt Date:	05-MAY-2021
Filing Date:	20-SEP-2019
Time Stamp:	16:50:35
Application Type:	Utility under 35 USC 111(a)

Payment information:

Submitted with Payment	yes
Payment Type	DA
Payment was successfully received in RAM	$1200
RAM confirmation Number	E202155G50493747
Deposit Account	
Authorized User	
The Director of the USPTO is hereby authorized to charge indicated fees and credit any overpayment as follows:	

File Listing:

Document Number	Document Description	File Name	File Size(Bytes)/ Message Digest	Multi Part /.zip	Pages (if appl.)
1	Issue Fee Payment (PTO-85B)	IssueFee_TC191123.pdf	120858 f8826f8dec3605f6f00a85f3d925f65883d10f05	no	1
Warnings:					
Information:					
2	Fee Worksheet (SB06)	fee-info.pdf	30111 dbdc78a552915b3cb7d2c23661728611ce2effa0	no	2
Warnings:					
Information:					
		Total Files Size (in bytes):	150969		

This Acknowledgement Receipt evidences receipt on the noted date by the USPTO of the indicated documents, characterized by the applicant, and including page counts, where applicable. It serves as evidence of receipt similar to a Post Card, as described in MPEP 503.

New Applications Under 35 U.S.C. 111

If a new application is being filed and the application includes the necessary components for a filing date (see 37 CFR 1.53(b)-(d) and MPEP 506), a Filing Receipt (37 CFR 1.54) will be issued in due course and the date shown on this Acknowledgement Receipt will establish the filing date of the application.

National Stage of an International Application under 35 U.S.C. 371

If a timely submission to enter the national stage of an international application is compliant with the conditions of 35 U.S.C. 371 and other applicable requirements a Form PCT/DO/EO/903 indicating acceptance of the application as a national stage submission under 35 U.S.C. 371 will be issued in addition to the Filing Receipt, in due course.

New International Application Filed with the USPTO as a Receiving Office

If a new international application is being filed and the international application includes the necessary components for an international filing date (see PCT Article 11 and MPEP 1810), a Notification of the International Application Number and of the International Filing Date (Form PCT/RO/105) will be issued in due course, subject to prescriptions concerning national security, and the date shown on this Acknowledgement Receipt will establish the international filing date of the application.

UNITED STATES PATENT AND TRADEMARK OFFICE

UNITED STATES DEPARTMENT OF COMMERCE
United States Patent and Trademark Office
Address: COMMISSIONER FOR PATENTS
P.O. Box 1450
Alexandria, Virginia 22313-1450
www.uspto.gov

APPLICATION NO.	ISSUE DATE	PATENT NO.	ATTORNEY DOCKET NO.	CONFIRMATION NO.
16/577,697	06/22/2021	11041262	56503-191123	9674

21888 7590 06/02/2021

Thompson Coburn LLP
One US Bank Plaza
SUITE 3500
St. Louis, MO 63101

ISSUE NOTIFICATION

The projected patent number and issue date are specified above.

Determination of Patent Term Adjustment under 35 U.S.C. 154 (b)
(application filed on or after May 29, 2000)

The Patent Term Adjustment is 0 day(s). Any patent to issue from the above-identified application will include an indication of the adjustment on the front page.

If a Continued Prosecution Application (CPA) was filed in the above-identified application, the filing date that determines Patent Term Adjustment is the filing date of the most recent CPA.

Applicant will be able to obtain more detailed information by accessing the Patent Application Information Retrieval (PAIR) WEB site (http://pair.uspto.gov).

Any questions regarding the Patent Term Extension or Adjustment determination should be directed to the Office of Patent Legal Administration at (571)-272-7702. Questions relating to issue and publication fee payments should be directed to the Application Assistance Unit (AAU) of the Office of Data Management (ODM) at (571)-272-4200.

APPLICANT(s) (Please see PAIR WEB site http://pair.uspto.gov for additional applicants):

Jack Boys, Greenland, NH;
Cole Haan LLC, Greenland, NH;
Ann Bono, Greenland, NH;
Aubert Shepherd, Greenland, NH;
Mattias Verfl, Greenland, NH;

The United States represents the largest, most dynamic marketplace in the world and is an unparalleled location for business investment, innovation, and commercialization of new technologies. The USA offers tremendous resources and advantages for those who invest and manufacture goods here. Through SelectUSA, our nation works to encourage and facilitate business investment. To learn more about why the USA is the best country in the world to develop technology, manufacture products, and grow your business, visit SelectUSA.gov.