LegalMetric District Report
Texas Eastern District Court
in Patent Cases

January 2000-July 2025

This report contains confidential and proprietary information of LegalMetric, Inc. Use of this information by anyone other than the purchaser or, if the purchaser is a law firm, the purchaser's client, or disclosure of this information to persons other than the purchaser or, if the purchaser is a law firm, the purchaser's client, without the consent of LegalMetric, Inc. is prohibited.

The information contained in this report is obtained from the official docket records of the federal courts. No attempt has been made to correct that data. For example, cases may be misclassified in the official docket records. In addition, cases are classified only by the primary cause of action. Cases having multiple causes of action are analyzed only under the primary cause of action identitied on the official court docket.

LegalMetric, Inc. is not a law firm, does not provide legal advice, and is not engaged in the practice of law. No attorney-client relationship exists between LegalMetric, Inc. and any user of its products. LegalMetric provides statistical and analytical information to anyone who desires to purchase that information. Any purchaser of LegalMetric products who wants legal advice should hire an attorney.

FEDEX 1120
Fedex Corp. v. Valtrus Innovations Ltd.
IPR2026-00060

Overview

This report covers the patent cases of the active judges in the Texas Eastern District Court as of July 2025 (the date of the most recent LegalMetric docket download for this court). Cases of inactive judges are not included.

The number of cases, judgments, contested judgments, and trials for this court are shown below.

	Number
Total Cases	14031
Open Cases	1078
Closed Cases	12954
Judgments	472
Contested Judgmnts	337
Trials	150
Bench	11
Jury	139

The overall win rate, contested win rate, and trial win rate for the patentee are shown to the right and the corresponding times to termination are shown below. Contested win rates do not include consent and default judgments.

	Months
All Cases	9.1
Judgments	22.2
Contested	25.1
Trial	32.1
Bench	34.8
Jury	31.9

Patentee and Accused Infringer Overall Win Rate by Year

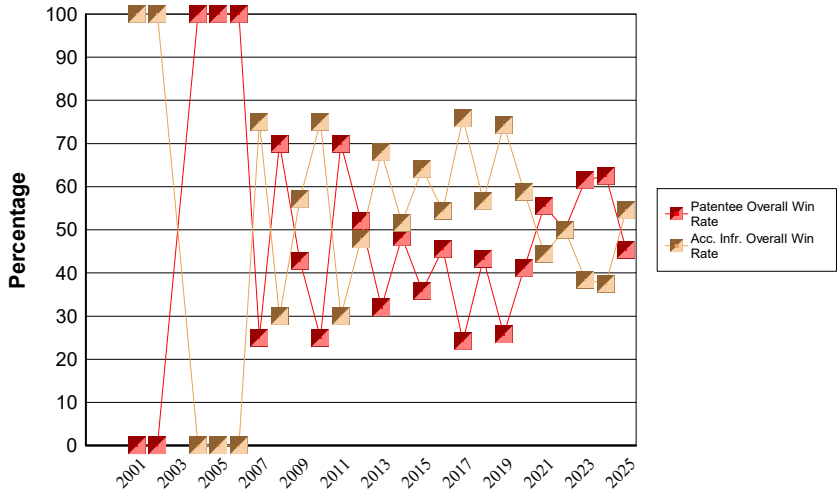

	Pat. Win Rate
Overall	42.5
Contested	27.7
Trial	61.0
Bench	63.6
Jury	60.8

	Accused Win Rate
Overall	57.5
Contested	72.3
Trial	39.0
Bench	36.4
Jury	39.2

Color Scheme: Red in the tables indicates a win rate more than 10% more favorable to the ACCUSED INFRINGER, or a pendency time at least 6 months SLOWER than the national average. Yellow indicates a win rate from 0% to 10% more favorable to the ACCUSED INFRINGER, or a pendency time from 0 to 6 months SLOWER than the national average. Bright (lime) green indicates a win rate from 0% to 10% more favorable to the PATENTEE, or a pendency time from 0 to 6 months FASTER than the national average. And dark green indicates a win rate more than 10% more favorable to the PATENTEE than the national average, or a pendency time over 6 months FASTER than the national average.

Average Time to Termination by Judgment

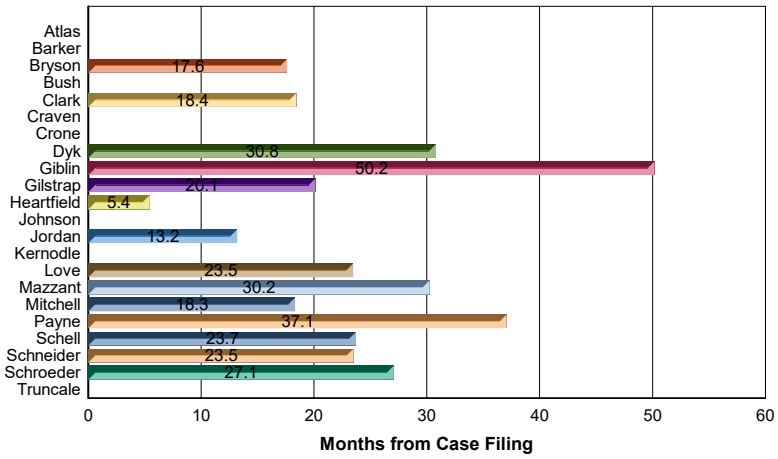

Larger Version in Body of Report

The average and median award amounts for this district are:

Average: $56,253,549
Median: $10,553,565

Appeals:

	Number of Appeals	Complete Affirmance Rate
Total	230	65.9

Jury Verdict
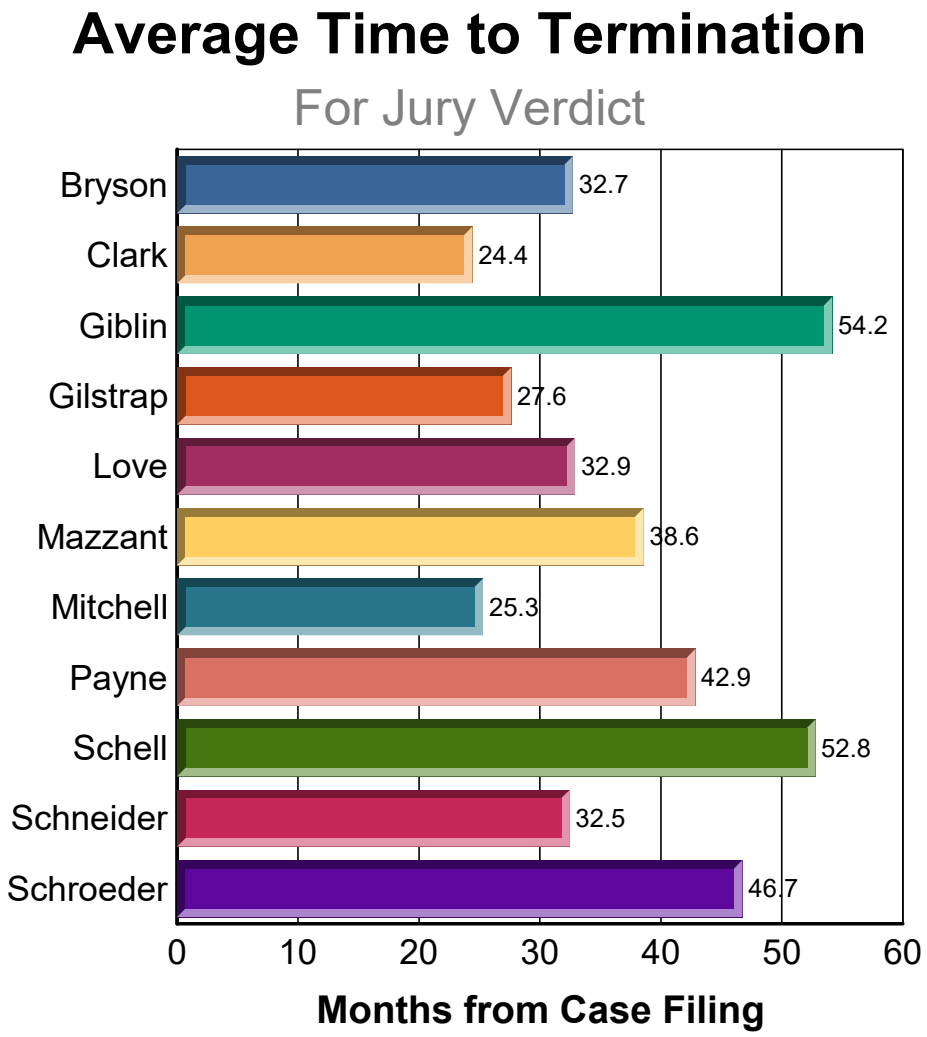
The number of Jury Verdict outcomes and the average time to termination by that outcome are shown below for the district and for each judge who has at least one such outcome.