NORAC
OPERATING RULES

FOURTH EDITION
Effective January 1, 1993

NORAC MEMBER RAILROADS

Full Members

Bay Colony Railroad (BCLR)
Consolidated Rail Corporation (Conrail)
Delaware and Hudson Railway Company (D&H)
Guilford Transportation Industries (GTI)
National Railroad Passenger Corporation (Amtrak)
New Jersey Transit Rail Operations (NJT)
New York, Susquehanna and Western Railway Corp. (NYS&W)
Providence and Worcester Railroad Company (P&W)
Southeastern Pennsylvania Transportation Authority (SEPTA)

Associate Members

Genesee Valley Transportation
Lackawanna Railway, Incorporated (LRWY)
Maine Coast Railroad Corporation (MC)
Massachusetts Central Railroad (MCER)
Morristown and Erie Railway (M&E)
National Park Service (NPS)
North Shore Railroad (NSHR)
Pocono Northeast Railway (PNER)
Reading, Blue Mountain and Northern Railroad (RBM&N)
Somerset Railroad (SOM)

Wabtec v. Railware, Inc.
IPR2026-00135
EX2029 - 0001

INTRODUCTION

These rules govern the operation of the railroads listed on the previous page, each of which is a member of the Northeast Operating Rules Advisory Committee (NORAC). They apply equally to all railroad employees when they are working on a NORAC member railroad's property. These rules must be observed by all employees whose duties are in any way affected by them.

Use of the male gender throughout these rules is for convenience and clarity only. All rules apply equally to male and female personnel.

The following craft titles have been shortened to reflect common usage:

"Operator" refers to the Block Operator, Train Director, Leverman, or Dispatcher when operating interlocking or controlled point appliances.

"Dispatcher" refers to the Train Dispatcher.

TABLE OF CONTENTS

	PAGE
Terminology, Definitions, and Authorized Abbreviations	2
General Rules	9
Reporting for Duty	14
Miscellaneous Signals	15
Tampering	28
Inspection of Equipment	28
Movement of Trains	31
Protection of Trains	44
Movement Permit Form D	56
General Signal Rules	63
Signal Aspects and Indications	66
Form D Control System	92
Automatic Block Signal System	98
Cab Signal System	102
Interlockings and Controlled Points	109
Radios and Telephones	114
Movement of Track Cars	119
Dispatchers	123
Operators	126
Train Service Employees	129
Engine Service Employees	130
Yardmasters	132
Station Masters and Assistant Station Masters	133
Foremen and Track Car Drivers	133
Index	135
Form D Illustration	145

EX2029 - 0003

TERMINOLOGY, DEFINITIONS, and AUTHORIZED ABBREVIATIONS

Abbreviations included in parentheses are authorized for use in Timetables, Bulletin Orders, and Form D's.

ABSOLUTE BLOCK: A block that must not be occupied by more than one train.

AUTOMATIC BLOCK SIGNAL: A block signal that is activated either by track circuit or in conjunction with interlocking or controlled point circuits. This block signal automatically indicates track condition and block occupancy.

AUTOMATIC BLOCK SIGNAL SYSTEM (ABS): A block signal system in which the use of each block is governed by an automatic block signal, cab signal, or both.

AUTOMATIC TRAIN STOP (ATS): A device on an engine which will cause a penalty application of the brakes if the Engineer fails to acknowledge a cab signal change to a more restrictive indication.

AVENUE (Ave)

BLOCK: A length of track with defined limits on which train movements are governed by block signals, cab signals or Form D.

BLOCK SIGNAL: A fixed signal displayed to trains at the entrance of a block to govern use of that block.

BLOCKING DEVICE: A lever, plug, ring, or other method of control that restricts the operation of a switch or signal.

BLOCKING DEVICE APPLIED (BDA)

BLOCKING DEVICE REMOVED (BDR)

BLUE SIGNAL: A clearly distinguishable blue flag, blue light or blue tag by day, or a blue light or blue tag by night. When displayed, it signifies that workers are on, under or between equipment.

BULLETIN ORDER (BO): A publication used to notify employees of changes to rules, procedures, or other

instructions affecting the movement of trains. Bulletin Orders are issued periodically by the designated officer.

CAB SIGNAL: A signal that is located in the engine control compartment and which indicates track occupancy or condition. The cab signal is used in conjunction with interlocking signals and with or in lieu of block signals.

CAB SIGNAL SYSTEM (CSS)

CAMP CAR: Any on-track vehicle, except a wreck train, that is used to house railroad employees.

CAR SHOP REPAIR TRACK AREA: One or more tracks within an area in which the testing, servicing, repairing, inspecting, or rebuilding of cars is under the exclusive control of mechanical department personnel.

CONDUCTOR (Cndr)

CONDUCTOR and ENGINEER (C&E)

CONTROL STATION: The Dispatcher's office or the location where the Operator is on duty, from which remote control signal appliances or switches are operated.

CONTROLLED POINT (CP): A station designated in the Timetable where signals are remotely controlled from the control station.

CONTROLLED SIDING (CS): A circuited siding in which both ends are controlled and governed by signals under the control of a Dispatcher or an Operator.

CONTROLLED SIGNAL: A fixed signal, capable of displaying Stop indication, that is controlled by a Dispatcher or an Operator.

CROSSOVER: A combination of two switches connecting two adjacent tracks. When lined, this switch combination allows movements to cross from one track to the other.

CURRENT OF TRAFFIC: The assigned direction of movement on a Rule 251 main track, as specified in the Timetable.

DCS SIDING: A track adjacent to a main track, designated by Special Instruction and used for the meeting or passing of trains and/or the storage of cars. The DCS siding is under the control of the Dispatcher.

DCS SIDING LIMITS: The track between the extreme switches of the siding that provide access to the main track. If these switches are interlocked, the limit of the siding extends only to the home signal.

DERAIL: A track safety device designed to guide a car off the rails at a selected spot as a means of protection against collisions or other accidents.

DISPATCHER (Dspr)

DISTANT SIGNAL: A fixed signal used to govern the approach of a train to a home signal.

DIVISION: That portion of the railroad system assigned to the supervision of a Superintendent.

DIVISION NOTICE (DN): A publication issued periodically by the designated officer, which contains instructions or information which do not affect the movement of trains.

DUAL CONTROL SWITCH: A power-operated switch also equipped for hand operation.

EFFECTIVE LOCKING DEVICE: A switch padlock that is vandal and tamper resistant, and can be unlocked only by the class, group or craft of employees that applied it.

ELECTRICALLY LOCKED SWITCH: A hand-operated switch equipped with an electrically controlled device that restricts the movement of the switch.

ENGINE (Eng): A unit or combination of units propelled by any form of energy and operated from a single control, used in train or yard service. The word "engine" may also be used to identify control cars.

ENGINE SERVICING TRACK AREA: One or more tracks within an area in which the testing, servicing, repairing, inspecting, or rebuilding of engines is under the exclusive control of mechanical department personnel.

ENGINEER (Engr)

EXTRA TRAIN: A train not designated by a Timetable schedule.

FIXED SIGNAL: A signal at a fixed location that affects the movement of a train.

FOREMAN (Frm)

FORM D CONTROL SYSTEM (DCS): A block system, signalled or nonsignalled, in which the movement of trains outside of yard limits is authorized by Form D.

FREIGHT (Frt)

GENERAL ORDER (GO): A publication used to summarize changes to the Timetable and other instruction manuals. General Orders contain revision pages for the Timetable and are issued periodically by the designated officer.

HOME SIGNAL: A fixed signal governing the entrance to an interlocking.

INDUSTRIAL TRACK (Ind): A track other than a main track, running track, siding or yard track, upon which movements must be made at Restricted Speed.

INTERLOCKING (Int): An interconnection of signals and signal appliances such that their movements must succeed each other in a predetermined sequence, assuring that signals cannot be displayed simultaneously on conflicting routes. Interlocking rules are in effect in an interlocking.

INTERLOCKING APPLIANCES: The parts of an interlocking that are capable of movement—switches, derails, locks, movable point frogs, movable bridges, etc.

INTERLOCKING LIMITS: The tracks between the opposing home signals of an interlocking.

INTERLOCKING SIGNALS: The fixed signals of an interlocking.

INTERLOCKING STATION: A location from which an interlocking is operated.

JUNCTION (Jct): A location designated by the Timetable where two or more railroad lines converge.

MAIN TRACK: A track designated by Timetable upon which train movements are authorized by ABS, DCS, or Interlocking rules.

MAINTENANCE OF WAY (MW)

MARKER: A reflector, flag, or highly visible marking device, in the red-orange-amber color range, affixed to the rear of a train to indicate that the train is complete.

MILE POST (MP)

MILES PER HOUR (MPH)

MOVABLE POINT FROG: A frog with a moving alignment, allowing open flangeway for train movement.

MOVEMENT PERMIT FORM D: A form containing written authorization(s), restriction(s), or instruction(s) issued by the Dispatcher to specified individuals.

NUMBER (No.)

OCCUPIED CAMP CAR SIGNAL: A white circular sign with black letters, which must be supplemented by a white light at night. When displayed, it signifies that employees are in, around, or in the vicinity of camp cars.

OPERATOR (Opr)

PANEL BLOCKING DEVICE APPLIED (PBDA)

PANEL BLOCKING DEVICE REMOVED (PBDR)

PASSENGER (Psgr)

PILOT: An employee assigned to a train or track car when the Engineer, Conductor or Track Car Driver is not qualified on the physical characteristics or the operating rules of the territory to be traversed.

RETURN MOVEMENT: The movement of an uncoupled engine (or engines) or leading portion of a train, directed back toward the remaining stationary portion of the same train.

REVERSE MOVEMENT: A movement opposite the direction previously authorized.

RULES-IN-EFFECT: The specific operating rule or group of operating rules that govern the use of tracks, as designated by the Timetable.

RUNNING TRACK: A designated track on which movements may be made by signal indication or at Restricted Speed under the authority of an employee designated in the Timetable.

SCHEDULE: The part of the Timetable that prescribes direction, number, frequency, and times for movement of designated trains.

SCHEDULED TRAIN: A train designated by Timetable Schedule.

SIDING: A track adjacent to a main track and used for meeting or passing trains.

SIGNAL (Sig)

SIGNAL ASPECT: The signal appearance, which conveys an indication as viewed either: (1) from the direction of an approaching train, or (2) on the cab signal display unit in the engine control compartment.

SIGNAL INDICATION: The required action conveyed by the aspect of a signal.

SPECIAL INSTRUCTION (SI)

SPEED CONTROL: A device on an engine which will cause a penalty application of the brakes if the Engineer fails to reduce the train's speed to the speed required by the cab signal indication.

SPEEDS:

NORMAL SPEED: The maximum authorized speed.

LIMITED SPEED: For passenger trains, not exceeding 45 MPH; for freight trains, not exceeding 40 MPH.

MEDIUM SPEED: Not exceeding 30 MPH.

SLOW SPEED: Not exceeding 15 MPH.

RESTRICTED SPEED: Prepared to stop within one-half the range of vision—short of a train, obstruction, or switch improperly lined. Be on the lookout for broken rail. Speed must not exceed 20 MPH outside interlocking limits, or 15 MPH within interlocking limits. This speed applies to the entire movement.

STATION: A place designated on the station pages of the Timetable by name.

STREET (St)

SWITCH (Sw)

TEMPORARY BLOCK STATION (TBS): A manned station that is established by Bulletin Order or Form D to control the movement of trains.

TIMETABLE: A printed booklet that contains schedules and/or special instructions affecting the movement of trains.

TRACK (Trk)

TRACK CAR (TC): Equipment, other than trains, operated on a track for inspection or maintenance. Track cars might not shunt track circuits.

TRAIN: An engine with or without cars.

YARD: A system of tracks used for the making up of trains and storing of cars. Movements in a yard must be made at Restricted Speed.

YARD LIMITS: The main track area between Yard Limit signs as designated in the Timetable. Movements within Yard Limits are governed by Rule 93.

GENERAL RULES

A. Required Books

Employees must maintain and have with them while on duty a copy of the following:

1. The Operating Rules and Timetable, if their duties are affected by them.
2. The Safety Rules for their department.
3. The Hazardous Materials Instructions, if they are involved in the shipment of hazardous materials.
4. The Air Brake Instructions, if their duties are affected by them.

B. Rules and Special Instructions

Employees must be familiar with and obey all rules and special instructions that relate to their duties. If in doubt as to the meaning or application of a rule or special instruction, an employee must request an explanation from the proper authority.

C. Required Examinations

Employees whose duties require them to be qualified on the Operating Rules and Timetable must pass the required examinations. These employees must be re-examined on the Operating Rules annually, or as required at other times by a proper authority.

Employees will be given a written examination on the Operating Rules and must obtain a score of at least 85%. When reporting for the examination they must present their Operating Rules book, Timetable and other instructions for inspection. Employees who fail this examination must take a second examination within thirty days. Employees who fail the second examination, or who fail to be re-examined within 30 days, will not be qualified to perform service.

When an employee passes a physical characteristics examination, the territory on which the employee is qualified must be shown on the "Qualified for Service" page of the employee's Timetable, if provided.

EX2029 - 0011

D. Employee Conduct

Employees must devote themselves exclusively to the Company's service while on duty. They must render every assistance in their power in carrying out the rules and special instructions, and promptly report any violation to the proper official.

To remain in service, employees must refrain from conduct that adversely affects the performance of their duties, other employees, or the public. Employees must also refrain from conduct that discredits the Company.

Acts of insubordination, hostility or willful disregard of the Company's interest are prohibited.

E. Prohibited Behavior

The following behaviors are prohibited:

1. While on duty or on company property: Gambling, fighting or participating in any illegal, immoral or unauthorized activity.
2. When required to perform service: Sleeping or assuming the attitude of sleep. Having or using a television, radio, or similar device, other than those provided for railroad operations. Card playing or reading other than Company instructions.
3. Solicitation of gratuities from patrons.

F. Reporting Unusual Conditions

Accidents, defects, vandalism or any unusual conditions that may affect the movement of trains must be reported to the proper authority by the quickest available means of communication.

G. Drugs and Alcohol

Employees are prohibited from engaging in the following activities while on duty or reporting for duty:

1. Using alcoholic beverages or intoxicants, having them in their possession, or being under their influence.
2. Using or being under the influence of any drug, medication, or other controlled substance—including prescribed medication—that will in any way adversely affect their alertness, coordination, reac-

tion, response or safety. Employees having questions about possible adverse effects of prescribed medication must consult a Company medical officer before reporting for duty.

3. Illegally possessing or selling a drug, narcotic or other controlled substance.

An employee may be required to take a breath test and/or provide a urine sample if the Company reasonably suspects violation of this rule. Refusal to comply with this requirement will be considered a violation of this rule and the employee will be promptly removed from service.

H. Smoking

Employees on duty in or about passenger stations or passenger trains are prohibited from using tobacco while serving patrons or while in their presence. Smoking in engines, except in cabs, is prohibited.

I. Fire Precautions and Alarms

Employees must use every precaution to prevent fires.

Employees must read the instructions printed on fire extinguishers at their work location and become familiar with their use.

The Dispatcher must be notified promptly when any fire is observed on or near Company property. An alarm must be given immediately when a fire is detected, and employees must take action with any available equipment to subdue the fire until assistance arrives.

Instructions governing the use of fire fighting equipment are posted in diesel engines. When it is necessary to use this equipment, a report must be furnished on the prescribed form.

J. Uniforms; Grooming

Employees required to wear a uniform must wear the prescribed uniform and shall maintain a presentable appearance at all times.

K. Courtesy Towards Public and Patrons

To avoid annoyance to patrons and the public, employees authorized to transact business in offices, stations, and on or about trains must be courteous and orderly.

EX2029 - 0013

L. Protecting Company Affairs and Property

The divulging of the Company's business affairs to persons other than those authorized to receive such information is prohibited.

Company property must be protected. If Company property is endangered, employees must unite to protect it. Misplaced articles and freight found on Company equipment or property must be cared for and reported promptly.

It is prohibited to abuse, misuse, deface, or deliberately damage or destroy Company property, tools, or equipment.

Employees must keep switch keys in secure places, and must not allow unqualified or unauthorized persons to use or gain possession of these keys.

The unauthorized possession, removal, or disposal of any material from railroad property or property served by the railroad is prohibited.

Unauthorized persons must not be allowed on company property or equipment at any time.

M. Corrective Lenses

Employees whose duties require them to distinguish the color or position of signals and who require the use of corrective lenses will be governed as follows:

1. They must wear such corrective lenses while performing their duties.
2. Employees who require corrective lenses for distance vision must have an extra pair with them while on duty.
3. Employees whose vision requires the use of corrective lenses will be examined only while wearing the proper corrective lenses. They will not be examined unless they have the proper number of pairs of corrective lenses with them at the examination.
4. Goggles with corrective lenses must be rigid frame type and will be considered the same as corrective lenses.
5. Employees may wear neutral gray tinted sunglasses when exposed to direct rays or glare of the sun.

6. Employees are prohibited from wearing light-activated tinted eyeglasses.

N. Complying with Rules, Orders, and Instructions

Employees on duty on any division or railroad must comply with the orders and instructions of that division or railroad, unless otherwise directed.

O. Maintaining Workplace

Employees must keep their workplace in a neat and orderly condition.

P. Operating Engines

Only a qualified employee or a trainee under the personal supervision of a qualified employee is permitted to operate an engine.

Q. Hours of Service

Employees subject to the Federal Hours of Service Act must familiarize themselves with the Act and comply with its requirements. They must not exceed the maximum hours permitted by law unless authorized by the Dispatcher.

An employee who is called to report for duty before his legal rest period has expired must report that fact to the person ordering him to report.

Engine and train crews must notify the appropriate Dispatcher or other designated supervisor 3 hours before their legal work period expires.

R. Injuries on Railroad Property

Initial medical assistance should be afforded to all persons injured on railroad property.

A report of such occurrences must be made promptly to the designated officer, followed by a full written report on the prescribed form. Names and addresses of all witnesses should be obtained.

When persons are injured by appliances on engines or cars, or by tools or machinery, such equipment must be immediately inspected. If defective, the equipment must be properly identified as such, protected, and removed from service.

S. Safety; Following the Safe Course

Safety is of first importance. These rules provide for a safe and efficient operation. In case of doubt, the safe course must be followed.

T. Reporting for Duty; On Call

Employees must report for duty at the required time.

Employees subject to call must not leave their usual calling place without notice to those required to call them.

Employees must not absent themselves from duty or leave their assignment or engage a substitute to perform their duties without permission of a designated officer.

Employees must give immediate written notice of change in residence or telephone number to a designated officer.

REPORTING FOR DUTY

1. General Orders, Bulletin Orders, Division Notices

When reporting for duty, employees whose duties are affected by General Orders, Bulletin Orders and Division Notices must familiarize themselves with those instructions pertaining to any portions of the territory on which they are qualified or ordered to operate. They must have a copy of each General Order, Bulletin Order and Division Notice with them while on duty.

At locations specified in the Timetable, employees reporting for duty must examine the Bulletin Board, then sign the Employees Register.

An employee must contact the Dispatcher if:

1. He does not have a copy of the current information affecting the movement of his train. **or**
2. He reports for duty at a location where no Employees Register is located.

The Dispatcher must inform the employee of all information affecting the movement of his train. The receiving employee must record this information.

When a Bulletin Order or Division Notice is issued after the summary, a designated employee assigned to the Dispatcher's office must ensure that such information is properly posted at each Bulletin Board location. The Dispatcher must not consider these Bulletin Orders or Division Notices in effect at a Bulletin Board location until informed that the Bulletin Order or Division Notice is properly posted.

General Orders, Bulletin Orders and Division Notices will be numbered consecutively, prefixed by the number of the current Timetable, and will contain a subheading indicating the territory in which they apply.

2. Standard Time, Standard Clocks

Standard Time will apply, and standard clocks should indicate the correct time. The employee assigned to check clocks at a location must set clocks to the correct time, if necessary, once each day the office is open.

3. Correct Time

Employees whose duties are affected by the Timetable must use a reliable watch. Before starting each tour of duty they must set their watch with a standard clock.

If they do not have access to a standard clock, they must compare watches with another employee who has determined the correct time.

MISCELLANEOUS SIGNALS

10. Proper Equipment for Signalling

Employees whose duties may require them to give signals must provide themselves with the proper equipment. They must keep this equipment in good order and ready for immediate use.

A train or track car must not be operated without a red flag, white light, and at least 6 fusees. Trains must have at least 6 torpedoes in addition to these other items.

EX2029 - 0017

11. Flags and Lights: Periods of Display

Flags of the prescribed color must be used by day and lights of the prescribed color used by night.

12. Day and Night Signals

Day signals must be displayed from sunrise to sunset, but if day signals cannot be plainly seen, night signals must be used. Night signals must always be used from sunset to sunrise.

The following signals will be used by employees performing flagging duties:

Day Signals: A red flag, torpedoes and fusees.

Night Signals: A white light, torpedoes and fusees.

13. Hand Signals

Hand Signals must be given from a point where they may be plainly seen, in a manner that can be understood and sufficiently ahead of time to permit the train to comply.

Movement must be stopped if:

1. There is doubt concerning the meaning of a signal. **or**
2. There is doubt for whom the signal was intended. **or**
3. The signal disappears from view.

Any object waved violently by anyone on or near the track is a signal to stop.

While handling a crane at a derailment, an engine must not be moved until:

1. The proper hand signal with green flag or green light is received. **or**
2. Positive instructions in accordance with radio rules are clearly understood.

If a train has one engine unit, signals to the Engineer must be given according to the way the unit is headed. If a train has more than one engine unit, and they are headed in opposite directions, no movement will be made until the Conductor has an understanding with his crew.

Hand signals, with or without a flag or lamp, must be given as follows:

(a)

Stop

Swung horizontally at right angle to the track.

(b)

Reduce Speed

Held horizontally at arm's length.

(c)

Proceed

Raised & lowered vertically.

(d)

Back

Swung vertically in a circle at half arm's length, at right angle to the track.

(e)

Apply Air Brakes

Swung horizontally above the head, when train is standing.

(f)

Release Air Brakes

Held at arm's length above the head, when train is standing.

(g)

Drop or Raise Pantograph

Swung vertically in a circle at full arm's length, at right angle to the track.

14. Unattended Fusees

If a train on a main track or controlled siding encounters an unattended fusee burning on a main track or controlled siding, or on a track next to a main track or controlled siding, it must stop. It must then proceed at Restricted Speed until the head end is 1 mile beyond the fusee.

A train must not be stopped over a burning fusee if it can be avoided. If so stopped and the train cannot be moved, the fusee must be extinguished.

Fusees must not be placed on bridges or other structures that are liable to be damaged by fire.

15. Torpedoes

The explosion of 2 torpedoes is a signal to proceed at Restricted Speed until the head end is 1 mile beyond the signal. If only 1 torpedo is heard, it must be treated the same as 2.

Torpedoes must not be placed on public crossings or near passenger stations.

16. Blue Signal Protection of Workers

This rule prescribes the procedures for the protection of railroad workmen who work on, under or between equipment. "Workmen" refers to one or more employees assigned to inspect, test, repair, or service engines and/or cars. Train and Engine Service Employees are excluded except when assigned to perform work on equipment that is not part of movement they have been called to operate.

a. Restrictions

Once a Blue Signal has been displayed, the following restrictions apply:

1. The equipment must not be coupled to or moved.

EXCEPTION: When under the direction of the employee in charge of the workmen, engines may be repositioned within an Engine Servicing Track Area, and cars may be repositioned within a Car Shop Repair Track Area. Employees on the affected track must be informed of the movement, and Blue Signals must be removed from the equipment to be repositioned or coupled. The Blue Signals need not be removed from the switches or derails providing access to the track.

2. Other equipment must not be placed on the same track in a manner that will reduce or block the view of a Blue Signal.
3. Equipment must not pass a displayed Blue Signal.
4. Only a person of the same group or craft that displayed the signals may remove it, after all the workmen are clear.

b. Responsibilities of Workmen

Before going on, under, or between engines and/or cars, workmen must take the actions prescribed below. Each craft or group of workmen must display their own Blue Signals.

If the equipment is on a track other than a main track or controlled siding:

1. Attach a Blue Signal to the controlling engine(s) at a location where it will be clearly visible to an employee at the controls of that engine.
2. Line each hand-operated switch providing access to the track against movement to the track and lock each switch with an effective locking device.

EXCEPTION: A derail locked in derailing position with an effective locking device may substitute for the hand-operated switch requirement. The derail must be positioned no less than 150 feet from the end of the equipment, except as follows; when equipment is in an Engine Servicing Track Area or a Car Shop Repair Track Area, where maximum authorized speed is not more than 5 MPH, the derail must be positioned no less than 50 feet from the end of the equipment.

3. Display a Blue Signal at each of the hand-operated switch and/or derail locations mentioned above.

4. Request and receive protection from the employee controlling any remotely controlled switches that provide access to the track. This procedure also applies to hump yard classification tracks where employees couple air hoses or adjust coupling devices.

If the equipment is on a main track or controlled siding:

1. Display a Blue Signal at each end of the equipment.
2. Attach a Blue Signal to the controlling engine(s) at a location where it will be clearly visible to an employee at the controls of that engine.

c. Responsibilities of Employee Controlling Remotely Controlled Switches

When requested to provide protection, the employee in charge of remotely controlled switches providing access to the track on which the equipment is located must line the switches against movement to the track and apply blocking devices. The employee must not remove the blocking devices until informed by the employee in charge of the workmen that the work has been completed. The employee controlling the switches must immediately make a written record on the prescribed form of the application and removal of the blocking device protection. This record must be retained for 15 days following the date of removal.

d. Blue Signal Unavailable

When emergency repair work is to be done on, under, or between engines and/or cars, and a Blue Signal is not available, the Engineer must be notified. The Engineer must take three actions:

1. Apply the brakes.
2. Place the reverser lever in neutral position or the controller in off position.
3. Open the generator field and/or control switch where equipped.

The Engineer must maintain this protection until notified by the employee who requested it that the protection is no longer required.

e. Markers

Blue Signal Protection must be provided for workmen when they are:

1. Replacing, repositioning or repairing markers, and the rear of the train is on any track.
2. Inspecting markers by repositioning the activation switch or covering photoelectric cell, and the rear of the train is on a track other than a main track or controlled siding.

17. Protection of Occupied Camp Cars

This rule prescribes the procedures for the protection of railroad employees when they are in, around, or in the vicinity of camp cars parked for the purpose of housing them. This rule does not apply to camp cars while the cars are in a train.

a. Restrictions

Once an Occupied Camp Car Signal has been displayed, the following restrictions apply:

1. The camp cars must not be coupled to or moved.
2. Equipment must not be placed on the same track in a manner that reduces or blocks the view of the signal.
3. Equipment must not pass the signal.
4. Only a designated occupant of the camp cars or his immediate supervisor may remove the signal.

b. Responsibilities of Camp Car Occupant/ Supervisor

When camp cars are parked on a track for the purpose of housing railroad employees, a designated occupant of the camp cars or his immediate supervisor must take the following action as soon as the engine has been detached from the camp cars:

If the camp cars are parked on a track other than a main track or controlled siding:

1. Notify the employee in charge of the track on which the camp cars are parked.
2. Line each hand-operated switch providing access to the track against movement to the track; spike and lock each switch with an effective locking device.

EXCEPTION: A derail locked in derailing position with an effective locking device may substitute for the hand-operated switch requirement. The derail must be positioned no less than 150 feet from the end of the camp cars where maximum authorized speed is greater than 5 MPH, and no less than 50 feet from the camp cars where maximum authorized speed is not more than 5 MPH.

3. Request and receive protection from the employee controlling any remotely controlled switches that provide access to the track.
4. Display an Occupied Camp Car Signal at each of the switch and/or derail locations mentioned above.

If the camp cars are parked on a main track or controlled siding:

1. Notify the employee in charge of the track on which the camp cars are parked.
2. Position a derail locked in the derailing position with an effective locking device no less than 150 feet from the end of the camp cars.
3. Line each hand-operated switch providing access to the track against movement to the track; spike and lock each switch with an effective locking device.
4. Request and receive protection from the employee controlling any remotely controlled switches that provide access to the track.
5. Display an Occupied Camp Car Signal at each of the switch and/or derail locations mentioned above.

When camp cars are to be moved:

1. Notify camp car occupants.
2. Remove spikes, locks, derails, and Occupied Camp Car Signals.
3. Notify the employee in charge of the track.
4. Notify the employee controlling the remotely controlled switches providing access to the track.

c. Responsibilities of Employee Controlling Remotely Controlled Switches

When requested to provide protection, the employee controlling remotely controlled switches providing access to the track where camp cars are parked must

line the switches against movement to the track and apply blocking devices. The employee must not remove the blocking devices until the person in charge of the camp car occupants advises him that protection is no longer required. The employee controlling the switches must record the time, date, track, craft and employee names when the track is reported occupied and released. This record must be maintained for 15 days following the date of removal.

18. Horn Signals Used by Dispatchers or Operators

The following are horn signals that may be used by Dispatchers or Operators at interlockings or other designated points. The signals are illustrated by "o" for short sounds and " — " for long sounds.

SOUND	INDICATION
(a)—	All movements within interlocking limits must stop immediately.
(b)oo	Normal movement may be resumed after receiving the proper signal or permission of Operator.
(c)ooo	Whistle or Horn test.
(d)oooo	Signal maintainer must call the Dispatcher or Operator.
(e)ooooo	Electric traction employee must call the Dispatcher or Operator.
(f) oooooo	Trackman must call the Dispatcher or Operator.

(g) A bell, horn, white light or oscillating white light at remotely controlled signals and interlockings indicates that any employee, except on moving trains, must immediately communicate with the Dispatcher or Operator.

19. Engine Whistle or Horn Signals

The following are engine whistle or horn signals. The signals are illustrated by "o" for short sounds and " — " for long sounds. The sound of the whistle or horn should be distinct, with intensity and duration proportionate to the distance the signal is to be conveyed. The unnecessary use of the engine whistle or horn is prohibited.

Engine whistle or horn signal must be sounded as follows:

SOUND	INDICATION
(a)—	Crew members apply brakes.
(b)— — o —	1. Approaching public crossing at grade and at a whistle post indicating "W" or "W/MX." This signal is to be prolonged or repeated until engine or train is on the crossing, or, where multiple crossings are involved, until the last crossing is occupied. The whistle or horn must not be sounded at a whistle post indicating "W/R," except in case of emergency. 2. Approaching locations where workers may be at work on tracks, bridges and other points. 3. Approaching and passing standing trains.
(c) Succession of short sounds	Alarm for person or animal on or about the track.
(d) —o	**When running against the current of traffic:** 1. Approaching stations, curves, or other points where view may be obscured. 2. Approaching passenger or freight trains; when passing freight trains. 3. Preceding 19(b), (1) and (2).
(e) ooo	1. When standing: warning or acknowledgment that the train is to back up. 2. When running: acknowledgement that the train is to stop at next passenger station.
(f) oo	1. Acknowledgment of a Stop Signal other than a fixed signal.

SOUND	INDICATION
	2. Acknowledgment of any other signal not otherwise provided for.
(g) oooo	Call for signals.
(h) — — — —	Member of crew providing protection may return.

20. Engine Bell

If a train is equipped with an engine bell, it must be sounded:

1. When the engine is about to move.
2. When running through tunnels.
3. While approaching and passing public crossings at grade.
4. When passing a train standing on an adjacent track.
5. In an emergency.

In cases where a momentary stop and start, forward and backward movement is part of a switching operation that does not involve movement over a public crossing at grade, the engine bell need not be sounded.

21. Communicating Signal Appliance

Each car of a passenger train will be connected with the engine by a communicating signal appliance. The following are communication signals. The signals are illustrated by "o" for short sounds and " — " for long sounds.

SOUND	INDICATION
(a) —	When running, stop at once.
(b) —	When standing, apply or release brakes.
(c) oo	When standing, start.
(d) ooo	When standing, back up.
(e) ooo	When running, stop at next passenger station.
(f) oooo	When standing, brakes have applied and released on rear car. Brake test completed.

EX2029 - 0027

When the communicating signal appliance is inoperative and cannot be put in service without delay, the train may proceed after the Conductor and Engineer have an understanding as to how the train is to be operated.

22. Headlight

The headlight facing the direction of movement on every train and engine must be displayed brightly by day and night.

The headlight must be dimmed:

1. While standing or passing through yards where other engines are working.
2. When approaching a station where a Form D is to be received.
3. When approaching junctions or terminals.
4. When standing or moving on a main track at meeting points.
5. When standing or when approaching another train operating in the opposite direction in multiple track territory.

EXCEPTION: When approaching or passing over public crossings at grade, the headlight must not be dimmed.

If all headlight bulbs fail en route, the Engineer must take the following actions:

1. Illuminate all external engine lights that can be illuminated (except red strobe light).
2. Notify the Dispatcher as soon as practical.
3. Ring the engine bell continuously.
4. Sound the engine whistle or horn frequently.
5. Approach public crossings at grade not exceeding 25 MPH.
6. Reduce speed at other locations when required by the prevailing conditions not exceeding 50 MPH at night.

EXCEPTION: These restrictions do not apply when the train has operable ditch lights.

Engines in yard service must display the headlight to the front and rear, by day and by night. The headlight on the end coupled to cars may be extinguished.

23. White Light on Lead Car by Night

A white light must be displayed on the front of the lead-

ing car when cars are pushed by an engine at night, except when shifting or making up trains in yards.

24. Markers

On a main track or controlled siding outside of yard limits, the rear of a train must be identified by a marker as prescribed below:

a. Passenger Trains, Engines

Passenger trains, light engines and engines operating at the rear of a train must:

1. Be equipped with an illuminated marking device.

or

2. Have the rear headlight on low beam at all times.

b. Other Trains

Trains other than passenger trains must be equipped with an illuminated marking device under the following conditions:

1. From one hour before sunset until one hour after sunrise.
2. When the visibility is so restricted that the end silhouette of a box car cannot be seen from one-half mile on a straight track.

During other periods, a reflector, flag, or extinguished marking device may be used.

c. Illuminated Marking Device

When an illuminated marking device will be required en route, it must be tested before a train leaves its initial terminal. When the display of a marking device is required, proper functioning of the device must be confirmed at all crew change locations.

d. Failure of Marker En Route

If the marker fails while en route, the Dispatcher must be notified as soon as practical. The train may continue to the next point where the marker can be repaired or replaced.

TAMPERING

30. Tampering with Appliances and Other Equipment

Employees are prohibited from breaking seals on interlocking appliances or other equipment, except when specifically authorized to do so. Employees are prohibited from altering, nullifying or in any manner retricting or interfering with the normal intended function of any device or equipment on engines, cars or other railroad property, except when specifically authorized to do so.

In case of failure, or where seals are found to be tampered with, broken, missing, or authorized to be removed, a report must be made immediately to the Dispatcher, Yardmaster, or Enginehouse Foreman in charge of the territory where the defect is discovered.

INSPECTION OF EQUIPMENT

70. Inspection Before Departure

Conductors and Engineers must know that cars and engines in their train have been inspected. At points where cars that are to be picked up have not been previously inspected by a Car Inspector, train crews must determine that they are safe for movement.

Train crew members must inspect cars and engines for the following problems in particular:

1. Broken or cracked wheel.
2. Broken journal box.
3. Any indication of overheating of the journal box.
4. Broken roller bearing adapter.
5. Broken truck side frame.
6. Broken or missing truck springs.
7. Broken center sill.
8. Missing coupler carrier.
9. Broken coupler shank or split coupler head.
10. Broken coupler knuckle.

No attachment or part of a car may be hanging so low as to foul a road crossing or track structure.

Open top loads, including trailers and containers on flat cars, must not have lading shifted or securements loose or missing. Where train consist permits, open-top shiftable loads must not be placed next to an occupied engine or other occupied equipment.

Where the width or height of a car or lading appears close to clearance lines, the car may be moved only:

1. With authority of the Dispatcher. **or**
2. In accordance with Rule 119, "Equipment of Excessive Weight or Dimensions."

Freight cars picked up en route that are safe for movement and placarded with bad order cards may be forwarded to the point where repairs will be made. A copy of the bad order card must be attached to the proper billing.

All crew members must be informed of the presence of the defective car in the train and of any movement restrictions shown on the bad order card.

71. Flat Spots

If a flat spot on a wheel of a car or engine develops en route, a member of the crew must inspect it. Upon completion of inspection, the train will be governed as follows:

a. Proceed at Normal Speed:

The train may continue at Normal Speed if no other defects affecting movement are observed, AND if:

1. The flat spot is 2½ inches or less in length. **or**
2. If there are 2 adjoining spots, each is 2 inches or less in length.

b. Proceed at 10 MPH:

If a flat spot is found in excess of either of the above dimensions, but less than 4 inches, and no other defect is observed, two actions must be taken:

1. Speed must not exceed 10 MPH.
2. A report must be made promptly to the Dispatcher or Operator.

EX2029 - 0031

c. Remain Stopped:

If a flat spot of 4 inches or greater is found, the train must remain stopped until a report is made to the Dispatcher or Operator. When determined safe for movement, the Dispatcher (or Operator when authorized by the Dispatcher) will order the car or engine to be set out at the first available siding or terminal.

72. Inspection of Moving Trains

Employees must observe passing trains for defects and the display of headlights and markers. The improper display of headlights and markers must be reported to the train and the Dispatcher. Trains must be notified and stopped if any of the following defects are observed:

1. Hot Journal.
2. Sliding wheel.
3. Broken wheel.
4. Sticking brake.
5. Swinging door on freight car or trailer.
6. Open plug door.
7. Defective truck.
8. Dragging equipment.
9. Lading shifted over side or end of car.

If attention is called to a dangerous condition, the train must be promptly stopped, consistent with good train handling techniques. An inspection must be made and the Dispatcher notified. If defects cannot be corrected, cars unsafe for movement must be set out and a report made to the Dispatcher. This report must include the location where the billing is to be left. Conductors must report car defects on the prescribed form.

Crew members must frequently observe both sides of their train while moving, looking for hand signals and other indications of defects in train and track, especially at curves. When practical, crew members on moving trains must be in a position to inspect passing trains.

73. Train Inspection: Bridges Without Walkways

When a portion of a train is stopped on a bridge or trestle without a walkway, and a walking inspection of the train is required, crew members must take the following actions before moving the train:

trestle to confirm that there are no defects or conditions endangering train movement, **AND**

2. Confirm that air brakes on the rear of the train have released, **AND**
3. Position a crew member at the bridge or trestle to monitor the movement.

Once these actions have been taken, the train may move over the bridge or trestle at a maximum speed of 10 MPH. If the Engineer experiences difficulty or excessive amperage when attempting to start the movement, he must stop the movement and determine the cause.

MOVEMENT OF TRAINS

90. Delay of Train

The Dispatcher must be advised in advance of any known condition that will delay a train or prevent it from making Normal Speed.

When a train is delayed, the Conductor or Engineer (or other member of crew when instructed by the Conductor) must determine the cause as soon as the safety of their train will permit. As soon as practical, the Dispatcher or Operator must be informed.

91. Starting of Train

A train must not start until the Conductor has given or authorized:

1. The proper hand signal. **or**
2. The proper communicating signal. **or**
3. Permission by voice communication.

92. Departure Time

A train must not leave a station where it is scheduled to receive passengers in advance of its scheduled leaving time unless authorized by the Dispatcher or by the Timetable.

93. Movement within Yard Limits

Yard limits are designated by Timetable and indicated by yard limit signs.

Within yard limits, movements may be made on a main track by verbal permission of the Dispatcher (or Operator when authorized by the Dispatcher).

The leading end of movement within yard limits must operate at Restricted Speed, with the following exceptions:

1. Passenger trains operating in non-signalled DCS territory may operate at Normal Speed.
2. Trains operating in ABS territory may operate according to signal indication when the signal is more favorable than Approach. Such movement must be prepared to stop at the next signal, within yard limits.

Within yard limits, movements against the current of traffic must not be made without permission of the Dispatcher, who must first ensure that no opposing movements have been authorized.

94. Responsibilities of Employees on Leading Engine or Car

Employees qualified on the operating rules and located on the leading engine or car must be on the lookout for signals affecting the movement of their train. They must communicate to each other in a clear manner the name of each signal as soon as it becomes clearly visible. After the name of a signal has been communicated, employees must observe it until passed. Any change in the signal must be communicated in the required manner.

When a train reaches a point 2 miles from a temporary restriction, employees qualified on physical characteristics and located on the leading engine or car must immediately communicate with the Engineer and confirm the requirements of the restriction.

If a train is not operated in accordance with the requirements of a signal indication or restriction, qualified employees located on the leading engine or car must communicate with the Engineer immediately. If necessary, they must stop the train.

95. Approaching End of Tracks, Junctions, Railroad Crossings at Grade, Movable Bridges

Trains operating in non-signalled territory must be pre-

pared to stop when approaching the end of 2 or more tracks, junctions, railroad crossings at grade and movable bridges, until it is known that:

1. Switches are properly lined, **AND**
2. Signals indicate proceed, **AND**
3. The track is clear.

96. Movement on a Siding

Movement on a siding other than controlled sidings must be made at Restricted Speed, unless otherwise specified in the Timetable.

A siding with an assigned direction must not be used in the reverse direction without proper signal indication or verbal permission of the employee governing movements on that track.

97. Movement on a Running Track

Movement on a running track must be made at Restricted Speed, unless otherwise specified in the Timetable. Movement may begin only after receiving either signal indication or verbal permission of the employee governing movements on that track.

When movement has been completed, it must be reported clear. When clearing at an interlocking or TBS, no report is necessary.

98. Movement on a Track Not Governed by ABS, DCS or Interlocking Rules

Movement on a track not governed by ABS, DCS or Interlocking rules must be made at Restricted Speed.

99. Coupling to Passenger Equipment

A stop must be made just prior to coupling to passenger equipment. All couplings must be made at a speed not to exceed 4 MPH. Equipment with spear-type couplers must be coupled at a speed not to exceed 2 MPH.

Passenger equipment with continuous buffer plates must not be coupled to freight cars with coupler release levers with a center projecting arm.

100. Switching Passenger Equipment or Occupied Camp Cars

When switching passenger equipment or occupied

camp cars, the engine or cars must not be detached until the equipment has stopped.

Curtains and electric jumpers must be disconnected before cars are separated.

101. Coupling, Shoving, or Switching Cars

When coupling, shoving, or switching cars, precaution must be taken to prevent damage or fouling other tracks. Employees must confirm that there is sufficient room in the track to hold the cars.

Before coupling to cars standing on a grade or near the ends of tracks, buildings, derails or highway crossings, sufficient hand brakes must be applied on standing cars to prevent them from rolling.

102. Cars Placed for Loading and Unloading

Cars placed for loading or unloading must not be coupled to any other equipment nor moved until:

1. All persons in or about them have been notified,

AND

2. All tank car couplings, transfer plates, and other obstructions under or about the cars have been removed.

A sign reading "Stop—Tank Car Connected" indicates that tank cars are connected for loading or unloading. They must not be coupled to or moved. Other cars must not be placed on the same track obstructing the view of such a sign without first notifying the person in charge, who must immediately relocate the sign to provide proper protection and an unobstructed view.

103. Running Switches

Running switches, often referred to as a drop of cars, should be avoided. Such moves must never be made:

1. With cars containing hazardous materials, passengers, or livestock.
2. To a track occupied by such cars.
3. To a track leading to a trestle or building.

104. Hand-operated Switches and Derails

a. Crew Members' Responsibilities for Switches and Derails

Crew members are responsible for the position of switches and derails that they use. A hand-operated switch or derail found to be defective or a switch lock found to be defective or missing must be promptly reported to the Dispatcher.

b. Securing Switches in Normal Position

Hand-operated switches connected with a main track, controlled siding, or running track are in normal position when lined and locked for movement on such tracks unless otherwise specified in the Timetable. Hand-operated switches must be secured in normal position when not in use. When clearing a main track or controlled siding at a hand-operated switch, the switch must not be restored to normal until equipment is clear of the fouling point. Crew members who find switches or derails unlocked or not lined properly must secure them in normal position and report this fact to the Dispatcher.

c. Switch Targets: Banner Indications

Where switch targets are used, a green or white banner indicates normal position of the switch, and a red or yellow banner indicates reverse position.

d. Derails: Location and Position

Employees must be familiar with the location of derails. Derails must be kept in derailing position, except when removed to permit movements. Engines or cars must not pass over derails in derailing position.

e. Fouling Point of Main Track

The fouling point of a main track is indicated by:

1. A yellow stripe painted on inside and outside of head, web and base of both rails. **or**
2. Yellow joint bars. **or**
3. A sign displaying the letters "FP."

f. Reporting Clear of Track

In cases where crew members are required to report clear of a track, the report must not be made until switches and derails have been secured in normal position.

g. Switch Points and Derail Position

Crew members operating hand-operated switches must examine the switch points and know they fit the rail properly. Where a derail is in service, they must confirm that it is in proper position before and after operation. A train must not foul a track until switches and derails connected with the movement are properly lined.

h. Switch Connected with Main Track or Controlled Siding

A switch connected with a main track or controlled siding must not be left open for another train unless the switch is in the charge of a member of the crew of that train. While trains are approaching and passing, employees must keep away from main track switches. If safe to do so, they should stand on the side of the track opposite the switch lever.

i. Speed When Diverting through Switches

Trains must not exceed 15 MPH when diverting through hand-operated switches, unless otherwise specified in the Timetable.

j. Designated Employee at Switch: Hand Signals

Where a designated employee is in charge of hand-operated switches, a train must not foul such switches without receiving a hand signal to proceed.

105. Spring Switches

a. Identification and Display

A spring switch is identified by a white sign bearing the black letters "SS." The switch target will display green in both directions when the switch is in normal position and red in both directions when the switch is in reverse position or improperly lined.

b. Trailing Movement

Crew members must determine that there are no conflicting movements before making a trailing movement through spring switches.

c. Stopping While Trailing

Trains stopped while trailing through spring switches

must not take slack or make a reverse movement unless the switch is properly lined by hand.

d. Unlatching Switch Lever for Hand Operation

The switch lever must not be unlatched for hand operation until switch points have completed automatic movement. When operated by hand, the switch lever must be restored and secured in normal position after movement is completed.

106. Semi-Automatic Switches

a. Trailing Movement

If crew members have determined that there are no conflicting movements, trains are authorized to make trailing movements through semi-automatic switches where switch stands are painted yellow or orange without lining them for movement.

b. Reverse Movement

Reverse movement must not be made unless:

1. An entire car or engine has passed over the switch. **or**
2. The switch has been lined by hand to assure that it has completed movement to proper position.

During periods of snow or ice accumulation, semi-automatic switches must be properly lined by hand before being used in either direction.

107. Return Movement to a Portion of a Train Left on Main Track

Return movement may be made when a portion of a train is left on a main track or controlled siding. At night, or when visibility is obscured, torpedoes must be used. Movements must be made at Restricted Speed.

Return movement from an interlocking or controlled point may be made on signal indication or by verbal permission according to Rule 241, "Passing a Stop Signal."

108. Unattended Engine

An engine must not be left unattended unless:

(1) The air and hand brakes are applied, **AND**

(2) The reverser lever is removed from all control stands on all units of the engine. If the reverser lever is not removable, it must be locked in the neutral position. **AND**

(3) The controls, switches, and circuit breakers are positioned so that traction power cannot be developed.

109. Hand Brakes

a. Cars or Drafts of Cars Left Standing

A sufficient number of hand brakes must be applied on cars to make them secure when left standing on any track. If necessary, car wheels must be blocked.

b. Hand Brakes Used to Control Movement

Hand brakes must be released before cars are moved, unless necessary to control movement. When necessary to control movement. When necessary to secure or control cars by hand brakes, it must be determined that these brakes are working properly.

110. Movement of Rotary or Swinging Type Machinery

a. Prescribed Form for Movement in Revenue Train

Rotary or swinging type machinery, such as cranes, derricks, etc., must not be moved in revenue trains unless the prescribed form covering the specific movement is attached. This rule applies to machinery moving on its own wheels and to machinery loaded on cars. The form must be attached to each side of the machinery if moving on its own wheels or to each side of the car on which it is loaded. The prescribed form must be attached to the billing.

b. Boom End

The boom end of rotary or swinging type machinery must be secured in the trailing position during movement in revenue freight trains. When necessary, the Dispatcher may authorize movement with the boom end forward at a speed not exceeding 30 MPH. All locking pins and hold-downs must be secured in position.

c. Pivoted Machinery Moved in Work Trains

Some pivoted machinery is equipped with swinging booms of which a part may swing or extend outward.

When such machinery is moved from one service point to another in work trains, the boom anchors and cables must be in place and locking devices fastened. Whenever such equipment is moved during the progress of work on or about main tracks, two precautions must be taken:

1. Stops must be in use to prevent fouling adjacent tracks, **AND**
2. The crane operator must be in the cab.

The boom must be securely anchored with the center pin in place and the crane operator must be in the cab while train movements are being made on any adjacent track.

111. Test Weight Cars

a. Position in Trains

Four-wheel test weight cars must be handled at the rear of the train ahead of the last car. They must not be placed between pusher engine and other cars during yard or road movements.

b. Speed Restrictions

Four-wheel test weight cars must not be moved at speeds greater than 30 MPH. Yardmasters and Car Inspectors must see that the prescribed form is endorsed to show such speed restrictions and that the Dispatcher is notified.

c. Care at Impact

Test weight cars must be handled carefully to avoid impact at speeds greater than 2 MPH.

d. Conductor's Notification to Engineer

When handling test weight cars, Conductors must advise Engineers that test weight cars are in their train.

112. Doors, Drop Bottoms, and Top Covers of Freight Cars and Trailers

Doors and drop bottoms of freight cars and trailers must be closed and fastened. Top covers of cars must be secured in place.

113. Shipments with Accompanying Personnel: Conductor's Responsibilities

Conductors of trains handling military equipment, circus equipment, or other shipments accompanied by guards or attendants must notify the person in charge that guards or attendants are not permitted on top of cars or high lading, due to overhead clearance.

Conductors must carefully examine shipping papers for livestock or other shipments to see that the persons who accompany the shipments are entitled to be carried.

114. Diesels: Confined Locations and Tunnels

If diesel-propelled trains are stopped while operating in tunnels or confined locations, all diesel engines must be shut down after standing 5 minutes. The engine may not be started until a signal to proceed is given.

Diesel engines must not be allowed to run for extended periods of time in buildings or shops unless proper ventilation is provided.

115. Hauling Dead Engines

a. Positioning in Train

Engines equipped with draft gear hauled "dead" in a train should be placed next to the hauling engine. Under no circumstances may they be placed further than 35 cars from the hauling engine.

b. Coupler and Brake Requirements for Consecutive Coupling

Each engine unit must be counted as a car. Engine units must be separated by one or more cars with operative air brakes unless it is known that:

1. Engine units are equipped with alignment control couplers, **AND**
2. The air brake equipment on each unit incorporates a brake pipe vent valve.

The engine units may be coupled consecutively if these conditions are met.

c. Monitoring Engines Shut Down for Electrical Defects

An engine that develops any defects in any portion of the electrical wiring or electrical apparatus requiring the power plant to be shut down should be closely watched for evidence of fire during further train movement.

116. Operating Train from Other Than Leading End

When the Engineer operates a train from other than the leading end of the movement, a crew member must be stationed on the leading end of the movement to observe conditions ahead and take action to properly control the movement of the train. This crew member must be qualified on the physical characteristics of the territory involved.

Hand signal, communicating signal or radio communication must be maintained with the Engineer. If signals from the crew member cannot be received by the Engineer, the movement must be stopped immediately. The crew member stationed on the leading end must be prepared to operate the engine whistle or horn, if available, as well as the emergency brake valve, should conditions require. The train must not exceed 30 MPH.

This rule does not apply when switching, making up trains in yards, or when the movement is preceded by a crew member.

117. Operating Through Water with Roller Bearing Journals

Engines and cars equipped with roller bearing journals must not be operated through water, except in emergency when authorized by the Dispatcher. In such a case, the movement must not exceed 2 MPH, and water depth as measured from the top of the rail must not exceed the following:

1. Diesel Engines and Electric Engines Class E-60: 3 inches
2. Electric Engines Class AEM-7 and ALP-44: 6 inches
3. Other Electric Engines and MU Cars: 2 inches
4. Rail Diesel Cars; Cars Other than MU's: 7 inches

EX2029 - 0043

118. Stopping over Open Flames

Trains must not be stopped over open flames if it can be avoided. When so stopped and the train cannot be promptly moved, the fire must be extinguished.

119. Hazardous Material; Equipment of Excessive Weight or Dimensions

a. Form Provided to Conductors and Engineers

The Yardmaster (or other designated employee) must furnish the prescribed form to the Conductors and Engineers of trains with equipment containing hazardous material or equipment of excessive weight or dimension.

b. Conductor's Responsibility

If a train will enter a main or running track, Conductors must know before leaving their initial terminal that the Dispatcher has been notified of such equipment in their train.

c. Dispatcher's Responsibility

The Dispatcher must be informed of car numbers, identification numbers, position in train, and movement restrictions. The Dispatcher must notify connecting divisions or railroads of such restrictions.

d. Position of Equipment Changed En Route

When the position of the equipment is changed en route, the Dispatcher must be notified.

120. Use of Sand

Sand must not be used over spring, semi-automatic or power operated switches, nor at locations of rail lubricators. Excessive use of sand at any point is prohibited.

121. Intervening Tracks at Station Platforms

a. General Requirements

When a passenger train is receiving or discharging passengers across an intervening track, trains and track cars must not pass between that train and the station platform.

b. Obtaining Assurance of Protection

A passenger train routed to a track that will result in a station stop for receiving or discharging passengers across a main track or controlled siding intervening between that train and the station platform must stop as soon as it is known it is so routed. Before proceeding, the Engineer or Conductor must obtain assurance from the Dispatcher or Operator that protection on the track adjacent to the station platform has been provided. Two exceptions to the stop requirement are:

1. When verbal or written assurance of protection has been previously provided.
2. When the track adjacent to the station platform is out-of-service.

The Dispatcher or Operator must not give a train assurance of protection until it has been determined that:

1. No train is approaching the station on the track to be protected. **or**
2. All trains involved have been advised as to how to proceed to ensure passenger safety.

Signals governing entrance to the track must be placed in stop position and blocking devices must be applied.

c. Receiving and Discharging Passengers: Designated Stations

Specific stations are designated in the Timetable as those where scheduled trains normally receive and discharge passengers across a track between the train and the station platform. Protection against other trains is not required when trains make scheduled stops at these stations.

Trains operating on tracks across which passengers are normally received and discharged must approach such stations at Restricted Speed, unless otherwise instructed by the Dispatcher or Operator. Trains must not pass through such stations where passenger trains are standing.

d. Occupying Station Platform Area

When a passenger train is approaching, the station platform area must not be occupied by either:

1. Trains operating on an out-of-service track that is adjacent to a station platform. **or**
2. Track cars operating on a track (in-service or out-of-service) that is adjacent to a station platform.

e. Blocking Access to Platform

At stations where tracks intervene between a station platform and a track on which passenger trains normally receive or discharge passengers, trains other than passenger trains must not block access to the platform.

122. Unscheduled Stops

Trains must not make unscheduled stops to receive or discharge passengers or employees without authorization from the Dispatcher.

123. Failure of Dead Man or Alertor Feature En Route

If the "Dead Man" or "Alertor" feature fails en route, an employee qualified on the Operating Rules must immediately take position in the operating control compartment with the Engineer.

PROTECTION OF TRAINS

130. Flag Protection

a. General Requirements

When flag protection is required, employees must go out in the proper direction(s) the distance prescribed in the table below. Temporary speed restrictions for the territory must be taken into account.

Where Maximum Authorized Speed for Track to Protect Is:	Minimum Distance Required for Protection is:
20 MPH or less	1/4 mile
Between 21 MPH and 30 MPH	½ mile
Between 31 MPH and 40 MPH	1 mile
Between 41 MPH and 90 MPH	1½ mile
91 MPH or greater	2 miles

Crew members providing flag protection must not per-

mit other duties to interfere with the protection of their train. The Conductor and Engineer are responsible for protection of their train.

b. Flag Protection against Following Trains on the Same Track

Flag protection against following trains on the same track is required when the rear end of the train is stopped in ABS territory and there are less than 2 block or interlocking signals protecting the train.

The following action must be taken when flag protection as indicated above is required:

1. When a train is moving at less than one-half the maximum authorized speed, including temporary speed restrictions for that territory, a crew member must drop single lighted fusees at intervals that do not exceed the burning time of the fusee.
2. When a train stops, a crew member with flagging equipment must immediately go back at least the distance prescribed, place 2 torpedoes on the rail not less than 100 feet apart, and display a lighted fusee. The crew member may then return one-half the distance to his train. He must remain there until a following train is stopped or until he is recalled.
3. When a train is seen or heard approaching before the crew member has reached the prescribed distance, he must immediately place 2 torpedoes on the rail, display a lighted fusee and continue toward the approaching train, giving a Stop Signal.
4. When recalled, the crew member must leave a lighted fusee. While returning to his train, he must also place single lighted fusees at intervals not exceeding the burning time of the fusee.
5. At the point where the train departs, a crew member must leave a lighted fusee. Until the train attains a speed one-half the maximum authorized speed, including temporary speed restrictions for that territory, single lighted fusees must be dropped off at intervals not exceeding the burning time of the fusee.

c. Flag Protection against Trains on Adjacent Tracks

Three steps must be followed to provide flag protection against approaching trains on adjacent tracks as required by Rule 131, "Protecting Work Locations: Quali-

fied Employee's Duties," or Rule 136, "Emergency Stops: Protection." Employees equipped with flagging equipment must:

1. Go out at least the distance prescribed by the table in section (a) of this rule.
2. Display a lighted fusee if they see or hear a train approaching.
3. Give a Stop Signal to approaching trains that may be affected.

The employee providing protection must remain at that location until recalled.

If the employee sees or hears a train approaching before he has reached the prescribed distance, he must immediately display a lighted fusee and continue toward the approaching train while giving a Stop Signal.

131. Protecting Work Locations: Qualified Employee's Duties

Qualified employees assigned to protect work locations of railroad construction or private contractors whose operations may affect the safe movement of trains must take the five actions below.

1. Secure Flagging Equipment

Employees must secure proper flagging equipment according to Rule 12, "Day and Night Signals."

2. Ensure that Tracks Are not Fouled Without Permission

Upon reporting for work each day, the employee must determine who is in charge of the workers. The employee must also ensure that all workers have been instructed not to foul any railroad track at any time without his permission.

3. Get Permission to Foul Track

When workers request permission to foul any specific track, the employee assigned to protect the work location must communicate with the employee in charge of the track to secure necessary permission.

4. Report Failure to Comply by Workers

If workers fail to comply with instructions of the employee, he must make an immediate report to the employee in charge of the track.

5. Take Action if Safe Passage is Endangered

If an event occurs that would interfere with the safe passage of trains, the employee must take immediate action to stop trains by radio communication to trains and the Dispatcher. If protection cannot be immediately ensured, or if communications fail, flag protection must be immediately provided as prescribed by Rule 130, paragraph (c), "Flag Protection Against Trains on Adjacent Tracks."

132. Protection When Fouling or Working on a Track; Protection in Unforeseen Conditions

Trains must be fully protected against any known condition that may interfere with their safe passage.

If work on or adjacent to a track will create a condition interfering with the safe passage of trains, that work must not be attempted without permission of the employee in charge of the track.

On tracks where ABS, DCS, or Interlocking rules are in effect, the Dispatcher (or Operator when authorized by the Dispatcher) must assure that protection against trains in both directions has been provided as follows:

1. If the work involves on-track equipment or will disturb the track or catenary structure so that it would be unsafe for Normal Speed, Form D line 4 or Form D line 5 must be issued.
2. If the work will not disturb the track or catenary structure, the Dispatcher may verbally authorize equipment to temporarily foul a track. Before permission is granted, the Dispatcher must determine that no trains have been authorized to move in the direction of the point to be fouled, and must ensure that Stop Signals have been displayed and blocking devices applied to controls of switches and signals leading to the affected track. When trains are to be held at a Temporary Block Station where blocking devices cannot be applied, the Dispatcher must issue Form D line 13 instructing the Operator to hold trains clear of the affected track.

If an event occurs or conditions are found that may interfere with the safe passage of trains and no protection has been provided, employees must immediately attempt to stop trains by radio communication to trains and the Dispatcher. They must provide flag protection in both directions as prescribed by Rule 130, paragraph (c), "Flag Protection Against Trains on Adjacent Tracks." Flag protection must be maintained until the unsafe condition has been corrected, or until employees are assured by the Dispatcher or Operator that other protection has been provided.

133. Removing a Track from Service for Maintenance

Whenever Form D line 4 is to be issued in accordance with item 1 of Rule 132, "Protection When Fouling or Working on a Track," the following procedures will apply:

a. Addressees

Form D must be issued to both:

1. The employee requesting use of the track, **AND**
2. The Operators controlling entrance to the track.

b. Action Required Prior to Issuance

Before Form D is issued, the Dispatcher must determine that:

1. The affected track is clear of other movements, **AND**
2. Controlled signals leading to the affected track are in Stop position, **AND**
3. Blocking devices are applied to the controls of switches and signals leading to the affected track.

These signals must not be displayed for movement leading to the out-of-service track, except as provided in Rule 134a ("movement in the direction of the out-of-service track").

c. Movements within Out-of-Service Limits

ABS, CSS, DCS, and Interlocking rules do not apply within the out-of-service limits. All movements must operate at Restricted Speed. The employee named in Form D line 4 is in charge of all movements.

d. Admitting Additional Equipment from Locations Controlled by Dispatcher or Operator

The Dispatcher or Operator may admit additional track cars or trains to the out-of-service limits after:

1. He has obtained permission of the employee named in Form D line 4, **AND**
2. He has delivered a copy of the Form D line 4 to the person in charge of the additional equipment.

EXCEPTION: When the out-of-service limits are published by Bulletin Order, the delivery of Form D to additional equipment is not required.

If movement to the out-of-service limits will involve passing a Stop Signal, the Dispatcher or Operator may then authorize movement in accordance with Rule 241, "Passing a Stop Signal."

e. Admitting Additional Equipment from Locations Not Controlled by Dispatcher or Operator

The employee named in Form D line 4 may admit additional track cars or trains to the out-of-service limits by showing or reading his copy of the Form D to the employee in charge of the track car or train.

f. Returning the Track to Service

When the track is to be returned to service, the employee in charge of the out-of-service track must take two actions:

1. He must ascertain that all track cars and trains are clear of the track and notify the Dispatcher or Operator that they are clear, **AND**
2. He must notify the Dispatcher or Operator of any speed restrictions necessary for the safe passage of trains.

134. Movement within In-Service Portion of Track

In ABS territory, when a portion of track between interlockings or controlled points is removed from service, movements within the in-service portion of track must be made as follows:

a. Movements in the Direction of the Out-of-Service Track

Movements in the direction of the out-of-service track must be notified by Bulletin Order or Form D line 4 of the limits of the out-of-service track. Dispatchers (or Operators) must not display signals nor give authority for movements in the direction of the out-of-service track until Form D line 4 has been delivered or they have verified that the Engineer is aware of the Bulletin Order item.

b. Movements Entering In-Service Track

Movements operating in the out-of-service portion of the track must not enter the in-service portion without permission of the Dispatcher.

135. Protection by Stop Signs When an In-Service Track is Obstructed for Maintenance

Whenever Form D line 5 is to be issued in accordance with item 1 of Rule 132, "Protection When Fouling or Working on a Track," the following procedures will apply:.

a. Addressees

Form D line 5 must be issued to both:

1. The employee requesting to obstruct the track, **AND**
2. Trains approaching the obstructed track.

EXCEPTION: When the working limits are published by Bulletin Order, issuance of Form D to approaching trains is not required.

b. Designation of Restricted Area by Signs

The approach to the restricted area must be indicated by an Approach Sign.

Within the working limits, the restricted area must be indicated by a Stop Sign and a Restricted Area Resume Speed Sign. A Restricted Area Speed Limit Sign may be substituted for the Stop Sign when the track is not obstructed.

c. Action Required Prior to Issuance

The Dispatcher must not issue Form D line 5 authority until he has been notified by the employee in charge that the signs have been properly placed.

d. Movements through Restricted Area

A train must not pass the Stop Sign until permission has been received from the employee in charge. The employee in charge must not authorize a train to pass the Stop Sign until he has been assured that the track through the restricted area is not obstructed.

Trains must not exceed 30 MPH through the restricted area, unless directed by the employee in charge to operate at a lower or higher speed.

136. Emergency Stops: Protection

a. Radio Transmission

When a train is moving and emergency application of the brakes occurs, crew members must immediately protect adjacent tracks by initiating an emergency radio transmission, in the manner of the following example:

"Emergency, Emergency, Emergency. Train TV-24 engine 6605 is in emergency moving east on No. 2 track at MP 78."

b. Flag Protection

After the train has stopped, crew members must immediately provide flag protection in both directions on all main tracks and controlled sidings, including those of a foreign railroad. This protection must follow the guidelines of Rule 130, paragraph (c), "Flag Protection against Trains on Adjacent Tracks," and will be maintained until:

1. It is known that tracks are not obstructed. **or**
2. Full protection has been provided by the Dispatcher or Operator.

The entire train must be examined before movement resumes to ensure that no cars have derailed, no load has shifted, and no other condition exists that may endanger train movements. Results of this inspection must be reported promptly to the Dispatcher or Operator.

c. Other Train Movements

All trains receiving information that a train is in emergency on an adjacent track will be governed as follows:

1. A train that is operating in the same direction as the

train reported in emergency must operate at Restricted Speed from 1 mile before the reported location until reaching the head end of that train.

2. A train that is operating in the opposite direction of the train reported in emergency must operate at Restricted Speed from the head end of the train in emergency to a point 1 mile beyond the rear end of that train.

d. Responsibilities of Dispatcher or Operator

Until the Dispatcher or Operator knows that there is no obstruction on adjacent tracks, they must not permit trains to enter the block on adjacent tracks without first notifying them of the situation. This notification must include the direction, track, location, and identity of the train in emergency.

e. Engines Equipped with Red Strobe Light

Some engines are equipped with a red flashing strobe light mounted on the lead end of the operating compartment. This light operates automatically when an emergency application of the brakes occurs.

137. Assisting a Disabled Train

a. Opposing Movement against Established Direction or Current of Traffic

To assist a disabled train, the Dispatcher may permit an opposing movement against the established direction of traffic or current of traffic. Before giving this authorization, the Dispatcher must issue Form D line 8 to the disabled train. A member of the crew of the disabled train must provide flag protection against opposing movement as prescribed in paragraph (c) below. The Dispatcher must then issue Form D line 9 to the assisting train. The assisting train must operate at Restricted Speed to the point named on Form D line 9.

b. Following Movement In Non-signalled DCS

To assist a disabled train, the Dispatcher may permit a following movement in non-signalled DCS territory. The Dispatcher must issue Form D line 9 to the assisting train. The assisting train must operate at Restricted Speed to the point named on Form D line 9, and may proceed beyond that point ONLY with authority from the Dispatcher. The Dispatcher must not issue Form D

line 9 until informing a member of the crew of the disabled train that a following movement will be authorized. A member of the crew of the disabled train must provide flag protection against following movement as prescribed by paragraph (c) below. When a freight train is operated without an employee at the rear end, flag protection will not be required when the assisting train is in radio contact with the disabled train.

ABS and DCS rules will not apply.

c. Flag Protection against Assisting Train

To provide flag protection against an assisting train as required by paragraphs (a) and (b) above, an employee equipped with flagging equipment must take three actions:

1. Proceed in the proper direction ¼ mile.
2. Place 2 torpedoes on the rail not less than 100 feet apart.
3. Display a lighted fusee when the assisting train is seen or heard approaching.

The employee must remain at that location until the assisting train arrives, or until the employee is recalled. To ensure personal safety, employees must stand at least 150 feet ahead of the torpedoes.

138. Highway Crossing Warning

a. Activating/Reactivating Crossing Warning

The point at which automatic highway crossing warning is activated or reactivated may be designated in any of three manners:

1. A sign or post lettered "CC."
2. Yellow joint bars.
3. Yellow stripes painted on the inside and outside of the head, web, and base of both rails.

On tracks other than main tracks or controlled sidings, movement over this point will activate the automatic highway crossing warning.

On a main track or controlled siding, movement over this point will reactivate the operation of automatic highway crossing warning that has been interrupted because of a train's delay or stop.

b. Avoiding Unnecessary Operation

Two steps will avoid unnecessary operation of automatic highway crossing warning:

1. Engines or cars must not be allowed to stand longer than necessary.
2. Switches must not be left open or unlocked within the operating limits of such protection.

If necessary, the train must be cut or the automatic highway crossing warning interrupted manually in accordance with paragraph (h) of this rule.

c. Malfunction

If automatic highway crossing warning devices are not functioning properly, employees must immediately notify the Dispatcher. The Dispatcher must issue Form D line 12 to all trains operating over the affected crossing(s). These trains must approach the crossing(s) prepared to stop and not proceed until protection against highway traffic is provided by on-ground personnel.

EXCEPTION: If the crossing is equipped with gates, and the crew sees that all gates are in the horizontal position and that crossing lights are flashing, the train may proceed into the crossing without on-ground protection. The train must be stopped within 20 feet of the crossing when gates and lights are checked to ensure that gates will not raise ahead of the train.

d. Obscured View of Highway

When equipment is standing and obscuring highway traffic's view, an employee must protect the highway traffic against movement on adjacent tracks. Equipment stored on tracks close to a public crossing must be placed so as to permit a clear view for highway traffic using the crossing. Where space permits, equipment must be placed at least 300 feet from the crossing.

e. Cars Not Headed by Engine at a Crossing without Automatic Highway Crossing Warning

If cars not headed by an engine are to be moved over a highway crossing at grade not protected by automatic warning devices or a designated employee, a member of the crew must provide protection against highway traffic.

f. On-Ground Protection by Employees

When an employee is required to provide on-ground protection at a highway crossing, he must give Stop Signals to pedestrian and highway traffic until the leading end of the train is through the crossing. Stop Signals must be given with a red flag or fusees by day, and fusees or a white light at night.

g. Six Conditions that Require Special Procedure

Under six conditions, a train must not foul a highway crossing equipped with automatic highway crossing warning until: (1) that protection has been operating at least 20 seconds, or (2) if equipped with gates, they are in the horizontal position.

These six conditions are:

1. Making a Reverse Movement

When a train passes entirely over a highway crossing and then is going to make a reverse move.

EXCEPTION: If the entire train has cleared the crossing by at least 1.2 miles, it may make a reverse move over the crossing without following special procedures.

2. Approaching at Restricted Speed

When a train is approaching at Restricted Speed.

3. Stopping and Starting in an Approach Circuit with Automatic Interruption

When a train slows or stops and then accelerates within 0.6 miles of a highway crossing equipped with an apparatus that will automatically interrupt the operation of the crossing warning, including motion sensing detectors.

4. Passing Warning Device Reactivation Point on Main Track or Controlled Siding

When a train proceeds past a warning device reactivation point (See item "a" of this rule) on a main track or controlled siding, after having been stopped or delayed within 1.2 miles of the crossing.

5. Passing Warning Device Activation Point on Track Other than Main Track or Controlled Siding

When a train proceeds past a warning device activation point (See item "a" of this rule) on other than a main track or controlled siding.

6. Performing Switching within 1.2 Miles of Crossing

When a train has performed switching within 1.2 miles of the crossing.

If the automatic highway crossing warning is not operating, the movement must not be made until protection is provided by on-ground personnel.

h. Manual Interruption of Protection

At locations where apparatus is provided to manually interrupt the operation of automatic highway crossing warning, instructions are posted or "Raise" and "Lower" buttons are marked for each track.

When the apparatus is operated manually, no movement may be made over the crossing until:

1. Protection is provided by on-ground personnel. **or**
2. The automatic operation of this protection has been re-established and operating for at least 20 seconds. **or**
3. If equipped with gates, they are in the horizontal position and crossing lights are flashing.

Wherever crossing warning is operated manually or manually interrupted, it must be restored to normal after movement is completed. Control boxes must be locked.

At crossings where the apparatus interrupts automatic protection on adjacent tracks, the employee interrupting the protection must remain at the crossing to reestablish automatic protection to normal operation when a train is approaching on an adjacent track.

MOVEMENT PERMIT FORM D

The Dispatcher issues Form D's to restrict or authorize movements. Form D's are also issued to convey instructions in situations not covered in the Operating Rules.

160. Issuing a Form D

For movements or other purposes requiring its use, Form D must be issued by the Dispatcher. Form D's must be numbered consecutively each day beginning at midnight, and the number must be prefixed with the letter designation of the issuing railroad as follows:

Amtrak	A	NJT	N
Bay Colony	B	NYS&W	Y
Conrail	C	P&W	P
D&H	D	SEPTA	S
GTI	G		

161. Completing Form D Properly; Office Copy

Information shown on Form D must be legible and without erasure or alteration. Only authorized abbreviations may be used in Form D's. Commas must be used to separate numbers or locations listed in a series. Applicable Form D line numbers must be circled. Employees must review the entire form for additional information.

Operators must keep an office copy of each Form D received.

162. Addressees

Form D's must be addressed to those who are to execute them, indicating the date and naming the location at which each is to receive his copy.

a. Form D Addressed to a Train

Form D's for a train must be addressed to the Conductor and Engineer, and to anyone who acts as its Pilot. These forms must include the identity of the train. Scheduled trains will be identified by the abbreviation "No." plus the schedule number and engine number, for example: "No. 101 Eng 903." Extra trains will be identified by the word "Extra" plus the engine number, for example: "Extra 933." If the engine belongs to another company, that company's initials must precede the engine number, such as in "Extra CN 2502." Blanket addresses may also be used, such as "Eastward Trains."

b. Form D Addressed to a Track Car

Form D's for a track car must be addressed to the

Foreman, Track Car Driver or Pilot. Track cars must be identified by the abbreviation "TC" plus the letters and numerals of the equipment, for example: "TC A8876." If more than one track car is to operate on the same Form D authority, the number of additional pieces must be specified, for example: "TC 7922 plus 3."

163. Photocopies; Additional Written Copies

A photocopying machine may be used to make additional copies of a Form D. When a photocopying machine is used, employees must examine each copy for completeness and legibility, then initial the copies below the Dispatcher's name before delivering.

When additional copies are written, Operators must repeat them to the Dispatcher and initial them below the Dispatcher's name before delivering. The Dispatcher must ensure that the Form D is repeated correctly. For each additional writing, the Operator must keep an office copy showing the time and date of the repetition.

164. Examination before Delivery

Copies of Form D's made with pressure sensitive or carbon paper must be examined for legibility before delivery.

165. Form D Delivery

The Dispatcher may personally deliver Form D to addressed employees, or he may transmit Form D to an Operator, who will then be responsible for delivering the Form D. Form D may be physically delivered to addressed employees; it may be dictated to them by radio, telephone, or in person; or it may be delivered to them by electronic transmission.

a. Physical Delivery of Form D

When a Dispatcher or Operator physically delivers one or more Form D's to an employee, the Dispatcher or Operator must complete the delivery portion of the top Form D in the set delivered, indicating the numbers of all Form D's delivered. Receiving employees must see that the information shown in the delivery portion corresponds to the Form D's received.

b. Dictation of Form D by Radio, Telephone or in Person

Form D's may be dictated only to employees who are qualified on the Operating Rules. Form D's must not be dictated to or copied by an employee operating the controls of a moving train.

When dictating and repeating Form D's, employees must read aloud and plainly pronounce all applicable preprinted and written portions. Numerals in lines 1 through 13 of Form D's must be pronounced digit by digit. For example, "105" will be pronounced "one-zero-five."

Before dictating a Form D, the Dispatcher must specify the number of copies to be made if more than one copy is required. The Dispatcher must not give "Time Effective" until Form D has been repeated correctly. Once the Dispatcher has given his name, receiving employees must repeat immediately from their copy in the same order they were addressed, unless otherwise directed.

Employees must listen while other addressees repeat Form D and call attention to any discrepancies. Once all addressees have repeated the Form D correctly, the Dispatcher will give "Time Effective," which must then be repeated by the receiving employees.

When a Form D is dictated to an employee on a train, the receiving employee must ensure that employees on the train who are addressed in the Form D receive a copy of it before reaching the first location where employees must act upon the Form D. If physical delivery of the Form D is not practical, the receiving employee must dictate the Form D information to other employees addressed, who must copy and repeat the Form D information.

When Form D's are relayed by employees, the dictating employee must follow the procedures outlined above for Dispatchers. "Time Effective" must not be transmitted until the receiving employee correctly repeats the Form D.

c. Electronic Transmission of Form D

Employees receiving a Form D by electronic transmission must examine each copy for completeness and legibility. They must communicate with the Dispatcher

to verify the number and date of each Form D received.

166. Reading and Complying with Form D

Employees addressed must immediately read the Form D and are responsible for compliance with its requirements. When practical, Form D must be shown to other employees on the train or track car. These employees must read the Form D and remind employees addressed of the requirements of the Form D, if necessary.

167. Communication Failure

If communication fails before a Form D has been given a "Time Effective," trains addressed must not proceed nor be given permission to proceed until communication has been reestablished.

168. Errors Discovered

If an error is discovered in a Form D before "Time Effective" has been given, the Dispatcher must direct receiving employees to destroy their copies. The Dispatcher must mark "Void" on his copy in the Form D booklet, then reissue the Form D under another number.

If an error is discovered in a Form D after "Time Effective" has been given, the Form D must be cancelled.

169. Additions to Form D

Once a Form D has been given a "Time Effective," only the following information may be added to the form:

1. Form D cancellation information. See Rule 177, "Cancelling Form D's."
2. Track is clear information. See Rule 805, "Track Car Following Other Movements."
3. Additional line 2 authorities. See Rule 400, "Occupying DCS Territory."

170. Delivery at an Interlocking or Controlled Point

When a Form D is to be delivered to a train at an interlocking or controlled point, the Dispatcher must ensure that blocking devices are applied to prevent addressed trains from leaving the interlocking or controlled point without the Form D.

These blocking devices must not be removed until Form D has been delivered or until the Engineer has acknowledged that he is to receive a Form D.

171. Physical Delivery to a Moving Train

When a Form D is to be physically delivered to a moving train, the train must not exceed 30 MPH until delivery is effected. If delivery is not effected, the train must be stopped.

172. Delivery to a Train That Will Have Movement Restricted in Immediate Vicinity

When a Form D restricting the movement of a train covers a portion of the track within 3 miles of the point of delivery, the train must be stopped. Form D must be delivered before the signal to proceed is displayed, unless the Engineer has been fully advised of the situation.

173. Delivery to Relieving Conductor or Engineer

When a Conductor or Engineer is relieved, all Form D's and instructions that have not been fulfilled or cancelled must be delivered to the relieving Conductor or Engineer. The relieving Conductor and Engineer must compare these Form D's and instructions to confirm that the information in them is the same.

The relieving crew must contact the Dispatcher if they are unable to communicate with the crew they are to relieve. The Dispatcher must ensure they have received all instructions affecting the movement of their train before proceeding.

174. Receiving a Form D at a Temporary Block Station (TBS)

When a TBS is placed in service, approaching trains must be notified by Form D line 10 or Bulletin Order. Trains must approach a TBS prepared to stop. They must not pass a TBS without receiving a Form D. Where hand-operated switches are in service, trains must not foul such switches without receiving a hand signal to proceed from the Operator.

If a train passes the last holding point (interlocking or controlled point) in approach to the TBS while it is still open, and the train reaches the TBS after it is scheduled to be closed, it must approach the closed

TBS prepared to stop. It must not pass this location without verbal permission of the Dispatcher.

When an Operator at a TBS has no Form D's issued by the Dispatcher for a train, the Operator must issue an unnumbered Form D addressed to the train. The Form D must be completed as follows:

1. The address and date portion must be completed.
2. "NONE" must be written in the delivery portion.
3. "Time Effective" must be indicated.
4. The Operator must sign his name in the place of the Dispatcher.

175. Speed Restrictions

Speed restrictions must be listed in sequential order. The limits of the restriction must be designated by Timetable locations, mile post locations, signal locations, bridge numbers or catenary pole numbers.

When speed signs cannot be displayed immediately, the Dispatcher must not use portions of a mile on the Form D, unless used in conjunction with a physical characteristic location.

176. Effective Period of a Form D

Form D's are in effect until fulfilled or until cancelled.

Form D's which have been fulfilled or cancelled must be marked with an "X" then retained and held available for inspection for a period of 7 days.

177. Cancelling Form D's

Form D's which need to be cancelled will usually be cancelled on the same form. Under some conditions, however, a Form D must be cancelled by a separate Form D.

a. Cancelling a Form D on the Same Form

A Form D will be cancelled on the same form, as follows:

1. The Dispatcher must contact the addressee(s) and state his intent to cancel the Form D.
2. The Dispatcher must state the Form D number and date, the cancellation time and date, and his initials.

3. The Dispatcher and the addressee(s) must record all cancellation information on the appropriate section of their copy of the Form D.
4. The addressee must repeat the Form D number and date, and all cancellation information to the Dispatcher.
5. The Dispatcher must ensure that all cancellation information is repeated correctly.

When cancellation information is transmitted to an employee on a train, the receiving employee must ensure that all addressed employees on the train receive the cancellation information and mark their Form D accordingly.

Operators who have received a copy of the original Form D may be directed by the Dispatcher to relay cancellation information to other employees.

The Dispatcher must not mark an "X" on his copy of the Form D until he has cancelled the Form D to all affected addressees.

b. Cancelling a Form D by a Separate Form

Under the following conditions, the Dispatcher must issue a separate Form D line 13 to cancel a Form D:

1. When necessary to cancel a blanket address Form D to specific trains.
2. When an Operator who has not been issued a copy of the original Form D is to be used to relay cancellation information to another employee.

GENERAL SIGNAL RULES

240. Tracks Designated in Timetable

The following rules will be in effect on tracks designated in the Timetable: Rule 251 and Rule 261; DCS Rules 400 through 406, ABS Rules 500 through 510; CSS Rules 550 through 562.

241. Passing a Stop Signal

To pass a Stop Signal, a train must have verbal permission of the Dispatcher (or Operator when authorized by the Dispatcher). Permission must not be given or accepted until the train has stopped at the signal. A

member of the crew must contact the Dispatcher or Operator and follow his instructions.

a. Giving Permission to Pass

Before giving permission to pass the Stop Signal, the Dispatcher (or Operator) must determine that:

1. Affected appliances are properly positioned. If the position of a switch cannot be determined, the route must be inspected.
2. No opposing or conflicting movements have been authorized.
3. Blocking devices have been applied to protect against opposing movements whenever the Stop Signal involved governs entrance to a track where Rule 261 is in effect.

The Dispatcher (or Operator) must give permission to pass a Stop Signal in the following manner:

"No. 5316 engine 4129 pass Stop Signal on No. 2 track at Rare and proceed east to No. 1 track."

The receiving employee must repeat this permission and the Dispatcher or Operator must then confirm it.

b. Movement After Permission Has Been Confirmed

After permission has been confirmed, the train must operate at Restricted Speed until the entire train has:

1. Passed a more favorable fixed signal. **or**
2. Passed a location where a more favorable cab signal was received. **or**
3. Entered non-signalled DCS territory.

c. Stopped at Automatic Interlocking Home Signal

When a train is stopped at a home signal at an automatic interlocking and no immediate conflicting movement is evident, the movement will be governed by:

1. Instructions posted at that location. **or**
2. Instructions in the Timetable.

Track cars may proceed after first determining that there are no approaching or conflicting movements.

d. Stopped at a Signal Protecting Movable Bridge

Under the following conditions, a qualified employee must determine that the rails are properly lined and the bridge is safe for movement before verbal permission is given to pass the signal:

1. When the signal cannot be displayed for the first movement over a bridge after the bridge has been closed, regardless of bridge lock indication. **or**
2. At any time a bridge unlock indication is received.

e. Stop Signal Disregarded

If a Stop Signal is disregarded, the Dispatcher or Operator must immediately take two actions:

1. Attempt to stop that train and other trains involved.

2. Notify the next TBS or interlocking station.

242. Absent or Imperfectly Displayed Signals

If a fixed signal is absent from the place where it is usually shown, movement must be governed by the most restrictive indication that can be given by that signal. This absence must be reported to the Dispatcher immediately.

Imperfectly displayed signals must be reported to the Dispatcher or Operator as soon as practical, without delay to the train.

Imperfectly displayed signals must be regarded as the most restrictive indication that can be given by that signal. The following exceptions apply to color light signals, position light signals, color position light signals, and semaphore signals:

1. Signal Indication Governs

If only one indication is possible, this indication will govern.

2. Restricting Signal Indication Applies

If more than one indication is possible, and it can be determined that all possible indications are more favorable than Stop and Proceed, trains may proceed as though a Restricting Signal were displayed.

251. Track Signalled in One Direction

When track is signalled in only one direction, signal indication will be the authority for trains to operate with the current of traffic. Movements against the current of traffic will be governed by non-signalled DCS rules.

261. Track Signalled in Both Directions

Signal indication will be the authority for a train to operate in either direction on the same track.

At a hand-operated switch that is not equipped with an electric lock, a train may clear the main track only where maximum authorized speed on the main track over this switch is 20 MPH or less.

SIGNAL ASPECTS and INDICATIONS

The signal aspects and indications illustrated in Rules 279 through 297c govern the movement of trains and track cars. Other aspects must not be used unless shown in the Timetable with location, indication, and name.

Aspects are shown by one or more of the following methods:

1. The color of lights.
2. The flashing of lights.
3. The position of lights.
4. The position of semaphore arms.
5. The shape of the signal background on a position light dwarf or pedestal signal.
6. The shape, color or lettering of signs.

The following figure is used with signal aspects to indicate a flashing light:

The following figure is used with signal aspects to indicate a number plate:

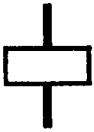

A number plate attached to a signal's mast or in an adjacent location signifies that the signal's most restrictive indication is more favorable than Stop. Number plates are illustrated in these rules only when they are needed to qualify the signal aspect.

Where signals are located on a bracket post to display aspects for two tracks, the right hand signal governs the track to the right, and the left hand signal governs the track to the left.

Example:

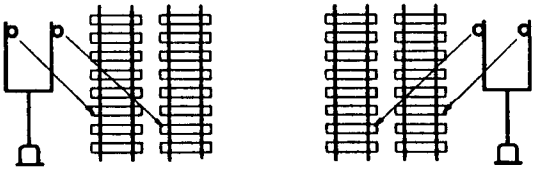

Where a track intervenes between the signal and the track governed by it, a dummy mast, marked by a blue light or reflector, will be placed to the right of the signal.

Example:

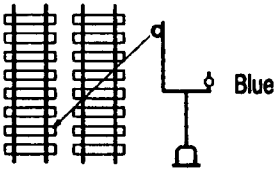

278. Placement of Signs

The following signs must be placed at braking distance from the restriction to which they apply:

1. Approach Speed Limit Sign.
2. Approach Permanent Speed Limit Sign.
3. Approach Sign.

The following signs must be placed in both directions protecting the tracks affected, to the right of and adjacent to the track requiring protection:

1. Approach Speed Limit Sign.
2. Speed Limit Sign.
3. Resume Speed Sign.
4. Approach Sign.
5. Stop Sign.
6. Restricted Area Speed Limit Sign.
7. Restricted Area Resume Speed Sign.

279. Cab Signal Aspects

In accordance with Rule 552, "Conformity between Cab Signals and Fixed Signals," the following chart illustrates the cab signal aspect that must conform to the applicable fixed signal.

Fixed Signal Name	Conforming Cab Signal Aspect	Cab Signal Name
Clear		CLEAR
Approach Limited Limited Clear Approach Medium Advance Approach Medium Clear		APPROACH MEDIUM
Approach Slow Approach Medium Approach		APPROACH
Slow Clear Slow Approach Restricting Stop and Proceed Stop Signal		RESTRICTING

When the movement of a train is governed solely by the cab signal, the indication of the fixed signal with the same name (i.e. Clear, Approach Medium, Approach, or Restricting) will apply. Movements are governed solely by cab signals when:

EX2029 - 0070

1. The train is operating in territory where cab signals are used without fixed automatic block signals (Rule 562).

or

2. The cab signal changes between fixed signals (Rule 553).

or

3. The cab signal is more restrictive than the fixed signal when the train enters a block (Rule 552).

Rule	Aspect(s)
280a.	FIG.
280b.	FIG.
281.	FIG. 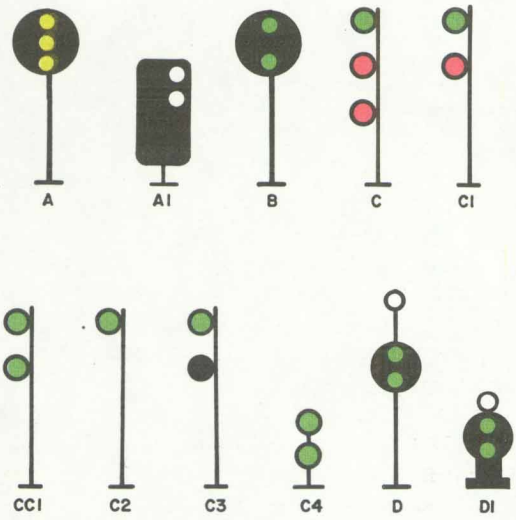

Rule	Name	Indication
280a.	CLEAR TO NEXT INTERLOCKING	Trains without operative cab signals must proceed on fixed signal indication, not exceeding 79 MPH, and approach next interlocking signal prepared to stop.
280b.	APPROACH NORMAL	Trains without operative cab signals must proceed on fixed signal indication not exceeding 79 MPH.
281.	CLEAR	Proceed not exceeding Normal Speed.

Rule	Aspect(s)
281b.	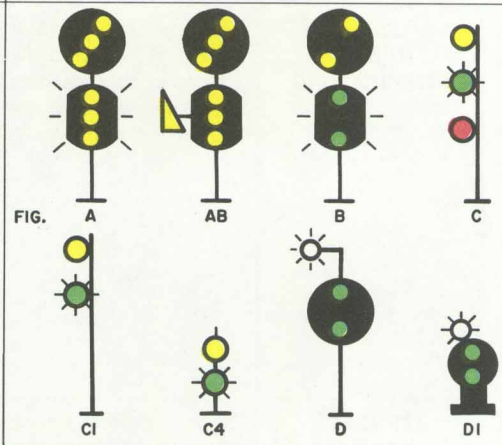
281c.	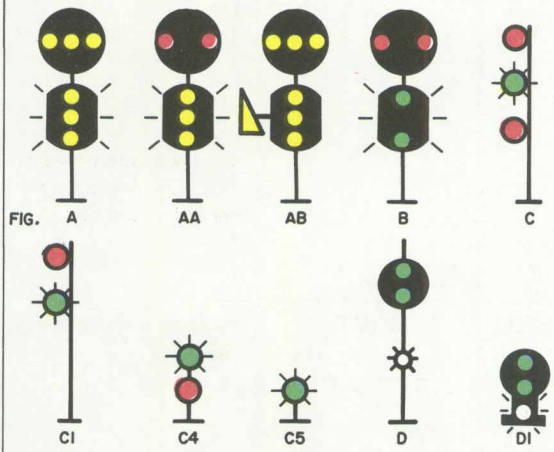
282.	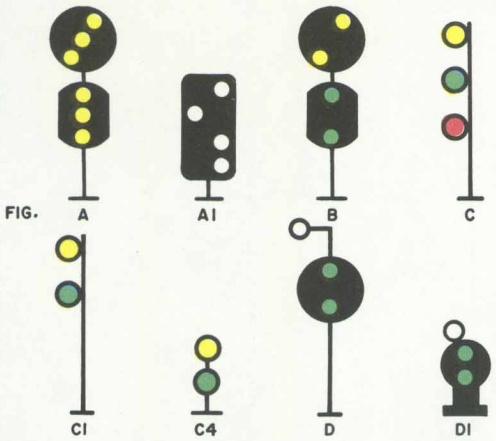

EX2029 - 0074

Rule	Name	Indication
281b.	APPROACH LIMITED	Proceed approaching the next signal at Limited Speed.
281c.	LIMITED CLEAR	Proceed at Limited Speed until entire train clears interlocking limits or turnouts, then proceed at Normal Speed. In CSS territory with fixed automatic block signals, trains not equipped with operative cab signals must approach the next signal at Limited Speed.
282.	APPROACH MEDIUM	Proceed approaching next signal at Medium Speed.

Rule	Aspect(s)
282a.	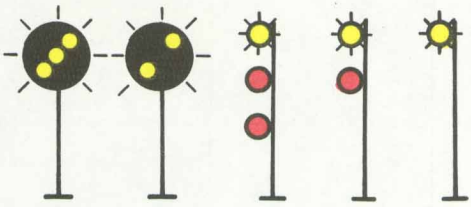 FIG. A B C CI C2
283.	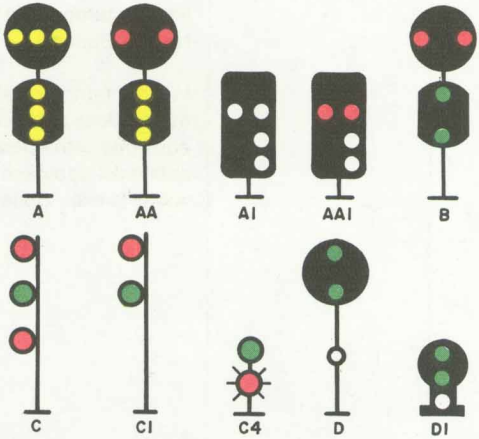 FIG. A AA AI AAI B C CI C4 D DI
283a.	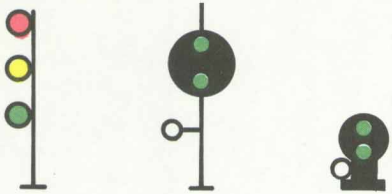 FIG. C D DI

Rule	Name	Indication
282a.	ADVANCE APPROACH	Proceed prepared to stop at the second signal. Trains exceeding Limited Speed must begin reduction to Limited Speed as soon as engine passes the Advance Approach signal.
283.	MEDIUM CLEAR	Proceed at Medium Speed until entire train clears interlocking limits or turnouts, then proceed at Normal Speed. In CSS territory with fixed automatic block signals, trains not equipped with operative cab signals must approach the next signal at Medium Speed.
283a.	MEDIUM APPROACH MEDIUM	Proceed at Medium Speed within interlocking limits approaching the next signal at Medium Speed.

Rule	Aspect(s)
284.	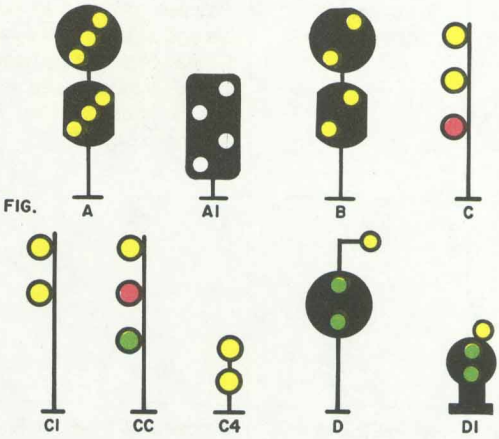
285.	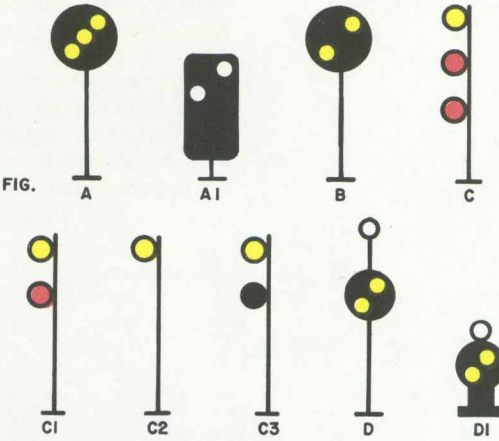
286.	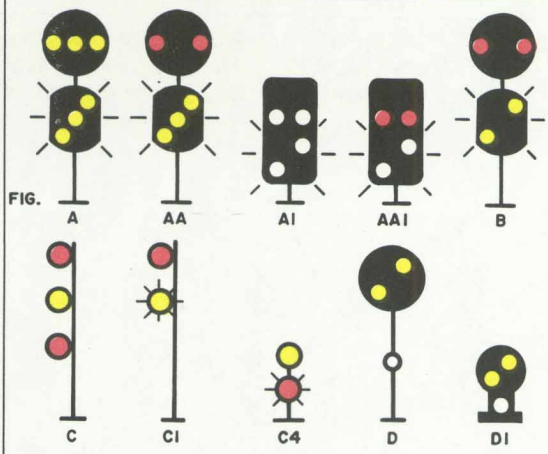

EX2029 - 0078

Rule	Name	Indication
284.	APPROACH SLOW	Proceed approaching the next signal at Slow Speed. Trains exceeding Medium Speed must begin reduction to Medium Speed as soon as the engine passes the Approach Slow signal.
285.	APPROACH	Proceed prepared to stop at the next signal. Trains exceeding Medium Speed must begin reduction to Medium Speed as soon as the engine passes the Approach Signal.
286.	MEDIUM APPROACH	Proceed prepared to stop at the next signal. Trains exceeding Medium Speed must begin reduction to Medium Speed as soon as the Medium Approach signal is clearly visible.

Rule	Aspect(s)
287.	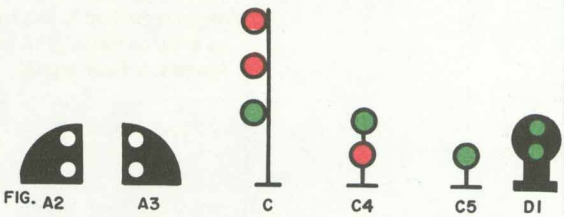
288.	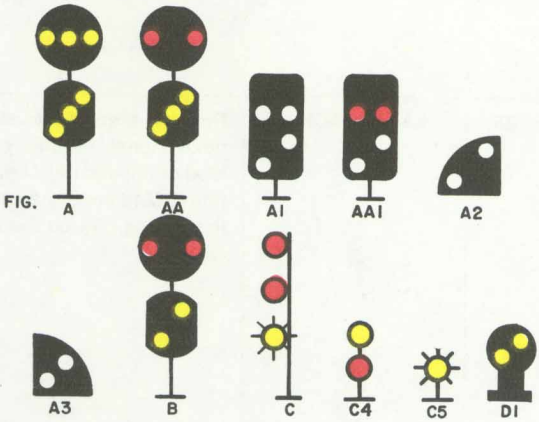
290.	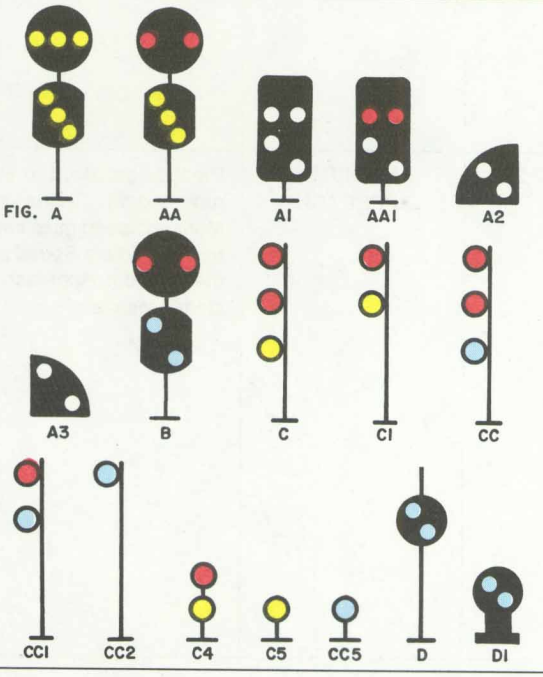

EX2029 - 0080

Rule	Name	Indication
287.	SLOW CLEAR	Proceed at Slow Speed until entire train clears interlocking limits or turnouts, then proceed at Normal Speed. In CSS territory with fixed automatic block signals, trains not equipped with operative cab signals must approach the next signal at Medium Speed once they have left interlocking limits.
288.	SLOW APPROACH	Proceed prepared to stop at the next signal. Slow Speed applies within interlocking limits or through turnouts, then Medium Speed applies.
290.	RESTRICTING	Proceed at Restricted Speed until the entire train has: 1. Passed a more favorable fixed signal. or 2. Entered nonsignalled DCS territory. or 3. Passed a location where a more favorable cab signal was received.

Rule	Aspect(s)
291.	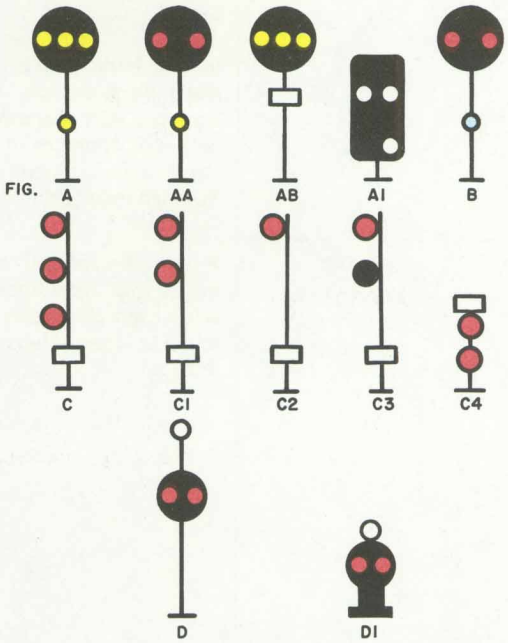
292.	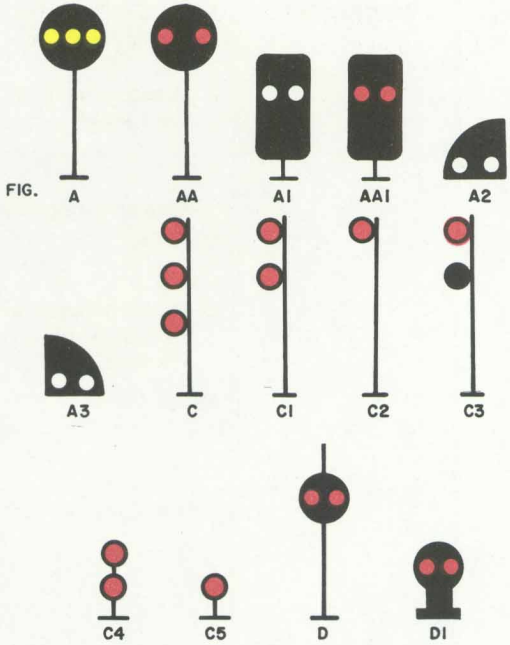

Rule	Name	Indication
291.	STOP AND PROCEED	Stop, then proceed at Restricted Speed until the entire train has: 1. Passed a more favorable fixed signal. or 2. Entered non-signalled DCS territory. or 3. Passed a location where a more favorable cab signal was received. Where a letter G (grade marker) or a letter R (restricting marker) is displayed in addition to a number plate as part of these aspects, freight trains may observe the signal as though Restricting, Rule 290, were displayed.
292.	STOP SIGNAL	Stop.

Rule	Aspect(s)
293.	FIG. A C2
293a.	FIG. A C2
293b.	FIG. C2 E

Rule	Name	Indication
293.	SWITCH CLOSED SIGNAL	Proceed.
293a.	SWITCH OPEN SIGNAL	Proceed prepared to stop short of open switches.
293b.	APPROACH CLEAR	Proceed. **NOTE:** Does not convey block or track information.

Rule	Aspect(s)
293c.	 FIG. A C2 E
294.	FIG. C2
294a.	FIG. C2

Rule		Aspect(s)
293c.	APPROACH RESTRICTING	Proceed prepared to stop at hand-operated switches and at the next signal. Trains exceeding Medium Speed must begin reduction to Medium Speed as soon as the engine passes the Approach Restricting signal. **NOTE:** Does not convey block or track information.
294.	CLEAR SLIDE DETECTOR SIGNAL	Proceed; slide detector not actuated.
294a.	SLIDE DETECTOR SIGNAL	Approach actuated slide detector prepared to stop short of obstruction.

Rule	Aspect(s)
296.	
296a.	
296b.	

EX2029 - 0088

Rule	Name	Indication
296.	**APPROACH PERMANENT SPEED LIMIT SIGN**	Proceed prepared to operate at posted speed through permanent speed restriction. **NOTE:** In electrified territory, this sign will be mounted in the catenary system; in non-electrified territory, this sign will be mounted on an overhead bridge or on a pole approximately 12 feet above the top of the rail.
296a.	**APPROACH SPEED LIMIT SIGN**	Approach the Speed Limit Sign at a speed not exceeding the speed posted on the Approach Speed Limit Sign. Where a sign with two sets of numerals is posted, the higher speed applies to passenger trains, and the lower speed applies to freight trains.
296b.	**SPEED LIMIT SIGN**	Proceed at speed posted on the Approach Speed Limit Sign until the entire train has passed the Resume Speed Sign.

Rule	Aspect(s)
296c.	
297.	
297a.	

Rule	Name	Indication
296c.	RESUME SPEED SIGN	Resume speed after the entire train has passed the Resume Speed Sign.
297.	APPROACH SIGN	Proceed prepared to stop at the Stop Sign. Trains exceeding Medium Speed must begin reduction to Medium Speed as soon as the engine passes Approach Sign.
297a.	STOP SIGN	Stop unless permission is received as prescribed by Rule 135.

Rule	Aspect(s)
297b.	
297c.	

EX2029 - 0092

Rule	Name	Indication
297b.	RESTRICTED AREA SPEED LIMIT SIGN	Proceed not exceeding 30 MPH until passing a Restricted Area Resume Speed Sign, unless otherwise instructed by the employee in charge.
297c.	RESTRICTED AREA RESUME SPEED SIGN	Resume speed after the entire train has passed the Restricted Area Resume Speed Sign.

FORM D CONTROL SYSTEM

Form D Control System (DCS) Rules apply only where designated by Timetable, Bulletin Order, or Form D line 6. Their purpose is to control the movement of trains. DCS Rules may be used in signalled territory or non-signalled territory. (Signalled territory is territory where ABS Rules are in effect for the direction of movement, and non-signalled territory is territory where ABS rules are not in effect for the direction of movement.) Form D line 2 is required for movement in DCS territory.

400. Occupying DCS Territory

a. Form D Authority

A train must not occupy DCS territory outside yard limits without Form D line 2 authority, except as provided in paragraph (d) of this rule, or as provided in Rule 503, "Train Movement Against Current of Traffic at an Interlocking." All Operators involved must receive a copy of the Form D. Form D line 2 may be issued into or through yard limits in lieu of verbal permission. All other provisions of Rule 93, "Movement within Yard Limits," apply.

The limits of the Form D authority must be designated by station names or whole mile post numbers. However, when a train is authorized to enter DCS territory at a hand-operated switch that is not at a station or whole mile post, the location of the originating hand-operated switch may be used as the beginning of the Form D line 2 authority. The following table describes the limit of the authority when line 2 ends at a station:

When Line 2 ends at:	The authority ends at:
An interlocking or controlled point	The home signal or controlled point signal.
A passenger station	The point specified by the Dispatcher on line 13.
A DCS siding	See Rule 404, "DCS Siding: Take Siding or Hold Main Track."
Hand-operated switch(es)	The fouling point of the first switch where opposing movements can clear.
Other stations	The station sign.

Before issuing a Form D authority in non-signalled DCS territory, the Dispatcher must determine that the track to be used is clear for passenger trains and clear outside of yard limits for other trains.

Overlapping Form D authorities for opposing movements must not be issued.

b. Operating Against Current of Traffic

Before authorizing a train to operate against the current of traffic, the Dispatcher must ensure that opposing movements are restricted by blocking devices or Form D.

c. Additions to Form D Line 2

The Dispatcher may direct addressee(s) to add additional line 2 authorities to a specified direction Form D which is still in effect.

In non-signalled DCS territory, these additions may be issued only after the Dispatcher has determined that the track to be used is clear, as outlined in paragraph (a) of this rule.

Additional line 2 authorities will be added to an effective Form D as follows:

1. The Dispatcher must contact the addressee(s), state his intent to give them an additional line 2 authority, and state the number and date of the Form D to which the line 2 authority will be added.

2. The Dispatcher will then transmit the additional line 2 authority and his initials. The addressee(s) will repeat the authority. The Dispatcher must not transmit the "time" of the addition to the addressee(s) until they have correctly repeated the authority. The addressee(s) must not act upon the additional authority until they receive the "time" of the addition.

3. The Dispatcher and the addressee(s) must record all additional information on line 2 of their Form D.

When an additional line 2 authority is transmitted to an employee on a train, the receiving employee must ensure that all addressed employees on the train receive the additional information and mark their Form D accordingly. When additional line 2's are relayed by employees, the dictating employee must not transmit the "time" of the addition until the receiving employee has correctly repeated the authority.

EX2029 - 0095

d. Following Another Train at a Hand-operated Switch

The Dispatcher (or Operator when authorized by the Dispatcher) may verbally authorize a train to follow another train at a hand-operated switch, in order to clear the switch and proceed in the opposite direction. This movement is limited to one train length beyond the switch, and it must be made at Restricted Speed. A crew member must precede the movement and provide flag protection. Before occupying DCS territory, the train must receive a Form D for movement in the opposite direction.

401. Operating in Non-signalled DCS Territory

a. Maximum Authorized Speed

Passenger trains must not exceed 60 MPH and freight trains must not exceed 50 MPH, unless otherwise restricted.

b. Approaching Home Signals, Controlled Point Signals, and Signals at the Beginning of ABS Territory

Trains must approach home signals, controlled point signals, and signals at the beginning of ABS territory prepared to stop, unless a distant signal is in service. If a train is delayed after passing a distant signal, it must approach the home signal or controlled point signal prepared to stop.

402. Operating in a Specified Direction

a. Reverse Movement in Non-signalled DCS Territory

To make a reverse movement in non-signalled DCS territory, a train authorized by Form D line 2 to operate in a specified direction must follow one of the procedures listed below:

1. The train must receive another Form D, line 2. **or**
2. The train must receive verbal permission from the Dispatcher and must proceed at Restricted Speed. The Dispatcher must specify the location to which the train is authorized to reverse. The Dispatcher must not authorize the train to reverse beyond the last point by which it was reported clear. A crew member must be stationed on the leading end of the movement to observe conditions ahead and take action to properly control the movement of the train. **or**

3. The movement must be preceded by a crew member and must proceed at Restricted Speed. Reverse movement must not go beyond the last whole mile post or station.

b. Reverse Movement in Signalled DCS Territory

To make a reverse movement within the limits of the same block in signalled DCS territory, a train authorized by Form D line 2 to operate in a specified direction will be governed by ABS Rule 501, "Reverse Move within the Limits of the Same Block."

To make a reverse movement beyond the limits of the same block in signalled DCS territory, a train authorized by Form D line 2 to operate in a specified direction must receive a new Form D, line 2.

c. Clearing DCS Territory

When a train operating in a specified direction clears the limits of its line 2 authority, the line 2 authority is fulfilled. When a train leaves the track specified on its Form D line 2 authority at a hand-operated switch and that switch has been restored to normal position, the movement has cleared. A new Form D must be issued for any further movement.

403. Operating in Both Directions

A train authorized by Form D line 2 to operate in both directions has exclusive occupancy of the track, and may operate in either direction. The Dispatcher must not authorize other movements into the line 2 limits. The line 2 authority remains in effect until cancelled.

Switches within the designated limits may be left in reverse position and unattended. Before the Form D is cancelled, however, the Conductor must ensure that all switches used by his crew are locked in normal position.

404. DCS Sidings: Taking Siding or Holding Main Track

If there is a DCS siding at the point last named on line 2 of a "specified direction" authority, or at either limit of a "both directions" authority, the train must not foul the first switch of the siding unless the train has received:

1. Form D line 13 authority to "Hold main track at [location]." **or**

2. Form D line 13 or verbal instructions from the Dispatcher to "Take siding at [location]."

The switch at the end of the siding that might be used by other movements to enter or clear the main track must not be fouled without proper authority.

When a train is holding the main track waiting for an opposing train, crew members must line the switch at the end of the siding for the opposing movement to clear.

405. Reporting to Dispatcher or Operator

The crew of a train must ensure that the Dispatcher or Operator is promptly notified when their train has:

1. Entered DCS territory, except when entering at an interlocking or controlled point. **or**
2. Cleared the limits of their line 2 authority, except when clearing at an interlocking station or TBS, or when verbally relieved from clearing by the Dispatcher.

NOTE: The Dispatcher or Operator must not use panel board indication lights to determine that the track is clear.

Trains may be reported clear of DCS territory or intermediate points only after an employee has determined that the rear car has cleared by one of the following means:

1. Observing the marker.
2. Observing the last car number.
3. Observing the telemetry device indication on the head end to ensure that air pressure indicates brake pipe continuity, once the head end of the train is 3 miles beyond the clearing point.
4. Receiving a correct axle count from an equipment defect detector. This method may be used only when the axle count from the detector agrees with the count of a previous detector or with an actual axle count made by a crew member.

406. ABS Failure: Non-signalled DCS Substitution

a. Form D line 6 or Bulletin Order

When an ABS failure occurs, non signalled DCS rules may be substituted by Bulletin Order or Form D line 6.

All Operators involved must receive a copy of the Form D line 6 or Bulletin Order. Before the Dispatcher issues the Form D line 6 or before the Bulletin Order becomes effective, the Dispatcher must ensure that:

1. Signals leading to the affected track are in Stop position; these signals must not be displayed for movement to the affected track, **AND**
2. Blocking devices are applied to the controls of switches and signals leading to the affected track.

b. Rules-in-effect

ABS and CSS rules do not apply when non-signalled DCS rules are substituted for ABS.

c. Grade Crossings

Unless otherwise instructed by Bulletin Order or Form D line 13, trains approaching highway grade crossings equipped with automatic warning devices will be governed as follows:

1. They must approach the crossings prepared to stop, **AND**
2. They must not occupy the crossings until protection is provided by on-ground personnel.

EXCEPTION: On-ground protection is not required when the following conditions are met: (1) the crossing is equipped with gates, (2) the train stops within 20 feet of the crossing, and (3) the crew sees that all gates are in the horizontal position and that crossing lights are flashing.

d. Form D Line 7: Interlocking or Controlled Point Removed from Service

Interlocking and controlled point signals remain in service unless otherwise specified by Bulletin Order or Form D line 7. Before the Dispatcher issues Form D line 7 or before the Bulletin Order becomes effective, the Dispatcher must ensure that switch points at interlockings or controlled points to be removed from service have been spiked or wedged for the route to be used.

Interlockings that include a movable bridge or a railroad crossing at grade must not be removed from service in this manner.

AUTOMATIC BLOCK SIGNAL SYSTEM

Automatic Block Signal (ABS) Rules apply only where designated by Timetable or Bulletin Order. Their purpose is to control the movement of trains in territory where the entrance to each block is governed by fixed signals, cab signals, or both. ABS signals convey to trains the occupancy and/or condition of the track ahead of them. Under normal conditions train movements are authorized by these signals.

500. Occupying or Fouling a Block

A train must not enter or foul a block without proper signal indication or permission of the Dispatcher (or Operator when authorized by the Dispatcher).

a. Crew Responsibility at Hand-operated Switch

After permission is received to enter a block at a hand-operated switch, crew members must take the following action to ensure adequate signal protection:

1. At switch(es) **not equipped with a bolt lock or an electric lock,** a crew member must promptly operate the switch(es), and then wait 5 minutes before starting train movement. If a train is seen or heard approaching on the track to be occupied before the 5 minutes has elapsed, switch(es) must be secured in normal position. Permission must again be obtained from the Dispatcher or Operator to occupy the main track.
2. At switch(es) **equipped with a bolt lock** but not an electric lock, a crew member must promptly operate the bolt lock and then wait 5 minutes before operating the switch(es).
3. At switch(es) **equipped with an electric lock,** train movement may begin as soon as the switch(es) have been properly lined.

b. Relief from 5 Minute Wait

The Dispatcher (or Operator when authorized by the Dispatcher) may relieve crew members from the 5 minute waiting period. To do so, the Dispatcher must determine that no train is moving or has been authorized to move in the direction of the switch(es) from the

last TBS, interlocking or controlled point. When switch(es) have been lined for movement, a member of the crew must immediately notify the Dispatcher or Operator. The Dispatcher must not authorize the movement of a train from the last TBS, interlocking or controlled point until this notification has been received.

c. Speed Entering Block Between Signals

A train entering a block between signals must proceed at Restricted Speed until the entire train has passed the next block signal. In cab signal territory, the train may proceed in accordance with cab signal indication.

501. Reverse Move within the Limits of the Same Block

A train may make a reverse move, at Restricted Speed, within the limits of the same block when preceded by a crew member, who must be prepared to stop an opposing movement operating at Restricted Speed.

The Dispatcher (or Operator when authorized by the Dispatcher) may permit a train to make a reverse move, at Restricted Speed, within the limits of the same block, without a crew member preceding the movement. A crew member must be stationed on the leading end of the movement to observe conditions ahead and take action to properly control the movement of the train.

Before permission is granted, the Dispatcher must determine that the track to be used is clear of opposing movements and that the blocking devices are applied to protect against opposing movements.

502. Reverse Move Beyond the Limits of the Block

a. On Tracks Where Rule 251 is in Effect

Where Rule 251 is in effect, a train must not make a reverse movement beyond the limits of the block without Form D line 2 authority, as prescribed by non-signalled DCS rules.

b. On Tracks Where Rule 261 is in Effect

Where Rule 261 is in effect, a train must not make a reverse movement beyond the limits of the block without verbal permission of the Dispatcher (or Operator when authorized by the Dispatcher). Before permission is granted, the Dispatcher must determine that:

1. The track to be used is clear of opposing movements, **AND**
2. Signals governing opposing movements are in Stop position, **AND**
3. Blocking devices are applied to protect against opposing movements.

Verbal permission to re-enter must be given in the following manner:

"No. 5306 engine 4129 reverse direction on No. 2 track at MP 5 and proceed west to MP 6."

Movement must operate at Restricted Speed until governed by a more favorable signal.

503. Train Movement against Current of Traffic at an Interlocking

The Dispatcher (or Operator when authorized by the Dispatcher) may verbally authorize movement against the current of traffic at an interlocking. This movement is limited to one train length beyond the home signal. Before authorizing such movement, the Dispatcher must determine that:

1. The track to be used is clear of opposing movements,

AND

2. Signals governing opposing movements are in Stop position,

AND

3. Blocking devices are applied to protect against opposing movements.

The Operator must also communicate with the Dispatcher or Operator controlling the next interlocking, controlled point or TBS to ensure that there are no opposing movements in the block.

The blocking devices holding opposing movements must remain applied until the movement against the current of traffic has been completed.

504. Delay in a Block

If a train has passed a signal and is delayed in the block, it must proceed at Restricted Speed. If the track is known to be clear to the next signal, and the next sig-

nal, indicates proceed, then the train may be operated in accordance with the last signal indication received. In cab signal territory, the train may proceed in accordance with cab signal indication.

505. Clearing a Block, Switches Restored to Normal Position

a. After Train Clears a block: Reporting Clear

When a train clears a block at a hand-operated switch or crossover, and the switch(es) have been restored to normal position, it must be reported clear to the Dispatcher or Operator by the Conductor, Engineer, or member of the crew authorized by the Conductor or Engineer.

b. At Hand-operated Switch or Crossover: Permission to Re-enter Block

When hand-operated switch(es) have been restored to normal position, even though the train has not been reported clear of the block, it must not again enter that block without permission of the Dispatcher or Operator.

506. Trains that Might Not Shunt

Trains that might not shunt track circuits must not be operated in ABS territory without authority of the Dispatcher. Following movements must not be permitted between TBS's, interlockings, or controlled points unless directed by Form D line 13 to operate at Restricted Speed.

Blocking devices must be applied to protect against following movements. The signal governing entrance to the affected track may be displayed to authorize movement, but must be immediately restored to Stop position once the non-shunting train has entered the block.

The Dispatcher or Operator admitting the train to the block must notify the Dispatcher or Operator in charge of adjoining territory that the train is of a type that might not shunt track circuits. Where Rule 261 is in effect, this notification must be given prior to admitting the train to the block, and the Dispatcher or Operator in charge of adjoining territory must provide blocking device protection against opposing movements.

EX2029 - 0103

507. Track Conditions that May Cause Non-shunting

If the condition of the track is such that track circuits may fail to shunt properly, not more than one train at a time will be permitted between TBS's, interlockings or controlled points, unless directed by Form D line 13 to operate at Restricted Speed. Blocking devices must be applied to the controls of switches and signals leading to the affected track. The signal governing entrance to the affected track may be displayed only for an immediate movement, then immediately restored to Stop position.

508. Automatic Block Signal Used in Non-ABS Territory

An automatic block signal used in non-ABS territory will indicate the condition of the track between that signal **AND**

1. The next signal. **or**
2. The "End Automatic Block" sign.

509. "End Automatic Block" Sign Used in ABS Territory

In addition to its use in non-ABS territory, an "End Automatic Block" sign may be used at the end of ABS territory. In such a case, the last automatic block signal will indicate the condition of the track only to the "End Automatic Block" sign.

CAB SIGNAL SYSTEM

Cab Signal System (CSS) Rules apply only where designated by Timetable or Bulletin Order. The CSS is interconnected with the fixed signal system to provide the Engineer with continuous information on the occupancy and/or condition of the track ahead.

This section presents rules governing the use of the CSS, including: movement without cab signals; testing the cab signal apparatus; conformity of cab signal with fixed signals; failure, flip, and nonconformity of the cab signals; and movement with cab signals but without wayside signals.

550. Train Not Equipped with Cab Signal Apparatus

The movement of a train not equipped with cab signal apparatus is prohibited, except when authorized by the Timetable. Movements authorized by the Timetable will be governed by fixed signal indication. Such movements must be made at Restricted Speed, unless the Dispatcher authorizes Rule 556.

551. Testing the Cab Signal Apparatus

a. Departure Test

The cab signal apparatus on the leading end of the first engine or control car of each train must be tested and found to be operational within 24 hours before the engine or control car leaves its initial terminal.

If test equipment is not available at a point where an intermediate unit will be required to become a lead unit, this unit must also be tested at the initial terminal.

The employee performing the test must post a signed copy of the test results in the cab of the locomotive and must leave a signed copy of the test results at the test location.

If the cab signal apparatus is de-energized after the departure test has been made, it must be tested again before entering equipped territory. Engines dispatched from points in CSS territory to points where test racks are not provided must have the cab signal apparatus energized for the entire trip. Test racks at locations other than terminals will be specified in the Timetable.

b. Engineer's Test of Audible Indicator

After taking charge of an engine, the Engineer must assure himself that the cab signal apparatus is energized and that the audible indicator will sound when the acknowledging device is operated. If the audible indicator fails to sound when the acknowledging device is operated, the Engineer must not enter equipped territory. He must communicate with the Dispatcher and advise him of the situation.

c. Operating from Equipped Unit Without Departure Test

If necessary en route to operate from an equipped unit or end that had not been given a departure test, the cab signals must be considered inoperative. Rule 554, "Movement without Cab Signals, Speed Control, or Automatic Train Stop," must be observed.

552. Conformity between Cab Signals and Fixed Signals

a. Cab Signal Does Not Conform to Fixed Signal: More Restrictive Signal Governs

The cab signal should conform to each fixed signal within three seconds after a train enters a block. If the cab signal and fixed signal do not conform, the more restrictive signal will govern movement through the block. The Engineer must notify the Dispatcher or Operator as soon as possible without delaying the train, giving location and track on which nonconformity occurred.

b. Cab Signal Conforms to Fixed Signal: Fixed Signal Governs

If the cab signal conforms to the fixed signal upon entering the block, the fixed signal will govern.

553. Cab Signal Changes Between Fixed Signals

If the cab signal changes between fixed signals, the cab signal will govern, subject to the following restrictions:

1. Cab Signal Changes to Restricting

When the cab signal aspect changes to Restricting between fixed signals, the Engineer must take action at once to reduce to Restricted Speed.

2. Interlocking Signal Requires Medium or Limited Speed, Cab Signal Changes to More Favorable Aspect

If an interlocking signal requires Medium or Limited Speed and the cab signal changes to a more favorable aspect, the speed must not be increased until the train has run its length.

3. Cab Signal Changes from Restricting to More Favorable

If the cab signal aspect changes from Restricting to a more favorable aspect, the speed must not be increased until the train has run its length.

4. Cab Signal Changes from Clear to Approach Medium

If the cab signal changes from Clear to Approach Medium between fixed signal locations, trains exceeding Medium Speed must at once begin reduction to that speed, unless otherwise authorized by the next fixed signal indication.

EXCEPTION: If the cab signal does not conform to the fixed signal at the entrance to the block, and the fixed signal is more restrictive than the cab signal, the fixed signal will govern movement through the entire block.

554. Movement With Inoperative Cab Signals, Speed Control, or Automatic Train Stop

The movement of a train equipped with cab signals, speed control, or automatic train stop not in operative condition for the direction of movement is prohibited. The only exception is when failure occurs after the engine leaves its initial terminal.

a. Engineer's Responsibility

If the cab signal, speed control, or automatic train stop fails en route, the Engineer must take the following actions:

1. Operate the train according to fixed signal indication and cab signal indication, if operable. Speed must not exceed 40 MPH, unless the Dispatcher authorizes Rule 556.
2. Pass no signal displaying Stop and Proceed or Restricting, unless authorized by the Dispatcher.
3. Notify the Dispatcher and Conductor as soon as possible without delay to the train. The reason and location of the failure must be included in this report.
4. Consider the failed apparatus as inoperative until the engine has been repaired, tested and found to be functioning properly.

b. Dispatcher's Responsibility

Once advised of a cab signal, speed control, or automatic train stop failure, the Dispatcher must take the following actions:

1. He must inform the Dispatcher of the connecting dispatching district, division, or railroad.
2. He must not grant permission for the train to pass a Stop Signal, Stop and Proceed, or Restricting Signal, until he has determined that the block to be entered is not occupied. In an emergency, the Dispatcher may authorize movement into an occupied block.

555. Criteria for Determining Cab Signal Apparatus Failure

The cab signal apparatus will be considered as having failed if any of the following conditions occur:

1. The audible indicator fails to sound when the cab signal changes to a more restrictive aspect.
2. The audible indicator continues to sound even though the cab signal change was acknowledged and the speed of the train was reduced to the speed required by the cab signal indication.
3. The cab signal fails to conform at 2 fixed signal locations in succession.
4. Damage or fault occurs to any part of the cab signal apparatus.
5. When approaching a fixed signal displaying Approach or more favorable aspect in CSS territory without fixed automatic block signals, the cab signal displays Restricting and fails to conform after passing the fixed signal.
6. When approaching a fixed signal displaying Stop and Proceed, Restricting, or Stop Signal, and the cab signal displays an aspect more favorable than Approach.

   EXCEPTION: This procedure does not apply when the fixed signal being approached is imperfectly displayed.

556. Dispatcher's Authorizations for Movement

This rule applies only to:

1. Movements authorized by the Dispatcher, as pro-

vided for in Rule 550, "Train Not Equipped with Cab Signal Apparatus" and Rule 554, "Movement With Inoperative Cab Signals, Speed Control, or Automatic Train Stop." **or**

2. Movements made in accordance with Rule 561, "Cab Signal Portion of Wayside Signalling Equipment Not Operative."

Such movements may proceed at Normal Speed, not exceeding 79 MPH. They will be governed by fixed signal indication and cab signal indication if operable, and must not pass a signal displaying a Restricting or Stop and Proceed unless authorized by the Dispatcher.

The Dispatcher must not grant permission for such movements to pass a Stop Signal, Stop and Proceed, or Restricting Signal, until he has determined that the block to be entered is not occupied. In an emergency, the Dispatcher may authorize movement into an occupied block.

557. Dispatcher's Responsibility for Recording Movements

Dispatchers must record on the Record of Train Movements the movement of trains operating under any of the following conditions:

1. Inoperative cab signals.
2. Unequipped with cab signals.
3. Inoperative speed control.
4. Inoperative automatic train control.

The Dispatcher must indicate those movements authorized to operate as provided by Rule 556, "Dispatcher's Authorizations for Movement," and Rule 562, "Movement with Cab Signals but without Automatic Block Signals."

558. Cab Signal Aspect Flips

When cab signal aspect "flips," momentarily changing aspect and then returning to the original aspect, the Engineer must notify the Dispatcher or Operator as soon as possible without delaying the train. The Engineer must give the following information:

EX2029 - 0109

"Cab signal flipped from [signal name] to [signal name] on No. [track] at [signal bridge or MP No.] or between [designated points if multiple occurrence]."

When the "flip" holds for a duration which requires the cab signal to be acknowledged, the Engineer must so state when reporting the occurrence.

559. Engineer's Responsibility to Report on Forms

In addition to verbally reporting flips, failures, nonconformities, and other unusual occurrences of the CSS apparatus as required by these rules, the Engineer will report them on the prescribed form.

560. Circumstances in Which Cab Signal Gives No Indication

Cab signals will not indicate conditions ahead when the engine is:

1. Moving against the current of traffic. **or**
2. Pushing cars. **or**
3. Running backward but not equipped with cab signal apparatus for backward movement.

561. Cab Signal Portion of Wayside Signalling Equipment Not Operative

If the cab signal portion of the wayside signalling equipment is inoperative, the Dispatcher (or Operator when authorized by the Dispatcher) must advise the Engineer verbally or on Form D line 11 of the limits of the area affected by the malfunction in the equipment.

The Speed Control System of the engine must be cut out, and the Cab Signal Apparatus must be Cut in.

Movement within the limits of the affected area will be governed by Rule 556, "Dispatcher's Authorizations for Movement" or Rule 562, "Movement with Cab Signals but without Automatic Block Signals."

562. Movement with Cab Signals but without Automatic Block Signals

a. Requirements for Train Without Operative Cab Signals

In territory where cab signals are used without fixed

automatic block signals, trains not equipped with cab signals or equipped with cab signals not in operative condition must not move. The cases below are exceptions.

1. When the cab signal fails between interlockings, trains must immediately reduce to Restricted Speed and continue at that speed to the next interlocking, unless the Dispatcher can establish an absolute block.
2. When authorized by fixed wayside signal displaying Rule 280a, "Clear to Next Interlocking" signal, the train may proceed on signal indication to next interlocking signal.
3. When authorized by Form D and fixed wayside signal, the train may proceed at Normal Speed, not exceeding 79 MPH, prepared to stop at all interlocking signals.

Trains with operable cab signals may be authorized by the Dispatcher to operate according to Rule 280a, "Clear to Next Interlocking" when the field part of the CSS is inoperative.

b. Dispatcher's or Operator's Responsibility for Clear Routes

Before permitting a train to pass an interlocking signal when the train has been authorized by Form D to proceed at Normal Speed, not exceeding 79 MPH, the Dispatcher or Operator in control must know by means other than panel board indication lights that:

1. The route is clear to the next interlocking, **AND**
2. No train has been given permission or a signal to enter or foul that track.

c. Reverse Movements

Reverse movement must not be made without verbal permission of the Dispatcher.

INTERLOCKINGS AND CONTROLLED POINTS

Interlocking and Controlled Point rules apply to any movement within interlocking limits or at a controlled point. These rules cover the use of signals and applian-

ces, movement within and through interlockings and controlled points, dangerous conditions, and the closing of interlocking stations.

600. Clearing of Interlocking and Controlled Point Signals

Interlocking and controlled point signals govern the use of the routes of an interlocking or controlled point. These signals must be cleared sufficiently in advance of approaching trains to avoid delay.

601. Interlocking and Controlled Point Signals, Interlocking Appliances: Operation, Repair, Malfunction

Interlocking signals, controlled point signals, and interlocking appliances must be operated only by those charged with operating them. When these devices are undergoing repair, or when any irregularity affecting their operation is detected, two actions must be taken:

1. Stop Signals must be displayed and blocking devices applied to all affected signals and interlocking appliances, **AND**
2. Defects must be reported promptly to the Dispatcher and the Signal Maintainer.

Signals must remain in Stop position and blocking devices applied until the Signal Maintainer has reported that:

1. Repairs have been completed, **AND**
2. Interlocking appliances are properly lined for movement, when repairs were performed on interlocking appliances.

602. Interlocking or Controlled Point Signals: Rerouting Trains

When an interlocking or controlled point signal has been cleared for an approaching train, the signal must not be changed to Stop position until:

1. The train has been stopped. **or**
2. The Engineer has been informed of the situation and has advised the Dispatcher or Operator that he can stop before reaching the signal.

EXCEPTION: In an emergency, the signal may be immediately changed to Stop position.

The route for the approaching train must not be changed until the train has stopped.

603. Interlocking Appliances: Control Mechanisms

Control mechanisms that operate an interlocking appliance must not be operated when any portion of a train is standing on or closely approaching the appliances.

604. Interlocking Appliances: Locking

If impossible to lock an interlocking appliance, two actions must be taken:

1. All control mechanisms must be placed in the required position and blocking devices applied,

AND

2. All affected appliances must be properly lined, and spiked or wedged.

The Dispatcher or Operator must not give a train permission to pass a Stop Signal until the two above requirements are met.

605. Movements That Might Not Shunt

Train movements that might not shunt track circuits must be made on signal indication. Track car movements will be made on signal indication except for routes that lead to ABS or DCS territory. Before permitting train and track car movements of these kinds, the Dispatcher or Operator must ensure that all interlocking or controlled point appliances are properly lined and secured with blocking devices. Only those blocking devices applied to protect track car movements entering ABS or DCS territory will be recorded and reported to the Dispatcher.

After the equipment has entered interlocking limits, the home signal, if displayed, must be set to display Stop Signal and secured with a blocking device. Thereafter, the Dispatcher or Operator must not remove the blocking devices protecting any portion of the affected route until the employee in charge of the equipment has reported clear of the opposing signal governing that portion of the route.

The employee in charge of the equipment must notify the Dispatcher or Operator when the movement is clear of interlocking limits.

606. Rust on Rails or Wheels

If rails are rusted or cars have been left standing and wheels are rusted, crew members must confer with the Dispatcher or Operator. Interlocking appliances must not be operated until movement has been completed. Interlocking control mechanisms must be blocked with blocking devices. These blocking devices need not be recorded nor reported to the Dispatcher.

If rails are rusted, Signal Maintainers must notify Dispatchers and Operators on the prescribed form.

607. Railroad Crossings at Grade

Engines or cars must not be left within the limits of interlocked railroad crossings at grade.

608. Delay in an Interlocking

If a train has passed an interlocking signal and is delayed, it must proceed at Restricted Speed. If the track is seen to be clear to the next signal, and the next signal indicates proceed, then the train may be operated in accordance with the last signal indication received. In cab signal territory, the train may proceed in accordance with cab signal indication.

609. Interlocking or Controlled Point Signal Changes to Stop

If a signal aspect permitting a train to proceed changes to Stop Signal before it is reached, the stop must be made as soon as safe handling will permit. Such signal changes must be reported to the Dispatcher.

610. Stopped in an Interlocking by Dispatcher or Operator

If the Dispatcher or Operator stops a train while it is moving through an interlocking, the train must not move in either direction until it has received the proper signal or permission from the Dispatcher or Operator.

611. Stop Less than One Engine Length beyond Interlocking Signal

If a train stops less than 1 engine length beyond an interlocking signal, it must not proceed without permission of the Dispatcher or Operator.

612. Reversing Direction within an Interlocking

To reverse direction within the limits of an interlocking, trains must have either:

1. Proper interlocking signal. **or**
2. Permission of the Dispatcher or Operator.

613. Movement Not Governed by Fixed Signal Indication

Movements not governed by fixed signal indication within interlocking limits must receive permission from the Dispatcher or Operator. Movement may then proceed at Restricted Speed to the next signal. In cab signal territory, trains may proceed in accordance with cab signal indication after clearing interlocking limits.

614. Derailment or Damage

If there is a derailment or if any damage occurs to the track or interlocking, two immediate actions must be taken:

1. Stop Signals must be displayed and blocking devices applied to the controls of all interlocking signals and appliances that may be affected, **AND**
2. The Dispatcher must be notified.

No movement may be permitted until all parts of the interlocking and track that may be damaged have been inspected and are confirmed safe for the movement.

615. Dangerous Conditions or Obstructions

If a train passes an interlocking station with any indication of conditions dangerous to itself or to a train on another track, or if the Dispatcher or Operator is informed of any obstruction in a block, two actions must be taken:

1. An attempt must be made immediately to stop any train involved, **AND**

2. The Operator or Dispatcher controlling the next interlocking, controlled point or TBS must be notified.

Each Operator and Dispatcher must display Stop Signals to all trains that may be endangered. A train may be permitted to proceed at Restricted Speed after the crew has been informed of the situation.

616. Interlocking Station Closed

When an interlocking station is closed, routes and signals must be set to comply with instructions of the Dispatcher. The station building must be secured.

RADIOS AND TELEPHONES

Radio use must comply with regulations of the Federal Communications Commission (FCC). The following rules are set forth to meet these regulations and to provide a safe and efficient operation.

700. Radio Use

Company radios must be used exclusively for railroad operations. The use of radios other than those furnished by the Company for railroad operations is prohibited.

701. Radio Failure and Interference

If the radio fails, other means of communication must be used to avoid delay in operations. Failure of radio or interference from another radio station must be reported to the Dispatcher or Yardmaster promptly with information as to location, time, and, if possible, the identity of the interfering station.

702. Care and Protection of Radio Equipment

Employees using radio equipment must exercise care to prevent damage to or loss of the equipment. Employees assigned a portable radio will be responsible for the proper care and protection of it.

703. Technical Adjustments of Radios

No technical adjustments may be made to a radio set, except by those employees specifically authorized.

704. Radio Inspection

Employees shall permit inspection of the radio equipment in their charge and all FCC documents pertaining thereto by a duly accredited representative of the FCC at any reasonable time.

705. Radio Transmission and Reception Procedures

When taking charge of a radio, employees must make a voice test with another radio unit to confirm quality and readability of transmissions. If the radio does not operate properly, it must be removed from service until repaired, and each crew member and Dispatcher or Yardmaster notified promptly. In event of radio failure en route, the Dispatcher must be notified as soon as practical.

Before transmitting by radio, the employee must listen to ensure that the channel on which he intends to transmit is not in use.

All transmissions must be repeated by the employee receiving them except:

1. Transmissions used in yard switching operations.
2. Those transmissions that do not contain any information, instruction or advice that could affect the safety of a railroad operation.

Employees must ensure that radio contact with the proper persons has been made and must not take action until certain that all conversation with them has been heard, understood and acknowledged.

Any radio communication that is not fully understood or completed in accordance with the requirements of these rules shall not be acted upon and shall be treated as though not sent. Emergency communications are an exception.

706. Radio Location and Monitoring

When their duties involve the use of radio, employees must have the radio on and tuned to the proper channel at all times. The volume must be adjusted so that all transmissions can be heard.

The Timetable designates fixed base stations, wayside stations, periods attended and assigned radio channels.

EX2029 - 0117

707. Emergency Communications

All employees shall give absolute priority to emergency communications. Except in answering or aiding a station in distress, employees shall refrain from sending any communication until certain that no interference will result to the station in distress.

708. Radio Messages: Content and Code Words

The following procedures will govern identification and content of messages when using radio:

To originate a call, employees must:

1. Identify their employing railroad.
2. Identify their base station, wayside station or yard station by name or other designation of station and location.
3. Identify their mobile radio unit by:

a. Schedule number if on a scheduled train.

b. Symbol and engine number if on an extra train.

c. TC followed by the number of the car if on a track car.

d. Other appropriate mobile unit identification.

Communication must be as brief as possible and must use these key words:

"ROGER"	to signify that the message was received and understood. When required by Rule 705, "ROGER" also means that you have repeated instructions correctly.
"OVER"	at the close of each transmission to which a response is expected.
"OUT"	at the close of each transmission to which a response is not necessary. "OUT" must be preceded by proper identification.
"EMERGENCY"	transmitted three times to obtain use of radio channels for initial report of conditions endangering train movements.

709. Prohibited Transmissions

Employees shall not knowingly transmit:

1. Any false distress communication.
2. Any unnecessary, irrelevant, or unidentified communication.
3. Any obscene, indecent, or profane remark.

710. Radio Identification in the Yard

When positive identification is achieved in connection with switching, classification, and similar operations wholly within a yard, fixed and mobile units may use short identification after the initial transmission and acknowledgement. Short identification must include engine or unit number, such as "Back up 8271" or "Go ahead 8271."

If an exchange of communications continues without substantial interruption, positive identification must be repeated every 15 minutes.

711. Radio Communication in Lieu of Hand Signals

When radio communication is used in lieu of hand signals in connection with the switching, backing or pushing of trains, the employee directing the movement shall give complete instructions or keep in continuous radio contact with the employees receiving the instructions. If the instructions are not understood or continuous radio contact is not maintained, the movement must be stopped immediately and may not be resumed until the misunderstanding has been resolved or communication has been restored. If the means of communication is changed, no movement may be made until all crew members have been notified.

When backing or pushing a train, the distance of the movement must be specified, and the movement must stop in one-half the specified distance unless additional instructions are received.

Names of fixed signals affecting the movement of a train must be communicated to the Engineer.

712. Signal Indications

Dispatchers or Operators must not advise the aspect, name, or indication of any fixed signal, and crew mem

bers must not request this information. Crew members may use the radio to communicate a fixed signal to other members of the same crew.

Radio communication may not be used to convey instructions that would have the effect of overriding the indication of a fixed signal. Radio communication may only be used to impose a more restrictive action than the indication of a fixed signal.

713. Radio Communication Concerning Passing Trains

A Dispatcher or Operator may accept information regarding the movement of a train from:

1. The Conductor or Engineer of another train. **or**
2. A Track Car Driver. **or**
3. Another qualified employee.

When necessary to report the passage of a train prior to fouling or occupying a track, employees must identify the passing train by engine number and proper marker display. Dispatchers or Operators must not give permission for a train to foul or occupy a track until this information is received.

714. Telephone Use

Telephones shall be operated in accordance with instructions posted at the location. The telephone box shall be closed and locked when not in use. Where a manual cut-out switch is provided, it shall be operated to disconnect the telephone before closing the box. Telephone lines must be yielded promptly for calls pertaining to emergencies and train movements.

715. Recording of Communications

Radio and telephone communications are regularly recorded when they involve:

1. Train radio communications.
2. Dispatcher and Operator telephones.
3. Dispatcher open line.

In addition to the communications specified above, other telephone conversations may be recorded. An audible "beep" tone approximately every 15 seconds indicates recording.

MOVEMENT OF TRACK CARS

Track cars do not reliably activate track circuits (shunt the track). For this reason the movement of track cars requires a separate category of rules that provide for the necessary protection of these movements.

800. Foremen and Track Car Drivers: Responsibilities, Governing Rules, Qualifications

Foremen and Track Car Drivers will be in charge of the track cars under their jurisdiction. They will be governed by the rules and special instructions that apply to trains, except as modified by the rules governing Movement of Track Cars. Foremen and Track Car Drivers must be qualified on the Operating Rules, Timetable and physical characteristics of the territory on which they are to operate.

801. Inspection of Track Cars

The Foreman or Track Car Driver must perform a visual inspection to see that the track car is in safe operating condition before operating it. Track cars must not be operated if found in an unsafe condition.

802. Track Car Identification on Form D

Track cars must be identified using the prefix TC along with the letters and numerals stenciled on the track car.

803. Placing or Operating Track Cars on Tracks

a. Tracks Where ABS or DCS Rules are in Effect

Form D line 2 and line 3 authority must be obtained before track cars are placed or operated on a track where ABS or DCS rules are in effect. Two exceptions are:

1. Track car movements within yard limits in non-signalled DCS territory may be made with verbal permission of the Dispatcher (or Operator when authorized by the Dispatcher).
2. Track car movements at an interlocking may be made one track car length beyond the home signal into ABS or DCS territory. Such movements require verbal permission of the Dispatcher (or Operator when authorized by the Dispatcher).

Before issuing Form D lines 2 and 3 or granting verbal permission for a track car to shift at an interlocking as outlined in item (2) above, the Dispatcher must ensure that:

1. The track on which the movement is to be made is clear of opposing movements, **AND**
2. Signals governing opposing and following movements are in Stop position, **AND**
3. Blocking devices are applied to protect against opposing and following movements.

The Dispatcher must issue a copy of the Form D to all Operators involved.

b. Tracks Where ABS or DCS Rules are not in Effect

Track cars must not be placed on or operated on tracks where ABS or DCS rules are not in effect unless authorized by the employee in charge of the track.

804. Reading and Acting Upon Form D

When practical, the Foreman or Track Car Driver must show the Form D to other occupants of the track car and they must read it. If necessary, the occupants must remind the Foreman or Track Car Driver of the Form D contents.

The Foreman or Track Car Driver addressed in the Form D must inform employees operating under his jurisdiction of the contents of the Form D before acting upon it. If necessary, drivers of additional track cars must remind the Track Car Driver addressed in the Form D of the contents of the authority.

805. Track Car Following Other Movements

A track car may be permitted to follow a train or another track car at Restricted Speed. The Dispatcher must identify on Form D line 3 the specific train or track car ahead. If no trains or track cars are ahead, "None" must be written on line 3 of Form D.

When the train or track car ahead clears the limits of the following track car's line 2 authority, the Dispatcher may authorize the following track car to operate at Normal Speed. To make this authorization, the Dispatcher must instruct the Track Car Driver or Foreman to add

the words "Train or Track Car No. [insert applicable number] is clear at [time] [Dispatcher's initials]" to line 13 of the original Form D.

806. Train Following Track Car

Except in an emergency, a train must not be permitted to follow a track car into ABS or DCS territory. In an emergency, the Dispatcher may permit a train to follow a track car by issuing Form D line 2 and line 3 authority. The Dispatcher must instruct the train to operate at Restricted Speed on Form D line 13.

807. Interlockings and Controlled Points

a. Form D Authorization

A Form D authorizing movement to an interlocking or controlled point permits movement only to the signal at the entrance to the final interlocking or controlled point named in the Form D.

b. Dispatcher's or Operator's Responsibilities

The Dispatcher or Operator must properly line the route for the movement of track cars at interlockings and controlled points. Signals governing movement to tracks other than ABS or DCS tracks must be displayed. Signals must not be displayed for movement to ABS or DCS tracks.

c. Form D line 3 Authorization Past Stop Signal

If Form D line 3 authorizes a track car to proceed past a Stop Signal at an intermediate interlocking or controlled point, movement must be made at Restricted Speed.

d. Reporting Clear

Unless otherwise instructed, the Foreman or Track Car Driver must report clear of all interlockings and controlled points.

808. Clearing a Track Specified on Form D line 2

When a track car clears the track specified on Form D line 2, the Form D authorizing the use of the track is fulfilled, and a new Form D must be issued for any further movement. The Foreman or Track Car Driver must report clear to the Dispatcher or Operator.

809. Specified Directions and Specified Limits

A track car with Form D authority to operate in a specified direction must not move in the opposite direction.

A track car with Form D authority to operate in both directions may operate in either direction. When authority for movement in both directions is authorized, the Dispatcher must not authorize additional movements into the specified limits.

810. Opposing Movements of Track Cars

The Dispatcher may permit opposing movements of track cars between 2 TBS's, interlockings or controlled points, only if the movements are restricted to separate portions of the block.

811. Highway Crossings

Track cars must approach highway crossings prepared to stop. They must give highway traffic the right-of-way.

812. Spring Switches or Semi-Automatic Switches

Track cars must not trail through spring switches or semi-automatic switches unless such switches are properly lined.

813. Approach-Lighted Numbered Fixed Signals

Track cars may pass at Normal Speed without stopping at those unlighted numbered fixed signals that are approach-lighted, if it is known that the block in advance is clear. After passing such signals, track cars must not pass over hand-operated switches until it is determined that the switches are properly lined.

814. Displaying Lights

Track cars must display a white light to the front and a red light to the rear under the following conditions:

1. When visibility is restricted.
2. When passing through tunnels.
3. At night.

Highway rail vehicles must have headlights on high beam when moving on any track.

815. Maximum Speeds

Maximum freight train speed must not be exceeded. In addition, the following maximum speeds apply to the movement of track cars:

Rail Detectors or Geometry Cars	50 MPH
Highway Rail Cars:	
Passenger Type	
Forward	50 MPH
Backward	10 MPH
Truck Type	
Forward	30 MPH
Backward	10 MPH
All Other Track Cars:	
Forward	30 MPH
Backward	10 MPH
All Types:	
Through crossovers and turnouts; when passing standing trains on adjacent tracks	10 MPH
When pulling or pushing track cars or trailers	10 MPH
When operating through self guarded frogs	1 MPH
When being passed by a train on an adjacent track	STOP

DISPATCHERS

900. Receiving Instructions

Dispatchers report to and receive their instructions from the Superintendent or other designated officer.

EX2029 - 0125

901. Assignment to a District; Qualification

Dispatchers must be qualified on a dispatching district, including its physical characteristics, before accepting an assignment. A Dispatcher who has not performed service on a dispatching district during the previous 12 months must not accept assignment to that position without approval of the designated officer.

902. Responsibilities

Dispatchers are in charge of the movement of trains and have supervision over employees connected with those trains. They will issue authorities for movement and other instructions as required for the safe and efficient movement of trains and track cars. Where the rules require Dispatchers to record the application of blocking devices, they must ensure that the blocking devices applied afford the necessary protection. They must maintain the Record of Train Movements in black ink, except track car movements and blocking devices, which must be recorded in red ink. When records are maintained by computer, the black/red ink requirement does not apply. Dispatchers must provide necessary information to properly authorized railroad officials and public safety authorities.

Dispatchers must report any violation of the Operating Rules and any irregularity relating to the movement of trains.

They must keep informed of weather and unusual conditions that may affect the movement of trains.

They must be qualified on the Electrical Operating Instructions, if they dispatch electrified territory.

When the rules require Dispatchers (Operators) to ensure that a track is clear of approaching, opposing, or following movements before granting track occupancy or fouling authority, the Dispatcher (Operator) must continue to provide that protection until it is no longer necessary.

903. Transfer Record

When being relieved, Dispatchers must prepare a transfer, listing:

1. All outstanding and unfulfilled Form D's, Plate Orders, authorities, and messages.

2. The number of the last General Order, Bulletin Order, and Division Notice.
3. Any other information relative to existing conditions.

The relieving Dispatcher must be certain that he understands the information contained in the transfer and must sign it in the presence of the Dispatcher being relieved.

904. Verification of Instructions

Upon assuming duty the Dispatcher must verify with the affected Operators that they have all Form D's, Plate Orders, and other instructions that are in effect and addressed to or in care of their location.

905. Blocking Devices

Whenever the use of blocking devices is required, a record must be maintained. This record must be made at once, never from memory or memoranda. If the record is manually recorded it must be on the prescribed form and must indicate the time blocking devices are applied and removed. Signal lever numbers and the position and number of all affected switch levers must be indicated.

Example of record:

BDA 6 sig., 3 sw. nor., 11 sw. rev. — 9:01 a.m.
BDR 6 sig., 3 sw. nor., 11 sw. rev. — 9:05 a.m.

EXCEPTION: At locations controlled by the Dispatcher, he will not be required to record individual switch and signal lever numbers. He must record the time that blocking devices are applied and removed, as well as location and track number.

When a panel blocking device capable of providing the necessary protection is in service, it will be used in lieu of blocking the signal and switch levers. A record must be made of the time the panel blocking device is applied and the time it is removed. This record must indicate the track and the direction affected.

Example of record:

PBDA No. 3 track East — 3:45 a.m.
PBDR No. 3 track East — 5:26 a.m.

EX2029 - 0127

Once blocking devices have been applied, they must not be removed until:

1. Protection is no longer required. **or**
2. It is necessary to route a train around a protected track.

Before removing or authorizing the removal of a blocking device to route a train around a protected track, alternate route and blocking device protection must be established to ensure that the affected track is never unprotected. When movement is completed, original blocking device protection must be restored immediately. The application of alternate blocking device protection need not be recorded.

Before issuing a Form D or Plate Order requiring the application of a blocking device, the Dispatcher must instruct the Operators involved to place the appropriate signals in Stop position and apply blocking devices. After this step has been completed and confirmed by the Operator, the appropriate Form D or Plate Order may be issued.

When the rules require Dispatchers to apply or ensure the application of blocking devices at locations where it is not possible to do so, the Dispatcher must ensure that movements to be held are restricted by rule, special instruction, or Form D.

OPERATORS

920. Receiving Instructions

Operators report to and receive their instructions from the Superintendent or other designated officer. They must obey the instructions of the Dispatchers and other employees having jurisdiction, and advise them immediately of any occurrence that might affect proper operation or safety of train movements. They must comply with the instructions of officers of other departments on matters pertaining to those departments.

921. Assignment to a Position; Qualification

Operators must be qualified at a block or interlocking station before accepting an assignment for duty. When they have not performed service on a position during the previous 12 months, they must not accept assignment to that position without approval of the designated officer.

EX2029 - 0128

922. Responsibilities

Operators are responsible for the delivery of authorities for movement and other instructions that may be required by these rules, for the safe and efficient movement of trains and track cars. They will arrange the use of blocks, tracks, interlocking switches, and signals for the prompt movement of trains. They must maintain the Station Record of Train Movements in black ink, except track car movements and blocking devices, which must be made in red ink. When records are maintained by computer, the black/red ink requirement does not apply.

They must promptly record and report to the Dispatcher the following information on all trains: direction, time of arrival, time of departure, and (when directed) the engine number.

In cases where the rules require that Operators apply blocking devices, they must ensure that the blocking devices applied provide the necessary protection.

When the rules require Dispatchers (Operators) to ensure that a track is clear of approaching, opposing, or following movements before granting track occupancy or fouling authority, the Dispatcher (Operator) must continue to provide that protection until it is no longer necessary.

923. Reporting Weather Conditions and Unusual Conditions

Operators must report the weather and unusual conditions (such as derailment, vandalism, etc.) as required. In case of sudden changes such as high water, storms, or fog, they must promptly advise the Dispatcher.

924. Operating of Devices

Operators must operate hand-operated switches, movable bridges, and other devices as required. They will operate power control boards and such other devices as directed.

925. Blocking Devices

Whenever the use of blocking devices is required, a record must be maintained. This record must be made at once, never from memory or memoranda. If the record is manually recorded it must be on the prescribed form and must indicate the time blocking devices

are applied and removed. Signal lever numbers and the position and number of all affected switch levers must be indicated.

Example of record:

BDA 6 sig., 3 sw. nor., 11 sw. rev. — 9:01 a.m.
BDR 6 sig., 3 sw. nor., 11 sw. rev. — 9:05 a.m.

When a panel blocking device capable of providing the necessary protection is in service, it will be used in lieu of blocking signal and switch levers. A record must be made of the time the panel blocking device is applied and the time the panel blocking device is removed, indicating the track and the direction affected.

Example of record:

PBDA No. 3 track East — 3:45 a.m.
PBDR No. 3 track East — 5:26 a.m.

When blocking devices have been applied by order of the Dispatcher, they must not be removed until authorized by the Dispatcher. Before requesting the removal of a blocking device to route a train around a protected track, alternate route and blocking device protection must be established to ensure that the affected track is never unprotected. The Dispatcher must be notified. When movement is completed, original blocking device protection must be restored immediately and the Dispatcher notified. The application of alternate blocking device protection need not be recorded.

When the rules require Operators to apply blocking devices at locations where it is not possible to do so, the Operator must ensure that movements to be held are restricted by rule, special instruction, or Form D.

926. Presence on Duty; Relief

Operators must not leave their station until relieved. They must notify the Dispatcher promptly if their relief fails to report at the prescribed time.

927. Transfer Record

When being relieved, Operators must complete the transfer record, including all necessary information. The relieving Operator must:

1. Read this information aloud to the Operator being

relieved to ensure complete understanding, **AND**

2. Sign this record in his presence.

928. Verification of Instructions

Upon assuming duty, Operators must contact the Dispatcher and verify that they are in possession of all Form D's, Plate Orders, and other instructions that are in effect and addressed to or in care of their location.

TRAIN SERVICE EMPLOYEES

940. Conductors and Trainmen: Receiving Instructions

Conductors and Trainmen report to and receive their instructions from the Superintendent or other designated officer. They must obey the instructions of Transportation Supervisors, Dispatchers, Operators, Yardmasters, and Station Masters within their jurisdiction, and from officers of other departments on matters pertaining to those departments. Conductors must be qualified on the physical characteristics of the territory over which they are to operate.

941. Conductors: Authority and Responsibilities

Conductors have general charge of the train to which they are assigned, and all persons employed thereon are subject to their instructions. They are responsible for all of the following:

1. The prompt movement of their train.
2. The safety and care of their train and the passengers and commodities carried.
3. The vigilance, conduct and proper performance of duty of the persons employed thereon.
4. The observance and enforcement of all rules and instructions.

Whenever necessary, Conductors must instruct crew members concerning the proper performance of their duties.

Conductors must report all delays on the prescribed form.

EX2029 - 0131

942. Position of Conductor and Trainmen on Freight Trains

When occupying an engine consist of a freight train, the Conductor must ride in the lead unit. The Trainmen must also ride in the lead unit, unless instructed by the Conductor to ride elsewhere.

ENGINE SERVICE EMPLOYEES

950. Receiving Instructions; Governing Instructions

Engine Service Employees report to and receive instructions from the Superintendent or other designated officer. They will be governed by current mechanical, electrical, and air brake instructions pertaining to the safety, inspection, preparation and operation of trains and engines. Engineers must be qualified on the physical characteristics of the territory over which they are to operate.

951. Executing Instructions

Engine Service Employees must obey the instructions of Transportation Supervisors, Dispatchers, Operators, Yardmasters, and Station Masters within their jurisdiction. They must also obey the instructions of the Conductor in charge of their train as to the general management of the train. Exceptions to carrying out instructions may be made only if the instructions would endanger safety or commit a violation of the rules.

952. Qualification; Checking Inspection Forms

Engine Service Employees must be qualified on the type of engine to which they are assigned, including any devices or auxiliaries attached to it. At a point where no mechanical forces are on duty, they will check the prescribed form in the cab to be sure that the unit or units of the engine consist have been inspected within the previous calendar day.

953. Engine Unit(s) not within Date: Inspection

If the engine unit or units are not within date, Engine Service Employees will make an inspection. After making the inspection, they will:

1. Record the date, time and location on the prescribed form in the cab, **AND**
2. Prepare and sign the regular work report.

954. Inspection by Mechanical Forces

At points where mechanical forces have made an inspection of the condition of the engine, Engine Service Employees will accept this inspection. Engine air brake tests are an exception: Engine Service Employees must make these tests.

955. End-of-Trip Report

At the end of the trip, Engine Service Employees must make a written report on the prescribed form. When a defect occurs en route, the Dispatcher must be notified as soon as possible without delay to the train.

956. Observing Signals; Moving Engine

Engine Service Employees will be responsible for the observance of all signals and for controlling movements accordingly. To prevent injury to persons, to prevent damage to property and lading, and to avoid collisions and derailments they must:

1. Regulate the speed of their train, **AND**
2. Exercise discretion, care and vigilance in moving their train.

957. Acting as Pilot

While acting as a Pilot, Engine Service Employees will operate the engine, unless otherwise instructed. In the absence of a qualified Conductor they must perform the duties of Conductor and conform to the rules relating to that position. They may enlist the assistance of crew members in any duties relative to the prompt and safe movement of their trains. They will promptly report irregularities or failures.

958. Visibility Compromised: Regulating Speed

If anything distracts attention from a constant lookout ahead or if weather conditions make observation of signals in any way doubtful, Engine Service Employees must at once regulate the speed of their train to ensure safety.

959. Train with More than One Engine

When a train has more than one engine, the rules apply equally to the Engineer of each engine. However, the use of the engine bell, whistle, and air brake must be limited to the leading engine, except in an emergency.

960. Engineer's Responsibility for Other Employees

The Engineer is responsible for the vigilance and conduct of other employees on the engine. He will see that they are familiar with their duties and instruct them if necessary.

YARDMASTERS

980. Receiving Instructions

Yardmasters report to and receive their instructions from the Superintendent or other designated officer.

981. Authority and Responsibilities

Unless otherwise specified, Yardmasters within assigned territory have charge of the yards, employees, movement of trains, and distribution and movement of cars therein, except on main tracks and controlled sidings. When practical, they must see that:

1. Employees are in condition for the proper discharge of duty.
2. Crews report for duty with the prescribed number of employees at the appointed times.
3. Trains are properly made up and dispatched at the times prescribed.
4. Shipping Papers are furnished together with any instructions concerning restricted cars or shipments to Conductors for the movement of cars in their trains.

982. Responsibilities

Yardmasters are responsible for the careful handling of cars and for the compliance with Safety and Operating Rules by employees within their jurisdiction.

STATION MASTERS and ASSISTANT STATION MASTERS

990. Receiving Instructions; Authority

Station Masters and their Assistants report to and receive instructions from the Superintendent or other designated officer. They are in charge of passenger stations and persons employed in them, unless otherwise provided.

991. Comfort of Passengers, Announcements

Station Masters and their Assistants are responsible for the preservation of order in their station for the comfort and convenience of passengers. They must make announcements to the passengers about track location, and arrival and departure times of trains.

992. Mail, Express, Baggage

Station Masters and their Assistants must handle mail, express, and baggage expeditiously.

993. Maintaining Required Records, Reporting Irregularities

Station Masters and their Assistants must maintain records and report irregularities to the proper officer.

FOREMEN and TRACK CAR DRIVERS

996. Executing Instructions

Foremen and Track Car Drivers must obey the instructions of Dispatchers, Operators, Yardmasters (when within their jurisdiction), and others with proper authority.

997. Responsibilities for Track Cars and Employees

Foremen and Track Car Drivers are responsible for the movement, safety, and care of track cars and employees in their charge. They must follow the rules, special instructions, and other authorizations that govern this responsibility.

EX2029 - 0135

998. Responsibilities for the Track

Track Foremen are responsible for the safe condition of the track and roadway in their charge. When inspecting or performing work on a track, they will be governed by the prescribed standards. Whenever a track does not conform to these standards, they will immediately take appropriate protective and/or corrective action.

INDEX

Page

ABBREVIATIONS (See Terminology, Definitions, and Authorized Abbreviations)
ABS failure
  Substitution of DCS 97
Absence of a signal 65
Absolute block, CSS territory 109
Air brake test 131
Alternate blocking device protection
  Dispatcher 126
  Operator 128
Approaching railroad grade crossings, movable bridges, etc. 32
AUTOMATIC BLOCK SIGNAL SYSTEM 98
Automatic Block Signal System operation
  Clearing block at hand-operated switch 101
  Delayed 100
  Entering at hand-operated switch 98
  Non-shunting trains, track conditions 102
  Occupying or fouling 98
  Relief from five minute wait 98
  Reverse Movements 99
  Shifting at interlocking 100
Automatic block signal used in non-ABS territory 102
Automatic interlocking, stopped at home signal 64
Back-up movements (see Reverse movements)
Bell, engine, use of 25

INDEX

	Page
Blocking device, application and removal	125,127
Blue Signal protection	18
Bulletin Orders	14
Camp Car protection	21
CAB SIGNAL SYSTEM	102
Cab signals	
Cab signal aspects	68
Circumstances not indicating conditions	108
Conformity between cab signal and fixed signal	104
Criteria for determining apparatus failure	106
Failure of cab signal portion of wayside system	108
Failure of equipment en route	106
Flips	107
Movement with cab signals but without wayside signals	108
Recording failures, Dispatcher	107
Reporting failures, Engineer	105
Testing of system apparatus	103
Trains not equipped	103
Clearing up	
Clearing a block, ABS	101
Clearing a block, DCS	95
Clearing a Running track	33
Clearing at hand-operated switches	35,36
Clearing to return a track to service	49
Clearing with a track car	121
Communicating signal appliance, use of	25
Controlled Points (see Interlockings, operation of)	
Controlled siding, movement on	3,33
Corrective lenses	12
Coupling (see Handling of cars)	
Courtesy	11
DEFINITIONS (See Terminology, Definitions, and Authorized Abbreviations)	
Delay of train	
Delayed in a block, ABS territory	100
Delayed within interlocking limits	112
Notification to Dispatcher	31
Departure of scheduled train	31
Disabled trains, assisting	52

EX2029 - 0138

INDEX

	Page
DISPATCHERS	123
Division Notices	4,14
Drugs and Alcohol	10
Electric lock	
Procedure to use in ABS territory	98
Requirement to clear in ABS, 261 territory	66
Emergency communications (See Radios and Telephones)	
Emergency stops	51
End of Automatic Block sign	102
Engines	
Diesels in confined locations	40
Hauling of dead engines	40
Unattended	37
ENGINE SERVICE EMPLOYEES	130
Equipment restrictions (See Handling of cars, trains)	
Examinations	9
Failure of deadman, alertor	44
Fire, precaution and alarms	11
Flagging devices	
Flags and lights, periods of display	16
Proper equipment	15
Required signals displayed by day and night	16
Requirement for trains, track cars	15
Flagging protection	
Adjacent tracks	45
Against following trains on same track	45
Disabled trains	53
Distance table	44
Emergency stops	51
Fouling or working on track, unforeseen conditions	47
Highway crossing warning inoperative	54
Returning to portion of train	37
Work locations, railroad construction, private contractors	46
Flat spots	29
Form D's	
Additions	60
Addressees	57
Cancelling	62
Delivery, means of	58

EX2029 - 0139

INDEX

	Page
Delivery to train or crew	61
Effective period	62
Errors	60
Failure of communication during delivery	60
Issuing	57
Office copies	57
Photocopies, additional copies	58
Reading and complying	60
Speed restrictions	62
Temporary Block Station, delivery	61
FORM D CONTROL SYSTEM	92
Voice Control System operation	
Additions to Form D line 2	93
Following train at hand-operated switch	94
Form D authority	92
DCS sidings	4,95
Non-Signalled DCS substitution for ABS	97
Occupying	92
Operating in both directions	95
Operating in non-signalled territory	94
Operating in specified direction	94
Reporting to Dispatcher or Operator	96
Signals leading to non-signalled DCS	
FOREMEN AND TRACK CAR DRIVERS	135
Fusees, use of	
Unattended, placement of	18
Use at highway grade crossing	55
General Orders	14
GENERAL RULES	9
GENERAL SIGNAL RULES	63
Grooming	11
Hand brakes, use of	38
Hand-operated derails, use of	35
Hand-operated switches, use of	35
Hand signals	16
Handling of cars, trains	
Coupling, shoving, switching	34
Coupling to passenger equipment	33
Doors, drop bottoms, top covers	39
Hazardous materials, excessive weight or dimension	42
Movement of rotary or swinging type machinery	38
Placing for loading or unloading	34

EX2029 - 0140

INDEX

Page

Running switches 34
Stopping over open flames 42
Switching passenger cars, occupied camp cars 33
Test weight cars 39

Hazardous materials
Handling (see Handling of cars, trains).
Requirement for instructions 9

Headlight, display of 26

Highway Grade Crossing operation
Automatic Highway Crossing Warning .. 53
Flagging protection requirements 55
Malfunction 54
Manual protection 56
Movements with no automatic 54
Special procedures, conditions 55

Horn signals
Engine whistle or horn, signals and use of 23
Interlocking horn, signals and use of ... 23

Hours of Service 13

Imperfectly displayed signal 65

Injuries on railroad property 13

INSPECTION OF EQUIPMENT 28
Inspection of engine(s) by mechanical forces 131
Inspection of engine(s) not within date 130
Inspection of track car 119
Inspection of train before departure 28
Inspection of moving train 30

INTERLOCKINGS AND CONTROLLED POINTS 1 9

Interlockings, operation of
Appliances, operation, malfunction, repairs 110
Clearing signals 110
Dangerous conditions, obstructions 113
Delay 112
Derailment or damage 113
Interlocking station closed 114
Movement not governed by fixed signal. 113
Non-shunting trains 111

INDEX

	Page
Railroad crossings at grade	112
Rerouting trains	110
Reversing	113
Rusty rails, wheels	112
Signal changes to stop	112
Stopped by Dispatcher, Operator	112
Stopped less than one engine length beyond Interlocking signal	113
Intervening tracks, protection and movement	42
Maintaining workplace	13
Markers	
Display of	27
Failure en route	27
Observation when reporting passing train	30
Repairing, etc., under blue signal protection	20
Required to be displayed en route	27
MISCELLANEOUS SIGNALS	15
MOVEMENT OF TRACK CARS	119
Approach-lighted numbered fixed signals	122
Authorization to pass Stop Signal on Form D	121
Clearing limits specified on Form D	121
Direction and limits	120
Displaying lights	122
Highway crossings	122
Identification	119
Inspection	119
Following a train or other track car	120
Form D authority	119
Movements in ABS or DCS territory	119
Movements in territory other than ABS or DCS	120
Movements over spring switches semi-automatic switches	122
Movements within interlocking limits	119

INDEX

	Page
Opposing track car movements....	122
Reporting clear.....	121
Speeds of equipment types.....	123
Train following a track car.....	121
MOVEMENT OF TRAINS.....	31
Admitting additional equipment to out-of-service track.....	49
Following a track car.....	121
Movements against current of traffic	66
Movements directed toward out-of-service track.....	50
Movements entering in-service track from out-of-service track....	50
Movements on tracks other than ABS or DCS interlocking.....	33
Movements over inoperative highway grade crossings.....	54
Movements through restricted area.	51
Movements within in-service portions of track.....	49
Movements within out-of-service limits	48
Shifting at an interlocking.....	100,113
MOVEMENT PERMIT FORM D.....	56
Non-shunting	
Non-shunting equipment other than trains.....	119
Non-shunting track conditions in ABS territory	102
Non-shunting trains in ABS territory	101
Non-shunting trains in interlockings	111
Operating from other than leading end .	41
OPERATORS.....	126
Pilot	6,131
Protecting company affairs, property...	12
Qualifications	
Conductors, physical characteristics	129
Dispatchers, physical characteristics, time period.....	124
Engineers, engine type qualifications	130
Engineers, operating engines.....	131
Engineers, physical characteristics.	130

EX2029 - 0143

INDEX

	Page
Operators, position requirement...	126
Track Car Drivers and Foremen, physical characteristics, rules....	133
RADIOS AND TELEPHONES.....	114
Adjustments to radios.....	114
Care and protection.....	114
Communication of signal aspects, names, indications.....	117
Communications in lieu of hand signals.....	117
Emergency communications.....	116
Failure and interference.....	114
General use.....	114
Identification in yards.....	117
Inspection of radios.....	115
Location and monitoring.....	115
Messages, content and code words	116
Procedures for transmitting and receiving.....	116
Prohibited transmissions.....	117
Recording communications.....	118
Reporting passing trains.....	118
Telephone use.....	118
Removing track from service for maintenance	48
REPORTING FOR DUTY.....	14
Reporting for duty, on call.....	14
Responsibilities of employees	
Books to be carried.....	9
Clearing at hand-operated switch..	35,95,101
Complying with rules, orders, instructions.....	13
Conduct while on duty.....	10
Conductor accompanying shipment	40
Conductor's and Trainman's responsibilities, general.....	129
Dispatcher's responsibilities, general	124
Emergency stops, Conductor and Engineer Responsibility.....	51
Emergency stops, Dispatcher and Operator responsibility.....	52
Engineer's responsibilities, general	130
Familiarization and obeyance of rules, special instructions.....	9
Foreman's responsibilities, general	133

EX2029 - 0144

INDEX

	Page
Occupying leading engine or car, calling signals, etc.	32,130
Operator's responsibilities, general	126
Position on freight train, Conductors and Trainmen	130
Prohibited behavior, all employees	10
Reporting unusual conditions, general	10
Station Master's and Assistant's responsibilities, general	133
Track Car Driver's responsibilities, general	119
Yardmaster's responsibilities, general	132
Restricted area, designation of	50
Restricted equipment	42
Return movement	37
Reverse movements	
Beyond block, ABS	99
On siding with assigned direction	33
Within interlocking limits	113
Within non-signalled DCS	94
Within signalled DCS	95
Within same block, ABS	99
Running tracks, movement on	33
Safety, following safe course	14
Sand, use of	42
Semi-automatic switches, use of	37
Sidings, movement on	33
SIGNAL ASPECTS AND INDICATIONS	66
Signals	
Absence of or imperfectly displayed	65
Day and night	16
General information	66
Passing Stop Signal (Rule 241)	63
Signs, general placement of	67
Smoking	11
Speeds	
Definitions	7
Diverting through hand-operated switches	36
Non-signalled DCS, maximum	94
Speed restrictions on Form D's	62
Track car equipment speeds	123
Spring switches, use of	36
Standard time, standard clocks	15
Starting a train	31

EX2029 - 0145

INDEX

	Page
STATION MASTERS AND ASSISTANT STATION MASTERS	133
Stop Signals, authority to pass, disregard of	63,65
Stop Signs, protection by	50
Switch targets	35
TAMPERING	28
Telephones (see Radios and telephones, use of)	
Temporary Block Stations	
Passing	61
TERMINOLOGY, DEFINITIONS, AND AUTHORIZED ABBREVIATIONS	2
Test weight cars	39
Torpedoes	18
Track Car Drivers (See Foreman and Track Car Drivers)	
Track car movements (See Movement of Track Cars)	
Train movements (See Movement of Trains)	
TRAIN SERVICE EMPLOYEES	129
Transfer record	
Dispatcher	124
Operator	128
Uniforms	11
Unscheduled stops	44
Verification of instructions	
Dispatcher requirements	125
Operator requirements	129
Water, operating through	41
Whistle (see Horn signals)	
Work area, designation of	50
Yard Limits, movements within	31
YARDMASTERS	132

EX2029 - 0146

FORM D ILLUSTRATION

NORAC

Movement Permit Form D

Form D No. ____ | Form D No.(s) _____ Delivered To_____ | Date _____

To_____

_____

1. TEMPORARY SPEED RESTRICTIONS

Line	TRK(s)	Between/at	Speed PSGR/FRT		Speed Signs Displayed YES	NO

2. Operate in ____ direction(s) on ____ trk between ____ and ____
   on ____ trk between ____ and ____ DSPR ____ Time ____
   on ____ trk between ____ and ____ DSPR ____ Time ____
   on ____ trk between ____ and ____ DSPR ____ Time ____
3. Trains or track cars ahead _____.
   TC proceed past stop signal(s) at _____
4. _____ trk out of service between/at _____
   in charge of_____
   _____ trk out of service between/at_____
   in charge of_____
5. _____ line _____ trk obstructed for maintenance between _____ and _____.
6. Non-signalled DCS Rules in rules in effect on _____ trk(s) between _____ and _____
7. Int. and CP signals out of service on _____ trk(s) at_____.
8. Remain at _____ on _____ trk until engine arrives to assist.
9. Operate at Restricted Speed on _____ trk to _____ where train is disabled.
10. TBS in service at_____.
11. CSS rules out of service on _____ trk(s) between _____. and _____.
12. Protect Crossing(s) _____.
13. Other instructions/information_____
    _____
    _____
    _____ .

Dispatcher _____ Time Effective _____

Form D Cancelled, Time_____, Date __/ /__, Dispatcher_____

RULES PRESCRIBING THE USE OF NORAC MOVEMENT PERMIT FORM D

LINE	APPLICABLE RULE(S)
1	Rule 175
2	Rules 400, 402, 403, 404, 405, 502, 803, 805, 806, 808
3	Rules 803, 805, 806, 807
4	Rules 132, 133, 134
5	Rules 132, 135
6	Rules 406
7	Rules 406
8	Rule 137
9	Rule 137
10	Rules 174
11	Rule 561
12	Rule 138
13	Rules 132, 177, 400, 404, 406, 506, 507, 805, 806

Notes

Notes

Notes

Notes

Notes

Notes

Notes

Notes