NEW CONTINUING PATENT APPLICATION UNDER 37 C.F.R. §1.53(b)

APPLICATION TITLE:

MULTIPLE-BODY-CONFIGURATION MULTIMEDIA AND SMARTPHONE MULTIFUNCTION WIRELESS DEVICES

FIRST NAMED INVENTOR:

CARLES PUENTE BALIARDA

ATTORNEY DOCKET NO.:

0690.0023CN5

ENCLOSED ARE THE FOLLOWING **APPLICATION PARTS**:

- ☒ Specification (pages 1 to 64);
- ☒ Claims (pages 65 to 69)

  20 total claims; 3 independent claim(s)
- ☒ Abstract (page 70);
- ☒ 29 Sheets of Drawings including Figures 1A, 1B, 2A, 2B, 3, 4, 5A-5C, 6A-6C, 7, 8A-8C, 9A-9C, 10A-10C, 11, 12A, 12B, 13A-13C, 14A-14C, 15, 16, 17A-17H, 18, 19A, 19B, 20A-20F
- ☒ Application Data Sheet (Form PTO/AIA/14)
- ☒ Executed Declaration
  - ☐ A newly executed Declaration is attached
  - ☒ A copy of the Declaration from U.S. Application No. 14/246,491 is attached
- ☒ Executed Power of Attorney

ALSO ENCLOSED ARE THE FOLLOWING **APPLICATION PAPERS**:

- ☒ Information Disclosure Statement (Form PTO/SB08a) and IDS Transmittal Letter
- ☒ Foreign Patent Documents or Abstract
- ☒ Non-Patent Literature (NPL) Documents
- ☐ Preliminary Amendment
- ☐ Nonpublication Request and Certification under 35 U.S.C. 122(b)(2)(B)(i)
- ☐ Other:

INFORMATION RELATING TO DOMESTIC AND FOREIGN **PRIORITY**

- ☒ Domestic and/or Foreign Priority are provided on the Application Data Sheet or in the Specification.
- ☒ This application is a
  - ☒ Continuation
  - ☐ Divisional
  - ☐ Continuation-in-Part

  of pending Patent U.S. Nonprovisional Application No. 16/832,820

DELETION OF INVENTORS

☐ This continuation or divisional application is being filed by less than all the inventors named in the prior application. In accordance with 37 C.F.R. §1.63(d)(2), the Director is requested to delete the name(s) of the following person or persons who are not inventors of the invention being claimed in this application:

Delete Inventor:

Delete Inventor:

THE **FEES** HAVE BEEN CALCULATED AS FOLLOWS:

Basic Utility Application Fees: Filing Fee ($320 LE; $80 if SE filing electronically; $80 if Micro Entity) Examination Fee ($800/$400/$200) Search Fee ($700/$350/$175) **Subtotal**					$320.00 $800.00 $700.00 **$1820.00**
Number of Total Claims Over 20	→ **0**	**$100** (Large Entity) **$50** (Small Entity) **$25** (Micro Entity)	x $		$0.00
Number of Independent Claims over 3	**0**	**$480** (Large Entity) **$240** (Small Entity) **$120** (Micro Entity)	x $		$0.00
Surcharge for late filing fee, search fee, examination fee or Oath or Declaration ($160/$80/$40)					$
Other fees (e.g., late filing of English translation; # of pages >100, etc.):					$
TOTAL FEE DUE					$1820.00

☐ **Applicant is entitled to Small Entity Status**

☐ **Applicant is entitled to Micro Entity Status**

☒ This application is being filed **without** a filing fee. Issuance of a Notice to File Missing Parts of Application is respectfully requested.

☐ Credit card payment has been submitted concurrently with the filing of this transmittal. The Director is hereby authorized to treat any concurrent or future reply, requiring a petition for an extension of time under this paragraph for its timely submission, as incorporating a petition for extension of time for the appropriate length of time. In addition, the Director is hereby authorized to charge any additional appropriate fees that may be required during the pendency of the above-identified application (e.g., in the concurrent or in any future reply), as well as to credit any overpayment, to Deposit Account No. **05-0460**.

Please direct all CORRESPONDENCE concerning this application to:

EDELL, SHAPIRO & FINNAN, LLC
9801 Washingtonian Blvd., Suite 750
Gaithersburg, MD 20878
(301) 424-3640
CUSTOMER NUMBER 27896

Dated: April 30, 2021

Respectfully submitted by:

/Patrick J. Finnan/

Patrick J. Finnan
Reg. No. 39189

EDELL, SHAPIRO & FINNAN, LLC
CUSTOMER NO. 27896
9801 Washingtonian Blvd., Suite 750
Gaithersburg, MD 20878
(301) 424-3640

MULTIPLE-BODY-CONFIGURATION MULTIMEDIA AND SMARTPHONE MULTIFUNCTION WIRELESS DEVICES

CROSS-REFERENCE TO RELATED APPLICATIONS

[0001] This application is a continuation of U.S. Patent Application No. 16/832,820 filed March 27, 2020, which is a continuation of U.S. Patent Application No. 15/856,626 filed December 28, 2017, which is not U.S. Patent No. 10,644,380, issued May 5, 2020, which is a continuation of U.S. Patent Application No. 14/738,090 filed June 12, 2015, which is now U.S. Patent No. 9,899,727, issued on February 20, 2018, which is a continuation of U.S. Patent Application No. 14/246,491 filed April 7, 2014, which is now U.S. Patent No. 9,099,773, issued on August 4, 2015, which is a continuation of U.S. Patent Application No. 11/614,429 filed December 21, 2006, which is now U.S. Patent No. 8,738,103, issued on May 27, 2014, which claims the benefit of U.S. Provisional Application No. 60/856,410, filed on November 3, 2006, and claims the benefit of U.S. Provisional Application No. 60/831,544, filed on July 18, 2006, the entire contents of which are hereby incorporated by reference. This patent application further claims priority from, and incorporates by reference the entire disclosure of European Patent Application No. EP 06117352.2, filed July 18, 2006.

FIELD OF THE INVENTION

[0002] The present invention relates to a multifunction wireless device (MFWD), and, more particularly, but not by way of limitation, to a multifunction wireless device and antenna designs thereof combining into a single unit mobile data and voice services with at least one of multimedia capabilities (multimedia terminal (MMT) and personal computer capabilities, (i.e., smartphone) or with both MMT and smartphone (SMRT) capabilities (MMT+SMRT).

BACKGROUND

[0003] MFWDs are usually individually adapted to specific functions or needs of a certain type of users. In some cases, it may be desirable that the MFWD is either e.g. small while in other

cases this is not of importance since e.g. a keyboard or screen is provided by the MFWD which already requires a certain size.

[0004] Many of the demands for modern MFWDs also translate to specific demands for the antennas thereof. For example, one design demand for antennas of multifunctional wireless devices is usually that the antenna be small in order to occupy as little space as possible within the MFWD which then allows for smaller MFWDs or for more specific equipment to provide certain function of the MFWD. At the same time, it is sometimes required for the antenna to be flat since this allows for slim MFWDs or in particular, for MFWDs which have two parts that can be shifted or twisted against each other.

[0005] In the context of the present application, a device is considered to be slim if it has a thickness of less than about 14 mm, 13 mm, 12 mm, 11 mm, 10 mm, 9 mm or 8 mm. A slim MFWD should be mechanically stable, mechanical stability being more difficult to achieve in slim devices.

[0006] Additionally, antennas in some embodiments are required to be multi-band antennas and to cover different frequency bands and/or different communication system bands. Beyond that, some of the bands have to be particularly broad like the UMTS band which has a bandwidth of 12.2%. For a good wireless connection, high gain and efficiency are further required. Other more common design demands for antennas are the voltage standing wave ratio (VSWR) and the impedance which is typically about 50 ohms.

[0007] Furthermore of particular importance, is omni-directional coverage which means that the antenna radiates with a substantially donut-shaped radiation pattern such that e.g. terrestrial base stations of mobile telephone communication systems can be contacted within any direction in the horizontal plane.

[0008] However, for satellite communication (for example, for rece1vmg GPS signals), other radiation patterns are preferred, in particular, those which radiate into the upper hemisphere. Here radiation into the horizontal plane is usually less desired. The polarization of the emitted or received radiation also has to be taken into consideration. Other demands for antennas for modem MFWDs are low cost and a low specific absorption rate (SAR).

[0009] Furthermore, an antenna has to be integrated into a device such as MFWD such that an appropriate antenna may be integrated therein which puts constraints upon the mechanical fit, the electrical fit and the assembly fit of the antenna within the device. Of further importance, usually, is the robustness of the antenna which means that the antenna does not change antenna properties in response to smaller shocks to the device.

[0010] As can be imagined, a simultaneous improvement of all features described above is a major challenge for persons skilled in the art. A typical exemplary design problem is the generally uniform line of thinking that due to the limits of diffraction, a substantial increase in gain and directivity can only be achieved through an increase in the antenna size.

[0011] On the other hand, a MFWD that has a high directivity and hence, a high gain, has to be properly oriented towards a transceiver-base station. This, however, is not always practical since portable device users need to have the freedom to move and change direction with respect to a base station without losing coverage and, therefore, losing the wireless connection. Therefore, less gain is usually accepted in order to obtain an omni-directional (donut-like) radiation pattern.

[0012] It has to be taken into account that a palmtop, laptop, or desktop portable device might require a radiation pattern that enhances radiation in the upper hemisphere, i.e., pointing to the ceiling and the walls rather than pointing to the floor, since transceiver stations such as a hotspot antenna or a base station are typically located above or on the side of the portable device. If, however, such a device is used for a voice phone call it will be held substantially upright close to the user's head in which case an omni-directional pattern is preferred which is oriented so that the donut-like shape of the radiation pattern lies in the horizontal.

[0013] While it might appear desirable to provide an antenna with a uniform radiation pattern (sphere-like) for voice calls such a pattern turns out to have substantial drawbacks in terms of a desired low specific absorption rate since it sometimes leads to an increased absorption of radiation within the hand and the head of the user during a voice phone call.

[0014] In every MFWD, the choice of the antenna, its placement in the device and its interaction with the surrounding elements of the device will have an impact on the overall wireless connection performance making its selection non-trivial and subject to constraints due to particular target use, user and market segments for every device.

[0015] As established by L.J. Chu in "Physical Limitations of Omni-Directional Antennas", Journal of Applied Physics, Vol. 19, Dec, 1948, pg. 1163-1175, and Harold A. Wheeler, in "Fundamental Limitations of Small Antennas", Proceedings of the I.R.E., 1947, pgs. 14 79-1488. small antennas may not exceed a certain bandwidth. The bandwidth of the antenna decreases in proportion to the volume of the antenna. The bandwidth, however, is proportional to the maximum data rate the wireless connection can achieve and, therefore, a reduction in the antenna size is additionally linked to a reduction in the speed of data transmission.

[0016] Furthermore, a reduction of the antenna size can be achieved, for example, by loading the antenna with high dielectric materials for instance by stuffing, backing, coating, filling, printing or over-molding a conductive antenna element with a high dielectric material. Such materials tend to concentrate a high dielectric and magnetic field intensity into a smaller volume. This concentration leads to a high quality factor which, however, leads to a smaller bandwidth. Further, such a high concentration of electromagnetic field in the material leads to inherent electrical losses. Those losses may be compensated by a higher energy input into the antenna which then leads to a portable wireless device with a reduced standby or talk/connectivity time. In the design of MFWDs, every micro Joule of energy available in the battery has to be used in the most efficient way.

[0017] Multi-band antennas require a certain space since for each band a resonating physical structure is usually required. Such additional resonating physical structures occupy additional space which then increases the size of the antenna. It is therefore particularly difficult to build antennas which are both small and multi-band at the same time.

[0018] As already mentioned above, there exists a fundamental limit established by Chu and Wheeler between the bandwidth and antenna size. Therefore, many small antennas have great difficulty in achieving a desired large bandwidth.

[0019] Broadband operation may be achieved by two closely neighboring bands which then require additional space for the resonating physical structure of each of the bands. Further, those two antenna portions may not be provided too close together since, due to electric coupling between the two elements, the merging of the two bands into a single band is not achieved, but

rather splitting the resonant spectrum into independent sub-bands which is not acceptable for meeting the requirements of wireless communication standards.

[0020] Furthermore, for broadband operation the resonating physical structure needs a certain width. This width, however, requires additional space which further shows that small broadband antennas are difficult to achieve.

[0021] It is known to achieve a broadband operation with parasitic elements which, however, require additional space. Such parasitic elements may also not be placed too close to other antenna portions since this will also lead to splitting the resonant spectrum into multiple sub-bands.

[0022] An antenna type which may be particularly suitable for slim multifunctional devices or those composed of two parts which can be moved against each other (such as twist, clamshell or slide devices) is a patch antenna (and particularly a PIF A antenna). However patch antennas, are unfortunately known to have poor gain and narrow bandwidths, typically in the range of 1% to 5% which is unsuitable for coverage of certain bands such as the UMTS band.

[0023] Although it is known that the bandwidth may be increased by changing the separation between the patch and its ground plane, this then destroys the advantage of patch antennas being flat. This also leads to a distortion of the radiating pattern, for instance, due to surface wave effects.

[0024] For patch antennas it is known that by providing a high dielectric material between the patch and the ground plane, it is possible to reduce the antenna size. As mentioned above, such high dielectric materials tend to reduce the bandwidth which is then disadvantageous for patch antennas. Such materials also generally increase losses.

[0025] Further difficulties in antenna design occur when trying to build multi-band antennas. While it is possible to separate different antenna portions from each other with appropriate slots or the like, currents and charges in the respective parts always interact with one another by strong and far-reaching electromagnetic fields. Those different antenna branches are, therefore, never completely independent of one another. Trying to add a new branch to an existing antenna structure to produce a new antenna frequency of resonance therefore changes entirely the previous antenna frequencies. Therefore, it is difficult to simply take a working antenna and try

to add one more band by just adding one more antenna portion. All previously achieved optimizations for already established frequency bands are lost by such an approach.

[0026] Trying to design an antenna with three or more bands gives rise to a linear or, in the worst case an exponential, rise in the number of parameters to consider or problems to resolve. For each band, resonant frequency, bandwidth, and other above-mentioned parameters such as impedance, polarization, gain, and directivity must all be controlled simultaneously. Furthermore, multi-band antennas may be coupled with two or more radio frequency devices. Such coupling raises the issue of isolation between the different radio frequency devices, which are both connected to the same antenna. Isolation of this type is a very difficult task.

[0027] Physical changes intended to optimize one parameter of one antenna band change other antenna parameters, most likely in a counter-productive way. It is usually not obvious how to control the counter-productive effects or how to compensate for them without creating still more problems.

[0028] Mechanical considerations must also be taken into account in antenna design. For example, the antenna needs to be firmly held in place within a device. However, the materials that are in very close proximity to the metal piece or the conductive portion which forms an antenna or antenna portion, have a great impact on the antenna characteristics. Sometimes extensions or small recesses in the metal piece are provided to firmly hold the antenna in place, however such means which are intended for giving mechanical robustness to the antenna also interact with and change the electric properties of the antenna.

[0029] All these different design problems of antennas may only be solved in the design of the geometry of the antenna. All parameters such as size, flatness, multi-band operation, broadband operation, gain, efficiency, impedance, radiation patterns, specific absorption rate, robustness and polarization are highly dependent on the geometry of the antenna. Nevertheless, it is practically impossible to identify at least one or two geometric features which affect only one or two of the above-mentioned antenna characteristics. Thus, there is no individual geometry feature which can be identified in order to optimize one or two antenna characteristics, without also influencing all other antenna characteristics.

[0030] Any change to the antenna geometry may harm more than it helps without knowing in advance how and why it happens or how it can be avoided.

[0031] Additionally, every platform of a wireless device is different in terms of form factor, market and technical requirements and functionality which requires different antennas for each device.

[0032] One problem is solved by providing the MFWD with an RF system and an antenna system with the capability of fully functioning in one, two, three or more communication standards (such as e.g. GSM 850, GSM 900, GSM 1800, GSM 1900, UMTS, CDMA, W-CDMA, etc.), and in particular mobile or cellular communication standards, each standard allocated in one or more frequency bands, each of said frequency bands being fully contained within one of the following regions of the electromagnetic spectrum:

the 810MHz - 960MHz region,

the 1710MHz- 1990MHz region,

and the 1900MHz - 2170MHz region

such that the MFWD is able to operate in three, four, five, six or more of said bands contained in at least said three regions.

[0033] One problem to be solved by the present invention is therefore to provide an enhanced wireless connectivity. Another effect of the invention is to provide antenna design parameters that tend to optimize the efficiency of an antenna for a MFWD device while observing the constraints of small device size and enhanced performance characteristics.

SUMMARY

[0034] A multifunction wireless device having at least one of multimedia functionality and smartphone functionality, the multifunction wireless device including an upper body and a lower body, the upper body and the lower body being adapted to move relative to each other in at least one of a clamshell, a slide, and a twist manner. The multifunction wireless device further includes an antenna system disposed within at least one of the upper body and the lower body and having a shape with a level of complexity of an antenna contour defined by complexity

factors F_{21} having a value of at least 1.05 and not greater than 1.80 and having a value of at least 1.10 and not greater than 1. 90.

[0035] A multifunction wireless device having at least one of multimedia and smartphone functionality, the multifunction wireless device including a microprocessor and operating system adapted to permit running of word-processing, spreadsheet, and slide software applications, and at least one memory interoperably coupled to the microprocessor, the at least one memory having a total capacity of at least 1 GB. The multifunction wireless device further includes an antenna system having a shape with a level of complexity of an antenna contour defined by complexity factor F_{21} having a value of at least 1.05 and not greater than 1.80 and by complexity factor F_{32} having a value of at least 1.10 and not greater than 1.90.

[0036] A multifunction wireless device having at least one of multimedia and smartphone functionality, the multifunction wireless device including a receiver of at least one of analog and digital sound signals, an image recording system comprising at least one of an image sensor having at least 2 Megapixels in size, a flash light, an optical zoom, and a digital zoom, and data storage means having a capacity of at least 1 GB. The multifunction wireless device further includes an antenna system having a shape with a level of complexity of an antenna contour defined by complexity factor F_{21} having a value of at least 1.05 and not greater than 1.80 and by complexity factor F_{32} having a value of at least 1.10 and not greater than 1.90.

[0037] The present invention is related to a portable multifunction wireless device (MFWD) and in particular to a handheld multifunction wireless device. In some embodiments, the MFWD will take the form of a handheld multimedia terminal (MMT) including wireless connectivity to mobile networks. In some embodiments, the MFWD will take the form of a handheld device combining personal computer capabilities, mobile data and voice services into a single unit (smartphone, SMRT), while in others the MFWD will combine both multimedia and smartphone capabilities (MMT +SMR T).

[0038] It is an object of the present invention to provide wireless connectivity to an MFWD that takes the form of a handheld multimedia terminal (MMT). In some embodiments, the MMT will include means to reproduce digital music and sound signals, preferably in a data compressed format such as for instance a MPEG standard such as MP3 (MPEG3) or MP4 (MPEG4). In some

embodiments, the MMT will include a digital camera to record still (pictures, photos) and/or moving images (video), combined with a microphone or microphone system to record live sound and convert it to a digital compressed format. The present invention will be particularly suitable for those MMT embodiments combining both music and image capabilities, by providing means to efficiently integrate music, images, live video and sound recording and playing into a very small, compact and lightweight handheld device.

[0039] It is an object of the present invention as well, to provide wireless connectivity to an MFWD that takes the form of a smartphone (SMRT). In some embodiments, the smartphone will consist of a handheld electronic unit comprising a microprocessor and operating system (such as for instance but not limited to Pocket PC, Windows Mobile, Windows CE, Symbian, Palm OS, Brew, Linux) with the capability of downloading and installing multiple software applications and enhanced computing capabilities compared to a typical state of the art mobile phone. Typically, SMR T will comprise a small, compact (handheld) computer device with the capability of sharing, opening and editing typical word processing, spreadsheets and slide files that are handled by a personal computer (for instance a laptop or desktop). Although many current mobile phones feature some very basic electronic agenda functions (calendars, task lists and phonebooks) and are even able to install small Java or Brew games, they are not considered here to be smartphones (SMRT).

[0040] It is one purpose of the present invention to provide enhanced wireless capabilities to any of the MFWD devices described above. In some embodiments though, providing a wide geographical coverage will be a priority rather than enhanced multimedia or computing capabilities, while in others the priority will become to provide a high-speed connection and/ or a seamless connection to multiple networks and standards.

BRIEF DESCRIPTION OF THE DRAWINGS

[0041] Further characteristics and advantages of the invention will become apparent in view of the detailed description which follows of some preferred embodiments of the invention given for

purposes of illustration only and in no way meant as a definition of the limits of the invention, made with reference to the accompanying drawings:

[0042] Figure 1A shows a block diagram of a MFWD of the present invention illustrating the basic functional blocks thereof;

[0043] Figure 1B shows a perspective view of a MFWD including a space for the integration of an antenna system, and its corresponding antenna box and antenna rectangle;

[0044] Figure 2A shows an example MFWD comprising a ground plane layer included in a PCB, and its corresponding ground plane rectangle;

[0045] Figure 2B shows the ground plane rectangle of the MFWD of Figure 2a in combination with an antenna rectangle for an antenna system;

[0046] Figure 3 shows an example of an antenna contour of an antenna system for a MFWD;

[0047] Figure 4 from top to down shows an example of a process (for instance a stamping process) followed to shape a rectangular conducting plate to create the structure of an antenna system for a MFWD;

[0048] Figures 5A-B show an example of MFWD being held typically by a right-handed user to originate a phone call, and how the feeding point corner of the antenna rectangle of said MFWD may be selected;

[0049] Figure 5C shows an exploded view of an exemplary clamshell-type MFWD;

[0050] Figure 6A shows an example of a first grid to compute the complexity factors of an antenna contour;

[0051] Figure 6B shows an example of a second grid to compute the complexity factors of an antenna contour;

[0052] Figure 6C shows an example of a third grid to compute the complexity factors of an antenna contour;

[0053] Figure 7 shows the two-dimensional representation of the F_{32} vs. F_{21} space;

[0054] Figure 8A shows an example of an antenna contour inspired in a Hilbert curve under a first grid to compute the complexity factors of said antenna contour;

[0055] Figure 8B shows the example of the antenna contour of Figure 8A under a second grid to compute the complexity factors of said antenna contour;

[0056] Figure 8C shows the example of the antenna contour of Figure 8A under a third grid to compute the complexity factors of said antenna contour;

[0057] Figure 9A shows an example of a quasi-rectangular antenna contour featuring a great degree of convolution in its perimeter under a first grid to compute the complexity factors of said antenna contour;

[0058] Figure 9B shows the example of the quasi-rectangular antenna contour featuring a great degree of convolution of Figure 9a under a second grid to compute the complexity factors of said antenna contour;

[0059] Figure 9C shows the example of the quasi-rectangular antenna contour featuring a great degree of convolution of Figure 9a under a third grid to compute the complexity factors of said antenna contour;

[0060] Figure l0A shows an example of a triple branch antenna contour under a first grid to compute the complexity factors of said antenna contour;

[0061] Figure l0B shows the example of the triple branch antenna contour of Figure 10A under a second grid to compute the complexity factors of said antenna contour;

[0062] Figure l0C shows the example of the triple branch antenna contour of Figure 10A under a third grid to compute the complexity factors of said antenna contour;

[0063] Figure 11 shows the mapping of the antenna contour of Figures 6, 8, 9 and 10 in the F_{32} vs. F_{21} space;

[0064] Figure 12A shows an example of antenna contour of the antenna system of a MFWD according to the present invention;

[0065] Figure 12B shows an example of a PCB of a MFWD including a layer that serves as the ground plane to the antenna system of Figure 12A;

[0066] Figure 13A shows the antenna contour of Figure 12A placed under a first grid to compute the complexity factors of said antenna contour;

[0067] Figure 13B shows the antenna contour of Figure 12A placed under a second grid to compute the complexity factors of said antenna contour;

[0068] Figure 13C shows the antenna contour of Figure 12A placed under a third grid to compute the complexity factors of said antenna contour;

[0069] Figure 14A shows an antenna contour according to the present invention placed under a first grid to compute the complexity factors of said antenna contour;

[0070] Figure 14B shows the antenna contour according to the present invention of Figure 14a placed under a second grid to compute the complexity factors of said antenna contour;

[0071] Figure 14C shows the antenna contour according to the present invention of Figure 14a placed under a third grid to compute the complexity factors of said antenna contour;

[0072] Figure 15 shows the mapping of the antenna contour of Figures 12 and 14 in the F_{32} vs. F_{21} space;

[0073] Figure 16 illustrates a flow diagram for optimizing the geometry of an antenna system to obtain superior performance within a wireless device;

[0074] Figures 17A-17H illustrate the progressive modification of an antenna system through the different steps of the optimization process in accordance with the principles of the present invention;

[0075] Figure 18 is a complexity factor plain graphically illustrating the complexity factors of Figures 17A-17H;

[0076] Figure 19A is a graphical representation of the VSWR of the antenna system relative to frequency;

[0077] Figure 19B is a graphical representation of the efficiency of the antenna system as a function of the frequency; and

[0078] Figures 20A-20F illustrate cross-sectional views of exemplary MFWDs comprising three bodies.

DETAILED DESCRIPTION

[0079] Referring first to Figure 1A, a multifunction wireless device (MFWD) of the present invention 100 advantageously comprises five functional blocks: display 11, processing module 12, memory module 13, communication module 14 and power management module 15. The display 11 may be, for example, a high resolution LCD or equivalent is an energy consuming module and most of the energy drain comes from the backlight use. The processing module 12,

that is the microprocessor or CPU and the associated memory module 13, are also major sources of power consumption. The fourth module responsible of energy consumption is the communication module 14, an essential part of which is the antenna system. The MFWD 100 has a single source of energy and it is the power management module 15 mentioned above that provides and manages the energy of the MFWD 100. In a preferred embodiment, the processing module 12 and the memory module 13 have herein been listed as separate modules. However, in another embodiment, the processing module 12 and the memory module 13 may be separate functionalities within a single module or a plurality of modules. In a further embodiment, two or more of the five functional blocks of the MFWD 100 may be separate functionalities within a single module or a plurality of modules.

[0080] The MFWD 100 generally comprises one, two, three or more multilayer printed circuit boards (PCBs) on which to carry and interconnect the electronics. At least one of the PCBs includes feeding means and/or grounding means for the antenna system.

[0081] At least one of the PCBs, preferably the same one as the at least one PCB including feeding means and/or grounding means, includes a layer that serves as a ground plane of the antenna system.

[0082] The antenna system within the communication module 14 generally is regarded as an essential element of a multifunction wireless device. In particular it can be regarded an essential element of the MFWD 100, as it provides the MFWD 100 with wide geographical and range coverage, high-speed connection and/or seamless connection to multiple networks and standards. Thus, a volume of space within the MFWD 100 needs to be made available to the integration of the antenna system. However, the integration of the antenna system is complicated by the fact that the MFWD 100 also includes one or more advanced functions provided by at least one, two, three or more additional electronic subsystems within the various modules 11-15 such as:

- a receiver of analog and/or digital sound signals (e.g. for FM, DAB, XDARS, SDARS, or the like).
- a receiver of digital broadcast TV signals (such as DVB-H, DMB)
- a module to download and play streamed video,
- an advanced image recording system (comprising e.g. one, two, three or more of:

optical or digital zoom; flash light; one, two or more image sensors, one, two or more of which maybe more than 2 Megapixels in size),

- data storage means in excess of 1 GB (fixed and/or removable; hard disk drive; non volatile (e.g. magnetic, ferroelectric or electronic) memory),
- a high resolution image and/or character and graphic display (more than 100 times 100 pixels or more than 320 times 240 pixels (e.g. more than 75,000 pixels) and/or 65,000 color levels or more),
- a full keyboard (e.g. number keys and character keys separated therefrom and/or at least 26, 30, 36, 40 or 50 keys; the keyboard may be integrated within the MFWD or may be connectable to the MFWD by a cable or a short range wireless connectivity system),
- a touch screen with a size of at least half of the overall device
- a geolocalization system (such as e.g. GPS or Galileo or a mobile network related terrestrial system),
- and/or a module to handle an internet access protocol and/or messaging capabilities (such as email, instant messaging, SMS, MMS or the like).

[0083] In some examples, the integration of an antenna system into the MFWD 100 is further complicated by the presence in the MFWD 100 of additional antennas, such as for example antennas for reception of broadcast radio and/or TV, antennas for geolocalization services, and/or antennas for wireless connectivity systems.

[0084] The MFWD 100 according to one embodiment achieves an efficient integration of an antenna system alongside other electronic modules and/or subsystems that provide sophisticated functionality to the MFWD 100, (and possibly also in conjunction with additional antennas), in a way that the MFWD meets size, weight and/or battery consumption constraints critical for a portable small-sized device.

[0085] The MFWD 100 according to one embodiment is preferably able to provide both voice and high-speed data transmission and receive services through at least one or more of said frequency regions in the spectrum. For that purpose, a MFWD will include the RF capabilities, antenna system and signal processing hardware to connect to a mobile network at a speed of preferably at least 350 Kbits/s, while in some embodiments the data transfer will be performed

with at least 1 Mbit/s, 2 Mbit/s or 10 Mbit/s or beyond. For this purpose, a MFWD will preferably include at least 3G (such as for instance UMTS, UMTS-FDD, UMTS-TDD, W-CDMA, cdma2000, TD-SCDMA, Wideband CDMA) and/or 3.5G and/or 4G services (including for instance HSDPA, WiFi, WiMax, WiBro and other advanced services) in one or more of said frequency regions. In some embodiments a MFWD will include also 2G and 2.5G services such as GSM, GPRS, EDGE, TDMA, PCS, CDMA, cdmaOne. In some embodiments a MFWD will include 2G and/or 2.5G services at one or both of the first two frequency regions (810-960 MHz and 1710-1990 MHz) and a 3G or a 4G service in the upper frequency region (1900-2170 MHz). In particular, some MFWD devices will provide 3 GSM/GPRS services (GSM900, GSM1800, GSM1900 or PCS) and UMTS/W-CDMA, while some others will provide 4 GSM/GPRS services (GSM850, GSM900, GSM1800, GSM1900 or PCS) and UMTS and/or W-CDMA to ensure seamless connectivity to multiple networks in several geographical domains such as for instance Europe and North America. In some embodiments, a MFWD will include 3G, 3.5G, 4G or a combination of such services in said three frequency regions.

[0086] In some embodiments of the invention, the MFWD 100 includes wireless connectivity to other wireless devices or networks through a wireless system such as for instance WiFi (IEEE802.11 standards), Bluetooth, ZigBee, UWB in some additional frequency regions such as for instance an ISM band (for instance around 430 MHz or 868 MHz, or within 902-928 MHz or in the 2400-2480 MHz range, or in the 5.1-5.9 GHz frequency range or a combination of them) and/or within a ultra wide-band range (UWB) such as the 3-5 GHz or 3-11 GHz frequency range.

[0087] In some embodiments of the invention, the MFWD 100 provides voice over IP services (VoIP) through a wireless connection using one or more wireless standards such as WiFi, WiMax and WiBro, within the 2-11 GHz frequency region or in particular the 2.3-2.4 GHz frequency region.

[0088] The MFWD 100 may have a bar shape, which means that it is given by a single body. It may also have a two-body structure such as a clamshell, flip or slider structure. It may further or additionally have a twist structure in which a body portion e.g. with a screen can be twisted (rotated with two or more axes of rotation which are preferably not parallel).

[0089] The MFWD 100 may operate simultaneous in two or more wireless services (e.g. a short range wireless connectivity service and a mobile telephone service, a geolocalization service and a mobile telephone service, etc.).

[0090] For any wireless service, more than one antenna (system) may be provided in order to obtain a diversity system and/or a multiple input/multiple output system.

[0091] In a MFWD 100 according to an embodiment of the present invention, the structure of the antenna system is advantageously shaped to efficiently use the volume of physical space made available for its integration within the MFWD 100 in order to obtain a superior RF performance of the antenna system (such as for example, and without limitation, input impedance level, impedance bandwidth, gain, efficiency, and/or radiation pattern) and/or superior RF performance of the MFWD 100 (such as for example and without limitation, radiated power, received power and/or sensitivity) in at least one of the communication standards of operation in at least one of the frequency regions. Alternatively, the antenna system can be advantageously shaped to minimize the volume required within the MFWD 100 yet still achieve a certain RF performance.

[0092] As a consequence, the resulting MFWD 100 may exhibit in some examples one, two, three or more of the following features:

- increased communication range,
- improved quality of the communication or quality of service (QoS),
- extended battery life for higher autonomy of the device,
- reduced device profile and/or the size (an aspect particularly critical for slim phones and/or twist phones),
- and/or reduced weight of the device (aspect particularly critical for multimedia phones and/or smart phones),

all of which are qualities that translate into increased user acceptance of the MFWD 100.

[0093] The antenna system also comprises at least one feeding point and may optionally comprise one, two or more grounding points. In some examples of MFWDs, the antenna system may comprise more than one feeding point, such as for example two, three or more feeding points.

[0094] The MFWD 100 comprises one, two, three, four, five or more contact terminals. A contact terminal couples the feeding means included in a PCB of the MFWD 100 with a feeding point of the antenna system. The feeding means comprise one, two, three or more RF transceivers coupled to the antenna system through contact terminals.

[0095] Similarly, a contact terminal can also couple the grounding means included in a PCB of the MFWD 100 with a grounding point of the antenna system. A contact terminal may take for instance the form of a spring contact with a corresponding landing area, or a pogo pin with a corresponding landing area, or a couple of pads held in electrical contact by fastening means (such as a screw) or by pressure means.

[0096] A volume of space within the MFWD 100 of one embodiment of the invention is dedicated to the integration of the antenna system into the device. An antenna box for the MFWD 100 is herein defined as being the minimum-sized parallelepiped of square or rectangular faces that completely encloses the antenna volume of space and wherein each one of the faces of the minimum-sized parallelepiped is tangent to at least one point of the volume. Moreover, each possible pair of faces of the minimum-size parallelepiped shares an edge forming an inner angle of 90º.

[0097] For example, the antenna box shown at 103 of Figure 1B delimits the volume of space within the MFWD 100 dedicated to the antenna system in the sense that, although other elements of the MFWD 100 (such as for instance an electronic module or subsystem) can be within the antenna box, no portion of the antenna system can extend outside the antenna box.

[0098] Therefore, although the volume within the MFWD 100 dedicated to the integration of the antenna system will generally be irregularly shaped, the antenna box itself will have the shape of a right prism (i.e., a parallelepiped with square or rectangular faces and with the inner angles between two faces sharing an edge being 90º).

[0099] An antenna system of the MFWD 100 of one embodiment of the invention has a structure able to support different radiation modes so that the antenna system can operate with good performance and reduced size in the communication standards allocated in multiple frequency bands within at least three different regions of the electromagnetic spectrum. Such an effect is achieved by appropriately shaping the structure of the antenna system in a way that

different paths are provided to the electric currents that flow on the conductive parts of said structure of the antenna system, and/or to the equivalent magnetic currents on slots, apertures or openings within said structure, thereby exciting radiation modes for the multiple frequency bands of operation. In some cases the structure of an antenna system will comprise a first portion that provides a first path for the currents associated with a radiation mode in a first frequency band within a first region of the electromagnetic spectrum, a second portion that provides a second path for the currents associated with a radiation mode in a second frequency band within a second region of the electromagnetic spectrum and a third portion that provides a third path for the currents associated with a radiation mode in a third frequency band within a third region of the electromagnetic spectrum.

[0100] Some of these basic concepts of antenna design are set forth in co-pending U.S. Patent Application Serial No. 11/179,257, filed July 12, 2005 and entitled "Multi-Level Antenna" and in co-pending U. S. Patent Application Serial No. 11/179,250, filed July 12, 2005 and entitled "Space-Filing Miniature Antenna" both of which are hereby incorporated by reference herein.

[0101] In some embodiments of the invention the first, second and third portions are overlapping partially or completely with each other, while in other embodiments the three portions are essentially non-overlapping. In some embodiments only two of the three portions overlap either partially or completely and in some cases one portion of the three portions is the entire antenna system.

[0102] In some examples, at least one of the paths has an electrical length substantially close to one time, three times, five times or a larger odd integer number of times a quarter of the wavelength at a frequency of the associated radiation mode. In other examples, at least one of the paths has an electrical length approximately equal to one time, two times, three times or a larger integer number of times a half of the wavelength at a frequency of the associated radiation mode.

[0103] A structure of an antenna system of the MFWD 100 according to the present invention is able to support different radiation modes. Such an effect is advantageously achieved by means of one of, or a combination of, the following mechanisms:

creating slots, apertures and/or openings within the structure,

bending and/or folding the structure,

because an edge-rich, angle-rich and/or discontinuity-rich structure is obtained in which different portions of the structure offer longer and more winding paths for the electric currents and/or the equivalent magnetic currents associated with different frequency bands of operation than would the path of a simpler structure that uses neither one of the aforementioned mechanisms.

[0104] The process of shaping the structure of the antenna system into a configuration that supports different radiation modes can be regarded as the process of lowering the frequency of a first radiation mode associated with a first frequency band, and/or subsequently including additional radiation modes associated with additional frequency bands, to an antenna formed of a substantially square or rectangular conducting plate (or a substantially planar structure) that occupies the largest face of the antenna box.

[0105] The geometry of a substantially square or rectangular conducting plate occupying a largest face of the antenna box is an advantageous starting point for the design of the geometry of the structure of the antenna system since such a structure offers a priori the longest path for the currents of a radiation mode corresponding to a lowest frequency band, together with the maximum antenna surface. Antenna designers have frequently encountered difficulty in maintaining the performance of small antennas. There is a fundamental physical limit between size and bandwidth in that the bandwidth of an antenna is generally directly related with the volume that the antenna occupies. Thus, in antenna design it may be preferable to pursue maximization of the surface area of an antenna in order to achieve maximum bandwidth. The geometry of an antenna comprised of a substantially square or rectangular conducting plate can be modified by at least one of the following:

- creating slots, gaps or apertures within the extension of the plate,
- removing peripheral parts of the plate,
- folding or bending parts of said plate, so that the folded or bent parts are no longer on the plane defined originally by the plate,
- and/or including additional conducting parts in the antenna box that are not contained on the plane originally defined by the plate;

in order to adapt the antenna system to the frequency bands of operation, to the space required by additional electronic modules or subsystems, and/or to other space constraints of the MFWD 100 (as for example those imposed by the ergonomics, or the aesthetics of the MFWD).

[0106] In some examples within embodiments of the present invention, one or several modifications of the structure of an antenna system are aimed at lengthening the path of the electric currents and/or the equivalent magnetic currents of a particular radiation mode to decrease its associated frequency band. In other examples, one or several modifications of the structure of an antenna system are aimed at splitting, or partially diverting, the electric currents and/or the equivalent magnetic currents on different parts of the structure of the antenna system to enhance multimode radiation, which may be advantageous for wideband behavior.

[0107] The resulting antenna structure (i.e., after modifying its geometry) includes a plurality of portions that allow the operation of the antenna system in multiple frequency bands. Generally, the structure of the antenna system comprises one, two, three, four or more antenna elements with each element being formed by a single conducting geometric element, or by a plurality of conducting geometric elements that are in electrical contact with one another (i.e., there is electrical continuity for direct or continuous current flow). One antenna element may comprise one or more portions of the structure of the antenna system and one portion of the antenna system may comprise one, two, three or more antenna elements. Different antenna elements may be electromagnetically coupled (either capacitively coupled or inductively coupled). Generally an antenna element of the antenna system is not connected by direct contact to another antenna element of said antenna system, unless such contact is optionally done through the ground plane of the antenna system. In some examples, an antenna system with a structure comprising several antenna elements is advantageous to increase the number of frequency bands of operation of said antenna system and/or to enhance the RF performance of said antenna system or that of a MFWD including said antenna system.

[0108] In some examples, slots, gaps or apertures created between different antenna elements, or between parts of a same antenna element, serve to decrease electromagnetic coupling between the antenna elements, or the parts of the same antenna element. In other examples, the structure of the antenna system seeks to create proximity regions between antenna elements, or between

parts of a same antenna element, to enhance the coupling between the antenna elements, or the parts of a same antenna element.

[0109] The design of the structure of the antenna system is intended to use efficiently as much of the volume of the space within the antenna box as possible in order to obtain a superior RF performance of the antenna system and/or superior RF performance of the MFWD 100 in at least one frequency band. In particular, according to the present invention, the structure of the antenna system comes into contact with each of the six (6) faces of the antenna box in at least one point of each face to make better use of the available volume. However, it is generally advantageous to position the geometrical complexity of the structure predominantly on a largest face of the antenna box, and use the third dimension of the antenna box (i.e., the dimension not included in said largest face) to separate the antenna system from other elements of the MFWD 100 (such as for instance, and without limitation, a ground plane, a grounded shield can, a loudspeaker module, a vibrating module, a memory card socket, a hard disk drive, and/or a connector) that may degrade the RF performance of the antenna system and/or the RF performance of the MFWD 100.

[0110] For one purpose of the design of the antenna system, an antenna rectangle is defined as being the orthogonal projection of the antenna box along the normal to the face with largest area of the antenna box.

[0111] In some exemplary MFWDs, one of the dimensions of the antenna box can be substantially smaller than any of the other two dimensions, or even be close to zero. In such cases, the antenna box collapses to a practically two-dimensional structure (i.e., the antenna box becomes approximately the antenna rectangle).

[0112] The antenna rectangle has a longer side and a shorter side. The length of the longer side is referred to as the width of the antenna rectangle (W), and the length of the shorter side is referred to as the height of the antenna rectangle (H). The aspect ratio of the antenna rectangle is defined as the ratio between the width and the height of the antenna rectangle.

[0113] In addition to the antenna rectangle, a ground plane rectangle is defined as being the minimum-sized rectangle that encompasses the ground plane of the antenna system included in the PCB of the MFWD 100 that comprises the feeding means responsible for the operation of the

antenna system in its lowest frequency band. That is, the ground plane rectangle is a rectangle whose edges are tangent to at least one point of the ground plane.

[0114] The area ratio is defined as the ratio between the area of the antenna rectangle and the area of the ground plane rectangle.

[0115] In some examples, the antenna system of the present invention advantageously places a feeding point of the antenna system, preferably a feeding point responsible for the operation of the antenna system in its lowest frequency band, near a corner of the antenna rectangle, because it may provide a longer path on the structure of the antenna system for the electric currents and/or the equivalent magnetic currents coupled to the antenna system through the feeding point.

[0116] In other examples, the antenna system of the present invention advantageously places a feeding point of the antenna system, preferably a feeding point responsible for the operation of the antenna system in its lowest frequency band, in such a way that a contact terminal of the MFWD 100 is located near an edge of a ground plane encompassed by the ground plane rectangle. Preferably that edge is common with a side of the ground plane rectangle, and preferably the side is a short side of the ground plane rectangle. Such placement of the feeding point of the antenna system, and that of the contact terminal of the MFWD 100 associated with the feeding point, may provide a longer path for electric and/or magnetic currents flowing on the ground plane of the antenna system enhancing the RF performance of the antenna system, or that of the MFWD 100, in at least the lowest frequency band. This becomes particularly relevant in those MFWD 100 having form factors that require a small size of the ground plane rectangle and, consequently, a small size of the whole device.

[0117] The structure of the antenna system becomes geometrically more complex as the number of frequency bands in which the MFWD 100 has to operate increases, and/or the size of the antenna box decreases, and/or the RF performance requirements are made more stringent in at least one frequency band of operation. In a MFWD 100 according to the present invention, the structure of the antenna system is geometrically defined by its antenna contour. The antenna contour of the antenna system is a set of joined and/or disjointed segments comprising:

the perimeter of one or more antenna elements placed in the antenna rectangle,

the perimeter of closed slots and/or closed apertures defined within the antenna elements,

and/or the orthogonal projection onto the antenna rectangle of perimeters of antenna elements, or perimeters of or parts of antenna elements that are placed in the antenna box but not in the antenna rectangle.

[0118] The antenna contour, i.e., its peripheral both internally and externally, can comprise straight segments, curved segments or a combination thereof. Not all the segments that form the antenna contour need to be connected (i.e., to be joined). In some cases, the antenna contour comprises two, three, four or more disjointed subsets of segments. A subset of segments is defined by one single segment or by a plurality of connected segments. In other cases, the entire set of segments that form the antenna contour are connected together defining a single set of joined segments (i.e., the antenna contour has only one subset of segments).

[0119] Along the contour different segments can be identified e.g. by a corner between two segments, wherein the corner is given by a point on the contour where no unique tangent can be identified. At the corners the contour has an angle. The segments next to a corner may be straight or curved or one straight and the other curved. Further, segments may be separated by a point where the curvature changes from left to right or from right to left. In a sine curve, for example such points are given where the curve intersects the horizontal axis (x-axis, abscissa, $\sin(x) = 0$).

[0120] It is preferred that right and left curved segments are provided (when following the contour) and/or that at corners angles to the left and to the right (when following the contour) are provided. Preferably the numbers of left and right curved segments respectively, (if provided) do not differ by more than 80%, 70%, 60%, 50%, 40%, 30%, 20% or 10% of the larger of the two numbers. Also the number of corner angles between adjacent segments which following the contour go to the right and those that go to the left do not differ by more than 80%, 70%, 60%, 50%, 40%, 30%, 20% or 10% of the larger of the two numbers. Further preferably the number of the left curved segments plus the number of the corners where the contour turns left and the number of the right curved segments plus the number of corners where the contour turns right do not differ by more than 80%, 70%, 60%, 50%, 40%, 30%, 20% or 10% of the larger of the two numbers.

[0121] Generally, one, two, three or more subsets of segments of the antenna contour advantageously each comprise at least a certain minimum number of segments that are connected in such a way that each segment forms an angle with any adjacent segments or a curved segment interposed between such segments, such that no pair of adjacent segments defines a larger straight segment. The angles at corners or curved segments increase the degree of convolution of the curves formed by the segments of each of said subsets leading to an antenna contour that is geometrically rich in at least one of edges, angles, corners or discontinuities, when considered at different levels of detail. Possible values for the minimum number of segments of a subset include 5, 6, 7, 8, 10, 12, 14, 16, 18, 20, 25, 30, 35, 40, 45 and 50. Also a maximum number of segments of a subset may be given. Possible values of said maximum number are 10, 15, 20, 25, 30, 40, 50, 75, 100, 150, 200, 250 and 500.

[0122] Additionally, to shape the structure of an antenna system in some embodiments the segments of the antenna contour should be shorter than at least one fifth of a free-space wavelength corresponding to the lowest frequency band of operation, and possibly shorter than one tenth of said free-space wavelength. Moreover, in some further examples the segments of the antenna contour should be shorter than at least one twentieth of said free-space wavelength.

[0123] The antenna contour needs to make efficient use of the area of the antenna rectangle in order to attain enough geometrical complexity to make the resulting structure of an antenna system suitable for the MFWD 100. In particular, according to the present invention, the antenna contour preferably comes into contact with each of the four (4) sides of the antenna rectangle in at least one point of each side of the antenna rectangle. The antenna contour should include at least ten segments in order to provide some multiple frequency band behavior, and/or size reduction, and/or enhanced RF performance to the resulting antenna system. However, a larger number of segments may be used, such as for instance 15, 20, 25, 30, 35, 40, 45, 50 or more segments. In general, the larger the number of segments of the antenna contour and the narrower the angles between connected segments, the more convoluted the structure of the antenna system becomes. The number of segments of the antenna contour may be less than 20, 25, 30, 40, 50, 75, 100, 150, 200, 250 or 500.

[0124] The length of the antenna contour of an antenna system is defined as the sum of the lengths of each one of the disjointed subsets that make up the antenna contour. The larger the length of the antenna contour, the higher the richness of the antenna contour in at least one of edges, angles, corners or discontinuities, making the resulting structure of an antenna system suitable for a MFWD.

[0125] In some examples the length of the antenna contour is larger than 1, 2, 3, 4, 5, 6, 7, 8, 9, 10, 12, 15, 20, 25, 30, 40, or more times the length of the diagonal of the antenna rectangle or less than any of those values.

[0126] Each of the one or more antenna elements comprised in the antenna system might be arranged according to different antenna topologies, such as for instance any one of the topologies selected from the following list: monopole antenna, dipole antenna, folded dipole antenna, loop antenna, patch antenna (and its derivatives for instance PIFA antennas), IFA antenna, slot antenna. Any of such antenna arrangements might comprise a dielectric material with a high dielectric constant (for instance larger than 3) to influence the operating frequency, impedance or both aspects of the antenna system.

[0127] In accordance with embodiments of the invention, the level of complexity of an antenna contour can be advantageously parameterized by means of two complexity factors, hereinafter referred to as F_{21} and F_{32}, which capture and characterize certain aspects of the geometrical details of the antenna contour (such as for instance its edge-richness, angle-richness and/or discontinuity-richness) when viewed at different levels of scale.

[0128] For the computation of F_{21} and F_{32} of a particular antenna, a first, a second, and a third grid (hereinafter called grid G_1, grid G_2 and grid G_3 respectively) of substantially square or rectangular cells are placed on the antenna rectangle. The three grids are adaptive to the antenna rectangle. That is, the size and aspect ratio of the cells of each one of said three grids is determined by the size and aspect ratio of the antenna rectangle itself. The use of adaptive grids is advantageous because it provides a sufficient number of cells within the antenna rectangle to fully capture the geometrical features of the antenna contour at differing levels of detail.

[0129] Moreover, the three grids are selected to span a range of levels of scale corresponding to two octaves: A cell of grid size G_2 is half the size of a cell of grid G_1 (i.e., a ½ scaling factor or

an octave of scale); a cell of grid size G_3 is half the size of a cell of grid G_2, or one fourth the size of a cell of grid G_1 (i.e., a ¼ scaling factor or two octaves of scale). A range of scales of two octaves provides a sufficient variation in the size of the cells across the three grids as to capture gradually from the coarser features of the antenna contour to the finer ones.

[0130] Grids G_1 and G_3 are constructed from grid G_2, which needs to be defined in the first place.

[0131] As far as the second grid (or grid G_2) is concerned, the size of a cell and its aspect ratio (i.e., the ratio between the width and the height of the cells) are first chosen so that the antenna rectangle is perfectly tessellated with an odd number of columns and an odd number of rows.

[0132] In the present invention, columns of cells are associated with the longer side of an antenna rectangle, while rows of cells are associated with a shorter side of the antenna rectangle. In other words, a longer side of the antenna rectangle spans a number of columns, with the columns being parallel to the shorter side of the antenna rectangle. In the same way a shorter side of the antenna rectangle spans a number of rows, with the rows being parallel to the longer side of the antenna rectangle.

[0133] If the antenna rectangle is tessellated with an excessive number of columns, then the size of the resulting cells is much smaller than the range of typical sizes of the features necessary to shape the antenna contour. However, if the antenna rectangle is tessellated with an insufficient number of columns, then the size of the resulting cells is much larger than the range of typical sizes of the features necessary to shape the antenna contour. It has been found that setting to nine (9) the number of columns that tessellate the antenna rectangle provides an advantageous compromise, for the preferred sizes of an MFWD, and the corresponding available volumes for the antenna system, according to the present invention. Therefore, a cell width (W_2) is selected to be equal to a ninth (1/9) of the length of the longer side of the antenna rectangle (W).

[0134] Moreover, it is also advantageous to use cells that have an aspect ratio close to one. In other words, the number of columns and rows of cells of the second grid that tessellate the antenna rectangle are selected to produce a cell as square as possible. A grid formed by cells having an aspect ratio close to one is preferred in order to perceive features of the antenna

contour using approximately a same level of scale along two orthogonal directions defined by the longer side and the shorter side of the antenna rectangle. Therefore, preferably, the cell height (H_2) is obtained by dividing the length of the shorter side of the antenna rectangle (H) by the odd integer number larger than one (1) and smaller than, or equal to, nine (9), that results in an aspect ratio W_2/H_2 closest to one.

[0135] In the particular case that two different combinations of a number of columns and rows of cells of the second grid produce a cell as square as possible, a second grid is selected such that the aspect ratio is larger than 1.

[0136] Thus, the antenna rectangle is tessellated perfectly with 9 by (2n+1) cells of grid G_2, wherein n is an integer larger than zero (0) and smaller than five (5).

[0137] A first grid (or grid G_1) is obtained by combining four (4) cells of the grid G_2. Each cell of the grid G_1 consists of a 2-by-2 arrangement of cells of grid G_2. Therefore, a cell of the grid G_1 has a cell width equal to twice (2) the width of a cell of the second grid (W_2) (i.e., $W_1=2 \times W_2$); and a cell height (H_1) equal to twice (2) the height of a cell of the second grid (H_2) (i.e., $H_1=2 \times H_2$).

[0138] Since grid G_2 tessellates perfectly the antenna rectangle with an odd number of columns and an odd number of rows, an additional row and an additional column of cells of said grid G_2 are necessary to have enough cells of the grid G_1 as to completely cover the antenna rectangle.

[0139] In order to uniquely define the tessellation of the antenna rectangle with grid G_1 a corner of said antenna rectangle is selected to start placing the cells of the grid G_1.

[0140] A feeding point corner is defined as being the corner of the antenna rectangle closest to a feeding point of the antenna system responsible for the operation of the antenna system in its lowest frequency band. In case that the feeding point is placed at an equal distance from more than one corner of the antenna box, then the corner closest to a perimeter of the ground plane of the PCB of the MFWD 100 is selected, preferably the corner closest to a shorter edge of the ground-plane rectangle. In case both corners are placed at the same distance from the feeding point and from the shorter edge of the ground-plane rectangle, the feeding point corner will be chosen as follows. For reasons of ergonomics and taking into account the absorption of radiation in the hand of the MFWD user, and considering that there is a predominance of right hand users,

it has been observed that in some embodiments it is convenient to place a feeding point and/or to designate the feeding point corner on the corner of the antenna rectangle which is closer to a left corner of the ground plane rectangle. That is, the left side of the ground plane rectangle being the closest to the left side of the MFWD 100 as seen by a right-handed user typically holding the MFWD 100 with the right hand to originate a phone call, while facing a display of the MFWD 100. Also, the selection of the feeding point corner on the top or bottom corner on the left side of the MFWD 100 depends on the position of the antenna system with respect to a body of the MFWD 100. That is, an upper-left corner of the antenna rectangle is preferred in those cases in which the antenna system is placed substantially near the top part of the body of the MFWD (usually, above and/or behind a display) and a lower-left corner of the antenna rectangle is preferred in those cases in which the antenna system is placed substantially near the bottom part of the body of the MFWD 100 (usually, below and/or behind a keypad). Again, due to ergonomics reasons, a top and a bottom part of a body of a MFWD are defined as seen by a right-handed user holding MFWD typically with the right hand to originate a phone call, while facing a display 501 as seen in Figures 5 (a) and 5 (b).

[0141] A first cell of the grid G_1 is then created by grouping four (4) cells of grid G_2 in such a manner that a corner of the first cell is the feeding point corner, and the first cell is positioned completely inside the antenna rectangle.

[0142] Once the first cell of the grid G_1 is placed, other cells of said grid G_1 can be placed uniquely defining the relative position of the grid G_1 with respect to the antenna rectangle. The antenna rectangle spans 5 by (n+1) cells of the grid G_1, (when G_2 includes 9 columns) requiring the additional row and the additional column of cells of the grid G_2 that meet at the corner of the antenna rectangle that is opposite to the feeding point corner, and that are not included in the antenna rectangle.

[0143] The complexity factor F_{21} is computed by counting the number of cells N_1 of the grid G_1 that are at least partially inside the antenna rectangle and include at least a point of the antenna contour (in the present invention the boundary of the cell is also part of the cell), and the number of cells N_2 of the grid G_2 that are completely inside the antenna rectangle and include at least a point of the antenna contour, and then applying the following formula:

$$F_{21} = -\frac{\log(N_2) - \log(N_1)}{\log(1/2)}$$

[0144] Complexity factor F_{21} is predominantly characterized by capturing the complexity and degree of convolution of features of the antenna contour that appear when the contour is viewed at coarser levels of scale. As it is illustrated in the example of Figures 8A-C, the election of grid G_1 801 and grid G_2 802, and the fact that with grid G_2 802 the antenna rectangle 800 is perfectly tessellated by an odd number of columns and an odd number of rows, results in a value of the factor F_{21} equal to one for an antenna contour shaped as the antenna rectangle 800. On the other hand, an antenna contour whose shape is inspired in a Hilbert curve that fills the antenna rectangle 800 features a value of the factor F_{21} smaller than two. Therefore the factor F_{21} is geared more towards assessing an overall complexity of an antenna contour (i.e., whether the degree of convolution of an antenna contour distinguishes sufficiently from a simple rectangular shape when looked at from a zoomed-out view), rather than estimating if the full complexity of an antenna contour (i.e., the complexity of the antenna contour when looked at from a zoomed-in view) approaches that of a highly-convoluted curve such as the Hilbert curve.

[0145] Moreover, in some embodiments the factor F_{21} is related to the number of paths that a structure of the antenna system provides to electric currents and/or the equivalent magnetic currents to excite radiation modes (i.e., factor F_{21} tends to increase with the number of antenna portions within the structure of the antenna system and/or the number of antenna elements that form the antenna system). In general, the more frequency bands and/or radiation modes that need to be supported by the antenna structure of the MFWD 100, the higher the value of the factor F_{21} that needs to be attained by the antenna contour of the antenna system of the MFWD 100. This is in particular more important as the size of the antenna rectangle decreases.

[0146] A third grid (or grid G_3) is readily obtained by subdividing each cell of grid G_2 into four cells, with each of the cells having a cell width (W_3) equal to one half (1/2) of the width of a cell of the second grid (W_2) (i.e., W_3=1/2 x W_2); and a cell height (H_3) equal to one half (1/2) of the height of a cell of the second grid (H_2) (i.e., H_3=1/2 x H_2).

[0147] Therefore, since each cell of the grid G_2 is replaced with 2-by-2 cells of the grid G_3, then 18 by (4n+2) cells of grid G_3 are thus required to tessellate completely the antenna rectangle.

[0148] The complexity factor F_{32} is computed by counting the number of cells N_2 of grid G_2 that are completely inside the antenna rectangle and include at least a point of the antenna contour, and the number of cells N_3 of the grid G_3 that are completely inside the antenna rectangle and include at least a point of the antenna contour, and applying then the following formula:

$$F_{32} = -\frac{\log(N_3) - \log(N_2)}{\log(1/2)}$$

[0149] Complexity factor F_{32} is predominantly characterized by capturing the complexity and degree of convolution of features of the antenna contour that appear when the contour is viewed at finer levels of scale. As it is illustrated in the example of Figures 8A-C, the election of grid G_2 802 and grid G_3 803 is such that an antenna contour whose shape is inspired in a Hilbert curve that fills the antenna rectangle 800 features a value of the factor F_{32} equal to two. On the other hand, an antenna contour shaped as the antenna rectangle 800 features a value of the factor F_{32} larger than one. Therefore the factor F_{32} is geared more towards evaluating the full complexity of an antenna contour (i.e., whether the degree of convolution of an antenna contour tends to approach that of a highly-convoluted curve such as the Hilbert curve), rather than discerning if said antenna contour is substantially different from a rectangular shape.

[0150] Moreover, the factor F_{32} is in some embodiments related to the degree of miniaturization achieved by the antenna system. In general, the smaller the antenna box of the MFWD 100, the higher the value of the factor F_{32} that needs to be attained by the antenna contour of the antenna system of the MFWD 100.

[0151] The complexity factors F_{21} and F_{32} span a two-dimensional space on which the antenna contour of the antenna system of the MFWD 100 is mapped as a single point with coordinates (F_{21}, F_{32}). Such a mapping can be advantageously used to guide the design of the antenna system by tailoring the degree of convolution of the antenna contour until some preferred values of the

factors F_{21} and F_{32} are attained, so that the resulting antenna system: (a) provides the required number of frequency bands in which the MFWD operates; (b) meets MFWD size and/or integration constraints; and/or (c) enhances the RF performance of the antenna system and/or that of the MFWD in at least one of the frequency bands of operation.

[0152] In a preferred embodiment of the present invention, the MFWD 100 comprises an antenna system whose antenna contour features a complexity factor F_{21} larger than one and a complexity factor F_{32} larger than one. In a preferred embodiment, the MFWD 100 comprises an antenna system whose antenna contour features a complexity factor F_{21} larger than or equal to 1.1 and a complexity factor F_{32} larger than or equal to 1.1.

[0153] In some examples the antenna contour features a complexity factor F_{32} larger than a certain minimum value in order to achieve some degree of miniaturization.

[0154] An antenna contour with a complexity factor F_{32} approximately equal to two, despite achieving substantial size reduction, may not be preferred for the MFWD 100 of the present invention as the antenna system is likely to have reduced capability to operate in multiple frequency bands and/or limited RF performance. Therefore in some examples of embodiments of the present invention the antenna contour features a complexity factor F_{32} smaller than a certain maximum value in order to achieve enhanced RF performance.

[0155] In some cases of embodiments of the present invention the antenna contour features a complexity factor F_{32} larger than said minimum value but smaller than said maximum value.

[0156] Said minimum and maximum values for the complexity factor F_{32} can be selected from the list of values comprising: 1.10, 1.15, 1.20, 1.25, 1.30, 1.35, 1.40, 1.45, 1.50, 1.55, 1.60, 1.65, 1.70, 1.75, 1.80, 1.85, and 1.90.

[0157] Similarly, in some examples an antenna contour advantageously features a complexity factor F_{21} larger than a lower bound and/or smaller than an upper bound. The lower and upper bounds for the complexity factor F_{21} can be selected from the list of comprising: 1.05, 1.10, 1.15, 1.20, 1.25, 1.30, 1.35, 1.40, 1.45, 1.50, 1.55, 1.60, 1.65, 1.70, 1.75, and 1.80.

[0158] The complexity factors F_{21} and F_{32} have turned out to be relevant parameters that allow for an effective antenna design. Evaluation of those parameters gives good hints on possible changes of antennas in order to obtain improved antennas.

[0159] In some cases the parameters F_{21} and F_{32} allow for easy identification of unsuitable antennas. Further those parameters may also be used in numerical optimization algorithms as target values or to define target intervals in order to speed up such algorithms.

[0160] In the following paragraphs some parameter ranges for F_{21} and F_{32} which have turned out to be particularly advantageous or useful are summarized.

[0161] It has been found that for MFWDs it is particularly useful to have a value of F_{21} larger than 1.43, 1.45, 1.47 or even preferably greater than 1.50. Such values in this complexity factor translate into a richer frequency response of the antenna which allows for more possible resonant frequencies and more frequency bands with better bandwidths or a combination of those effects.

[0162] Furthermore, for SMRT or MMT, design demands may be different since those devices are usually larger and a reduction of the antenna size is not of such utmost importance, but energy consumption may be important since those devices have to operate to provide many different functionalities. For those devices a complexity factor F_{21} of only more than 1.39, preferably 1.41 or most preferred more than 1.43 turns out to be advantageous.

[0163] For clamshell, twist or slider devices it has to be taken into account that those phones consist of at least two parts which may be moved relative to each other. As a result only a small amount of space is available for the phones and hence, a value of F_{21} of more than 1.43, 1.45, 1.47, or even more preferably greater than 1.50 is advantageous. The same applies to slim devices. For those devices, where there is the requirement of the antenna to be flat, a value of F_{21} greater than the above-mentioned limits provides sufficient possibilities for fringing electromagnetic fields to escape from the area below a patch such that the patch achieves a higher bandwidth and a higher gain. The antenna in case of clamshell, twist or slider devices does not necessarily have to become a patch or patch-like antenna.

[0164] For some MFWDs it is usually not possible to allocate a certain volume of space which is only available for the antenna. It may, for example, be necessary to fit an antenna around one, two or more openings in which a camera, a speaker, RF connectors, digital connectors, speaker connectors, power connectors, infrared ports and/or mechanical elements such as screws, plastic insets, posts or clips have to be provided. The respective opening(s) can be achieved by a certain value F_{21} which is higher than 1.38, 1.40, or 1.42, or more preferably greater than 1.45 or 1.50.

It turns out that with such values for F_{21} it is possible to provide sufficient opening in order to insert other components.

[0165] For those antennas which in their physical properties come quite close to patch antennas namely those with an overlap between the antenna and the ground-plane (patch-like antennas), a value of F_{21} being higher than 1.45, 1.47, 1.50, or 1.60 turns out to be a good measure for an antenna to provide an expected improved bandwidth or gain with respect to a patch antenna without any complexity in at least one of the frequency bands. This region for F_{21} further turns out to be useful for an MFWD with two or more RF transceivers. With a lower value it will be difficult to sufficiently isolate the two RF transceivers against each other. By the complexity factor F_{21} being more than 1.45, 1.47 or 1.50 the two RF transceivers can be electrically separated sufficiently, e.g. by connecting them to two antenna portions which are not in direct electrical contact.

[0166] The last mentioned range is also equally suitable for a MFWD with two, three or more antenna elements. Those elements may be convoluted into each other in order to occupy less space which translates into a high value of F_{21}.

[0167] A MFWD with an antenna with a complexity factor of F_{32} being larger than 1.55, 1.57 or 1.60 is advantageous. Such a high value of F_{32} provides an additional factor for tuning the frequency of high frequency bands without changing the gross geometry for low frequency bands. For this range of F_{32} it turns out that the parameter F_{21} being lower than 1.41, 1.39, 1.37, or 1.35 is advantageous since for a high value of F_{32} which provides some miniaturization, F_{21} may be low in particular to avoid an antenna with too many separate portions or antenna arms since such independent portions are difficult to physically secure with a device in order to achieve proper mechanical robustness.

[0168] For a SMRT or MMT device a value of F_{32} being larger than 1.50, 1.52, 1.55 or 1.60 is desirable. The phones which usually operate in high frequency bands such as UMTS and/or a wireless connectivity at a frequency of around 2.4 GHz a higher value of F_{32} can be used to appropriately adapt the antenna to a desired resonance frequency and/or bandwidth in those bands.

[0169] For slim devices (thickness less than 14 mm, 13 mm, 12 mm, 11 mm, 10 mm, 9 mm or 8 mm) it turns out that a parameter of F_{32} being larger than 1.60, 1.62 or 1.65 may be desired in order to achieve an edge rich structure that reduces the problems of certain antenna structures, such as flat patch antennas. A high value of F_{32} may lead to an increased bandwidth which is useful in certain cases such as coverage of the UMTS band. For the same reasons, in some embodiments of MFWD and particularly in slim devices, it is preferred that the intersection of the projection of the antenna rectangle 110 onto the ground plane rectangle 202 is less than 90% of the area of said antenna rectangle. In particular, such a intersection should be in some cases below 80%, 70%, 50%, 30%, 20% or 10% of said area. Such values for the intersection may be given also for devices which are not considered slim.

[0170] For clamshell, twist or slider devices, even higher values of F_{32} such as higher than 1.63, 1.65, 1.68 or 1.70 may be necessary since in those MFWDs the antennas have to be even more flat.

[0171] MFWDs which have a camera or any other item such as a connector integrated in the antenna box it is desirable to have a value of F_{32} being larger than 1.56, 1.58, 1.60 or 1.63. For those devices it turns out that the mechanical fixing of the antenna may be difficult due to other items which are within the antenna box. With a high value of F_{32} being more than 1.55, or the other values mentioned above, the antenna usually has an edge or recess rich structure that facilitates fixing of the antenna at its border. Therefore, usually there is no problem in mechanically securing an antenna with a high value of F_{32} within a wireless device.

[0172] For antennas which are overlapping with the ground plane of a PCB of the MFWD with at least 50% or 100%, it is possible to achieve appropriate antenna performance even if the value of F_{21} is smaller than e.g. 1.42, 1.40 or 1.38 in cases that the complexity factor F_{32} is more than 1.55. Such edges, curves or steps in the border which lead to a high value of F_{32}, increase efficiency and gain since they lead to strong reorientations of current. This may compensate for lower values of F_{21}, in particular for antennas of patch-like geometry (i.e. those where the antenna overlaps 100% with the ground plane of a PCB of the MFWD).

[0173] Equally for MFWDs with two or more RF transceivers, efficient antennas are possible for values of F_{21} being lower than 1.40, 1.38 or 1.35 in cases that the complexity factor F_{32} is

larger than 1.50, 1.52, 1.53, 1.57 or 1.60. Appropriate separation of the two RF transceivers is difficult with a low value of F_{21}. It may still be possible, however, with a high complexity value of F_{32}, which enables some kind of compensation for a low value of F_{21}.

[0174] In some embodiments, when a high level of complexity is sought it might be necessary to design an antenna system whose structure comprises 2, 3 or more antenna elements. Such complexity may be achieved at a coarser and/or finer level of detail. When a high level of complexity is sought in a coarser level of detail, a high value of F_{21} might be required, namely more than 1.43, 1.45, 1.47, or 1.50. When a high level of complexity is sought in a finer level of detail, a high value of F_{32} might be required, namely more than 1.61, 1.63, 1.65 or 1.70.

[0175] Furthermore, it turns out that for some MFWDs with three or more antenna elements, a value of F_{21} lower than 1.36, 1.34, 1.32, 1.30, or even less than 1.25 is advantageous. In these cases the use of an additional antenna element pursues the enhancement of the radio electric performance of the antenna system in at least one of the frequency bands rather than introducing an additional frequency band disjoined from those already supported by the antenna system. For the above mentioned reason it may be advantageous to keep the value of F_{21} below a certain maximum. That can be achieved by reducing the separation of the third or additional antenna elements with respect to the antenna elements already present in the structure of the antenna system, so that the gaps between those antenna elements are not fully observed at a coarser level of detail. Therefore, for MFWDs with three or more antenna elements, lower values of F_{21} may be preferred in certain cases. Additionally, the separation of the antenna system into three or more antenna elements allows for easier adaptation of each antenna element to space requirements within the MFWD such that miniaturization is not such an issue. Therefore, it is possible to have antennas with larger dimensions which then provide for improved radiation efficiency, higher gain and also simply easier design and hence, less costly antennas.

[0176] With MFWDs, in general, it turns out to be particularly useful to have a value of F_{21} greater than 1.42, 1.44, 1.46, 1.48 or 1.50 while at the same time having a value of F_{32} being lower than 1.44, 1.42, 1.40 or 1.38. This is because for the portion of the antenna that resonates at low frequencies (which means long wavelengths, and hence, a long antenna portion), higher miniaturization is required. This miniaturization of large-scale portions translates into a high

value of F_{21} and vice versa. For higher frequencies which have smaller wavelengths, there is not such a strong requirement for miniaturization but, rather an enhanced bandwidth is desired. Therefore lower values of F_{32} may be preferred. Low values of F_{32} further allow for maximum efficiency since those antennas do not need to be extremely miniaturized.

[0177] It is particularly useful to use a parameter range of F_{21} being more than 1.32, 1.34 or 1.36 and less than 1.54, 1.52 or 1.50 while at the same time F_{32} is less than 1.44, 1.42 or 1.40 and more than 1.22, 1.24 or 1.26. In this parameter range the values of F_{21} and F_{32} assume intermediate values which give the possibility of having different design parameters such as smallness, multi-band and broadband operation, as well as an appropriate antenna gain and efficiency to be taken into account equally. This parameter range is particularly useful for MFWDs where there is no single or no two design parameters which are of outstanding importance.

[0178] Another useful parameter range is given by F_{21} being less than 1.32, 1.30 or 1.28 with a value of F_{32} being less than 1.54, 1.52 or 1.50 and at the same time being greater than 1.34, 1.36 or 1.38. This parameter range is useful for MFWDs where the robustness of the device is of outstanding importance since a low value of F_{21} leads to devices with a particularly simple geometry without having many highly diffracted portions which are difficult to mechanically secure individually within a device. In order to achieve some miniaturization, however, a value of F_{32} in the indicated range is preferred when taking into account the trade off between the disadvantages of too high values of F_{32} (in terms of too strong miniaturization which leads to a poor bandwidth) while on the other hand wanting to have at least some kind of miniaturization corresponding to F_{32} being above a lower limit.

[0179] For some MFWDs it may be desirable to have the value of F_{32} being less than 1.52, 1.50, 1.48, or 1.45. It was found that antenna elements with highly complex borders are often quite difficult to manufacture and assemble. For instance stamping tools require more resolution and wear out more easily in case of complex borders (which means high value of F_{32}) which translates into higher manufacturing costs (tooling manufacturing costs, tool maintenance cost, larger number of hits per piece of the stamping tool) and delivery lead times, particularly for large volume production.

[0180] This turns out to be important for large volume devices such as slim phones where mass production is common. High volume puts extreme pressure on manufacturing costs, time to market and production volumes.

[0181] Additionally, shapes with high factors of F_{32} are very complicated to model with appropriate CAD tools as the very complicated shapes turn out to consume a lot of computing time. This increases development costs which in turn increases total costs of such an antenna design.

[0182] Equally, for clamshell, twist or slider phones (which may have a major portion of the market share where mass manufacturing is carried out), it may be desirable to have a value of F_{32} being less than 1.30, 1.28 or 1.26.

[0183] For relatively low cost and robust antenna design, it is preferable to have the value of F_{21} being more than 1.15 or 1.17 and at the same time being less than 1.40, 1.38 or 1.36 while the value of F_{32} is less than 1.30, 1.28 and more than 1.15 or 1.17.

[0184] Additionally, it is advantageous to have a SMRT or a MMT device which is of the type twist, or clamshell.

[0185] For a MFWD which is slim (which here means it has a thickness of less than on the order of 14 mm) and is of the type clamshell, twist or slider the flatness requirement is very demanding because each of the parts forming the clamshell, twist or slider may only have a maximum thickness of 5, 6, 7, 8 or 9 mm. With the technology disclosed herein, it is possible to design flat antennas even for such MFWDs.

[0186] A MFWD incorporating 3.5G or 4G features (i.e. comprising 3G and other advanced services such as for instance HSDPA, WiBro, WiFi, WiMAX, UWB or other high-speed wireless standards, hereinafter 4G services) might require operation in additional frequency bands corresponding to said 4G standards (for instance, bands within the frequency region 2-11 GHz and some of its sub-regions such as for instance 2-11 GHz, 3-10 GHz, 2.4-2.5 GHz and 5-6 GHz or some other bands). In some cases, to achieve a maximum volume compactness it would be advantageous that the same antenna system is capable of supporting the radiation modes corresponding to the additional frequency bands. Nevertheless, this approach can be inconvenient as it will increase complexity to the RF circuitry of the MFWD 100, for example by

filters to separate the frequency bands of the 4G services from the frequency bands of the rest of services. Therefore it may be advantageous to have a dedicated antenna for 4G services although inside the antenna box.

[0187] In other cases, achieving good isolation between the frequency bands of the 4G services and the frequency bands of the rest of services (3G and below) is preferred to compactness. In those cases the 4G antenna (i.e. the one or more additional antenna covering one or more of the 4G services) will preferably be separated as much as possible from the antenna box. Generally the longer side of the antenna rectangle is placed alongside a short edge of the ground plane rectangle. In some cases it would be advantageous to place the 4G antenna substantially close to the edge that is opposite to the shorter edge. In other cases it would be advantageous to place the 4G antenna substantially close to an edge that is adjacent to the shorter edge. Therefore since the MFWDs physical dimensions are usually predefined, the separation between antennas can be further increased by reducing the shorter side of the antenna rectangle and thus increasing its aspect ratio. As a consequence, for those devices, it may be desirable to have a value of F_{32} higher than 1.35, 1.50, 1.60, 1.65 or 1.75. When the complexity factor F_{21} is in the lower half of the typical range, for example when F_{21} is smaller than 1.40, it may be advantageous to have a value of F_{32} higher than 1.35. On the other hand when the complexity factor F_{21} is in the upper half of its typical range, for example when F_{21} is larger than 1.45, it may be advantageous to have a value of F_{32} higher than a minimum value that can be selected from the list of values comprising: 1.10, 1.15, 1.20, 1.25, 1.30, 1.35, 1.40, 1.45, 1.50, 1.55, 1.60, 1.65, 1.70, 1.75, 1.80, 1.85, and 1.90.

[0188] Advantageously MFWD including 4G services may have two or more dedicated antennas for the 4G services forming an antenna diversity arrangement. In those cases not only is good isolation between the antenna system and the antennas for the 4G services required but also good isolation between the two or more antennas forming the antenna diversity arrangement.

[0189] One, two or more 4G antennas may be IFA-antennas and they may be located outside of the ground plane rectangle. They may be located next to the ground plane. One, two or more 4G antennas may be slot antennas, preferably within the ground plane.

[0190] Typically the number of contacts in an antenna system is proportional to the number of RF transceivers coupled to the antenna system and to the number of antenna elements comprised in the structure of the antenna system. Each RF transceiver drives an antenna element through typically one contact. Additionally each of the antenna elements may have a second contact for grounding purposes. Parasitic antenna elements typically comprise a contact terminal used for grounding purposes.

[0191] In some examples, the MFWD integrates an antenna system in such a way that the antenna rectangle of the antenna system is at least partially (such as for instance at least a 10%, 20%, 30%, 40%, 50% or even 60%) or completely on the projection of the ground plane rectangle of said MFWD. In some other examples, the antenna rectangle is completely outside of the projection of the ground plane rectangle of said MFWD.

[0192] In other examples in which the antenna rectangle of an antenna system is in the projection of the ground plane rectangle of a MFWD in an area of less than 10%, 20% or 30% of the antenna rectangle, the antenna contour of the antenna system preferably features a complexity factor F_{21} larger than 1.20, 1.30, 1.40 or 1.50. In still other examples in which the antenna rectangle of an antenna system is in the projection of the ground plane rectangle of a MFWD in an area larger than 80%, 90% or 95% of said antenna rectangle, the antenna contour of the antenna system preferably features a complexity factor F_{21} smaller 1.30, 1.35, 1.40 or 1.45.

[0193] Another aspect of the integration of an antenna system within a MFWD is the positioning of the antenna system with respect to the one or more bodies comprised in the MFWD.

[0194] An antenna system can be integrated either in the top part of the body of a MFWD (usually, above and/or behind a display), or in the bottom part of a body of the MFWD (usually, below and/or behind a keypad).

[0195] In some examples, an antenna system integrated within the bottom part of a body of a MFWD features advantageously an antenna contour with a complexity factor F_{21} smaller than 1.45 and a complexity factor F_{32} smaller than 1.50, since generally there is quite a bit more space available in such a part of the device. In some other examples, the antenna contour preferably features a factor F_{21} larger than 1.45 and/or a factor F_{32} larger than 1.75.

[0196] In some examples, an antenna system integrated on the top part of the body of a MFWD advantageously features an antenna contour with a complexity factor F_{21} smaller than 1.30, 1.25, or 1.20. In some other examples, the antenna contour preferably features a factor F_{21} larger than 1.45, 1.50 or 1.55.

[0197] In some cases, a two-body MFWD (such as for instance a clamshell or a flip-phone, a twist device, or a slider device) integrates the antenna system in the vicinity of the hinge that allows rotation of at least one of the two bodies. In such cases, the antenna contour of the antenna system preferably features a complexity factor F_{21} larger than 1.20 and/or a complexity factor F_{32} larger than or equal to 1.55.

[0198] Further of advantage for a general trade off between multiple parameters are values of a complexity factor of F_{21} being more than 1.52 and less than 1.65 and/or a complexity factor F_{32} being more than 1.55 and less than 1.70.

Illustration Examples

[0199] Referring now to Figure 1B, there is shown a perspective view of a MFWD 100 comprising, in this particular example, only one body. A volume of space 101 within the MFWD 100 is made available for the integration of an antenna system. The MFWD 100 also comprises a multilayer PCB that includes feeding means and/or grounding means. A layer 102 of the PCB serves as a ground plane of the antenna system.

[0200] An antenna box 103 is obtained as a minimum-sized parallelepiped that completely encloses the volume 101. In this example, the antenna box 103 has rectangular faces 104–109. According to the present invention as described above, the structure of the antenna system comes into contact with each of the six (6) faces of the antenna box 104–109 in at least one point of each face. Moreover, the antenna system of MFWD 100 has no portion that extends outside the antenna box 103.

[0201] An antenna rectangle 110 is obtained as the orthogonal projection of the antenna box 103 along the normal to the face with largest area, which in this case is the direction normal to faces 104 and 105.

[0202] Referring now to Figure 2A, there is shown a top plan view of the MFWD 100. For the sake of clarity, the volume of space 101 has been omitted in figure 2A. A ground plane rectangle 200 is adjusted around the layer 102 that serves as a ground plane to the antenna system of the MFWD 100. The ground plane rectangle 200 is the minimum-sized rectangle in which each of its edges is tangent to at least one point of the perimeter of layer 102.

[0203] Figure 2B depicts the relative position of the ground plane rectangle 200 and the antenna rectangle 110 for the MFWD 100 of Figure 1A. The antenna rectangle 110 has a long side 203 and a short side 204. The ground plane rectangle 110 has a long edge 202 and a short edge 201.

[0204] In this particular example, the antenna rectangle 110 and the ground plane rectangle 200 lie substantially on a same plane (i.e., the antenna rectangle 110 and the ground plane rectangle 200 are substantially coplanar). Furthermore, a long side 203 of the antenna rectangle 110 is substantially parallel to a short edge 201 of the ground plane rectangle 200, while in some other embodiments it will be substantially parallel to a long edge 202 of the ground plane rectangle 200.

[0205] In this example, the antenna rectangle 110 is partially overlapping the ground plane rectangle 200. Although in other cases, they can be completely overlapping or completely non-overlapping. Moreover, in this example the placement of the antenna rectangle 110 is not symmetrical with respect to an axis of symmetry that is parallel to the long edge 202 of the ground plane rectangle 200 and that passes by the middle point of the short edge 201 of said ground plane rectangle 200. In other words, the antenna rectangle 110 is shifted slightly to the left as seen in this view.

[0206] Figure 3 shows an example of a structure of an antenna system contained within an antenna box 301. In this particular example, the structure comprises only one antenna element 300. The antenna element 300 has been shaped to be able to support different radiation modes, in order that the resulting antenna system can operate in multiple frequency bands. In particular, two apertures 302 and 303 with closed perimeters have been created in the antenna element 300. Additionally, the antenna element 300 also features an opening 304 that increases the number of segments that form the perimeter of the antenna element 300. The antenna element 300 also

includes two parts 305 and 306 that are bent 90° with respect to the rest of the antenna element 300, but are fully contained in the antenna box 301.

[0207] The bottom part of Figure 3 shows an antenna rectangle 351 associated with the antenna box 301. The antenna rectangle 351 contains the antenna contour 350 associated with the antenna element 300.

[0208] The antenna contour 350 comprises three disjointed subsets of segments: (a) a first subset is formed by the segments of the perimeter 357 (which includes both external segments of the antenna element 300 and those segments added to said antenna element by the opening 304) and the group of segments 356 corresponding to the orthogonal projection of part 306 of the antenna element 300; (b) a second subset is formed by the segments 352 associated to the perimeter of aperture 302; and (c) a third subset is formed by the segments 353 associated to the perimeter of aperture 303.

[0209] Note that in this example, part 305 of the antenna element 300 has an orthogonal projection that completely matches a segment of the perimeter 357, and therefore does not increase the number of segments of the antenna contour 350.

[0210] Referring now to Figure 4 there is shown how the structure of an antenna system such as the one presented in Figure 3 can be obtained by appropriately shaping a rectangular conducting plate 400. The structure in Figure 4 can be seen to have been formed in three steps (top to down) in a manufacturing process of antenna system by means of, for instance, a stamping process.

[0211] The top part of Figure 4 shows the plate 400 occupying (and extending beyond) the antenna rectangle 351 (represented as a dash-dot line). The cut out lines that delimit those parts of the conducting plate 400 that will be removed are depicted as dashed lines. A peripheral part of the plate 400 will be removed, as indicated by the outline 401. Additionally, two closed apertures will be created as defined by outline 402 and outline 403.

[0212] The middle part of Figure 4 shows a planar structure 430 resulting after eliminating the parts of plate 400 that will not be used to create the antenna system. In the planar structure 430, two closed apertures 302 and 303, and an opening 304 can be identified.

[0213] The planar structure 430 has a first part 405, and a second part 406, that extend beyond the antenna rectangle 351. The first and second parts 405 and 406 are bent or folded so that their orthogonal projection does not extend outside the antenna rectangle 351.

[0214] The bottom part of Figure 4 shows the antenna element 300 obtained from the planar structure 430. The antenna element 300 is a three-dimensional structure that fits within the antenna box 301 (also depicted as a dash-dot line). The first part of the planar structure 405 is bent 90 degrees downwards (in the direction indicated by arrow 431) to become part 305 of the antenna element 300. The second part of the planar structure 406 is folded twice to become part 306 of said antenna element 300. The second part 406 is rotated a first time 90 degrees downwards (as indicated by the arrow 432), and then at another point along the second part 406 rotated a second time 90 degrees leftwards (as indicated by the arrow 433).

[0215] Referring now to Figure 5A-B there is shown a MFWD 500 consisting of a single body being typically held by a right-handed user to originate a phone call while facing a display 501 of the MFWD 500. The MFWD 500 comprises an antenna system and a PCB that includes a layer that serves as a ground plane of the antenna system 502 (depicted in dashed line). The antenna system is arranged inside an antenna box, whose antenna rectangle 503, 504 is depicted also in dashed line. The antenna rectangle 503, 504 is in the projection of the ground plane layer 502. In the case of Figure 5A, the antenna rectangle 503 is placed substantially in the top part of the body of the MFWD 500 (i.e., above and/or behind a display 501), while in Figure 5B the antenna rectangle 504 is placed substantially in the bottom part of the body of the MFWD 500 (i.e., below and/or behind a keypad).

[0216] For reasons of ergonomics, it is advantageous in the examples of Figure 5 to select a corner of the antenna rectangle close to the left edge of the MFWD 500. The upper left corner of the antenna rectangle 505 is selected as the feeding point corner in the case of Figure 5A, while the lower left corner of the antenna rectangle 506 is selected as the feeding point corner in the case of Figure 5B. In these two examples the corners designated as feeding point corners 505, 506 are also substantially close to a short edge of a ground plane rectangle (not depicted in Figure 5) that encloses the ground plane layer 502.

[0217] Figure 5C illustrates an alternate embodiment of a MFWD 500 having a clamshell-type configuration. The MFWD 500 includes a lower circuit board 522, an upper circuit board 524, and an antenna system. The antenna system is arranged inside an antenna box, whose antenna rectangle 523 is depicted also in dashed line. The antenna rectangle 523 is secured to a mounting structure 526. Figure 5C further illustrates an upper housing 528, a lower housing 530 that join to enclose the circuit boards 522, 524 and the antenna rectangle 523. The lower circuit board includes a ground plane 532, a feeding point 534, and communications circuitry 536. The antenna rectangle 523 is secured to a mounting structure 526 and coupled to the lower circuit board 522. The lower circuit board 522 is then connected to the upper circuit board 524 with a hinge 538, enabling the lower circuit board 522 and the upper circuit board 524 to be folded together in a manner typical for clamshell-type phones. In some embodiments, the hinge 538 may be adapted to provide rotation of the upper circuit board 524 with respect to the lower circuit board 522 around two or more, preferably non-parallel, axes of rotation, resulting in a MFWD 500 having a twist-type configuration. In order to reduce electromagnetic interference from the circuit boards 522, 524, the antenna rectangle 523 is preferably mounted on the lower circuit board 522 adjacent to the hinge 538.

[0218] Figure 6A-6C represents, respectively examples of a first grid 601, a second grid 602 and a third grid 603 used for the computation of the complexity factors F_{21} and F_{32} of an antenna contour that fits in an antenna rectangle 600. The antenna rectangle 600 has a long side 603 and a short side 604.

[0219] In Figure 6B, the second grid 602 has been adjusted to the size of the antenna rectangle 600. The long side of the antenna rectangle 603 is fitted with nine (9) columns of cells of the second grid 602. As far as the number of rows is concerned, the aspect ratio of the antenna rectangle 600 in this particular example is such that a cell aspect ratio closest to one is obtained when the short side of the antenna rectangle 604 is fitted with five (5) rows of cells of the second grid. Therefore, the antenna rectangle 600 is perfectly tessellated with 9 by 5 cells of the second grid 602.

[0220] Figure 6A shows a possible first grid 601 obtained from grouping 2-by-2 cells of the second grid 602. In this example, the upper left corner of the antenna rectangle 600 is selected as

the feeding point corner 605. A first cell of the first grid 606 is placed such that the cell 606 has a corner designated as the feeding point corner 605 and is completely inside the antenna box 600. In the example of Figure 6A, the antenna rectangle 600 spans five (5) columns and three (3) rows of cells of the first grid 601.

[0221] Since the antenna rectangle 600 is tessellated with an odd number of columns and rows of cells of the second grid. An additional column 608 and an additional row 609 of cells of the second grid 602 are necessary to have enough cells of the first grid 601 to completely cover the antenna rectangle 600. The additional column 608 and additional row 609 meet at the lower right corner of the antenna rectangle 607 (i.e., the corner opposite to the feeding point corner 605).

[0222] Figure 6C shows the third grid 603 obtained from dividing each cell of the second grid 602 into four (4) cells. Each cell of the third grid 603 has a cell width and cell height equal a half of the cell width and cell height of a cell of the second grid 602. Thus, in this example the antenna rectangle 600 is perfectly tessellated with eighteen (18) columns and ten (10) rows of cells of the third grid 603.

[0223] Referring now to Figure 7 there is shown a graphical representation of the two-dimensional space 700 defined by the complexity factors F_{21} and F_{32} for an illustrative antenna (not shown). The antenna contour of the illustrative antenna system of a MFWD is represented as a bullet 701 of coordinates (F_{21}, F_{32}) in the two-dimensional space 700.

[0224] Figures 8A-8C provide examples to illustrate the complexity factors that feature two radically different antennas: (1) A solid planar rectangular antenna that occupies the entire area of an antenna rectangle 800 for a MFWD (not specifically shown); and (2) an antenna whose contour is inspired in a Hilbert curve 810 that fills the available space within the antenna rectangle 800 (the antenna structure shown in the rectangle 800 of each of Figures 8A-8C). These two antenna examples, although not advantageous to provide the multiple frequency band behavior required for the antenna system of a MFWD, help to show the relevance and characteristics of the two complexity factors F_{21} and F_{32}.

[0225] Figures 8A-8C show antenna 810 inside the antenna rectangle 800 under a first grid 801, a second grid 802, and a third grid 803. In this example, the antenna rectangle 800 is

perfectly tessellated with nine (9) columns and five (5) rows of cells of said second grid 802 (Figure 8b). The antenna 810 has a feeding point 811, located substantially close to the lower left corner of the antenna rectangle 805 (being thus the feeding point corner).

[0226] In Figure 8A, there are fifteen (15) cells of the first grid 801 at least partially inside the antenna rectangle 800 and that include at least a point of the antenna contour of antenna 810 (i.e., N_1=15). In Figure 8B, there are forty-five (45) cells of the second grid 802 completely inside the antenna rectangle 800 and that include at least a point of the antenna contour of the antenna 810 (i.e., N_2=45). Finally in Figure 8C, there are one hundred eighty (180) cells of the third grid 803 completely inside the antenna rectangle 800 and that include at least a point of the antenna contour of the antenna 810 (i.e., N_3=180). Therefore, in the present example, an antenna whose contour is inspired in the Hilbert curve 810 shown within the antenna space 800 of Figures 8A-8C features F_{21}=1.58 (i.e., smaller than 2.00) and F_{32}=2.00.

[0227] On the other hand if the process of counting the cells in each of the three grids is repeated for a planar rectangular antenna whose contour fills the entire rectangular space of the antenna rectangle 800 (not actually shown) then N_1=12, N_2=24 and N_3=52, which results in F_{21}=1.00 and F_{32}=1.12 (i.e., larger than 1.00).

[0228] These results illustrate that complexity factor F_{21} is geared more towards discerning if the antenna contour of a particular antenna system distinguishes sufficiently from a simple planar rectangular antenna rather than capturing the complete intricacy of said antenna contour, while complexity factor F_{32} is predominantly directed towards capturing whether the degree of complexity of the antenna contour approaches to that of a highly-convoluted curve such as a Hilbert curve.

[0229] Figures 9A-9C and 10A-10C provide two examples illustrating the complexity factors that characterize a quasi-rectangular antenna 910 having a highly convoluted perimeter and a triple branch antenna 1010, respectively. These two exemplary antennas help to show the relevance of the two complexity factors.

[0230] Figures 9A-9C show, respectively, the antenna 910 inside an antenna rectangle 900 under a first grid 901, a second grid 902, and a third grid 903. In this example, the antenna rectangle 900 is perfectly tessellated with nine (9) columns and five (5) rows of cells of said

second grid 902 (Figure 9b). The antenna 910 has a feeding point 911, located substantially close to the upper left corner of the antenna rectangle 905 (being thus the feeding point corner).

[0231] In Figure 9A, there are twelve (12) cells of the first grid 901 at least partially inside the antenna rectangle 900 and that include at least a point of the antenna contour of antenna 910 (i.e., N_1=12). In Figure 9B, there are twenty-four (24) cells of the second grid 902 completely inside the antenna rectangle 900 and that include at least a point of the antenna contour of the antenna 910 (i.e., N_2=24). Finally in Figure 9C, there are ninety-six (96) cells of the third grid 903 completely inside the antenna rectangle 900 and that include at least a point of the antenna contour of the antenna 910 (i.e., N_3=96). Therefore, in the present example, a quasi-rectangular antenna 910 having a highly convoluted perimeter features F_{21}=1.00 and F_{32}=2.00. This antenna example appears on a coarse scale (as probed e.g. by a long wavelength resonance) quite similar to a simple planar rectangular antenna which is also shown by F_{21} being very low. On the other hand the edge is highly convoluted which will have influence on small wavelength resonances. This feature is characterized by a high value of F_{32}.

[0232] Figures 10A-C show, respectively, antenna 1010 inside the antenna rectangle 1000 under a first grid 1001, a second grid 1002, and a third grid 1003. In this example, the antenna rectangle 1000 is perfectly tessellated with nine (9) columns and five (5) rows of cells of said second grid 1002 (Figure 10b). The antenna 1010 has a feeding point 1011, located substantially close to the bottom left corner of the antenna rectangle 1005 (being thus the feeding point corner).

[0233] As for the antenna 1010 as shown in Figure 10A, there are ten (10) cells of the first grid 1001 at least partially inside the antenna rectangle 1000 and that include at least a point of the antenna contour of antenna 1010 (i.e., N_1=10). In Figure 10B, there are thirty-four (34) cells of the second grid 1002 completely inside the antenna rectangle 1000 and that include at least a point of the antenna contour of the antenna 1010 (i.e., N_2=34). Finally in Figure 10C, there are seventy (70) cells of the third grid 1003 completely inside the antenna rectangle 1000 and that include at least a point of the antenna contour of the antenna 1010 (i.e., N_3=70). Therefore, in the present example, a triple branch antenna, similar to an asymmetric fork, features F_{21}=1.77 and F_{32}=1.04. In this fork example the antenna is not miniaturized since the three branches are

essentially straight. This configuration corresponds to a low value of F_{32}. The fork, however is substantially different from a rectangle in that the three branches can be identified clearly and performance of the calculations in accordance with the principles of the invention yields a high value of F_{21}.

[0234] Figure 11 is a graphical presentation that maps the values of the complexity factors F_{21} and F_{32} of the exemplary antennas of figures 6, 8, 9, and 10. In Figure 11 the horizontal axis represents increasing values of F_{21} while the vertical axis represents increasing values of F_{32}. The exemplary simple planar, rectangular antenna discussed above in connection with Figure 6, occupies the entire area of an antenna rectangle 800 and is characterized by a pair of complexity factors F_{21}=1.00 and F_{32}=1.12 that are mapped as bullet 1102 in Figure 11. The complexity factors for the antenna whose contour is discussed above in connection with Figure 8, and that is inspired in a Hilbert curve 810 are F_{21}=1.58 and F_{32}=2.00 and is mapped onto Figure 11 as bullet 1101. The quasi-rectangular antenna, discussed above in connection with Figure 9, and having a highly convoluted perimeter of 910 is characterized by complexity factors F_{21}=1.00 and F_{32}=2.00 and is mapped onto Figure 11 as bullet 1103. Bullet 1104 represents the pair of complexity factors F_{21}=1.77 and F_{32}=1.04 for the exemplary triple branch antenna 1010 discussed above in connection with Figure 10. These antenna examples help to show the value and antenna characteristics represented by the two complexity factors. F_{21} and F_{32} Further, Figure 11 and the bullets 1001-1004 illustrate how a two dimensional graphical space 700 might be used for antenna system design.

[0235] Referring to Figure 11 and the bullet 1102 in connection with the configuration and performance characteristics of the sample planar rectangular antenna of Figure 6 it can be seen that such an antenna has a relatively low level of complexity on both a gross as well as a finer level of detail. Thus, while the antenna is relatively large and resonant at a relatively low frequency, it is less likely to provide multiple frequencies of resonance for multiband performance. As one moves up along the vertical axis toward bullet 1103 in connection with the configuration and performance characteristics of the generally rectangular antenna with a convoluted space-filling perimeter of Figure 9, it can be seen that while the complexity of the antenna remains low at a gross level of detail, the complexity increases at a finer level of detail.

This, in turn, enhances the miniaturization of the antenna to some degree and causes the antenna to resonate at lower harmonic frequencies and behave as a larger antenna than it actually is even though this may not be enough of a change to render the antenna suitable for successful use.

[0236] If one now moves from the origin of the graph of Figure 11 along the horizontal axis toward bullet 1104 in connection with the configuration and performance characteristics of the forked antenna of Figure 10 we see that the antenna has a relatively high level of complexity on a gross level of detail but a low level of complexity at a finer level of detail. These characteristics tend to enrich the frequency of resonance and, thus, its, multiband capabilities as well as, in some respects, its miniaturization. Finally, in moving toward bullet 1101 of Figure 11 in connection with the configuration and performance characteristics of the antenna discussed above in connection with Figure 8, we see that the antenna is highly complex on both gross and fine levels of detail. This produces an antenna with a high degree of miniaturization which tends to penalize the bandwidth of the antenna and render it less than ideal for antenna performance.

[0237] An antenna designer can see that the complexity factors F_{21} and F_{32}, as represented and characterized by the antennas on Figure 6, 8, 9 and 10 and the illustrated graph of Figure 11 are very useful tools for modern antenna design for MFWD and similar devices. Use of these tools in accordance with the invention yields antenna designs, as well as MFWD devices having antennas, with enhanced performance characteristics.

[0238] Figure 12A shows a top-plan view of one illustrated embodiment of the structure 1200 of an antenna system for a MFWD according to the present invention. The antenna rectangle 1210 is depicted as a dashed line. The structure 1200 has been shaped to attain the desired multiple frequency band operation as well as desired RF performance. In particular, peripheral parts of a substantially flat conducting plate have been removed, and slots 1230–1233 have been created within the structure 1200. Slot 1232 divides the structure 1200 into two antenna elements 1201 and 1202. Antenna element 1201 and antenna element 1202 are not in direct contact, although the two antenna elements 1201 and 1202 are in contact through the ground plane of the MFWD.

[0239] The resulting structure 1200 supports different radiation modes so as to operate in accordance with two mobile communication standards: GSM and UMTS. More specifically it

operates in accordance with the GSM standard in the 900MHz band (completely within the 810MHz – 960MHz region of the spectrum), in the 1800MHz band (completely within the 1710MHz – 1990MHz region of the spectrum), and in the 1900MHz band (also completely within the 1710MHz – 1990MHz region of the spectrum). The UMTS standard makes use of a band completely within the 1900MHz – 2170MHz region of the radio spectrum. Therefore, the antenna system operates in four (4) separate frequency bands within three (3) separate regions of the electromagnetic spectrum.

[0240] In the example of Figure 12A, the MFWD comprises four (4) contact terminals to couple the structure of said antenna system 1200 with feeding means and grounding means included on a PCB of said MFWD. In Figure 12A, the antenna element 1201 includes a feeding point 1204 and a grounding point 1203, while the antenna element 1202 includes another feeding point 1205 and a grounding point 1206.

[0241] The feeding point 1204 is responsible for the operation of the antenna system in its lowest frequency band (i.e., in accordance with the 900MHz band of the GSM standard). Therefore, the lower left corner of the antenna rectangle 1211 is chosen to be the feeding point corner.

[0242] Figure 12B shows the position of the antenna rectangle relative to the PCB that includes the layer 1220 that serves as a ground plane of the antenna system. The layer 1220 is confined in a minimum-sized rectangle 1221 (depicted in dash-dot line), defining the ground plane rectangle for the MFWD. In this example, the antenna rectangle 1210 is placed substantially in the bottom part of the PCB of said MFWD. Moreover, the antenna rectangle 1210 is substantially parallel to the ground plane rectangle 1221. The antenna rectangle 1210 in this example is completely located in the projection of the ground plane rectangle 1221; however, the antenna rectangle 1210 is not completely on the projection of the ground plane layer 1220 that serves as a ground plane.

[0243] A long side of the antenna rectangle 1210 is substantially parallel to a short edge of the ground plane rectangle. The feeding corner 1211 is near a corner of the ground plane rectangle, providing advantageously a longer path to the electric and/or equivalent magnetic currents

flowing on the ground plane layer 1220 to potentially enhance the RF performance of the antenna system or the RF performance of the MFWD in at least a lowest frequency band.

[0244] The antenna contour of the structure of antenna system 1200 of the example in Figure 12A is formed by the combination of two disjoint subsets of segments. A first subset is given by the perimeter of the antenna element 1201 and comprises forty-eight (48) segments. A second subset is given by the perimeter of the antenna element 1202 and comprises twenty-six (26) segments. Additionally, all these segments are shorter than at least one tenth of a free-space wavelength corresponding to the lowest frequency band of operation of said antenna system.

[0245] Moreover, the length of the antenna contour of the structure 1200 is more than six (6) times larger than the length of a diagonal of the antenna rectangle 1210 in which said antenna contour is confined.

[0246] In Figures 13A-13B, the antenna contour of the structure of the antenna system 1200 is placed under a first grid 1301, a second grid 1302, and a third grid 1303 for the computation of the complexity factors of said structure 1200.

[0247] The antenna rectangle 1210 has been fitted with nine (9) columns and five (5) rows of cells of said second grid 1302 (in Figure 13B), as the aspect ratio of the antenna rectangle 1210 is such that fitting five (5) rows of cells in the short side of the antenna rectangle 1210 produces a cell of the second grid 1302 with an aspect ratio closest to one.

[0248] In Figure 13A, there are thirteen (13) cells of the first grid 1301 that, while being at least partially inside the antenna rectangle 1210 and including at least a point of the antenna contour of the structure 1200 (i.e., $N_1=13$).

[0249] In Figure 13B, there are thirty-eight (38) cells of the second grid 1302 completely inside the antenna rectangle 1210 and that include at least a point of the antenna contour of the structure 1200 (i.e., $N_2=38$).

[0250] Finally in Figure 13C, there are one hundred and fourteen (114) cells of the third grid 1303 completely inside the antenna rectangle 1210 and that include at least a point of the antenna contour of the structure 1200 (i.e., $N_3=114$).

[0251] The complexity factor F_{21} for the antenna shown in Figures 12A, 13A and 13B is computed as

$$F_{21} = -\frac{\log(38) - \log(13)}{\log(1/2)} = 1.55$$

while the complexity factor F_{32} is obtained as

$$F_{32} = -\frac{\log(114) - \log(38)}{\log(1/2)} = 1.58$$

[0252] Therefore, the exemplary structure of antenna system for a MFWD 1200 shown in 12A, 13A and 13B is characterized advantageously by complexity factors F_{21}=1.55 and F_{32}=1.58.

[0253] Figures 14A-14C show, respectively, another exemplary antenna 1410 inside the antenna rectangle 1400 under a first grid 1401, a second grid 1402, and a third grid 1403 for the computation of the complexity factors of the antenna 1410. In this example, the antenna rectangle 1400 may be tessellated with nine (9) columns and five (5) rows of cells of the second grid 1402 (Figure 14B) as well as with nine (9) columns and seven (7) rows of cells of said second grid (not depicted) since in both cases the aspect ratio is at its closest to one. A second grid 1402 with nine (9) columns and five (5) rows of cells has been selected since the aspect ratio for grid 1402 is bigger than 1. The antenna 1410 has a feeding point 1411, located substantially close to the bottom left corner of the antenna rectangle 1405 (being thus the feeding point corner).

[0254] In Figure 14A, there are fifteen (15) cells of the first grid 1401 that, while being at least partially inside the antenna rectangle 1400 and that include at least a point of the antenna contour 1410 (i.e., N_1=15). It should be noted that the cells have been shaded forming the group of cells 1412 to add clarity to the discussion contained herein.

[0255] In Figure 14B, there are forty-two (42) cells of the second grid 1402 completely inside the antenna rectangle 1400 and that include at least a point of the antenna contour 1410 (i.e., N_2=42). These cells are shaded forming the group of cells 1413 for clarity as set forth above.

[0256] Finally in Figure 14C, there are one hundred and forty-two (142) cells of the third grid 1403 completely inside the antenna rectangle 1400 and that include at least a point of the antenna contour of the structure 1410 (i.e., N_3=142). These cells are shaded forming the group of cells 1414 for clarity as set forth above.

[0257] The complexity factor F_{21} is for the antenna shown in Figures 14A-14C computed as

$$F_{21} = -\frac{\log(42) - \log(15)}{\log(1/2)} = 1.49$$

while the complexity factor F_{32} is obtained as

$$F_{32} = -\frac{\log(142) - \log(42)}{\log(1/2)} = 1.76$$

[0258] Therefore, the example antenna 1410 for a MFWD features advantageously complexity factors F_{21}=1.49 and F_{32}=1.76.

[0259] The antenna complexity contour of the antenna structure 1200, Figures 12A, 13A and 13B is mapped in the graphical representation of Figure 15 as a bullet 1501 with coordinates (F_{21}=1.55 or F_{32}=1.58). The antenna 1410 of Figures 14A-14C is mapped on the graph of Figure 15 as a bullet 1502 with coordinates (F_{21}=1.49 or F_{32}=1.76). Those two examples show cases where intermediate values of F_{21} and F_{32} are used. For intermediate values the value of F_{21} of the structure 1200 is relatively high and in case of the structure 1400 the value of F_{32} is relatively high.

[0260] Referring now to Figures 16 – 19, there is shown one example of optimizing the geometry of an antenna system to obtain a superior performance for MFWDs. In that sense, complexity factors F_{21} and F_{32}, as described above, are useful in guiding the optimization process of the structure of an antenna system to reach a target region of the (F_{21}, F_{32}) plane, as it is depicted in the flowchart 1600 in Figure 16.

[0261] In one embodiment, the process to design an antenna system starts with a set of specifications 1601. A set of specifications includes a list of heterogeneous requirements that relate to mechanical and/or functional aspects of said antenna system. A typical set of specifications may comprise:

- Dimensional information of the MFWD, and more particularly of the space available within the MFWD for the integration of an antenna system (data necessary to define the antenna box and the antenna rectangle) and of the ground-plane of the MFWD (data necessary to define the ground plane rectangle).

- Communication standards operated by the MFWD, and some requirements on RF performance of the antenna system (such as for example, and without limitation, input impedance level, impedance bandwidth, gain, efficiency, and/or radiation pattern) and/or RF performance of the MFWD (such as for example, and without limitation, radiated power, received power and/or sensitivity).

- Information on the functionality envisioned for a given MFWD (i.e., MMT, SMRT, or both), number of bodies the MFWD comprises (for instance whether the MFWD features a bar, clamshell, flip, slider or twist structure), and presence of other electronic modules and/or subsystems in the vicinity of the antenna box, or even (at least partially) within the antenna box.

[0262] As described above, an aspect of the present invention is the relation between functional properties of an antenna system of a MFWD and the geometry of the structure of the antenna system. According to the present invention, a set of specifications for an antenna system can be translated into a certain level of geometrical complexity of the antenna contour associated to the structure of said antenna system, which is advantageously parameterized by means of factors F_{21} and F_{32} described above.

[0263] Therefore, once a set of specifications has been compiled, one embodiment of the design method of the present invention translates the set of specifications into a target region of the (F_{21}, F_{32}) plane 1602. In some examples, the target region is defined by a minimum and/or a maximum value of factor F_{21} (denoted by F_{21}^{min} and F_{21}^{max} in Figure 16), and/or a minimum and/or a maximum value of factor F_{32} (denoted by F_{21}^{min} F_{21}^{max} in Figure 16).

[0264] It will then be advantageous in order to benefit from a superior RF performance of the antenna system and/or a superior RF performance of the MFWD to shape the structure of the antenna system so that its antenna contour features complexity factors within the target region of the (F_{21}, F_{32}) plane.

[0265] Starting from an initial structure of an antenna system 1603, whose antenna contour features complexity factors $F21^0$ and $F32^0$), most likely outside the target region of the (F_{21}, F_{32}) plane, an antenna system designer may need to gradually modify the structure of antenna system 1605 (such as, for instance, creating slots, apertures and/or openings within said structure; or

bending and/or folding said structure) to adjust the complexity factors of its antenna contour. This process can be performed in an iterative way, verifying after each step whether factors $F21^1$ and $F31^2$ are within the target region of the (F_{21}, F_{32}) plane 1604. Depending on the current values of the complexity factors after step "i" of this iterative process, an antenna system designer can apply changes to the structure of the antenna system at step "i+1" to correct the value of one, or both, complexity factors in a particular direction of the (F_{21}, F_{32}) plane.

[0266] The design process ends 1606 when a structure of the antenna system has an antenna contour featuring complexity factors within the target region of the (F_{21}, F_{32}) plane (denoted by F_{21}* and F_{32}* in Figure 16).

[0267] In further illustration of the above, an example of designing an antenna system of a MFWD can be illustrated by reference to one process to obtain the antenna system of Figure 12a.

[0268] In this particular example, the MFWD is intended to provide advanced functionality typical of a MMT device and/or a SMRT device. The MFWD must operate two mobile communication standards: GSM and UMTS. More specifically it operates the GSM standard in the 900MHz band (completely within the 810MHz – 960MHz region of the spectrum), in the 1800MHz band (completely within the 1710MHz 1990MHz region of the spectrum), and in the 1900MHz band (also completely within the 1710MHz – 1990MHz region of the spectrum). The UMTS standard makes use of a band completely within the 1900MHz – 2170MHz region of the spectrum. The MFWD comprises one RF transceiver to operate each mobile communication standard (i.e., two RF transceivers).

[0269] The MFWD has a bar-type form factor, comprising a single PCB. The PCB includes a ground plane layer 1220, whose shape is depicted in Figure 12B. The antenna system is to be integrated in the bottom part of the PCB, such integration being complicated by the presence of a bus connector and a microphone module.

[0270] In this example the ground plane rectangle 1221 is approximately 100mm x 43mm. The antenna rectangle 1210 has a long side approximately equal to the short side of the ground plane rectangle 1221, and a short side approximately equal to one fourth of the long side of the ground plane rectangle 1221. Also in this example, the space provided within the MFWD for the

integration of said antenna system allows placing parts of the structure of the antenna system at a maximum distance of approximately 6mm above the ground plane layer 1220.

[0271] Furthermore, there are additional functional requirements in terms of impedance, VSWR and efficiency levels in each frequency band, and requirements on the mechanical structure of the antenna system and materials to be used. These requirements are listed in Table 1 below.

Parameter	Condition	TARGET			Unit
		Minimum	Typical	Maximum	
Impedance			50		Ohm
Frequency Bands	GSM900	800		960	MHz
	GSM1800	1710		1880	
	GSM1900	1850		1990	
	UMTS	1920		2170	
VSWR	GSM900			3.5:1	
	GSM1800			3.0:1	
	GSM1900			3.0:1	
	UMTS			2.5:1	
Efficiency	GSM900	20			%
	GSM1800	30			
	GSM1900	30			
	UMTS	30			
Antenna System Structure	Type	Patch, PIFA, Monopole, IFA…			
				3	
			2		
				3	
Antenna System Materials	Radiator	Bronze, brass, stainless steel, nickel-silver… (Thickness: 0.1, 0.15, 0.2, 0.3, 0.4, or 0.5mm			
	Plating	Nickel, gold… (Thickness: between 0.1 and 10microns)			
	Carrier	ABS, PC-ABS, POM, LCP			
	Assembly	Clips, screws, adhesive, heat-stakes…			

Table 1

[0272] The PCB area required by other electronic modules carried by the MFWD makes it difficult to remove any additional portions of the ground plane layer 1220 underneath the antenna system. Since substantial overlapping of the antenna rectangle 1210 and the ground plane rectangle 1221 occurs, a patch antenna solution is preferred for the MFWD of this example.

[0273] In order to take full advantage of the dimensions of the ground plane layer 1220 to potentially enhance the RF performance of the antenna system or the RF performance of the MFWD in at least a lowest frequency band, a feeding point of the antenna system will be placed substantially close to the bottom left corner of the ground plane layer 1220, so that a longer path is offered to the electric and/or equivalent magnetic currents flowing on said ground plane layer 1220. Therefore, the bottom left corner of the antenna rectangle 1211 is selected to be the feeding corner.

[0274] The antenna rectangle 1210 is then fitted with nine (9) columns and five (5) rows of cells of a second grid 1302 (in Figure 13B), as the aspect ratio of the antenna rectangle 1210 is such that fitting five (5) rows of cells in the short side of the antenna rectangle 1210 produces a cell of the second grid 1302 with an aspect ratio closest to one.

[0275] Once a set of mechanical and/or functional specifications has been compiled, they are translated into a level of geometrical complexity that the antenna contour associated to the structure of an antenna system needs to attain.

[0276] For those antennas in which their physical properties come quite close to patch antennas, a value of F_{21} being higher than 1.45, 1.47, 1.50, or 1.60 turns out to be a good measure for an expected improved bandwidth or gain with respect to a patch antenna without any complexity in at least one of the frequency bands. In the example of Figure 12, a value of F_{21} higher than 1.50 is preferred.

[0277] For a SMRT or MMT device a value of F_{32} being larger than 1.50, 1.52, 1.55 or 1.60 is desirable. The phones which usually operate in high frequency bands such as UMTS and/or a wireless connectivity of around 2.4 GHz a higher value of F_{32} can be used to appropriately adapt the antenna to a desired resonance frequency and/or bandwidth in those bands. In the example of Figure 12, a value of F_{32} higher than 1.55 is preferred.

[0278] Moreover, for MFWDs which have e.g. a camera or any other item such as a connector integrated in the antenna box, it is desirable to have a value of F_{32} being larger than 1.56, 1.58, 1.60 or 1.63. Therefore, since in the example of Figure 12 a connector and a microphone module are to be integrated in the antenna box alongside the antenna system, it is preferred to further increase the value of F_{32} to make it higher than 1.56.

[0279] In conclusion, it will be advantageous to shape the structure of the antenna 35 system in such a way that its antenna contour features complexity factor F_{21} higher than 1.50 and F_{32} higher than 1.56, thus defining a target region 1800 in the upper right part of the (F_{21}, F_{32}) plane in Figure 18.

[0280] Referring now to Figure 17, there is shown the progressive modification of the antenna contour as the structure of the antenna system through the different steps of the optimization process. As indicated by the designer of the MFWD, a feeding point to couple the RF transceiver that operates the GSM communication standard should be preferably located at point 1722, while a feeding point to couple the RF transceiver that operates the UMTS communication standard should be preferably located at point 1724. Furthermore, grounding points should be preferably located at points 1721 and 1723.

[0281] Table 2 lists for each step the number of cells of the first, second and third grids considered for the computation of the complexity factors of the antenna contour, 15 and the values of said complexity factors F_{21}, F_{32}.

Step	Cells Counted in First Grid (N_1)	Cells Counted in Second Grid (N_2)	Cells counted in Third Grid (N_3)	Complexity Factor **F_{21}**	Complexity Factor **F_{32}**
0	12	24	52	1.00	1.12
1	15	31	82	1.05	1.40
2	13	31	82	1.25	1.40
3	13	37	103	1.51	1.48
4	13	38	113	1.55	1.57
5	13	36	103	1.47	1.52
6	13	38	110	1.55	1.53
7	13	38	114	1.55	1.58

Table 2

[0282] As a starting point (step 0), the structure of the antenna system is simply a rectangular plate 1701 occupying the entire antenna rectangle 1210 and placed at the maximum distance allowed above the ground plane layer 1220 (see Figure 17a). In this case the antenna contour is equal to the antenna rectangle 1210, and features complexity factors F_{21}=1.00 and F_{32}=1.12 (represented as point 1801 in Figure 18), obviously outside the target region 1800.

[0283] In the first iteration (step 1), a slot 1702 is practiced in the rectangular plate 1701, dividing said plate 1701 into two separate geometric elements: a larger antenna element 1711 and a smaller antenna element 1712, as shown in Figure 17b. The larger antenna element 1711 will be coupled to the RF transceiver that operates the GSM communication standard, while the smaller antenna element 1712 will be coupled to the RF transceiver that operates the UMTS communication standard.

[0284] The slot 1702 increases the geometrical complexity of the antenna contour, mainly along the F_{32} axis, mapping as point 1802 with coordinates F_{21}=1.05 and F_{32}=1.40 on the (F_{21}, F_{32}) plane.

[0285] In order to offer a longer path to the electrical currents flowing on the antenna element 1711, particularly those currents responsible for a radiation mode associated to the lowest frequency band of said antenna system, the next iteration step (step 2) is initiated. An upper right portion of the antenna element 1711 is removed creating an opening 1703 (Figure 17C). As it can be seen in Table 2, the effect sought when creating opening 1703 in the structure of the antenna system is directed towards enhancing the coarse complexity of the antenna contour (F_{21} increases from 1.05 to 1.25), while leaving its finer complexity unchanged. This modification accounts in Figure 18 for the jump from point 1802 to 1803, still far from the target region 1800. A fringe benefit of creating the opening 1703 in the structure of the antenna system is that additional space within the MFWD, and in particular within the antenna box, is made available for the integration of other functional modules.

[0286] In the next iteration (step 3) a second slot is introduced in the structure of the antenna system (Figure 17D). Slot 1704 is practiced in antenna element 1711 with the main purpose of creating different paths for the currents flowing on said antenna element, so that it can support several radiation modes. The slot 1704 intersects the perimeter of the antenna element 1711 and has two closed ends: a first end 1730 near the left side of the antenna rectangle, and a second end 1731. As a result, the antenna element 1711 comprises a first arm 1732, a second arm 1733, and a third arm 1734.

[0287] From Table 2 it can be seen that the complexity factor F_{21} has been augmented to 1.51 in recognition of the improvement in the multiple frequency band and/or multiple radiation mode

behavior of the structure shown in Figure 17D. The convoluted shape of slot 1704 contributes also to an increase of complexity factor F_{32}, reaching the value of 1.48.

[0288] After step 3, the antenna contour corresponds to point 1804 on the (F_{21}, F_{32}) plane of Figure 18. It can be noticed that while F_{21} is already above the minimum value of 1.50, F_{32} has not reached the minimum value of 1.56 yet.

[0289] In order to increase the value of F_{32} (step 4), three small slots 1705, 1706, 1707, are created in the structure of the antenna system, in particular in the antenna element 1711 (see Figure 17E). Slots 1706 and 1707 are connected to slot 1702, introduced in the structure to separate the larger antenna element 1711 from the 15 smaller antenna element 1712. The slots 1705, 1706, 1707 are effective in providing a more winding path for the electrical currents flowing on the arms of antenna element 1711, hence increasing the degree of miniaturization of the resulting antenna system.

[0290] At this stage the antenna contour features complexity factors F_{21}=1.55 and F_{32}=1.57 and maps into point 1805 on the (F_{21}, F_{32}) plane of Figure 18, clearly within the target region 1800.

[0291] However, the design in Figure 17E is to be modified for mechanical reasons (step 5). A portion in the lower left corner of antenna element 1711 is to be removed (creating the opening 1708) in order for the antenna system to fit in its housing in the body of the MFVVD. Moreover in order to accommodate a connector and a microphone module, portion 1740 on the right side of the antenna element 1712 needs to be shortened and then bent 90 degrees downwards (i.e. towards the ground plane layer 1220) forming a capacitive load. Such a modification results in opening 1709.

[0292] Unfortunately, the changes introduced in step 5 lead to an antenna system whose antenna contour is no longer within the target region of the (F_{21}, F_{32}) plane 1800: F_{21} has dropped to 1.47 (i.e., below 1.50) and F_{32} to 1.52 (i.e., below 1.56), which corresponds to point 1806.

[0293] The detuning of the antenna system in its upper frequency band due mostly to the reduction in size of antenna element 1712 can be readily corrected by creating a slot 1760 in said antenna element 1712 (step 6), to increase the electrical length of said antenna element. With this

modification, the antenna contour of Figure 17G has fully restored the value of F_{21} to 1.55, and partially that of F_{32} (point 1807 in Figure 18).

[0294] A final fine-tuning of the structure of the antenna system is performed at step 7 (Figure 17H) aimed at restoring the level of F_{32} to be within the target region 1800, in which small indentations 1770, 1771, 1772, 1773, 1774 are created in the proximity of the feeding points 1722, 1724 and grounding points 1721, 1723 of the antenna system. The final design of the antenna system has a structure whose antenna contour features F_{21}=1.55 and F_{32}=1.58 (represented as point 1808 in Figure 18), well within the target region of the (F_{21}, F_{32}) plane 1800.

[0295] The typical performance of the antenna system of Figure 12a (or Figure 17h) is presented in Figure 19.

[0296] Referring specifically to Figure 19A, there is shown the VSWR of the antenna system referred to an impedance of 50 Ohms as a function of the frequency. Solid curve 1901 represents the VSWR of antenna element 1711 (i.e., the antenna element coupled to the RF transceiver that operates the GSM communication standard), while dashed curve 1902 represents the VSWR of antenna element 1712 (i.e., the antenna element coupled to the RF transceiver that operates the UMTS communication standard). The shaded regions 1903 and 1904 correspond to the mask of maximum VSWR allowed constructed from the functional specifications provided in Table 1. As it can be observed in Figure 19A, the VSWR curves 1901, 1902 are below the mask 1903, 1904 for all frequencies within the frequency bands of operation of the antenna system.

[0297] Figure 19B shows the efficiency of the antenna system as a function of the frequency. Curve 1951 represents the efficiency of antenna element 1711 in the 900MHz band of the GSM standard; curve 1952 represents the efficiency of antenna element 1711 in the 1800MHz and 1900MHz bands of the GSM standard; and curve 1953 represents the efficiency of antenna, element 1712 in the frequency band of the UMTS standard. The dashed regions 1954 and 1955 correspond to the mask of minimum efficiency required constructed from the functional specifications provided in Table 1. As it can be observed in Figure 19b, the efficiency curves 1951, 1952, 1953 are above the mask 1954, 1955 for all frequencies within the frequency bands of operation of the antenna system.

[0298] Figures 20A-20F illustrate cross-sectional views of exemplary MFWDs comprising three bodies in which at least one body is rotated with respect to another body around two parallel axes.

[0299] Figures 20A-B illustrate a MFWD 2000 comprising a first body 2001, a second body 2002, and a third body 2003. A first connecting means 2004, such as, for example, a hinge, connects the first body 2001 to the third body 2003 and provides rotation of the first body 2001 around a first axis. A second connecting means 2005 connects the second body 2002 to the third body 2003 and provides rotation of the second body 2002 around a second axis. The first and second axes of rotation are parallel to each other and each of the axes is perpendicular to the cross-sectional plane of the figure. In this particular example, the third body 2003 is substantially smaller in size than the first and second bodies 2001, 2002 of the MFWD 2000.

[0300] Figure 20A illustrates the three bodies 2001, 2002, 2003 of the MFWD 2000 in a closed (or folded) state. The dashed lines indicate the position occupied by the centers of the first body 2001 and that of the second body 2002 when they are in the closed state.

[0301] Figure 20B illustrates the MFWD 2000 in a partially extended state. The first body 2001 and the second body 2002 are displaced with respect to a position they occupy in the closed state. The possible directions of rotation of the first body 2001 and the second body 2002 are indicated by the arrows.

[0302] Figures 20C-20D illustrate a MFWD 2030 comprising a first body 2031, a second body 2032, and a third body 2033. The MFWD 2030 further comprises a first connecting means 2034 connecting the first body 2031 to the third body 2033 and provides rotation of the first body 2031 around a first axis. The MFWD 2030 further comprises a second connecting means 2035 connecting the second body 2032 to the third body 2033 and provides rotation of the second body 2032 around a second axis. As shown in Figures 20A-20B, the first and second axes of rotation are parallel to each other.

[0303] In this particular example, the third body 2033 is substantially larger than the first and second bodies 2031, 2032 of the MFWD 2030, allowing the first body 2031 and the second body 2032 to be folded on top of the third body 2033 (and more generally on a same side of the third body 2033) when the MFWD 2030 is in its closed state, as illustrated in Figure 20C. In some

cases, the first body 2031 and the second body 2032 will be substantially equal in size, while in other cases, the first body 2031 and the second body 2032 will have substantially different dimensions.

[0304] Figure 20D illustrates the MFWF 2030 in a partially extended state. In the partially extended state, the first body 2031 is rotated around the first rotation axis provided by the first connecting means 2034, while the second body 2032 is rotated around the second rotation axis provided by the second connecting means 2035.

[0305] A third example of a MFWD is presented in Figure 20E-F, in which the MFWD 2060 comprises a first body 2061, a second body 2062, and a third body 2063. According to this example, the first, second, and third bodies 2061, 2062, 2063 can be selectively folded and unfolded by means of a first connecting means 2064 and a second connecting means 2065.

[0306] Figure 20E illustrates the MFWD 2060 in a closed state. In this example, the first body 2061 is located on top of the third body 2063 while the second body 2062 is located below the third body 2063 (and more generally on an opposite side of the third body 2063).

[0307] The MFWD 2060 can be extended to its maximum size state by rotating the first body 2061 around a first rotation axis provided by the first connecting means 2064 and rotating the second body 2062 around a first rotation axis provided by the second connecting means 2065. Figure 20F represents the MFWD 2060 in a partially extended state. The directions of rotation of the first body 2061 and the second body 2062 are indicated by means of the arrows shown in figure 20F.

[0308] As can be seen from the various examples and explanations above the use of the complexity factor F_{21} and F_{32} in accordance with the principles of the present invention are very useful in the design of MFWD devices and, in particular, multiband antennas for such devices. The choice of certain complexity factor ranges to optimize both the miniaturization of the antenna as well as the multiband and RF performance characteristics, all in accordance with the principles of the invention, should be clear to one of ordinary skill in the art from the above explanations.

[0309] The previous Detailed Description is of embodiment(s) of the invention. The scope of the invention should not necessarily be limited by this Description. The scope of the invention is instead defined by the following claims and the equivalents thereof.

WHAT IS CLAIMED IS:

1. A wireless device comprising:

an antenna system comprising:

a ground plane;

a first antenna within the wireless device and configured to support at least three frequency bands contained within first and second frequency ranges of the electromagnetic spectrum, the second frequency range being higher in frequency than the first frequency range and at least one of the three frequency bands being associated with a 4G communication standard, the first antenna being proximate to a first short side of a ground plane rectangle enclosing the ground plane and defining a first antenna contour comprising an entire perimeter of the first antenna, wherein the first antenna contour has a level of complexity defined by complexity factor F_{21} having a value of at least 1.20 and complexity factor F_{32} having a value less than 1.75; and

a second antenna within the wireless device and configured to support at least one frequency band different from the at least three frequency bands supported by the first antenna, the second antenna being arranged completely within the ground plane rectangle.

2. The wireless device of claim 1, wherein the first antenna contour comprises at least 20 segments.

3. The wireless device of claim 2, wherein the perimeter of the first antenna contour comprises at least 35 segments.

4. The wireless device of claim 1, wherein the antenna system comprises a third antenna configured to receive signals employing a 4G communication standard.

5. The wireless device of claim 4, wherein the third antenna defines an antenna contour comprising an entire perimeter of the third antenna, and wherein the antenna contour of the third antenna has a level of complexity defined by complexity factor F_{21} having a value of at least 1.2 and a complexity factor F_{32} having a value of at least 1.35.

6. A wireless device comprising:

an antenna system comprising:

a ground plane;

a first antenna within the wireless device and configured to support at least two frequency bands contained within first and second frequency ranges of the electromagnetic spectrum, the second frequency range being higher in frequency than the first frequency range, the first antenna being proximate to a first short side of a ground plane rectangle enclosing the ground plane and defining a first antenna contour comprising an entire perimeter of the first antenna, wherein the first antenna contour has a level of complexity defined by complexity factor F_{21} having a value of at least 1.20 and complexity factor F_{32} having a value less than 1.75; and

a second antenna within the wireless device and defining a second antenna contour comprising an entire perimeter of the second antenna, the second antenna being proximate to a second short side of the ground plane rectangle that is opposite to the first short side of the ground plane rectangle, a minimum-sized parallelepiped of rectangular faces that completely encloses a volume of the second antenna defining an antenna box, and an orthogonal projection of the antenna box along a normal to a face with a largest area of the second antenna defining an antenna rectangle, wherein a length of the second antenna contour is greater than four times a diagonal of the antenna rectangle.

7. The wireless device of claim 6, wherein the first antenna contour comprises at least 20 segments.

8. The wireless device of claim 7, wherein the first antenna contour comprises at least 35 segments.

9. The wireless device of claim 6, wherein the second antenna contour has a level of complexity defined by complexity factor F_{21} having a value of at least 1.2 and a complexity factor F_{32} having a value of at least 1.35.

10. The wireless device of claim 6, wherein the antenna system comprises a third antenna configured to provide wireless connectivity in at least two frequency bands.

11. The wireless device of claim 10, wherein the third antenna defines a third antenna contour comprising an entire perimeter of the third antenna, and wherein the third antenna contour has a level of complexity defined by complexity factor F_{21} having a value of at least 1.20 and complexity factor F_{32} having a value of at least 1.35.

12. A wireless device comprising:

an antenna system comprising:

a ground plane;

a first antenna within the wireless device and configured to provide operation in at least four frequency bands, at least one of the at least four frequency bands is contained within a first frequency range and at least one other of the four frequency bands is contained within a second frequency range, the first frequency range being lower in frequency than the second frequency range, the first antenna being proximate to a first short side of a ground plane rectangle enclosing the ground plane, the first antenna defining a first antenna contour comprising an entire perimeter of the first antenna, and wherein the first antenna contour has a level of complexity defined by complexity factor F_{21} having a value of at least 1.20 and complexity factor F_{32} having a value less than 1.75, and wherein the first antenna is configured to transmit and receive signals from a 4G communication standard; and

a second antenna within the wireless device and configured to receive signals from a 4G communication standard, a minimum-sized parallelepiped of rectangular faces that completely encloses a volume of the second antenna defining an antenna box, an orthogonal projection of the antenna box along a normal to a face with a largest area of the second antenna defining an antenna rectangle, an aspect ratio of the antenna rectangle being defined as a ratio between a width and a height of the antenna rectangle, and wherein the aspect ratio has a value of at least 2.

13. The wireless device of claim 12, wherein the first antenna contour comprises at least 20 segments.

14. The wireless device of claim 13, wherein the first antenna contour comprises at least 35 segments.

15. The wireless device of claim 12, wherein the second antenna is proximate to a second short side of the ground plane rectangle that is opposite to the first short side of the ground plane rectangle.

16. The wireless device of claim 12, wherein the second antenna defines a second antenna contour comprising an entire perimeter of the second antenna, and wherein the second antenna contour has a level of complexity defined by complexity factor F_{21} having a value of at least 1.20 and complexity factor F_{32} having a value of at least 1.35.

17. The wireless device of claim 16, wherein the second antenna contour comprises at least 20 segments.

18. The wireless device of claim 12, wherein the antenna system comprises a third antenna configured to provide wireless connectivity in at least two frequency bands.

19. The wireless device of claim 18, wherein the third antenna defines a third antenna contour comprising an entire perimeter of the third antenna, and wherein the third antenna contour has a level of complexity defined by complexity factor F_{21} having a value of at least 1.20 and complexity factor F_{32} having a value of at least 1.35.

20. The wireless device of claim 18, wherein the third antenna is proximate to a third side of the antenna rectangle being orthogonal to the first short side.

ABSTRACT

A multifunction wireless device having at least one of multimedia functionality and smartphone functionality, the multifunction wireless device including an upper body and a lower body, the upper body and the lower body being adapted to move relative to each other in at least one of a clamshell, a slide, and a twist manner. The multifunction wireless device further includes an antenna system disposed within at least one of the upper body and the lower body and having a shape with a level of complexity of an antenna contour defined by complexity factors F_{21} having a value of at least 1.05 and not greater than 1.80 and F32 having a value of at least 1.10 and not greater than 1.90.

PTO/AIA/14 (02-18)
Approved for use through 11/30/2020. OMB 0651-0032
U.S. Patent and Trademark Office; U.S. DEPARTMENT OF COMMERCE
Under the Paperwork Reduction Act of 1995, no persons are required to respond to a collection of information unless it contains a valid OMB control number.

Application Data Sheet 37 CFR 1.76	Attorney Docket Number	0690.0023CN5
	Application Number	
Title of Invention	Multiple-Body-Configuration Multimedia and Smartphone Multifunction Wireless Devices	

The application data sheet is part of the provisional or nonprovisional application for which it is being submitted. The following form contains the bibliographic data arranged in a format specified by the United States Patent and Trademark Office as outlined in 37 CFR 1.76.
This document may be completed electronically and submitted to the Office in electronic format using the Electronic Filing System (EFS) or the document may be printed and included in a paper filed application.

Secrecy Order 37 CFR 5.2:

☐ Portions or all of the application associated with this Application Data Sheet may fall under a Secrecy Order pursuant to 37 CFR 5.2 (Paper filers only. Applications that fall under Secrecy Order may not be filed electronically.)

Inventor Information:

Inventor 1 Remove

Legal Name

Prefix	Given Name	Middle Name	Family Name	Suffix
	Carles		PUENTE BALIARDA	

Residence Information (Select One) US Residency ● Non US Residency Active US Military Service

City	Barcelona	Country of Residence [i]	ES

Mailing Address of Inventor:

Address 1	Av. Alcalde Barnils, 64-68, Modul C, 3ª pl
Address 2	Sant Cugat del Valles

City	Barcelona	State/Province	
Postal Code	E-08174	Country [i]	ES

Inventor 2 Remove

Legal Name

Prefix	Given Name	Middle Name	Family Name	Suffix
	Josep		MUMBRU	

Residence Information (Select One) US Residency ◉ Non US Residency Active US Military Service

City	Asnières-sur-Seine	Country of Residence [i]	FR

Mailing Address of Inventor:

Address 1	4 rue Sadi Carnot
Address 2	

City	Asnières-sur-Seine	State/Province	
Postal Code	92600	Country [i]	FR

Inventor 3 Remove

Legal Name

PTO/AIA/14 (02-18)
Approved for use through 11/30/2020. OMB 0651-0032
U.S. Patent and Trademark Office; U.S. DEPARTMENT OF COMMERCE
Under the Paperwork Reduction Act of 1995, no persons are required to respond to a collection of information unless it contains a valid OMB control number.

Application Data Sheet 37 CFR 1.76	Attorney Docket Number	0690.0023CN5
	Application Number	
Title of Invention	Multiple-Body-Configuration Multimedia and Smartphone Multifunction Wireless Devices	

Prefix	Given Name	Middle Name	Family Name	Suffix
	Jordi		LARIO	

Residence Information (Select One) US Residency ◉ Non US Residency Active US Military Service

City	Barcelona	Country of Residence [i]	ES

Mailing Address of Inventor:

Address 1	Francisco Giner, 18, 1º 2ª		
Address 2			
City	Barcelona	State/Province	
Postal Code	08012	Country [i]	ES

All Inventors Must Be Listed - Additional Inventor Information blocks may be generated within this form by selecting the **Add** button. Add

Correspondence Information:

Enter either Customer Number or complete the Correspondence Information section below.
For further information see 37 CFR 1.33(a).

☐ **An Address is being provided for the correspondence Information of this application.**

Customer Number	27896		
Email Address	epatent@usiplaw.com	Add Email	Remove Email

Application Information:

Title of the Invention	Multiple-Body-Configuration Multimedia and Smartphone Multifunction Wireless Devices		
Attorney Docket Number	0690.0023CN5	Small Entity Status Claimed	☐
Application Type	Nonprovisional		
Subject Matter	Utility		
Total Number of Drawing Sheets (if any)	29	Suggested Figure for Publication (if any)	

Filing By Reference:

Only complete this section when filing an application by reference under 35 U.S.C. 111(c) and 37 CFR 1.57(a). Do not complete this section if application papers including a specification and any drawings are being filed. Any domestic benefit or foreign priority information must be provided in the appropriate section(s) below (i.e., "Domestic Benefit/National Stage Information" and "Foreign Priority Information").

For the purposes of a filing date under 37 CFR 1.53(b), the description and any drawings of the present application are replaced by this reference to the previously filed application, subject to conditions and requirements of 37 CFR 1.57(a).

Application number of the previously filed application	Filing date (YYYY-MM-DD)	Intellectual Property Authority or Country [i]

Application Data Sheet 37 CFR 1.76	Attorney Docket Number	0690.0023CN5
	Application Number	
Title of Invention	Multiple-Body-Configuration Multimedia and Smartphone Multifunction Wireless Devices	

Publication Information:

☐ Request Early Publication (Fee required at time of Request 37 CFR 1.219)

☐ **Request Not to Publish.** I hereby request that the attached application not be published under 35 U.S.C. 122(b) and certify that the invention disclosed in the attached application **has not and will not** be the subject of an application filed in another country, or under a multilateral international agreement, that requires publication at eighteen months after filing.

Representative Information:

Representative information should be provided for all practitioners having a power of attorney in the application. Providing this information in the Application Data Sheet does not constitute a power of attorney in the application (see 37 CFR 1.32).
Either enter Customer Number or complete the Representative Name section below. If both sections are completed the customer Number will be used for the Representative Information during processing.

Please Select One:	● Customer Number	US Patent Practitioner	◯ Limited Recognition (37 CFR 11.9)
Customer Number	27896		

Domestic Benefit/National Stage Information:

This section allows for the applicant to either claim benefit under 35 U.S.C. 119(e), 120, 121, 365(c), or 386(c) or indicate National Stage entry from a PCT application. Providing benefit claim information in the Application Data Sheet constitutes the specific reference required by 35 U.S.C. 119(e) or 120, and 37 CFR 1.78.
When referring to the current application, please leave the "Application Number" field blank.

Prior Application Status	Pending	Remove

Application Number	Continuity Type	Prior Application Number	Filing or 371(c) Date (YYYY-MM-DD)
	Continuation of	16/832820	2020-03-27

Prior Application Status	Patented	Remove

Application Number	Continuity Type	Prior Application Number	Filing Date (YYYY-MM-DD)	Patent Number	Issue Date (YYYY-MM-DD)
16/832820	Continuation of	15/856626	2017-12-28	10644380	2020-05-05

Prior Application Status	Patented	Remove

Application Number	Continuity Type	Prior Application Number	Filing Date (YYYY-MM-DD)	Patent Number	Issue Date (YYYY-MM-DD)
15/856626	Continuation of	14/738090	2015-06-12	9899727	2018-02-20

Prior Application Status	Patented	Remove

Application Number	Continuity Type	Prior Application Number	Filing Date (YYYY-MM-DD)	Patent Number	Issue Date (YYYY-MM-DD)
14/738090	Continuation of	14/246491	2014-04-07	9099773	2015-08-04

Application Data Sheet 37 CFR 1.76	Attorney Docket Number	0690.0023CN5
	Application Number	
Title of Invention	Multiple-Body-Configuration Multimedia and Smartphone Multifunction Wireless Devices	

Prior Application Status	Patented				Remove
Application Number	Continuity Type	Prior Application Number	Filing Date (YYYY-MM-DD)	Patent Number	Issue Date (YYYY-MM-DD)
14/246491	Continuation of	11/614429	2006-12-21	8738103	2014-05-27

Prior Application Status	Expired		Remove
Application Number	Continuity Type	Prior Application Number	Filing or 371(c) Date (YYYY-MM-DD)
11/614429	Claims benefit of provisional	60/856410	2006-11-03

Prior Application Status	Expired		Remove
Application Number	Continuity Type	Prior Application Number	Filing or 371(c) Date (YYYY-MM-DD)
11/614429	Claims benefit of provisional	60/831544	2006-07-18

Additional Domestic Benefit/National Stage Data may be generated within this form by selecting the **Add** button. Add

Foreign Priority Information:

This section allows for the applicant to claim priority to a foreign application. Providing this information in the application data sheet constitutes the claim for priority as required by 35 U.S.C. 119(b) and 37 CFR 1.55. When priority is claimed to a foreign application that is eligible for retrieval under the priority document exchange program (PDX)[i] the information will be used by the Office to automatically attempt retrieval pursuant to 37 CFR 1.55(i)(1) and (2). Under the PDX program, applicant bears the ultimate responsibility for ensuring that a copy of the foreign application is received by the Office from the participating foreign intellectual property office, or a certified copy of the foreign priority application is filed, within the time period specified in 37 CFR 1.55(g)(1).

Remove

Application Number	Country[i]	Filing Date (YYYY-MM-DD)	Access Code[i] (if applicable)
06117352.2	EP	2006-07-18	

Additional Foreign Priority Data may be generated within this form by selecting the **Add** button. Add

Statement under 37 CFR 1.55 or 1.78 for AIA (First Inventor to File) Transition Applications

☐ This application (1) claims priority to or the benefit of an application filed before March 16, 2013 and (2) also contains, or contained at any time, a claim to a claimed invention that has an effective filing date on or after March 16, 2013.
NOTE: By providing this statement under 37 CFR 1.55 or 1.78, this application, with a filing date on or after March 16, 2013, will be examined under the first inventor to file provisions of the AIA.

PTO/AIA/14 (02-18)
Approved for use through 11/30/2020. OMB 0651-0032
U.S. Patent and Trademark Office; U.S. DEPARTMENT OF COMMERCE
Under the Paperwork Reduction Act of 1995, no persons are required to respond to a collection of information unless it contains a valid OMB control number.

Application Data Sheet 37 CFR 1.76	Attorney Docket Number	0690.0023CN5
	Application Number	
Title of Invention	Multiple-Body-Configuration Multimedia and Smartphone Multifunction Wireless Devices	

Authorization or Opt-Out of Authorization to Permit Access:

When this Application Data Sheet is properly signed and filed with the application, applicant has provided written authority to permit a participating foreign intellectual property (IP) office access to the instant application-as-filed (see paragraph A in subsection 1 below) and the European Patent Office (EPO) access to any search results from the instant application (see paragraph B in subsection 1 below).

Should applicant choose not to provide an authorization identified in subsection 1 below, applicant **must opt-out** of the authorization by checking the corresponding box A or B or both in subsection 2 below.

NOTE: This section of the Application Data Sheet is **ONLY** reviewed and processed with the **INITIAL** filing of an application. After the initial filing of an application, an Application Data Sheet cannot be used to provide or rescind authorization for access by a foreign IP office(s). Instead, Form PTO/SB/39 or PTO/SB/69 must be used as appropriate.

1. Authorization to Permit Access by a Foreign Intellectual Property Office(s)

A. Priority Document Exchange (PDX) - Unless box A in subsection 2 (opt-out of authorization) is checked, the undersigned hereby **grants the USPTO authority** to provide the European Patent Office (EPO), the Japan Patent Office (JPO), the Korean Intellectual Property Office (KIPO), the State Intellectual Property Office of the People's Republic of China (SIPO), the World Intellectual Property Organization (WIPO), and any other foreign intellectual property office participating with the USPTO in a bilateral or multilateral priority document exchange agreement in which a foreign application claiming priority to the instant patent application is filed, access to: (1) the instant patent application-as-filed and its related bibliographic data, (2) any foreign or domestic application to which priority or benefit is claimed by the instant application and its related bibliographic data, and (3) the date of filing of this Authorization. See 37 CFR 1.14(h)(1).

B. Search Results from U.S. Application to EPO - Unless box B in subsection 2 (opt-out of authorization) is checked, the undersigned hereby **grants the USPTO authority** to provide the EPO access to the bibliographic data and search results from the instant patent application when a European patent application claiming priority to the instant patent application is filed. See 37 CFR 1.14(h)(2).

The applicant is reminded that the EPO's Rule 141(1) EPC (European Patent Convention) requires applicants to submit a copy of search results from the instant application without delay in a European patent application that claims priority to the instant application.

2. Opt-Out of Authorizations to Permit Access by a Foreign Intellectual Property Office(s)

☐ A. Applicant **DOES NOT** authorize the USPTO to permit a participating foreign IP office access to the instant application-as-filed. If this box is checked, the USPTO will not be providing a participating foreign IP office with any documents and information identified in subsection 1A above.

☐ B. Applicant **DOES NOT** authorize the USPTO to transmit to the EPO any search results from the instant patent application. If this box is checked, the USPTO will not be providing the EPO with search results from the instant application.

NOTE: Once the application has published or is otherwise publicly available, the USPTO may provide access to the application in accordance with 37 CFR 1.14.

PTO/AIA/14 (02-18)
Approved for use through 11/30/2020. OMB 0651-0032
U.S. Patent and Trademark Office; U.S. DEPARTMENT OF COMMERCE
Under the Paperwork Reduction Act of 1995, no persons are required to respond to a collection of information unless it contains a valid OMB control number.

Application Data Sheet 37 CFR 1.76	Attorney Docket Number	0690.0023CN5
	Application Number	
Title of Invention	Multiple-Body-Configuration Multimedia and Smartphone Multifunction Wireless Devices	

Applicant Information:

Providing assignment information in this section does not substitute for compliance with any requirement of part 3 of Title 37 of CFR to have an assignment recorded by the Office.

Applicant 1 Remove

If the applicant is the inventor (or the remaining joint inventor or inventors under 37 CFR 1.45), this section should not be completed. The information to be provided in this section is the name and address of the legal representative who is the applicant under 37 CFR 1.43; or the name and address of the assignee, person to whom the inventor is under an obligation to assign the invention, or person who otherwise shows sufficient proprietary interest in the matter who is the applicant under 37 CFR 1.46. If the applicant is an applicant under 37 CFR 1.46 (assignee, person to whom the inventor is obligated to assign, or person who otherwise shows sufficient proprietary interest) together with one or more joint inventors, then the joint inventor or inventors who are also the applicant should be identified in this section.

Clear

● Assignee	Legal Representative under 35 U.S.C. 117	Joint Inventor
Person to whom the inventor is obligated to assign.	Person who shows sufficient proprietary interest	

If applicant is the legal representative, indicate the authority to file the patent application, the inventor is:

Name of the Deceased or Legally Incapacitated Inventor:

If the Applicant is an Organization check here. ☒

Organization Name	Fractus, S.A.		
Mailing Address Information For Applicant:			
Address 1	Av. Alcalde Barnils, 64-68		
Address 2	Sant Cugat del Valles		
City	Barcelona	**State/Province**	
Country	ES	Postal Code	E-08174
Phone Number		Fax Number	
Email Address			

Additional Applicant Data may be generated within this form by selecting the Add button. Add

Assignee Information including Non-Applicant Assignee Information:

Providing assignment information in this section does not substitute for compliance with any requirement of part 3 of Title 37 of CFR to have an assignment recorded by the Office.

PTO/AIA/14 (02-18)
Approved for use through 11/30/2020. OMB 0651-0032
U.S. Patent and Trademark Office; U.S. DEPARTMENT OF COMMERCE
Under the Paperwork Reduction Act of 1995, no persons are required to respond to a collection of information unless it contains a valid OMB control number.

Application Data Sheet 37 CFR 1.76	Attorney Docket Number	0690.0023CN5
	Application Number	
Title of Invention	Multiple-Body-Configuration Multimedia and Smartphone Multifunction Wireless Devices	

Assignee 1

Complete this section if assignee information, including non-applicant assignee information, is desired to be included on the patent application publication. An assignee-applicant identified in the "Applicant Information" section will appear on the patent application publication as an applicant. For an assignee-applicant, complete this section only if identification as an assignee is also desired on the patent application publication.

Remove

If the Assignee or Non-Applicant Assignee is an Organization check here. ☐

Prefix	**Given Name**	Middle Name	**Family Name**	Suffix

Mailing Address Information For Assignee including Non-Applicant Assignee:

Address 1			
Address 2			
City		**State/Province**	
Country i		Postal Code	
Phone Number		Fax Number	
Email Address			

Additional Assignee or Non-Applicant Assignee Data may be generated within this form by selecting the Add button. Add

Signature:

Remove

NOTE: This Application Data Sheet must be signed in accordance with 37 CFR 1.33(b). **However, if this Application Data Sheet is submitted with the INITIAL filing of the application and either box A or B is not checked in subsection 2 of the "Authorization or Opt-Out of Authorization to Permit Access" section, then this form must also be signed in accordance with 37 CFR 1.14(c).**

This Application Data Sheet **must** be signed by a patent practitioner if one or more of the applicants is a **juristic entity** (e.g., corporation or association). If the applicant is two or more joint inventors, this form must be signed by a patent practitioner, **all** joint inventors who are the applicant, or one or more joint inventor-applicants who have been given power of attorney (e.g., see USPTO Form PTO/AIA/81) on behalf of **all** joint inventor-applicants.

See 37 CFR 1.4(d) for the manner of making signatures and certifications.

Signature	/Patrick J. Finnan/			Date (YYYY-MM-DD)	
First Name	Patrick	Last Name	Finnan	Registration Number	39189

Additional Signature may be generated within this form by selecting the Add button. Add

PTO/AIA/14 (02-18)
Approved for use through 11/30/2020. OMB 0651-0032
U.S. Patent and Trademark Office; U.S. DEPARTMENT OF COMMERCE
Under the Paperwork Reduction Act of 1995, no persons are required to respond to a collection of information unless it contains a valid OMB control number.

Application Data Sheet 37 CFR 1.76	Attorney Docket Number	0690.0023CN5
	Application Number	
Title of Invention	Multiple-Body-Configuration Multimedia and Smartphone Multifunction Wireless Devices	

This collection of information is required by 37 CFR 1.76. The information is required to obtain or retain a benefit by the public which is to file (and by the USPTO to process) an application. Confidentiality is governed by 35 U.S.C. 122 and 37 CFR 1.14. This collection is estimated to take 23 minutes to complete, including gathering, preparing, and submitting the completed application data sheet form to the USPTO. Time will vary depending upon the individual case. Any comments on the amount of time you require to complete this form and/or suggestions for reducing this burden, should be sent to the Chief Information Officer, U.S. Patent and Trademark Office, U.S. Department of Commerce, P.O. Box 1450, Alexandria, VA 22313-1450. DO NOT SEND FEES OR COMPLETED FORMS TO THIS ADDRESS. **SEND TO: Commissioner for Patents, P.O. Box 1450, Alexandria, VA 22313-1450.**

Privacy Act Statement

The Privacy Act of 1974 (P.L. 93-579) requires that you be given certain information in connection with your submission of the attached form related to a patent application or patent. Accordingly, pursuant to the requirements of the Act, please be advised that: (1) the general authority for the collection of this information is 35 U.S.C. 2(b)(2); (2) furnishing of the information solicited is voluntary; and (3) the principal purpose for which the information is used by the U.S. Patent and Trademark Office is to process and/or examine your submission related to a patent application or patent. If you do not furnish the requested information, the U.S. Patent and Trademark Office may not be able to process and/or examine your submission, which may result in termination of proceedings or abandonment of the application or expiration of the patent.

The information provided by you in this form will be subject to the following routine uses:

1 The information on this form will be treated confidentially to the extent allowed under the Freedom of Information Act (5 U.S.C. 552) and the Privacy Act (5 U.S.C. 552a). Records from this system of records may be disclosed to the Department of Justice to determine whether the Freedom of Information Act requires disclosure of these records.

2. A record from this system of records may be disclosed, as a routine use, in the course of presenting evidence to a court, magistrate, or administrative tribunal, including disclosures to opposing counsel in the course of settlement negotiations.

3 A record in this system of records may be disclosed, as a routine use, to a Member of Congress submitting a request involving an individual, to whom the record pertains, when the individual has requested assistance from the Member with respect to the subject matter of the record.

4. A record in this system of records may be disclosed, as a routine use, to a contractor of the Agency having need for the information in order to perform a contract. Recipients of information shall be required to comply with the requirements of the Privacy Act of 1974, as amended, pursuant to 5 U.S.C. 552a(m).

5. A record related to an International Application filed under the Patent Cooperation Treaty in this system of records may be disclosed, as a routine use, to the International Bureau of the World Intellectual Property Organization, pursuant to the Patent CooperationTreaty.

6. A record in this system of records may be disclosed, as a routine use, to another federal agency for purposes of National Security review (35 U.S.C. 181) and for review pursuant to the Atomic Energy Act (42 U.S.C. 218(c)).

7. A record from this system of records may be disclosed, as a routine use, to the Administrator, General Services, or his/her designee, during an inspection of records conducted by GSA as part of that agency's responsibility to recommend improvements in records management practices and programs, under authority of 44 U.S.C. 2904 and 2906. Such disclosure shall be made in accordance with the GSA regulations governing inspection of records for this purpose, and any other relevant (i.e., GSA or Commerce) directive. Such disclosure shall not be used to make determinations about individuals.

8. A record from this system of records may be disclosed, as a routine use, to the public after either publication of the application pursuant to 35 U.S.C. 122(b) or issuance of a patent pursuant to 35 U.S.C. 151. Further, a record may be disclosed, subject to the limitations of 37 CFR 1.14, as a routine use, to the public if the record was filed in an application which became abandoned or in which the proceedings were terminated and which application is referenced by either a published application, an application open to public inspections or an issued patent.

9. A record from this system of records may be disclosed, as a routine use, to a Federal, State, or local law enforcement agency, if the USPTO becomes aware of a violation or potential violation of law or regulation.

COMBINED DECLARATION (37 CFR 1.63) AND ASSIGNMENT FOR UTILITY OR DESIGN APPLICATION

Title of the Invention	MULTIPLE-BODY-CONFIGURATION MULTIMEDIA AND SMARTPHONE MULTIFUNCTION WIRELESS DEVICES

DECLARATION

As a below named inventor, I hereby declare that:

This declaration is directed to the above-identified application for United States Letters Patent and further identified by the Attorney Docket Number provided above in the header of this document.

The above-identified application was made or authorized to be made by me.

I believe that I am the original inventor or an original joint inventor of a claimed invention in the application.

I hereby state that I have reviewed and understand the contents of the above-identified specification, including the claims.

I acknowledge the duty to disclose to the Office all information known to me to be material to patentability as defined in 37 CFR §1.56.

I hereby acknowledge that any willful false statement made in this declaration is punishable under 18 U.S.C. 1001 by fine or imprisonment of not more than five (5) years, or both.

ASSIGNMENT

For good and valuable consideration, the undersigned inventor(s), hereinafter individually or collectively referred to as "Assignor";

Hereby sell, assign and transfer to **Fractus, S.A.**, a corporation organized and existing under the laws of Spain, having its principal place of business at Avda. Alcalde Barnils, 64-68, Edificio Testa - Módulo C, 3º, Parque Empresarial Sant Joan, Sant Cugat del Vallès, E-08190 Barcelona, Spain, hereinafter "Assignee", its successors, assigns and legal representatives, the entire right, title and interest in and for the United States and all foreign countries, in and to any and all improvements which are disclosed in the above-identified application for United States Letters Patent, and in and to said application and all divisional, continuing, substitute, renewal, reissue, and all other applications for Letters Patent which have been or shall be filed in the United States and all foreign countries on any of said improvements; and in and to all original and reissued patents which have been or shall be filed in the United States and all foreign countries on said improvements;

Agree that said Assignee may apply for and receive Letters Patent for said improvements in its own name; and that, when requested, without charge to but at the expense of said Assignee, its successors, assigns and legal representatives, to carry out in good faith the intent and purpose of this assignment, the undersigned will execute all divisional, continuing, substitute, renewal, reissue, and all other patent applications on any and all said improvements; execute all rightful oaths, assignments, powers of attorney and other papers; communicate to said Assignee, its successors, assigns, and legal representatives, all facts known to the undersigned relating to said improvements and the history thereof; and generally do everything possible which said Assignee, its successors, assigns or legal representatives shall consider desirable for aiding in securing and maintaining proper patent protection for said improvements and for vesting title to said improvements and all applications for patents and all patents on said improvements, in said Assignee, its successors, assigns and legal representatives; and

Covenant with said Assignee, its successors, assigns and legal representatives that no assignment, grant, mortgage, license or other agreement affecting the rights and property herein conveyed has been made to others by the undersigned, and that full right to convey the same as herein expressed is possessed by the undersigned.

LEGAL NAME OF JOINT INVENTOR

Inventor: Carles Puente Ballarda

Having an address at: Av. Alcalde Barnils, 64-68, Modul C, 3ª pl, 08174, Sant Cugat del Valles, SPAIN

Signature: _____ Date: April 3rd, 2014

LEGAL NAME OF JOINT INVENTOR

Inventor: Josep Mumbru

Having an address at: Passatge Forasté 2, 6º 2ª, 08022, Barcelona, SPAIN

Signature: _____ Date: April 3, 2014

LEGAL NAME OF JOINT INVENTOR

Inventor: Jordi Ilario

Having an address at: Francisco Giner, 18, 1º 2ª, 08012, Barcelona, SPAIN

Signature: _____ Date: April 3, 2014

Note: An application data sheet (PTO/AIA/14 or equivalent), naming the entire inventive entity, either accompanies this form or was filed previously and thus is currently of record in the file.

PTO/AIA/82B(07-12)
Approved for use through 11/30/2014. OMB 0651-0035
U.S. Patent and Trademark Office; U.S. DEPARTMENT OF COMMERCE
Under the Paperwork Reduction Act of 1995, no persons are required to respond to a collection of information unless it displays a valid OMB control number.

POWER OF ATTORNEY BY APPLICANT

I hereby revoke all previous powers of attorney given in the application identified in the attached transmittal letter.

[✓] I hereby appoint Practitioner(s) associated with the following Customer Number as my/our attorney(s) or agent(s), and to transact all business in the United States Patent and Trademark Office connected therewith for the application referenced in the attached transmittal letter (form PTO/AIA/82A or equivalent): 27896

OR

[ ] I hereby appoint Practitioner(s) named below as my/our attorney(s) or agent(s), and to transact all business in the United States Patent and Trademark Office connected therewith for the application referenced in the attached transmittal letter (form PTO/AIA/82A or equivalent):

Name	Registration Number	Name	Registration Number

Please recognize or change the correspondence address for the application identified in the attached transmittal letter to:

[✓] The address associated with the above-mentioned Customer Number.

OR

[ ] The address associated with Customer Number:

OR

[ ] Firm or Individual Name					
Address					
City		State		Zip	
Country					
Telephone		Email			

I am the Applicant:

[ ] Inventor or Joint Inventor

[ ] Legal Representative of a Deceased or Legally Incapacitated Inventor

[✓] Assignee or Person to Whom the Inventor is Under an Obligation to Assign

[ ] Person Who Otherwise Shows Sufficient Proprietary Interest (*e.g.*, a petition under 37 CFR 1.46(b)(2) was granted in the application or is concurrently being filed with this document)

SIGNATURE of Applicant for Patent

Signature	[signature]	Date	7 June 2013
Name	[illegible]	Telephone	
Title and Company	CEO, [illegible] S.A.		

NOTE: Signature - This form must be signed by the applicant in accordance with 37 CFR 1.33. See 37 CFR 1.4 for signature requirements and certifications. Submit multiple forms for more than one signature, see below *.

[ ] *Total of _____ forms are submitted.

This collection of information is required by 37 CFR 1.31, 1.32 and 1.33. The information is required to obtain or retain a benefit by the public which is to file (and by the USPTO to process) an application. Confidentiality is governed by 35 U.S.C. 122 and 37 CFR 1.11 and 1.14. This collection is estimated to take 3 minutes to complete, including gathering, preparing, and submitting the completed application form to the USPTO. Time will vary depending upon the individual case. Any comments on the amount of time you require to complete this form and/or suggestions for reducing this burden, should be sent to the Chief Information Officer, U.S. Patent and Trademark Office, U.S. Department of Commerce, P.O. Box 1450, Alexandria, VA 22313-1450. DO NOT SEND FEES OR COMPLETED FORMS TO THIS ADDRESS. SEND TO: **Commissioner for Patents, P.O. Box 1450, Alexandria, VA 22313-1450.**

If you need assistance in completing the form, call 1-800-PTO-9199 and select option 2.

IN THE UNITED STATES PATENT AND TRADEMARK OFFICE

Application No.	:	Not Yet Assigned
First Named Inventor	:	Carles PUENTE BALIARDA
Confirmation No.	:	Unknown
Filed	:	Herewith
TC/A.U.	:	Unknown
Examiner	:	Unknown
Customer No.	:	27896
Docket No.	:	0690.0023CN5
Title	:	Multiple-Body-Configuration Multimedia and Smartphone Multifunction Wireless Devices

INFORMATION DISCLOSURE STATEMENT UNDER 37 C.F.R. §§ 1.97 & 1.98

Pursuant to the duty imposed by 37 C.F.R. §1.56 to disclose information which may be material to the patentability of the above-identified patent application, the Applicant would like to direct the Examiner's attention to the documents listed on the enclosed Information Disclosure Citation Form (PTO/SB/08A).

Applicant hereby submits the attached IDS under:

☒ 37 C.F.R. 1.97(b) (i.e., within three months of the filing date of the application; within three months of the date of entry of the national stage application; before the mailing of a first Office action; or before the mailing of a first Office action after the filing of a request for continued examination).

☐ 37 C.F.R. 1.97(c) (i.e., after the mailing of a first Office action, but before the close of prosecution). The IDS is accompanied by *one* of: (1) the appropriate statement (indicated on Form PTO/SB08a) or (2) the fee set forth in § 1.17(p).

☐ 37 C.F.R. 1.97 (d) (i.e., after the close of prosecution, but on or before payment of the issue fee). The IDS is accompanied by *both* of (1) the appropriate statement (indicated on Form PTO/SB08a) and (2) the fee set forth in § 1.17(p).

☐ The IDS cites foreign documents not in English. Pursuant to 37 C.F.R. 1.98(a)(3), a concise explanation of the relevance is provided as indicated below:

☐ Enclosed is a copy of a non-English publication(s) _____. Applicant submits an English-language version of the search report or action, which cites such non-English language publication(s) and indicates the degree of relevance found by the foreign office.

☐ Enclosed is a copy of a non-English publication(s) _____. Applicant submits an English language abstract of the non-English publication(s).

☐ Other:

☒ The IDS cites foreign patent documents in English and/or Non-Patent Literature (NPL) Documents. Applicant submits a copy of the Abstract or of the complete publication.

☐ Pursuant to 37 C.F.R. 1.98(a)(2)(iii), enclosed is a copy of pending patent Application Serial No. _____.

☒ No copies of the non-English or non-patent publications listed on the attached Form PTO/SB/08A are being provided pursuant to 37 C.F.R. §1.98(d) because the publications were previously cited by or submitted to the Office in prior Application Serial No. 16/832,820, to which the above-identified application claims priority under 35 U.S.C. §120.

The submission of the listed documents is not intended as an admission that any such document constitutes prior art against the claims of the present application. Applicant does not waive any right to take any action that would be appropriate to antedate or otherwise remove any listed document as a competent reference against the claims of the present application.

The Director is hereby authorized to charge any additional appropriate fees that may be required for the above-identified application, and to credit any overpayment, to Deposit Account No. **05-0460**.

Dated: April 30, 2021

Respectfully submitted by:

/Patrick J. Finnan/

Patrick J. Finnan
Reg. No. 39189

EDELL, SHAPIRO & FINNAN, LLC
CUSTOMER NO. 27896
9801 Washingtonian Blvd., Suite 750
Gaithersburg, MD 20878
(301) 424-3640

PTO/SB/08a (02-18)
Approved for use through 11/30/2020. OMB 0651-0031
U.S. Patent and Trademark Office; U.S. DEPARTMENT OF COMMERCE
Under the Paperwork Reduction Act of 1995, no persons are required to respond to a collection of information unless it contains a valid OMB control number.

INFORMATION DISCLOSURE STATEMENT BY APPLICANT
(Not for submission under 37 CFR 1.99)

Application Number	
Filing Date	
First Named Inventor	Carles PUENTE BALIARDA
Art Unit	
Examiner Name	
Attorney Docket Number	0690.0023CN5

U.S.PATENTS Remove

Examiner Initial*	Cite No	Patent Number	Kind Code[1]	Issue Date	Name of Patentee or Applicant of cited Document	Pages,Columns,Lines where Relevant Passages or Relevant Figures Appear
	1	3079602		1963-02-26	DU HAMEL	
	2	3521284		1970-07-21	SHELTON	
	3	3599214		1971-08-10	ALTMAYER	
	4	3622890		1971-11-23	FUJIMOTO	
	5	3683376		1972-08-08	PRONOVOST	
	6	3683379		1972-08-08	SADDLER	
	7	3689929		1972-09-02	MOODY	
	8	3818490		1974-06-18	LEAHY	

INFORMATION DISCLOSURE STATEMENT BY APPLICANT (Not for submission under 37 CFR 1.99)		
	Application Number	
	Filing Date	
	First Named Inventor	Carles PUENTE BALIARDA
	Art Unit	
	Examiner Name	
	Attorney Docket Number	0690.0023CN5

	9	3967276		1976-06-29	GOUBAU	
	10	3969730		1976-07-13	FUCHSER	
	11	4021810		1977-05-03	URPO	
	12	4024542		1977-05-17	IKAWA	
	13	4038662		1977-07-26	TURNER	
	14	4072951		1978-02-07	KALOI	
	15	4131893		1978-12-26	MUNSON	
	16	4141016		1979-02-20	NELSON	
	17	4318109		1982-03-02	WEATHERS	
	18	4356492		1982-10-26	KALOI	
	19	4381566		1983-04-26	KANE	

INFORMATION DISCLOSURE STATEMENT BY APPLICANT (Not for submission under 37 CFR 1.99)		
	Application Number	
	Filing Date	
	First Named Inventor	Carles PUENTE BALIARDA
	Art Unit	
	Examiner Name	
	Attorney Docket Number	0690.0023CN5

	20	4471358		1984-09-11	GLASSER	
	21	4471493		1984-09-11	SHOBER	
	22	4504834		1985-03-12	GARAY	
	23	4536725		1985-08-20	HUBLER	
	24	4543581		1985-09-24	NEMET	
	25	4571595		1986-02-18	PHILLIPS	
	26	4584709		1986-04-22	KNEISEL	
	27	4608572		1986-08-26	BLAKNEY	
	28	4623894		1986-11-18	LEE	
	29	4628322		1986-12-09	MARKO	
	30	4673948		1987-06-16	KUO	

INFORMATION DISCLOSURE STATEMENT BY APPLICANT (Not for submission under 37 CFR 1.99)		
	Application Number	
	Filing Date	
	First Named Inventor	Carles PUENTE BALIARDA
	Art Unit	
	Examiner Name	
	Attorney Docket Number	0690.0023CN5

	31	4723305		1988-02-02	PHILLIPS	
	32	4730195		1988-03-08	PHILLIPS	
	33	4752968		1988-06-21	LINDENMEIER	
	34	4827266		1989-05-02	SATO	
	35	4827271		1989-05-02	BERNEKING	
	36	4839660		1989-06-13	HADZOGLOU	
	37	4843468		1989-06-27	DREWERY	
	38	4847629		1989-07-11	SHIMAZAKI	
	39	4849766		1989-07-18	INABA	
	40	4857939		1989-08-15	SHIMAZAKI	
	41	4860019		1989-08-22	JIANG	

INFORMATION DISCLOSURE STATEMENT BY APPLICANT (Not for submission under 37 CFR 1.99)		
	Application Number	
	Filing Date	
	First Named Inventor	Carles PUENTE BALIARDA
	Art Unit	
	Examiner Name	
	Attorney Docket Number	0690.0023CN5

	42	4890114		1989-12-26	EGASHIRA	
	43	4894663		1990-01-16	URBISH	
	44	4907011		1990-03-06	KUO	
	45	4912481		1990-03-27	MACE	
	46	4975711		1990-12-04	LEE	
	47	5030963		1991-07-09	TADAMA	
	48	5138328		1992-08-11	ZIBRICK	
	49	5168472		1992-12-01	LOCKWOOD	
	50	5172084		1992-12-15	FIEDZIUSZKO	

If you wish to add additional U.S. Patent citation information please click the Add button. Add

U.S.PATENT APPLICATION PUBLICATIONS Remove

Examiner Initial*	Cite No	Publication Number	Kind Code[1]	Publication Date	Name of Patentee or Applicant of cited Document	Pages,Columns,Lines where Relevant Passages or Relevant Figures Appear

INFORMATION DISCLOSURE STATEMENT BY APPLICANT (Not for submission under 37 CFR 1.99)		
	Application Number	
	Filing Date	
	First Named Inventor	Carles PUENTE BALIARDA
	Art Unit	
	Examiner Name	
	Attorney Docket Number	0690.0023CN5

	1	20010002823		2001-06-07	YING	
	2	20010033250		2001-10-25	KEILEN	
	3	20010050636		2001-12-13	WEINBERGER	
	4	20020000940		2002-01-03	MOREN	
	5	20020000942		2002-01-03	DUROUX	
	6	20020036594		2002-03-28	GYENES	
	7	20020105468		2002-08-08	TESSIER	
	8	20020109633		2002-08-15	OW	
	9	20020126051		2002-09-12	JHA	
	10	20020126054		2002-09-12	FUERST	
	11	20020126055		2002-09-12	LINDENMEIER	

INFORMATION DISCLOSURE STATEMENT BY APPLICANT (Not for submission under 37 CFR 1.99)		
	Application Number	
	Filing Date	
	First Named Inventor	Carles PUENTE BALIARDA
	Art Unit	
	Examiner Name	
	Attorney Docket Number	0690.0023CN5

	12	20020140615		2002-10-03	CARLES ET AL	
	13	20020149519		2002-10-17	VARADAN	
	14	20020164986		2002-11-17	BRIAND	
	15	20020175211		2002-11-28	DOMINQUEZ	
	16	20020175879		2002-11-28	SABET	
	17	20020190904		2002-12-19	COHEN	
	18	20020175866		2002-11-28	GRAM	
	19	20030025637		2003-02-06	MENDOLIA	
	20	20030064750		2003-04-03	OH	
	21	20030090421		2003-05-15	SAJADINIA	
	22	20030098814		2003-05-29	KELLER	

INFORMATION DISCLOSURE STATEMENT BY APPLICANT (Not for submission under 37 CFR 1.99)		
	Application Number	
	Filing Date	
	First Named Inventor	Carles PUENTE BALIARDA
	Art Unit	
	Examiner Name	
	Attorney Docket Number	0690.0023CN5

	23	20030189518		2003-10-09	JOHNSON	
	24	20030210200		2003-11-13	MCCONNELL	
	25	20030228892		2003-12-11	MAALISMAA	
	26	20040009755		2004-01-15	YOSHIDA	
	27	20040027295		2004-02-12	HUBER	
	28	20040029581		2004-02-12	LU	
	29	20040056985		2004-03-25	SEONG	
	30	20040085244		2004-05-06	KADAMBI	
	31	20040090372		2004-05-13	DI NALLO	
	32	20040095289		2004-05-20	BAE	
	33	20040110479		2004-06-10	ORMSON	

INFORMATION DISCLOSURE STATEMENT BY APPLICANT (Not for submission under 37 CFR 1.99)		
	Application Number	
	Filing Date	
	First Named Inventor	Carles PUENTE BALIARDA
	Art Unit	
	Examiner Name	
	Attorney Docket Number	0690.0023CN5

	34	20040119644		2004-06-24	PUENTE-BALIARDA ET AL	
	35	20040176025		2004-09-09	HOLM	
	36	20040198436		2004-10-07	ALDEN	
	37	20040204008		2004-10-14	DENG	
	38	20040204126		2004-10-14	REYES	
	39	20040212545		2004-10-28	LI	
	40	20040214541		2004-10-28	CHOI	
	41	20050017910		2005-01-27	PARK	
	42	20050041624		2005-02-24	HUI	
	43	20050057398		2005-03-17	RYKEN	
	44	20050069069		2005-03-31	GUNZELMANN	

INFORMATION DISCLOSURE STATEMENT BY APPLICANT (Not for submission under 37 CFR 1.99)		
	Application Number	
	Filing Date	
	First Named Inventor	Carles PUENTE BALIARDA
	Art Unit	
	Examiner Name	
	Attorney Docket Number	0690.0023CN5

	45	20050075098		2005-04-07	LEE	
	46	20050088340		2005-04-28	DENG	
	47	20050107052		2005-05-19	ZANGERL	
	48	20050136958		2005-06-23	SESHADRI	
	49	20050153709		2005-07-14	FORRESTER	
	50	20050156785		2005-07-21	RYKEN	

If you wish to add additional U.S. Published Application citation information please click the Add button. Add

FOREIGN PATENT DOCUMENTS Remove

Examiner Initial*	Cite No	Foreign Document Number[3]	Country Code[2] i	Kind Code[4]	Publication Date	Name of Patentee or Applicant of cited Document	Pages,Columns,Lines where Relevant Passages or Relevant Figures Appear	T[5]
	1	23822128	CA		2001-03-08	AALTONEN		
	2	2416437	CA		2002-01-17	KADICHEVITZ		
	3	2480581	CA		2006-03-03	LAN		

INFORMATION DISCLOSURE STATEMENT BY APPLICANT (Not for submission under 37 CFR 1.99)		
	Application Number	
	Filing Date	
	First Named Inventor	Carles PUENTE BALIARDA
	Art Unit	
	Examiner Name	
	Attorney Docket Number	0690.0023CN5

	4	2483357	CA		2005-04-06	JIN		
	5	2525859	CA		2006-02-15	QI		
	6	2224466	CN		1996-04-10	KONG		
	7	10108859	DE		2003-05-22	HUBER		
	8	10138265	DE		2003-07-03	HUBER		
	9	10142965	DE		2003-03-20	HAMANN		
	10	10206426	DE		2002-11-07	CHEN		
	11	19929689	DE		2001-01-11	PAN		
	12	3337941	DE		1985-05-09	EBNETH		
	13	0096847	EP		1983-12-28	HOFMANN		
	14	0253608	EP		1988-01-20	DREWERY		

INFORMATION DISCLOSURE STATEMENT BY APPLICANT (Not for submission under 37 CFR 1.99)		
	Application Number	
	Filing Date	
	First Named Inventor	Carles PUENTE BALIARDA
	Art Unit	
	Examiner Name	
	Attorney Docket Number	0690.0023CN5

	15	0297813	EP		1989-01-04	SAKURAI		
	16	0358090	EP		1990-03-14	SHIBATA		
	17	0396033	EP		1990-11-07	LINDENMEIER		
	18	0543645	EP		1993-05-26	GROWNEY		
	19	0571124	EP		1993-11-24	JENNESS		
	20	0590671	EP		1993-09-30	SEKINE		
	21	0620677	EP		1994-10-19	DELABASTITA		
	22	0688040	EP		1995-12-20	HORI		
	23	0736926	EP		1996-10-09	ANNAMAA		
	24	0749176	EP		2002-09-18	SANAD		
	25	0753897	EP		1997-01-15	SANAD		

INFORMATION DISCLOSURE STATEMENT BY APPLICANT (Not for submission under 37 CFR 1.99)		
	Application Number	
	Filing Date	
	First Named Inventor	Carles PUENTE BALIARDA
	Art Unit	
	Examiner Name	
	Attorney Docket Number	0690.0023CN5

	26	0765001	EP		1996-09-17	MANDAL		
	27	0814536	EP		1997-12-29	YANAGISAWA		
	28	0823748	EP		1998-02-11	KUITTINEN		
	29	0825672	EP		1998-02-25	ANNAMAA		
	30	0843905	EP		2004-12-01	COHEN		
	31	0856907	EP		1998-08-05	PAPATHEODOROU		
	32	0871238	EP		1998-10-14	OLLIKAINEN		
	33	0892459	EP		1999-01-20	PANKINAHO		
	34	0902472	EP		1999-03-17	FUREY		
	35	0924793	EP		2003-06-26	SMITH		
	36	0929121	EP		1999-07-14	EGGLESTON		

INFORMATION DISCLOSURE STATEMENT BY APPLICANT (Not for submission under 37 CFR 1.99)		
	Application Number	
	Filing Date	
	First Named Inventor	Carles PUENTE BALIARDA
	Art Unit	
	Examiner Name	
	Attorney Docket Number	0690.0023CN5

	37	0932219	EP		1999-07-28	ANNAMAA		
	38	0938158	EP		1999-08-25	SAARI		
	39	0942488	EP		1999-09-15	KAWAHATA		
	40	0969375	EP		2000-01-05	STOUTAMIRE		
	41	0986130	EP		2000-03-15	HUBER		
	42	0993070	EP		2000-04-12	SAITO		
	43	0997972	EP		2000-03-05	PUENTE		
	44	0997974	EP		2000-05-03	ISOHÄTÄLÄ		
	45	1011167	EP		2000-06-21	KANE		
	46	1016158	EP		2003-12-03	SADLER		
	47	1018777	EP		2000-07-12	GEERAERT		

INFORMATION DISCLOSURE STATEMENT BY APPLICANT (Not for submission under 37 CFR 1.99)		
	Application Number	
	Filing Date	
	First Named Inventor	Carles PUENTE BALIARDA
	Art Unit	
	Examiner Name	
	Attorney Docket Number	0690.0023CN5

	48	1018779	EP		2000-07-12	ISOHÄTÄLÄ		
	49	1024552	EP		2000-01-14	WEINBERGER		
	50	1026774	EP		2000-08-09	WEINBERGER		

If you wish to add additional Foreign Patent Document citation information please click the Add button Add

NON-PATENT LITERATURE DOCUMENTS Remove

Examiner Initials*	Cite No	Include name of the author (in CAPITAL LETTERS), title of the article (when appropriate), title of the item (book, magazine, journal, serial, symposium, catalog, etc), date, pages(s), volume-issue number(s), publisher, city and/or country where published.	T5
	1	Aazhanng , B., Wireless communication: a power efficiency perspective -, Spread Spectrum Techniques and Applications, 7th , 2002. IEEE Seventh International Symposium on, 20020902	
	2	Acquaviva , A., Power-aware network swapping for wireless palmtop PCs, Mobile Computing, IEEE Transactions on, 20060501, Vol.5, No.5	
	3	Adcock , M. D, New type feed for high speed conical scanning, USAF Antenna Research and Development Program, 2th , 1952. Symposium on the, 19520811	
	4	Addison , P. S., Fractals and chaos, Institute of Physics Publishing, 19970101, Page: 256	
	5	Addison , P. S., Fractals and chaos - An illustrated course, Institute of Physics Publishing, 19970101, Pages: 1-3 , 30-36	
	6	Addison , P. S., Fractals and Chaos - An illustrated course - Full, Institute of Physics Publising Bristol and Philadelphia, 19970101	

INFORMATION DISCLOSURE STATEMENT BY APPLICANT (Not for submission under 37 CFR 1.99)		
	Application Number	
	Filing Date	
	First Named Inventor	Carles PUENTE BALIARDA
	Art Unit	
	Examiner Name	
	Attorney Docket Number	0690.0023CN5

	7	Addison , P. S., Fractals and chaos. An illustrated course, Institute of Physics Publishing, 19970101, Pag.14-15	
	8	Agrawal , P. et al, An experimental indoor wireless network - SWAN - a mobile multimedia wireless network, Personal Communications, IEEE, 19960401	
	9	Ali , M. ; Hayes , G. J. et al, A triple band internal antenna for mobile handheld terminals, Antennas and Propagation Society (APS), 2002. IEEE International Symposium, 20020616	
	10	Ancona , C., On small antenna impedance in weakly dissipative media, Antennas and Propagation, IEEE Transactions on, 19780301	
	11	Andersen , J. B., The handbook of antenna design - Low- and medium-gain microwave antennas, Rudge , A. W. et al - IEE Eletromagnetic Waves Series; Peter Peregrinus Ltd. (2nd ed.), 19860101, Vol. 1 and 2, Pag.526-543	
	12	Anguera , J. ; Puente , C. ; Borja , C., A procedure to design stacked microstrip patch antennas on a simple network model, Microwave and Optical Technology Letters, 20010801	
	13	Anguera , J. ; Puente , C. ; Borja , C., A procedure to design wide-band electromagnetically-coupled stacked microstrip antennas based on a simple network model, Antennas and Propagation Society (APS), 1999. IEEE International Symposium, 19990711	
	14	Anguera , J. ; Puente , C. ; Borja , C. ; Romeu , J., Miniature wideband stacked microstrip patch antenna based on the sierpinski fractal geometry, Antennas and Propagation Society (APS), 2000. IEEE International Symposium, 20000701, Vol.3, Pag.1700-1703	
	15	Anguera , J. ; Puente , C. ; Borja , C. ; Romeu , J. ; Aznar , M., Antenas microstrip apiladas con geometria de anillo - Stacked microstrip patch antennas, Unión Científica Internacional de la Radio (URSI), 15th , Zaragoza, 2000. Simposium Nacional de la, 20000901	
	16	Anguera , J. ; Sanz , I. ; Mumbru , J. ; Puente , C., Multiband handset antenna behaviour by combining PIFA and slot radiators, Antennas and Propagation Society (APS), 2007. IEEE International Symposium, 20070701	
	17	Ardizzoni , J., Know your trade-offs in portable designs, Mobile Handset Design Line, 20050613	

INFORMATION DISCLOSURE STATEMENT BY APPLICANT (Not for submission under 37 CFR 1.99)		
	Application Number	
	Filing Date	
	First Named Inventor	Carles PUENTE BALIARDA
	Art Unit	
	Examiner Name	
	Attorney Docket Number	0690.0023CN5

	18	Arutaki , A. ; Chiba , J., Communication in a three-layered conducting media with a vertical magnetic dipole, Antennas and Propagation, IEEE Transactions on, 19800701, Vol.28, No.4	
	19	Auckland , D. T. et al., Reconfigurable antennas and RF front ends for portable wireless devices, Software Defined Radio Technical , 2002. Conference, 20010101, Pag.29-33	
	20	Bach Andersen , J. et al., On closely coupled dipoles in a random field, Antennas and Wireless Propagation Letters, IEEE, 20061201, Vol.5	
	21	Balanis , C. A., Antenna theory - Analysis and Design - Chapter 9 / Chapter 14 - Broadband dipoles and matching techniques / Microstrip antennas, Hamilton Printing, 19820101, Pag.465-484 and 722-767	
	22	Balanis , C. A., Antenna Theory - Analysis and design - Chapter 10 - Travelling wave and broadband antennas, Hamilton Printing, 19820101, Pag.498-502	
	23	Balanis , C. A., Antenna theory - Analysis and design - Chapter 2 - Fundamental parameters of antennas, John Wiley & Sons, 19820101, Pag.28 - 100	
	24	Barnsley , M., Fractals Everywhere, Academic Press Professional, 19930101, Vol.2nd Ed.	
	25	Barrick , W., A helical resonator antenna diplexer, USAF Antenna Research and Development Program, 10th , 1960. Symposium on the, 19601003	
	26	Batson , D. D. et al, VHF unfurlable turnstile antennas, USAF Antenna Research and Development Program, 19th , 1969. Symposium on the, 19691014	
	27	Behmann , F., Impact of wireless (Wi.Fi, WiMAX) on 3G and Next Generation - An initial assessment, Electro Information Technology, 2005. IEEE International Conference on, 20050522	
	28	Bellofiore , S., Smart-antenna systems for mobile communication networks. Part 1: Overview and antenna design, Antennas and Propagation Magazine, IEEE, 20020601, Vol.44, No.3	

INFORMATION DISCLOSURE STATEMENT BY APPLICANT (Not for submission under 37 CFR 1.99)		
	Application Number	
	Filing Date	
	First Named Inventor	Carles PUENTE BALIARDA
	Art Unit	
	Examiner Name	
	Attorney Docket Number	0690.0023CN5

	29	Bellofiore , S., Smart antenna system analysis, integration and performance for mobile ad-hoc networks (MANETs), Antennas and Propagation, IEEE Transactions on, 20020501, Vol.50, No.5	
	30	Bennani , N., Integrating a digital camera in the home environment: architecture and prototype, Multimedia Software Engineering, 2000. IEEE Proceedings of International Symposium, 20000101	
	31	Berizzi , F., Fractal analysis of the signal scattered from the sea surface, Antennas and Propagation, IEEE Transactions on, 19990201, Vol.47, No.2	
	32	Besthorn, 1.0 to 21.0 GHz Log-periodic dipole antenna, USAF Antenna Research and Development Program, 18th , 1968. Symposium on the, 19681015	
	33	Blackband , W. T., The handbook of antenna design - Chapter 18 - Coaxial transmisison lines and components, Rudge , A. W. et al.Peter Peregrinus, 19860101, Vol.1 and 2, No., Pag.1612-1623	
	34	Blackband , W. T., The handbook of antenna design - Chapter 18 - Coaxial transmission lines and components, Rudge , A. W. et al - IEE Eletromagnetic Waves Series; Peter Peregrinus Ltd., 19860101, Vol.2nd ed., Pag.1612 - 1616	
	35	Bokhari , S. A. ; Zürcher , J. F. ; Mosig , J. R. et al, A small microstrip patch antenna with a convenient tuning option, Antennas and Propagation, IEEE Transactions on, 19961101	
	36	Borja , C., Fractal microstrip antennas : Antenas fractales microstrip, Universitat Politecnica de Catalunya (UPC), 19970701	
	37	Borja , C., High directivity fractal boundary microstrip patch antenna, Electronics Letters, 20000427, Vol.36, No.9	
	38	Borja , C., MSPK product, Fractus - Telefonica, 19980101	
	39	Borja , C., Panel 01, Fractus - Telefonica, 19980101	

INFORMATION DISCLOSURE STATEMENT BY APPLICANT (Not for submission under 37 CFR 1.99)		
	Application Number	
	Filing Date	
	First Named Inventor	Carles PUENTE BALIARDA
	Art Unit	
	Examiner Name	
	Attorney Docket Number	0690.0023CN5

	40	Borja , C. ; Puente , C., Iterative network models to predict the performance of Sierpinski fractal antennas and networks, Antennas and Propagation Society (APS), 1999. IEEE International Symposium, 19990711	
	41	Borowski , E. J., Dictionary of Mathematics, Collins - Case 6:09-cv-00203-LED-JDL, 19890101, Pag. 456-457	
	42	Boshoff , H., A fast box counting algorithm for determining the fractal dimension of sampled continuous functions, IEEE, 19920101	
	43	Braun , C. ; Engblom , G. ; Beckman , C., Antenna diversity for mobile telephones, Antennas and Propagation Society (APS), 1998. IEEE International Symposium, 19980601	
	44	Breden , R. et al., Multiband printed antenna for vehicles, University of Kent, 20000103	
	45	Breden , R. et al., Printed fractal antennas, Antennas and Propagation, 1999. IEE National Conference on, 19990401	
	46	Brown, A., A high-performance integrated K-band diplexer, Microwave Theory and Techniques, IEEE Transactions on, 19990808, Vol.47	
	47	Buchholz , M. et al, Analysis, realisation and measurement of broadband miniature antennas for digital TV receivers in handheld terminals, Broadband Multimedia Systems and Broadcasting Preliminary Program (BMSB), 2006. IEEE International Symposium on, 20060406	
	48	Buczkowski , S. ; Hildgen , P. ; Cartilier , L., Measurements of fractal dimension by box-counting: a critical analysis of data scatter, Physica A, 19980401, Vol.252	
	49	Buczkowski , S. ; Kyriacos , S. ; Nekka , F. ; Cartilier , L., The modified box-countig method: analysis of some characteristic parameters, Pattern Recognition, 19980420, Vol.31, Pag.411-418(8)	
	50	Burnett , G. F., Antenna installations on super constellation airbone early warning and control aircraft, USAF Antenna Research and Development Program, 4th , 1954. Symposium on the, 19541017	

INFORMATION DISCLOSURE STATEMENT BY APPLICANT (**Not for submission under 37 CFR 1.99)**		
	Application Number	
	Filing Date	
	First Named Inventor	Carles PUENTE BALIARDA
	Art Unit	
	Examiner Name	
	Attorney Docket Number	0690.0023CN5

If you wish to add additional non-patent literature document citation information please click the Add button	Add		
EXAMINER SIGNATURE			
Examiner Signature		Date Considered	

*EXAMINER: Initial if reference considered, whether or not citation is in conformance with MPEP 609. Draw line through a citation if not in conformance and not considered. Include copy of this form with next communication to applicant.

[1] See Kind Codes of USPTO Patent Documents at www.USPTO.GOV or MPEP 901.04. [2] Enter office that issued the document, by the two-letter code (WIPO Standard ST.3). [3] For Japanese patent documents, the indication of the year of the reign of the Emperor must precede the serial number of the patent document. [4] Kind of document by the appropriate symbols as indicated on the document under WIPO Standard ST.16 if possible. [5] Applicant is to place a check mark here if English language translation is attached.

INFORMATION DISCLOSURE STATEMENT BY APPLICANT (Not for submission under 37 CFR 1.99)		
	Application Number	
	Filing Date	
	First Named Inventor	Carles PUENTE BALIARDA
	Art Unit	
	Examiner Name	
	Attorney Docket Number	0690.0023CN5

CERTIFICATION STATEMENT

Please see 37 CFR 1.97 and 1.98 to make the appropriate selection(s):

That each item of information contained in the information disclosure statement was first cited in any communication from a foreign patent office in a counterpart foreign application not more than three months prior to the filing of the information disclosure statement. See 37 CFR 1.97(e)(1).

OR

☐ That no item of information contained in the information disclosure statement was cited in a communication from a foreign patent office in a counterpart foreign application, and, to the knowledge of the person signing the certification after making reasonable inquiry, no item of information contained in the information disclosure statement was known to any individual designated in 37 CFR 1.56(c) more than three months prior to the filing of the information disclosure statement. See 37 CFR 1.97(e)(2).

See attached certification statement.

The fee set forth in 37 CFR 1.17 (p) has been submitted herewith.

☒ A certification statement is not submitted herewith.

SIGNATURE

A signature of the applicant or representative is required in accordance with CFR 1.33, 10.18. Please see CFR 1.4(d) for the form of the signature.

Signature	/Patrick J. Finnan/	Date (YYYY-MM-DD)	2021-04-30
Name/Print	Patrick J. Finnan	Registration Number	39189

This collection of information is required by 37 CFR 1.97 and 1.98. The information is required to obtain or retain a benefit by the public which is to file (and by the USPTO to process) an application. Confidentiality is governed by 35 U.S.C. 122 and 37 CFR 1.14. This collection is estimated to take 1 hour to complete, including gathering, preparing and submitting the completed application form to the USPTO. Time will vary depending upon the individual case. Any comments on the amount of time you require to complete this form and/or suggestions for reducing this burden, should be sent to the Chief Information Officer, U.S. Patent and Trademark Office, U.S. Department of Commerce, P.O. Box 1450, Alexandria, VA 22313-1450. DO NOT SEND FEES OR COMPLETED FORMS TO THIS ADDRESS. **SEND TO: Commissioner for Patents, P.O. Box 1450, Alexandria, VA 22313-1450.**

Privacy Act Statement

The Privacy Act of 1974 (P.L. 93-579) requires that you be given certain information in connection with your submission of the attached form related to a patent application or patent. Accordingly, pursuant to the requirements of the Act, please be advised that: (1) the general authority for the collection of this information is 35 U.S.C. 2(b)(2); (2) furnishing of the information solicited is voluntary; and (3) the principal purpose for which the information is used by the U.S. Patent and Trademark Office is to process and/or examine your submission related to a patent application or patent. If you do not furnish the requested information, the U.S. Patent and Trademark Office may not be able to process and/or examine your submission, which may result in termination of proceedings or abandonment of the application or expiration of the patent.

The information provided by you in this form will be subject to the following routine uses:

1. The information on this form will be treated confidentially to the extent allowed under the Freedom of Information Act (5 U.S.C. 552) and the Privacy Act (5 U.S.C. 552a). Records from this system of records may be disclosed to the Department of Justice to determine whether the Freedom of Information Act requires disclosure of these record s.

2. A record from this system of records may be disclosed, as a routine use, in the course of presenting evidence to a court, magistrate, or administrative tribunal, including disclosures to opposing counsel in the course of settlement negotiations.

3. A record in this system of records may be disclosed, as a routine use, to a Member of Congress submitting a request involving an individual, to whom the record pertains, when the individual has requested assistance from the Member with respect to the subject matter of the record.

4. A record in this system of records may be disclosed, as a routine use, to a contractor of the Agency having need for the information in order to perform a contract. Recipients of information shall be required to comply with the requirements of the Privacy Act of 1974, as amended, pursuant to 5 U.S.C. 552a(m).

5. A record related to an International Application filed under the Patent Cooperation Treaty in this system of records may be disclosed, as a routine use, to the International Bureau of the World Intellectual Property Organization, pursuant to the Patent Cooperation Treaty.

6. A record in this system of records may be disclosed, as a routine use, to another federal agency for purposes of National Security review (35 U.S.C. 181) and for review pursuant to the Atomic Energy Act (42 U.S.C. 218(c)).

7. A record from this system of records may be disclosed, as a routine use, to the Administrator, General Services, or his/her designee, during an inspection of records conducted by GSA as part of that agency's responsibility to recommend improvements in records management practices and programs, under authority of 44 U.S.C. 2904 and 2906. Such disclosure shall be made in accordance with the GSA regulations governing inspection of records for this purpose, and any other relevant (i.e., GSA or Commerce) directive. Such disclosure shall not be used to make determinations about individuals.

8. A record from this system of records may be disclosed, as a routine use, to the public after either publication of the application pursuant to 35 U.S.C. 122(b) or issuance of a patent pursuant to 35 U.S.C. 151. Further, a record may be disclosed, subject to the limitations of 37 CFR 1.14, as a routine use, to the public if the record was filed in an application which became abandoned or in which the proceedings were terminated and which application is referenced by either a published application, an application open to public inspections or an issued patent.

9. A record from this system of records may be disclosed, as a routine use, to a Federal, State, or local law enforcement agency, if the USPTO becomes aware of a violation or potential violation of law or regulation.

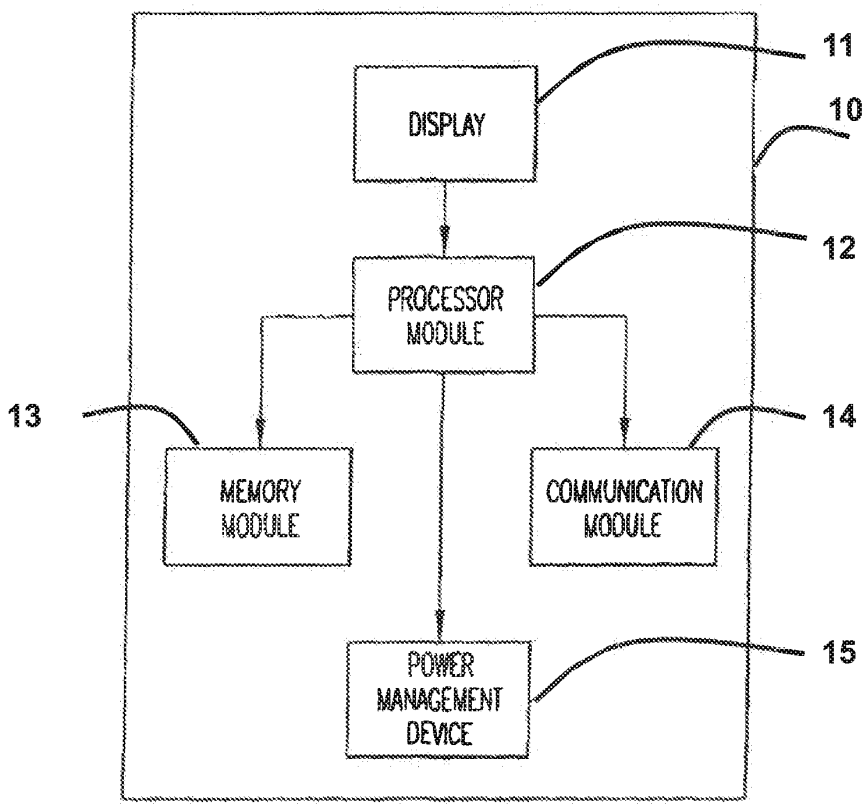
11
10
DISPLAY
12
PROCESSOR MODULE
13
14
MEMORY MODULE
COMMUNICATION MODULE
15
POWER MANAGEMENT DEVICE

FIG. 1A

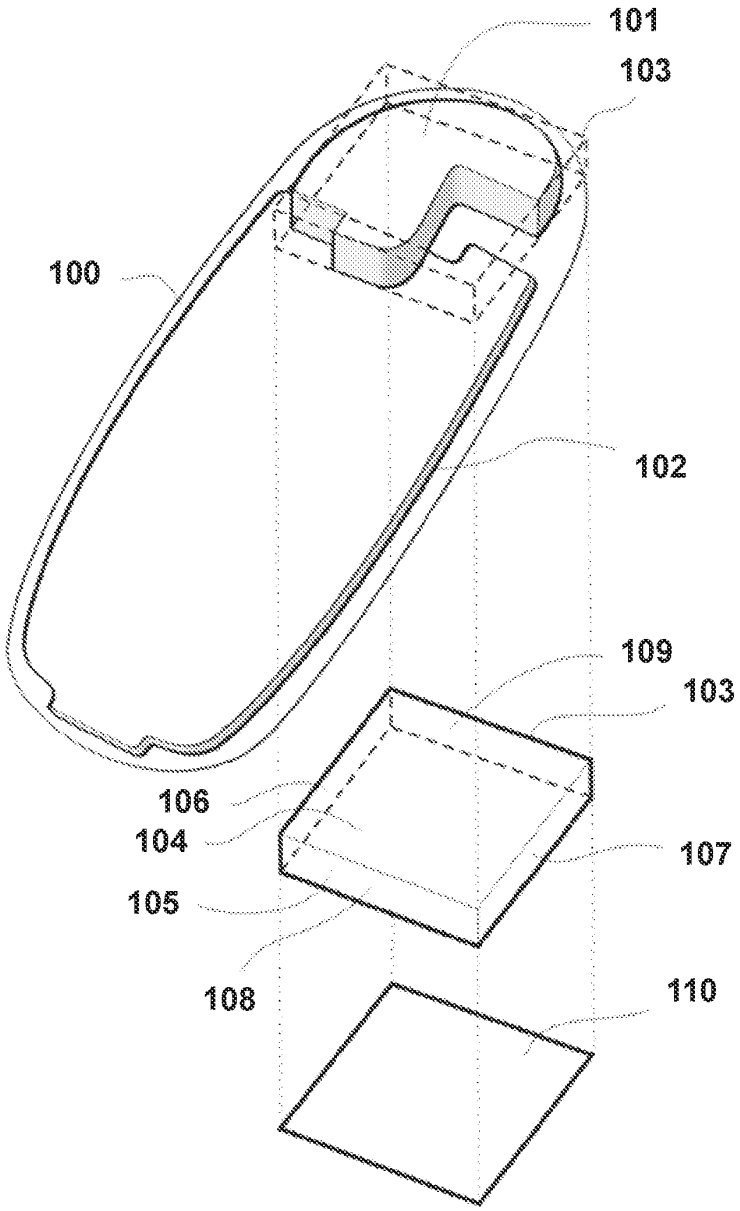

FIG. 1B

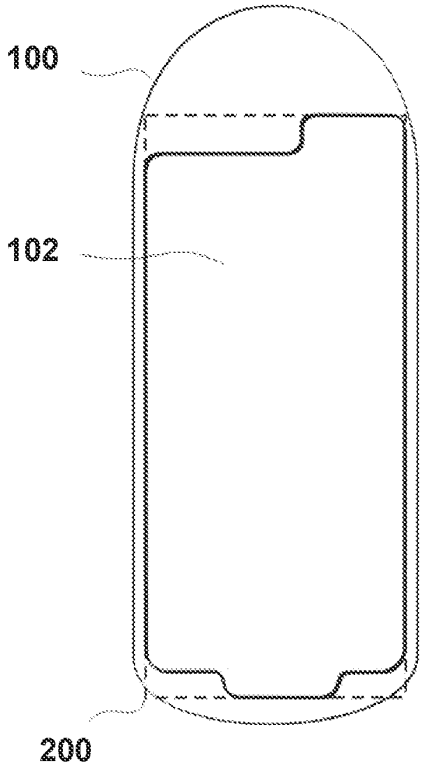

FIG. 2A

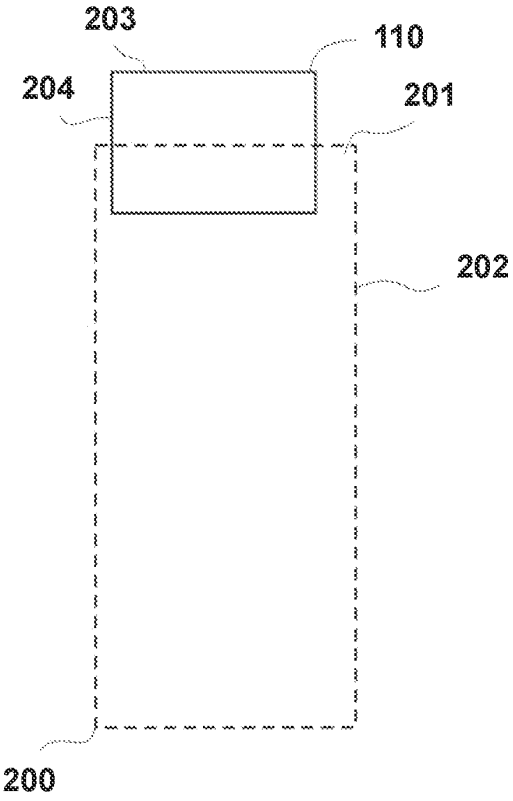

FIG. 2B

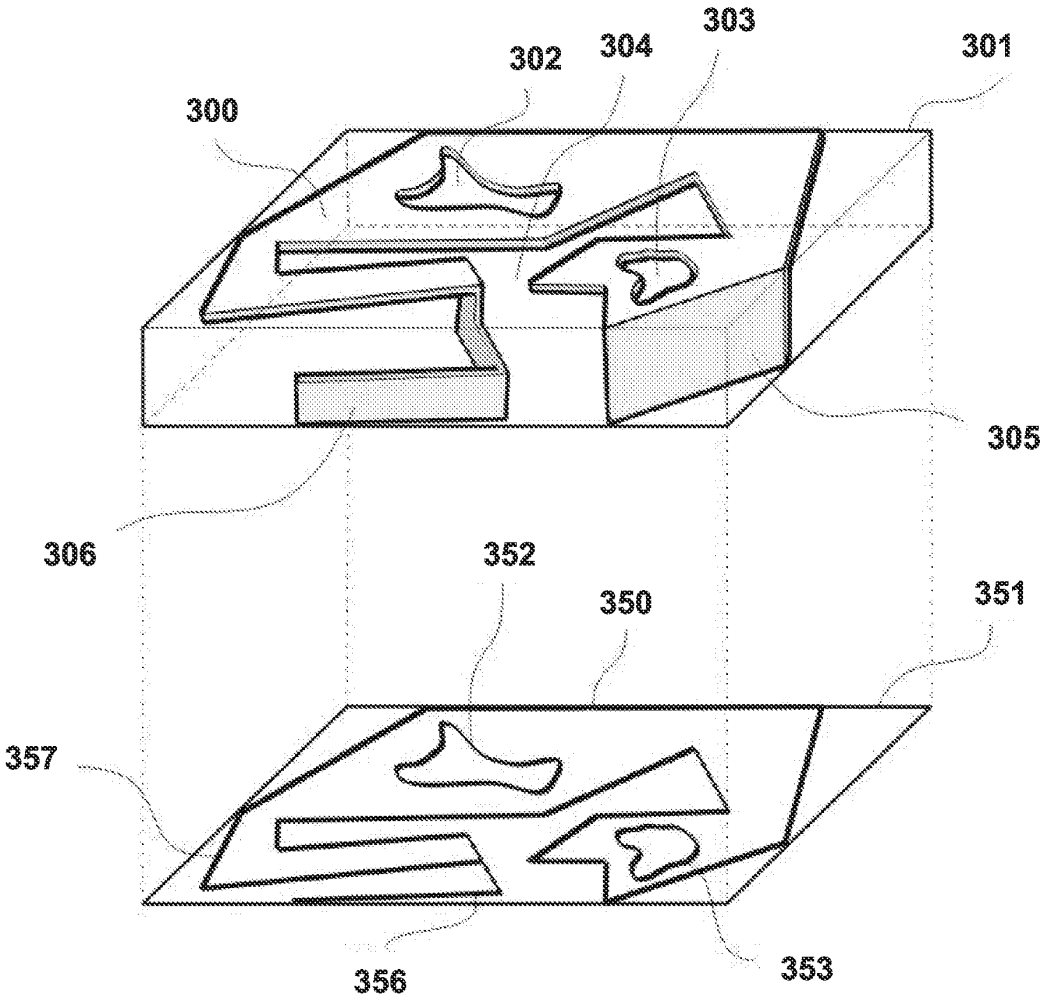

FIG. 3

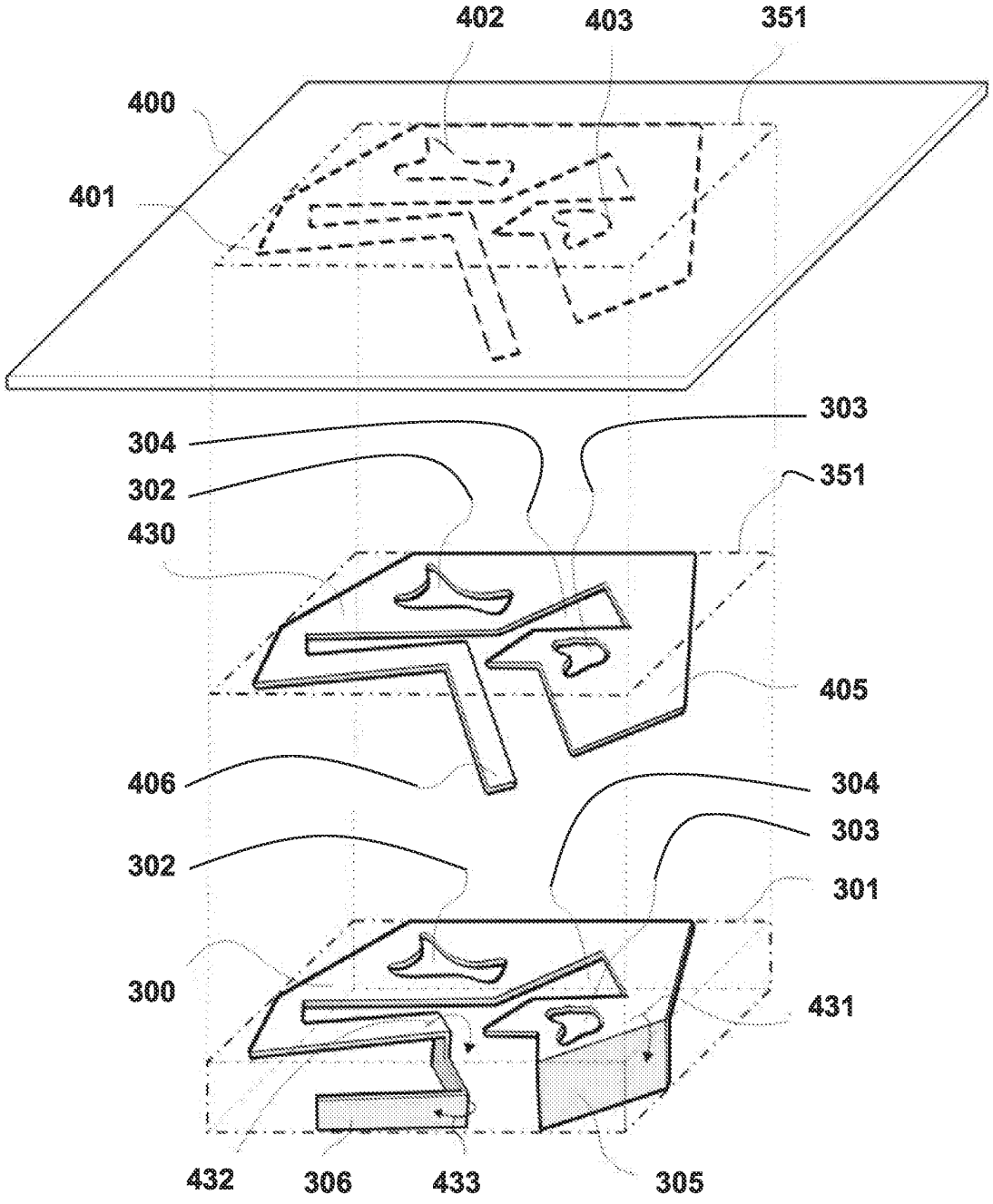
402
403
351
400
401
303
304
302
351
430
405
406
304
303
302
301
300
431
432
306
433
305

FIG. 4

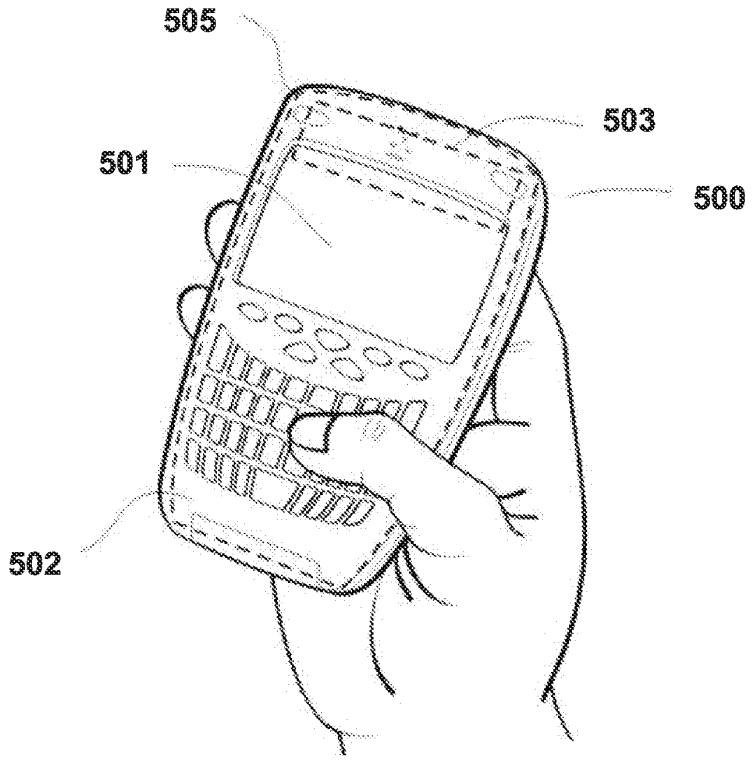

FIG. 5A

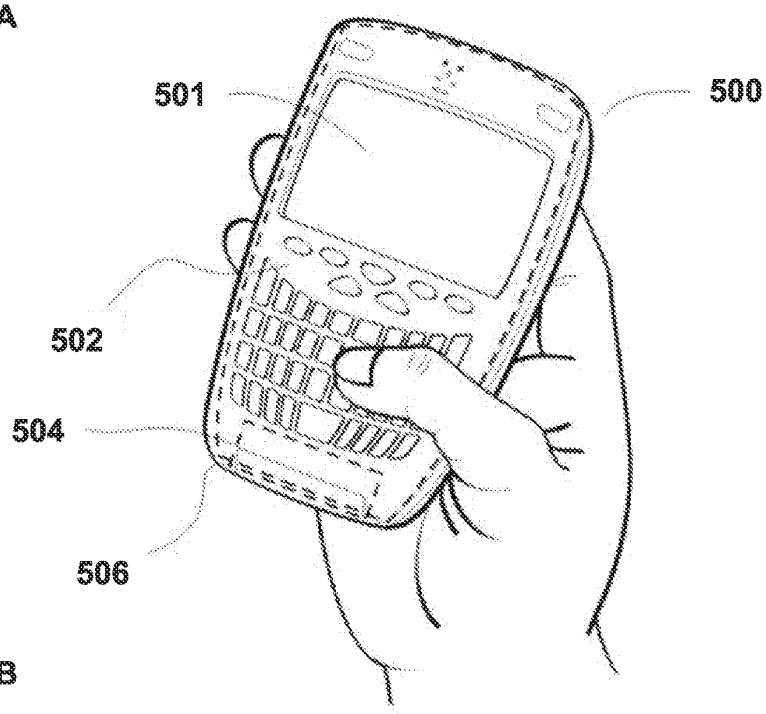

FIG. 5B

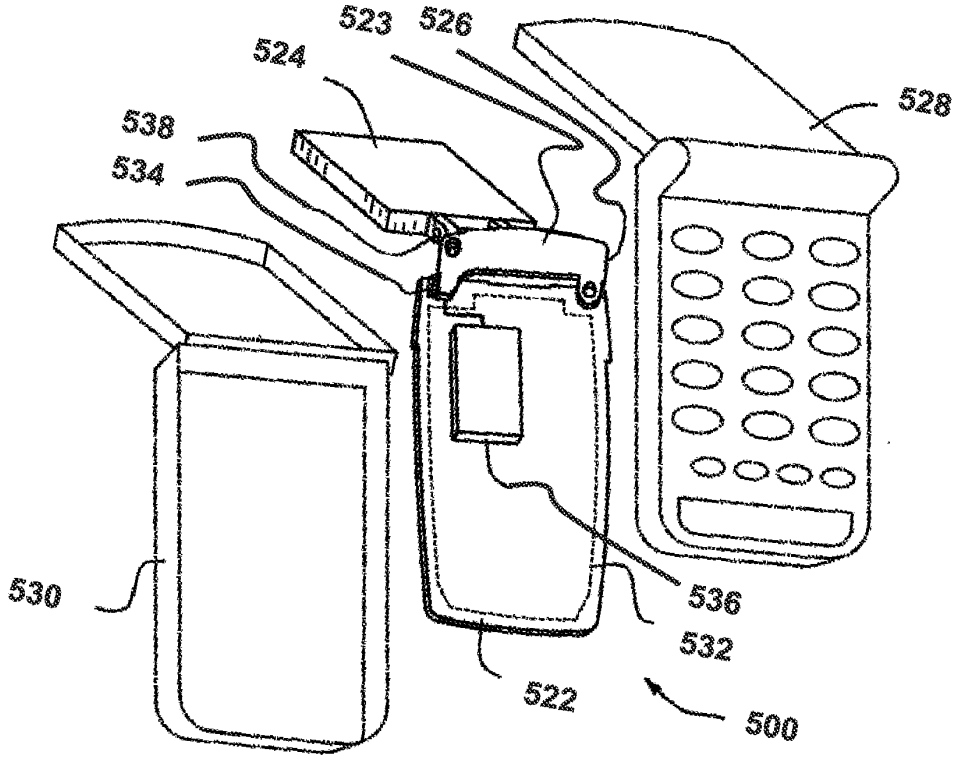

FIG. 5C

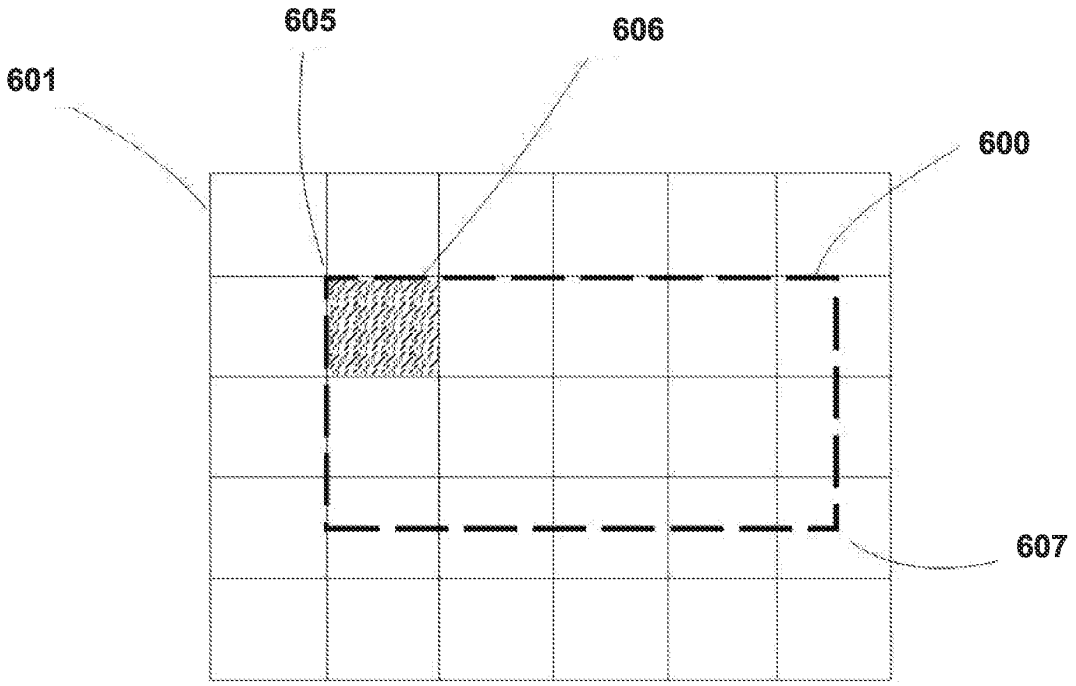

FIG. 6A

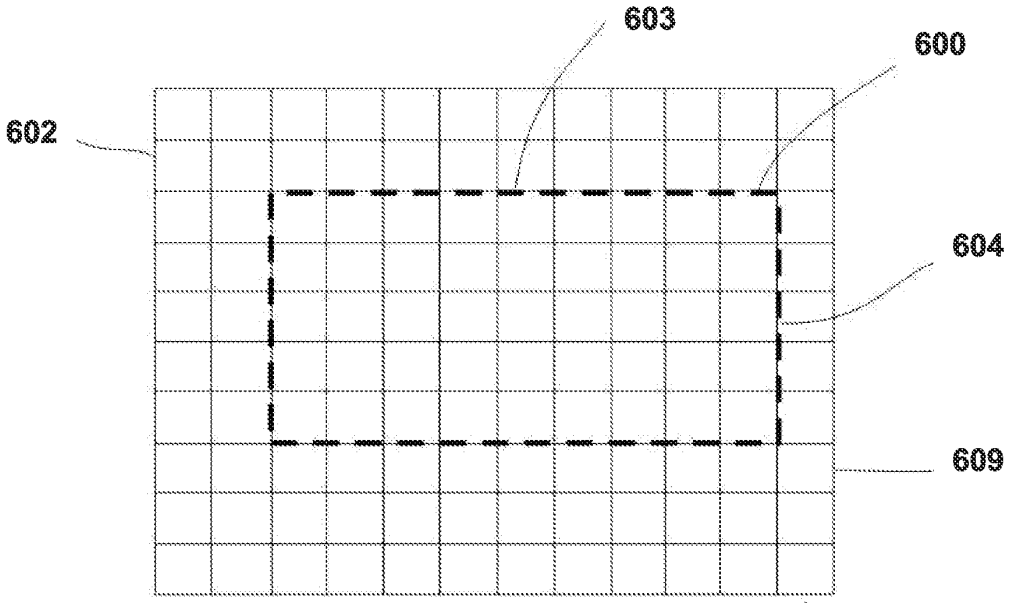

FIG. 6B

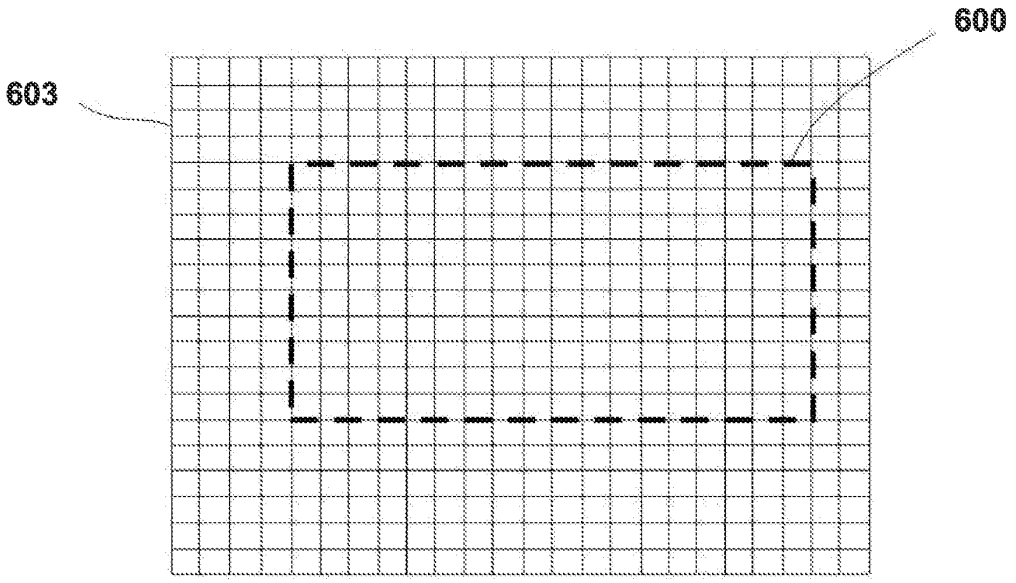
600
603

FIG. 6C

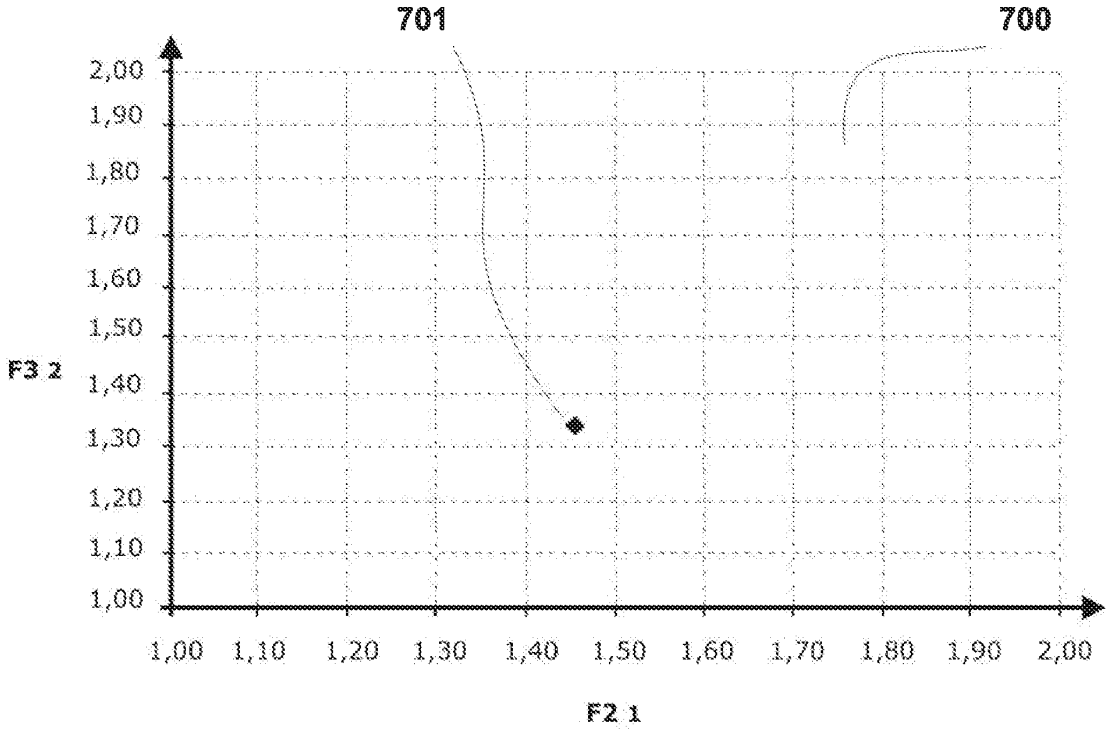
701
700
2,00
1,90
1,80
1,70
1,60
1,50
1,40
1,30
1,20
1,10
1,00
F3 2
1,00 1,10 1,20 1,30 1,40 1,50 1,60 1,70 1,80 1,90 2,00
F2 1

FIG. 7

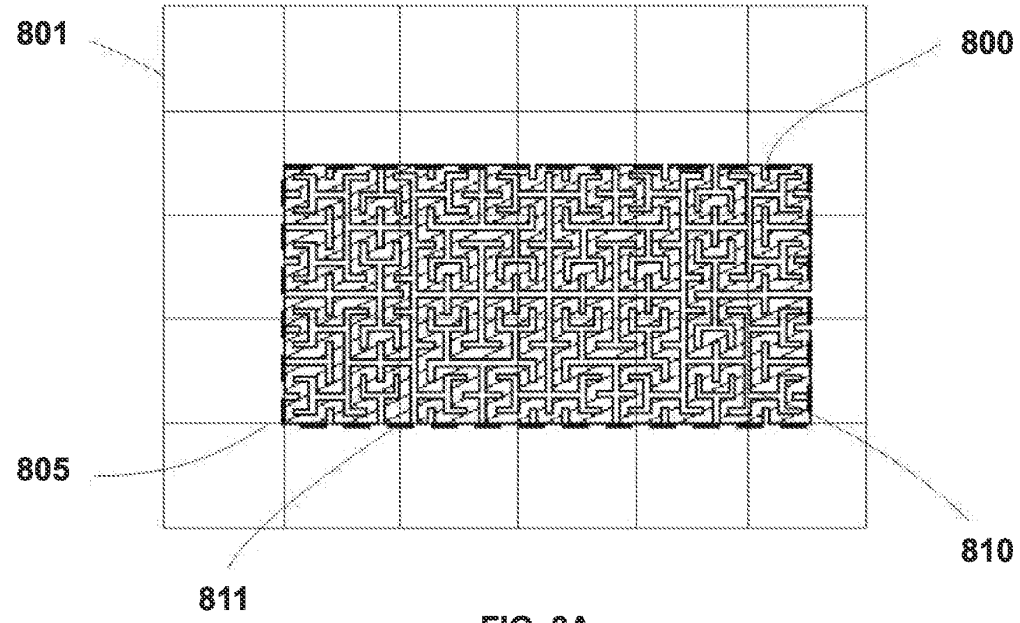

FIG. 8A

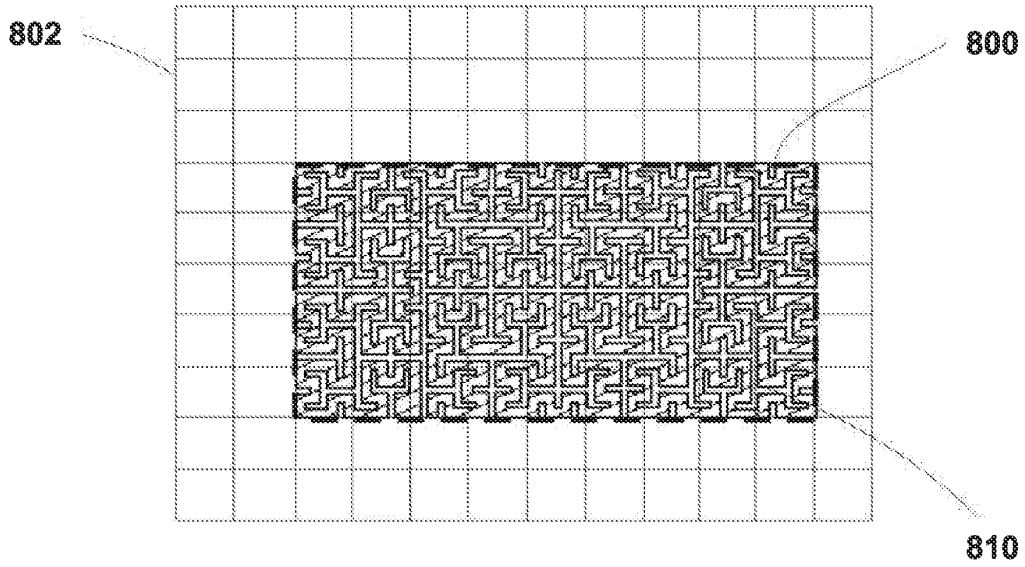

FIG. 8B

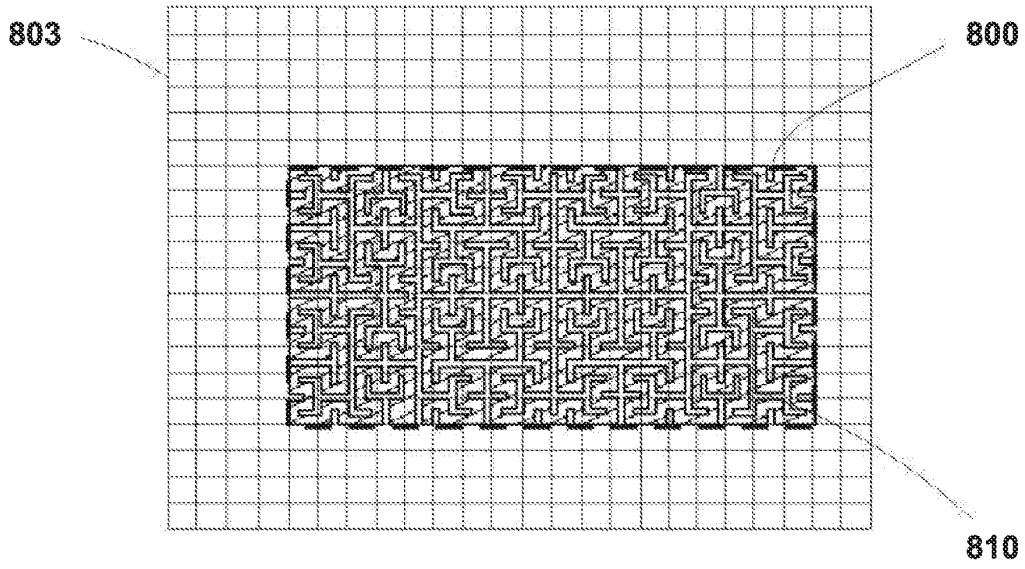

FIG. 8C

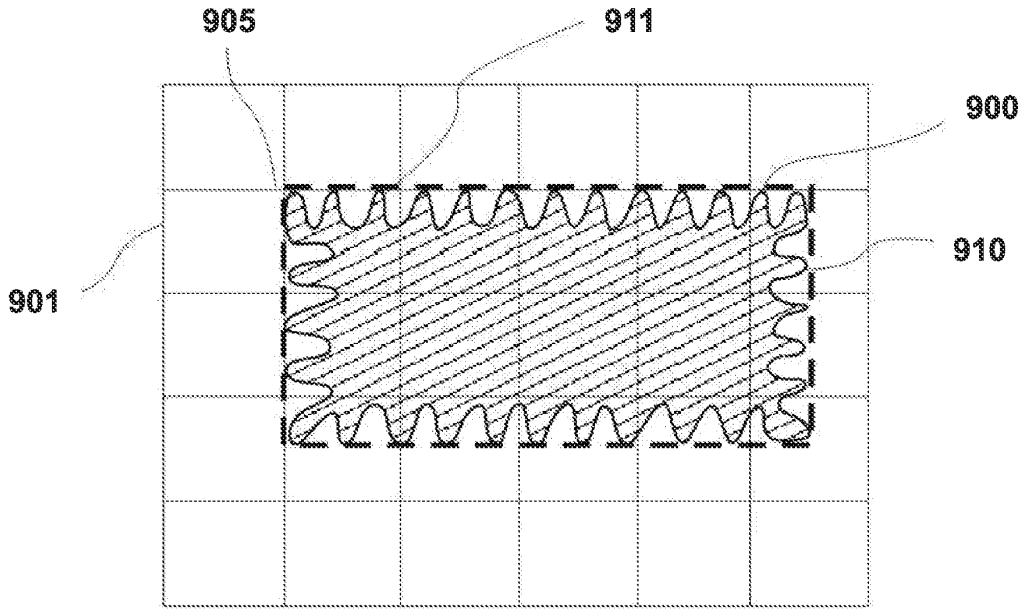

FIG. 9A

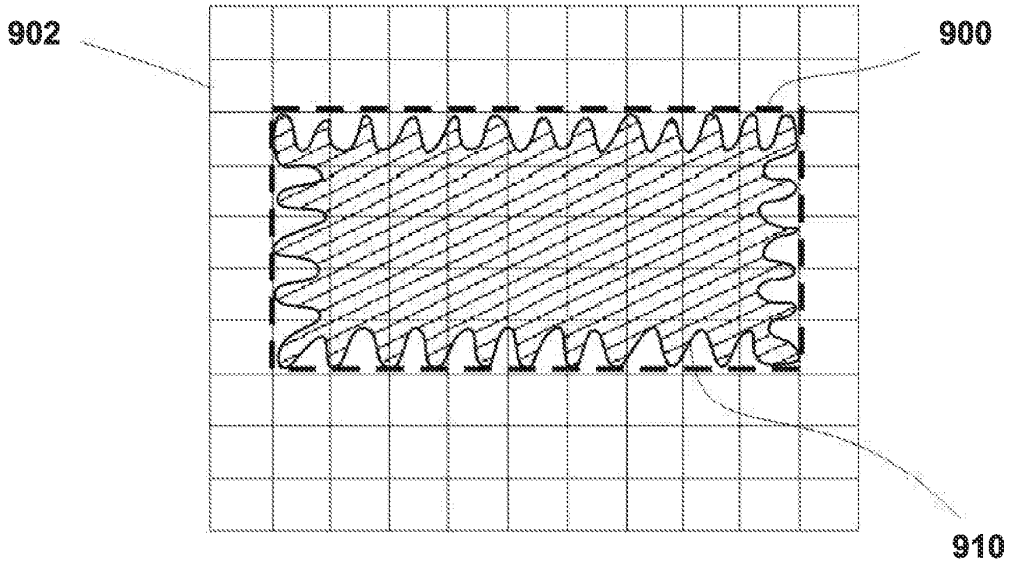

FIG. 9B

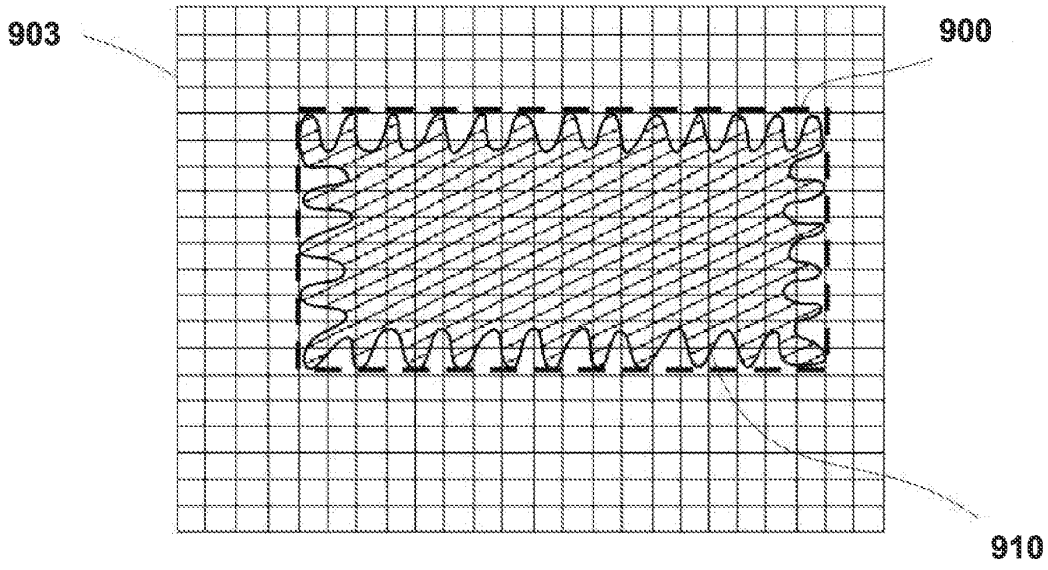

FIG. 9C

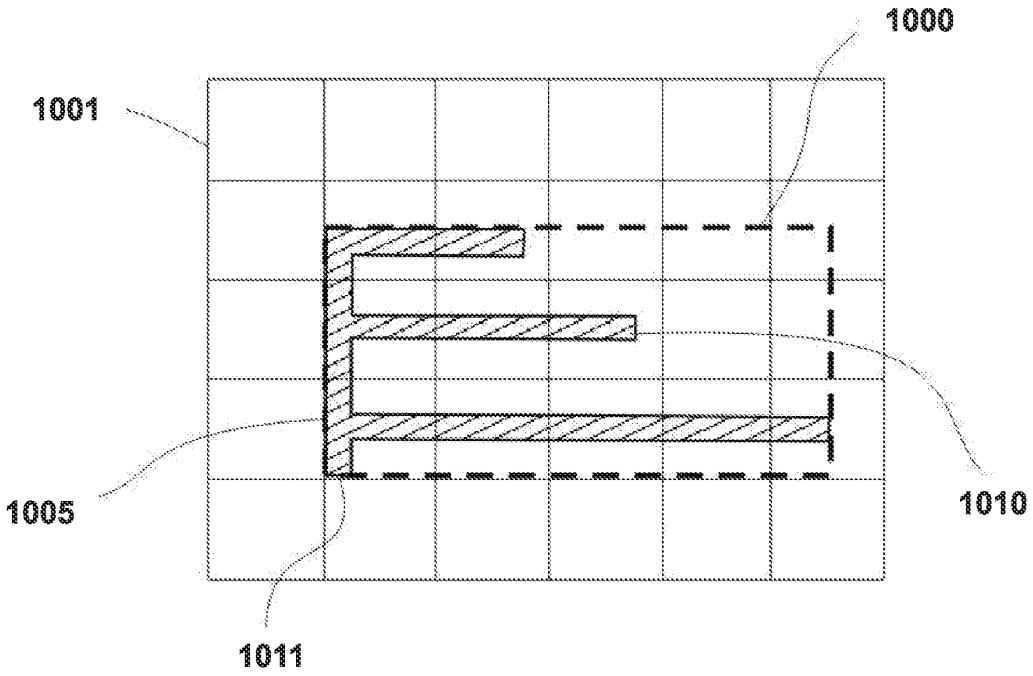

FIG. 10A

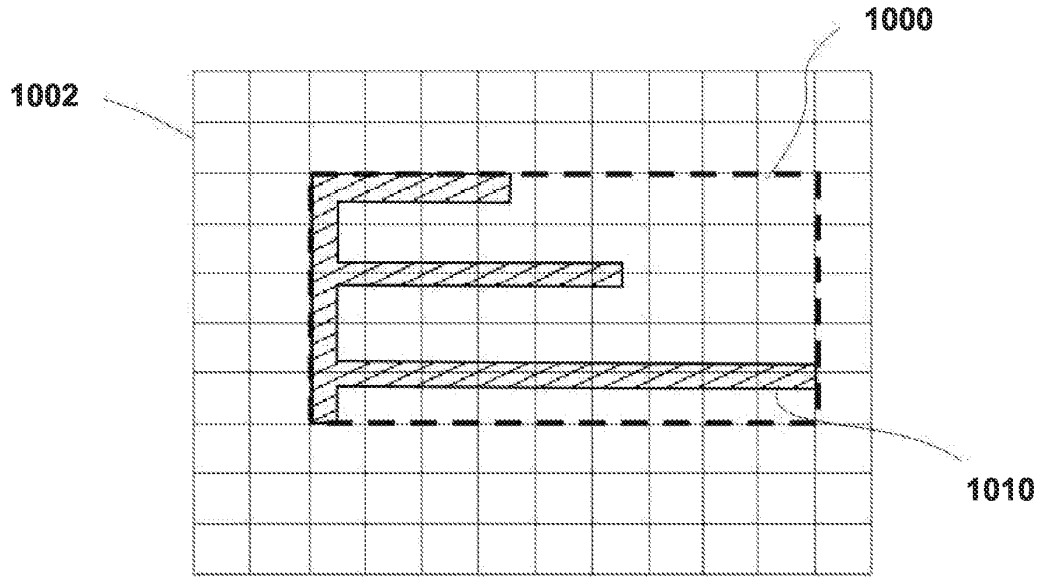

FIG. 10B

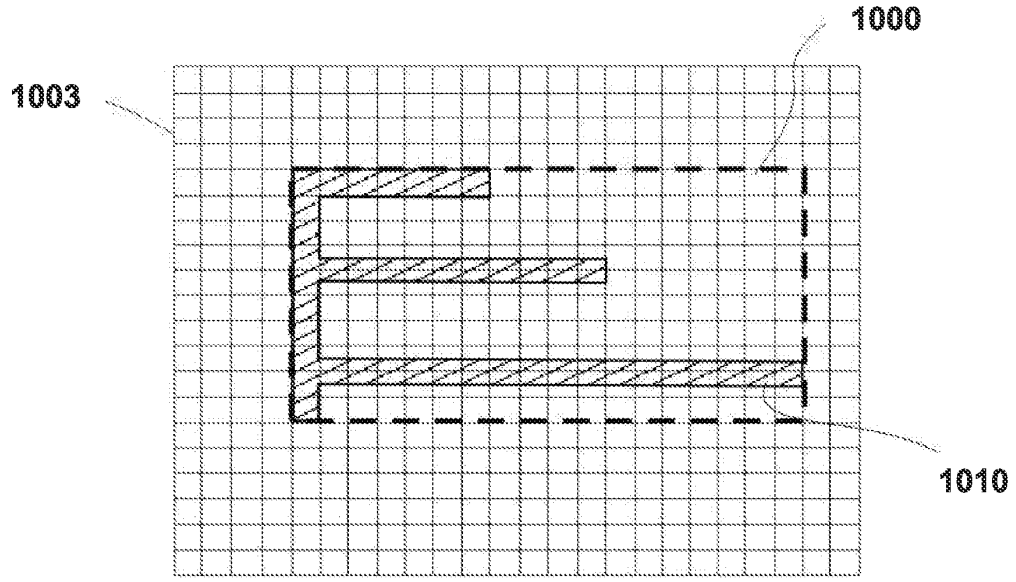

FIG. 10C

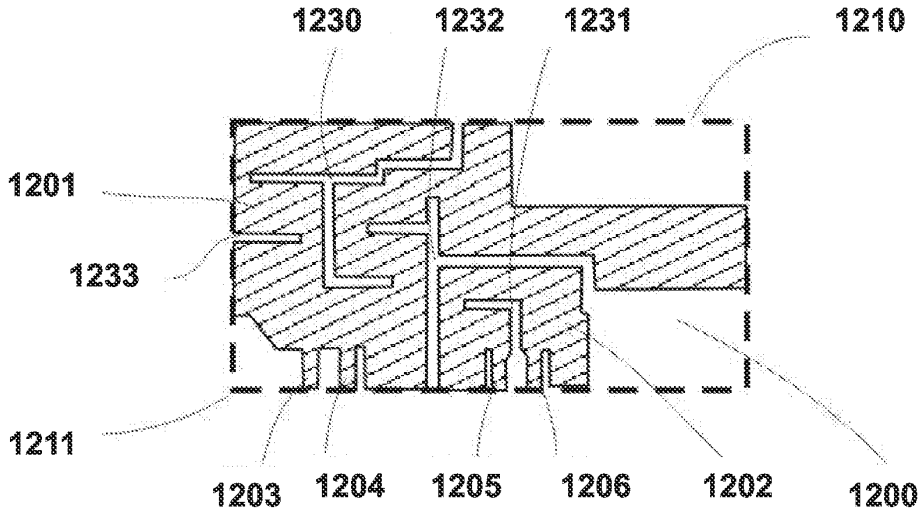

FIG. 12A

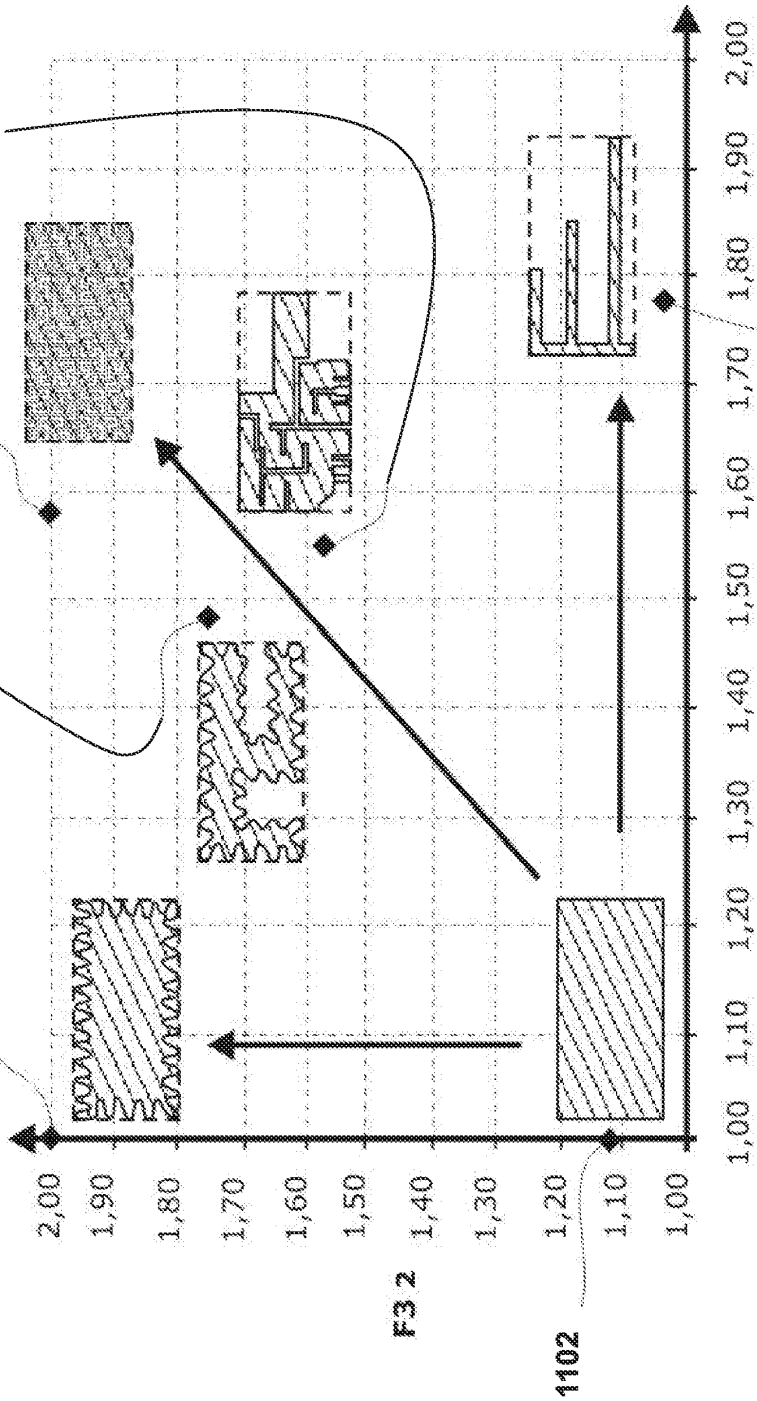
1501
1101
1502
1103
1102
1104
F3 2
F2 1
2,00
1,90
1,80
1,70
1,60
1,50
1,40
1,30
1,20
1,10
1,00

FIG. 11

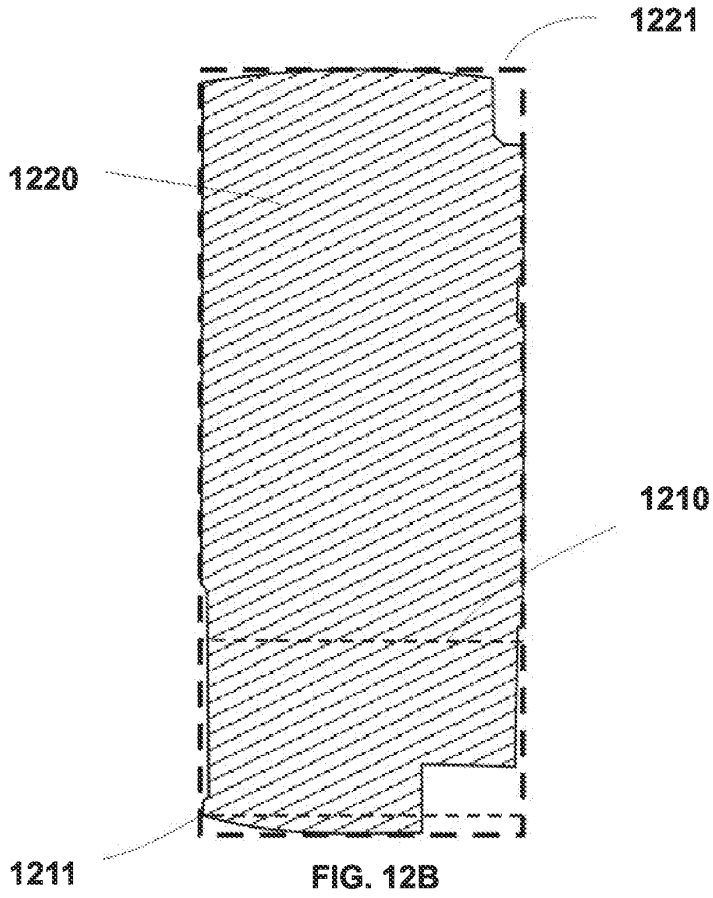

FIG. 12B

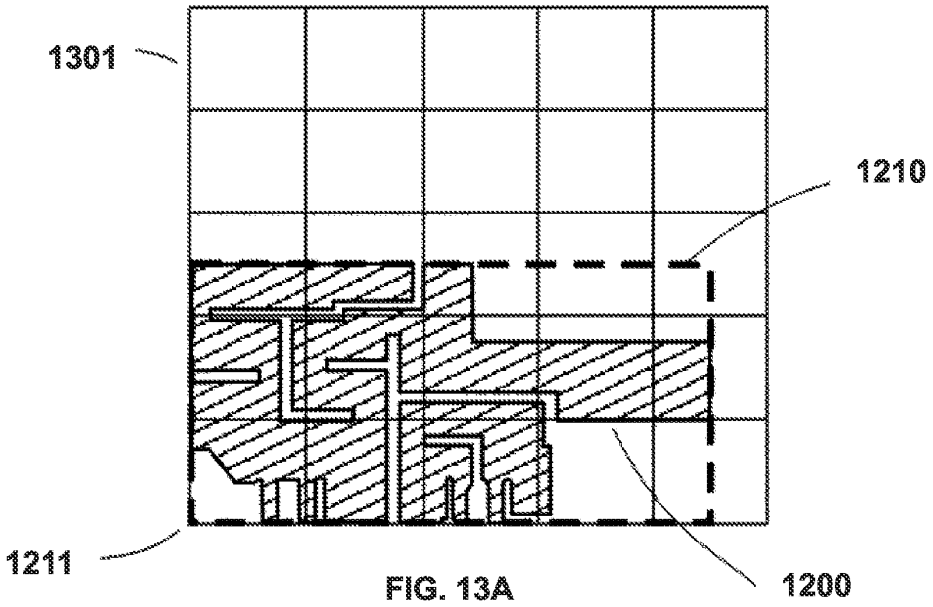

FIG. 13A

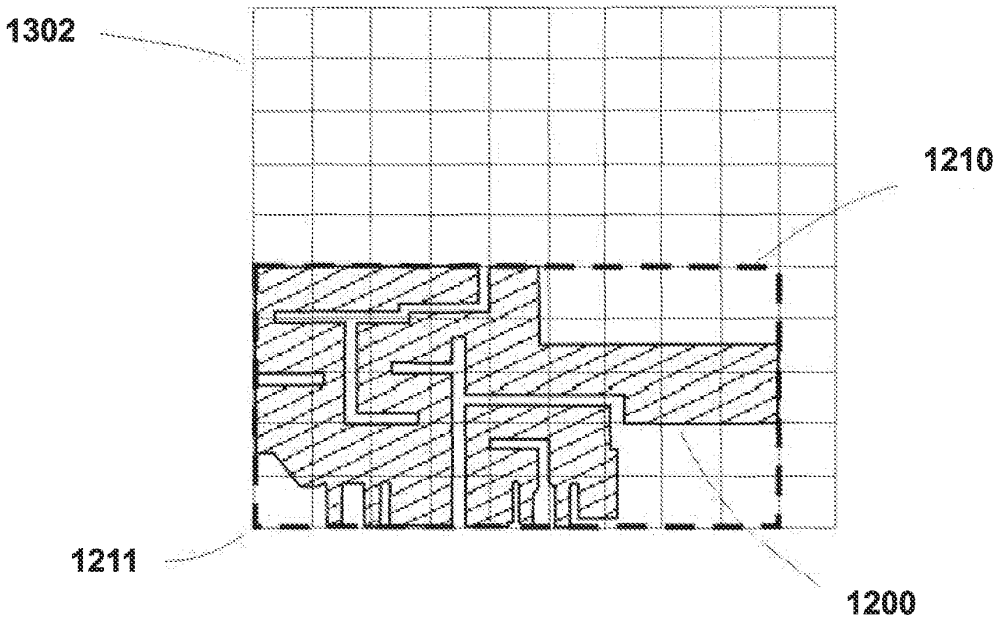

FIG. 13B

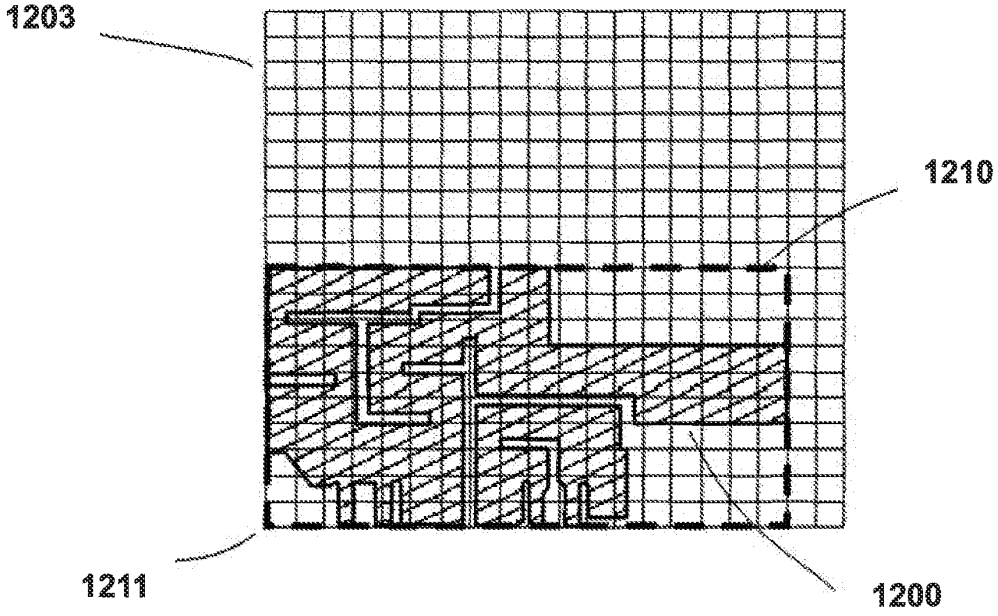

FIG. 13C

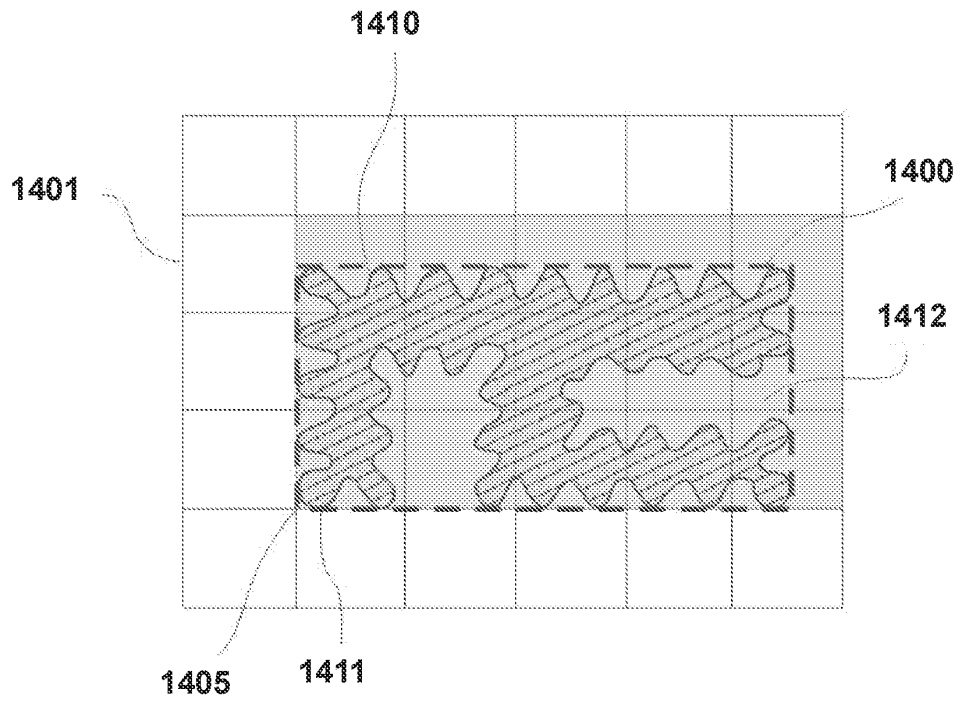

FIG. 14A

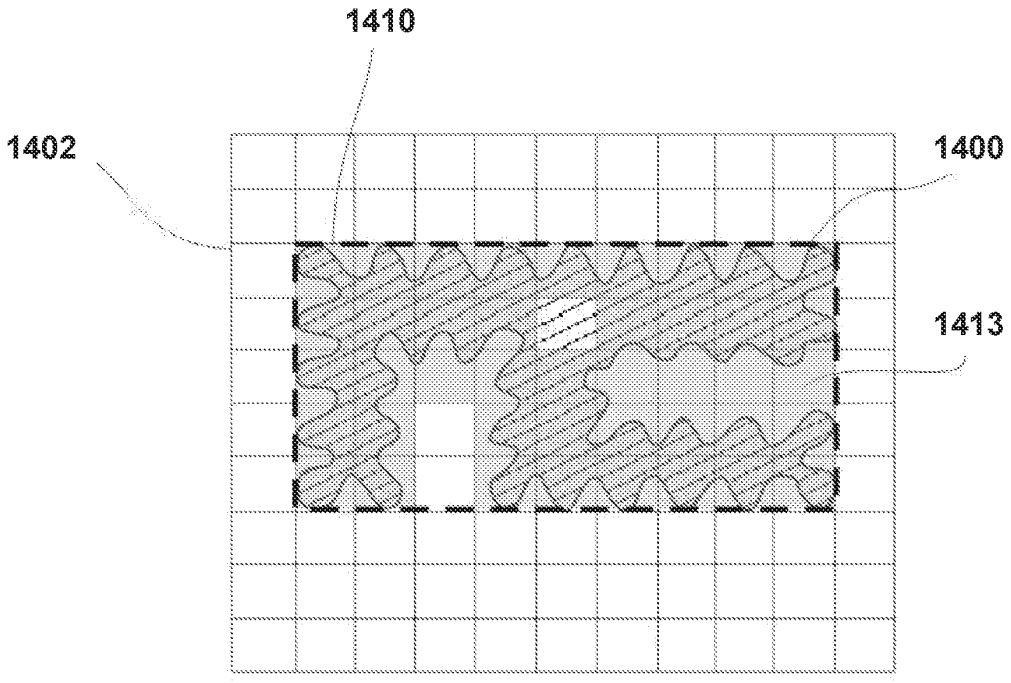

FIG. 14B

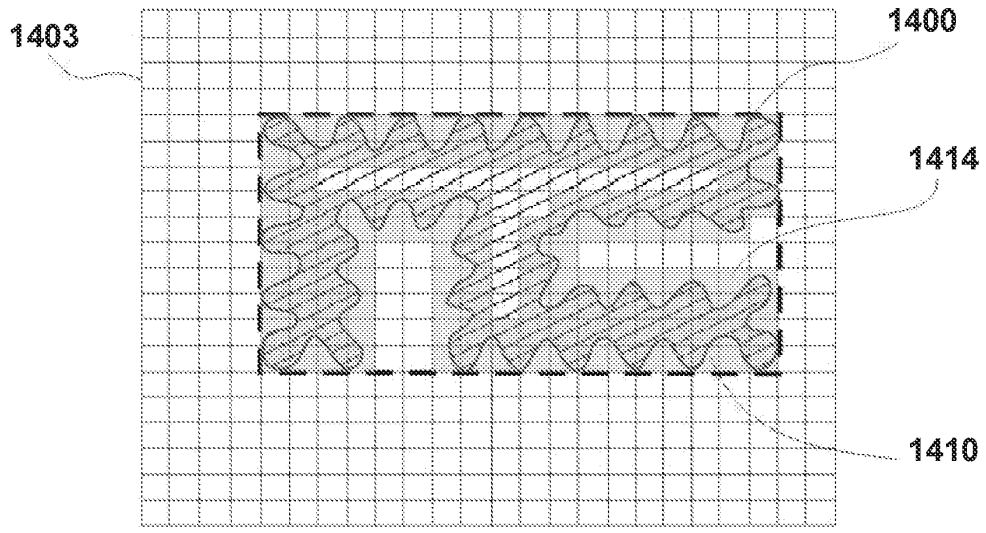

FIG. 14C

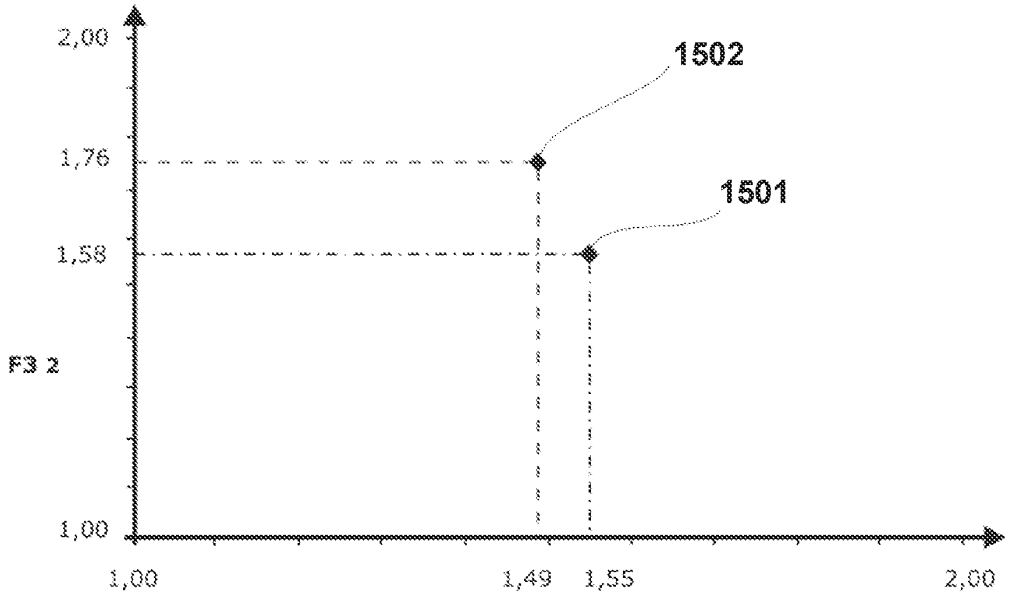

FIG. 15

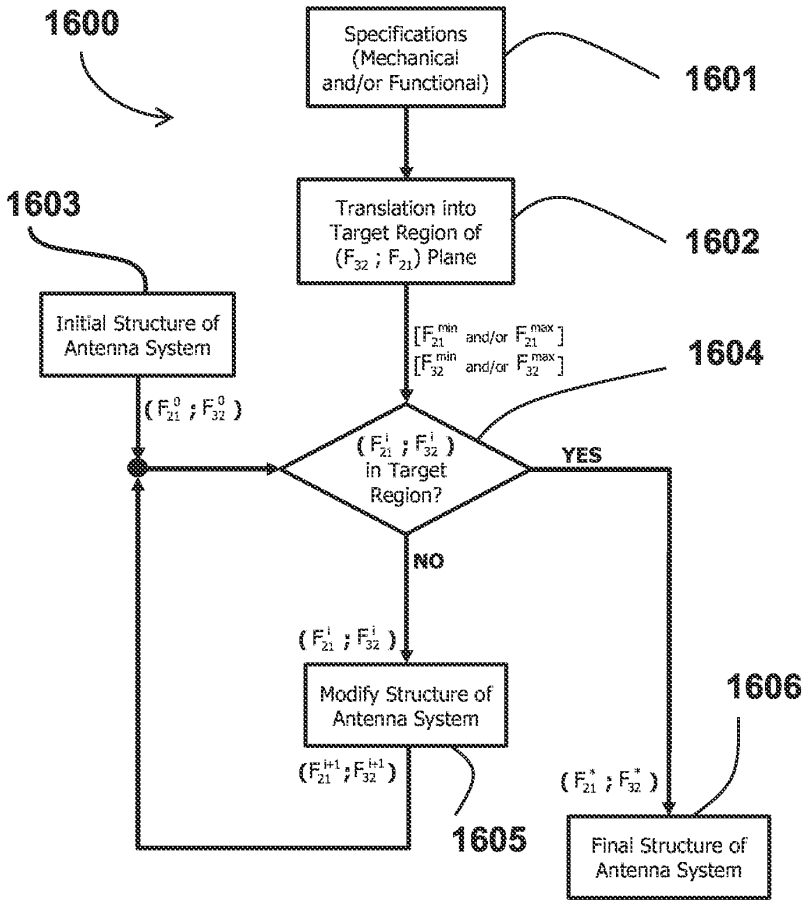
1600
Specifications (Mechanical and/or Functional)
1601
Translation into Target Region of (F_{32} ; F_{21}) Plane
1602
1603
Initial Structure of Antenna System
$[F_{21}^{min}$ and/or $F_{21}^{max}]$
$[F_{32}^{min}$ and/or $F_{32}^{max}]$
1604
$(F_{21}^{0}$; $F_{32}^{0})$
$(F_{21}^{i}$; $F_{32}^{i})$ in Target Region?
YES
NO
$(F_{21}^{i}$; $F_{32}^{i})$
Modify Structure of Antenna System
1606
$(F_{21}^{i+1}$; $F_{32}^{i+1})$
1605
$(F_{21}^{*}$; $F_{32}^{*})$
Final Structure of Antenna System

FIG. 16

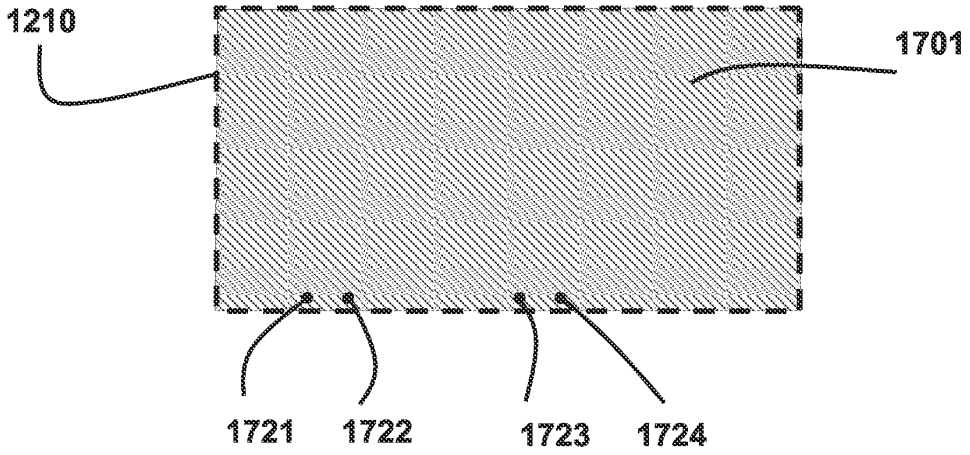

FIG. 17A

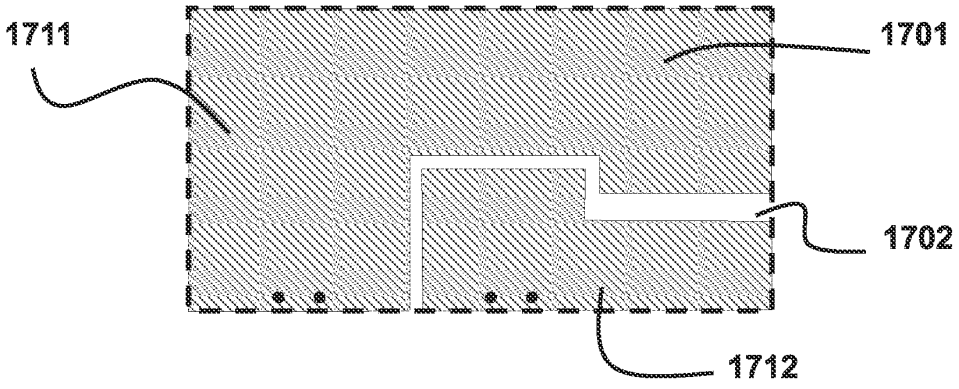

FIG. 17B

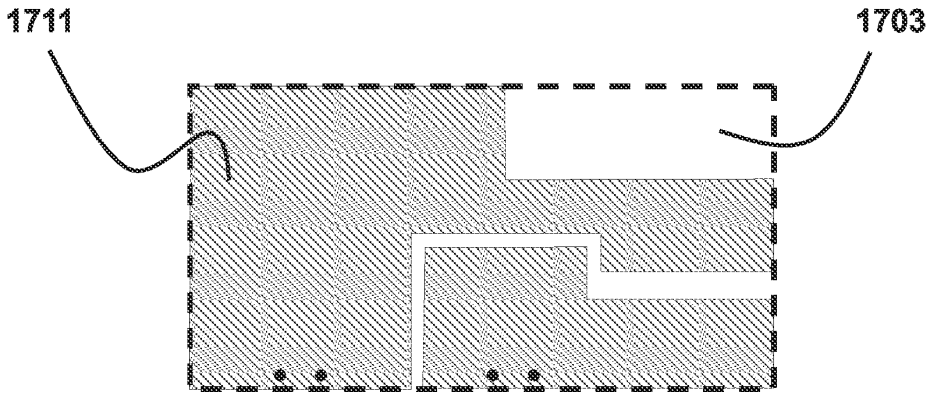

FIG. 17C

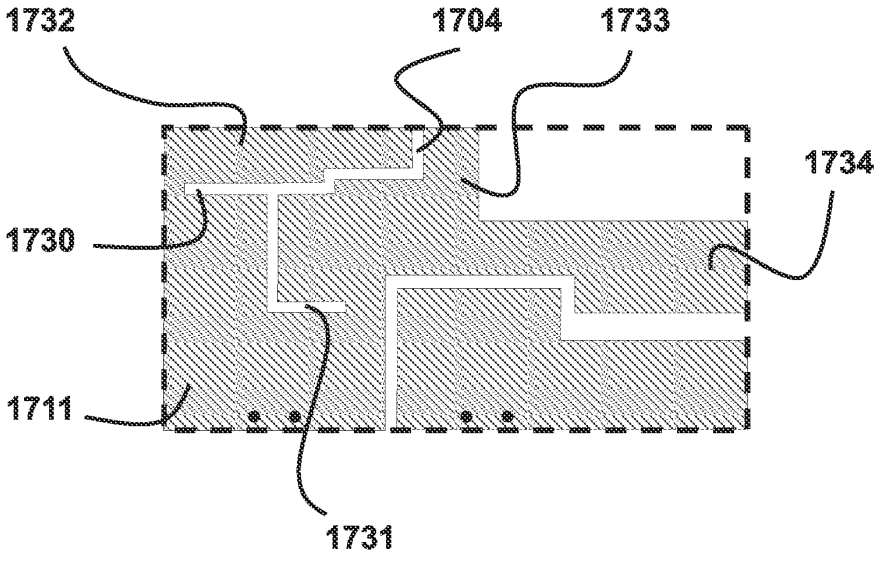

FIG. 17D

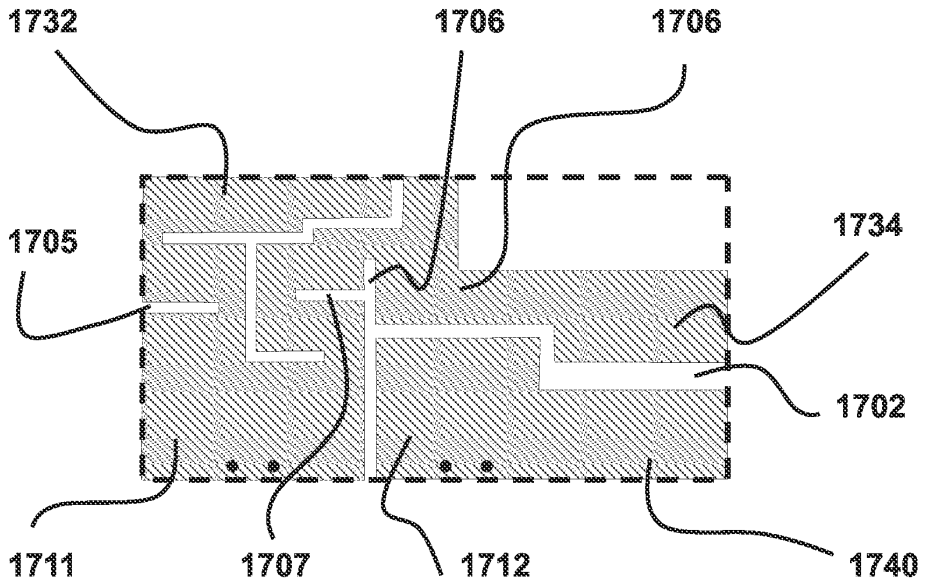

FIG. 17E

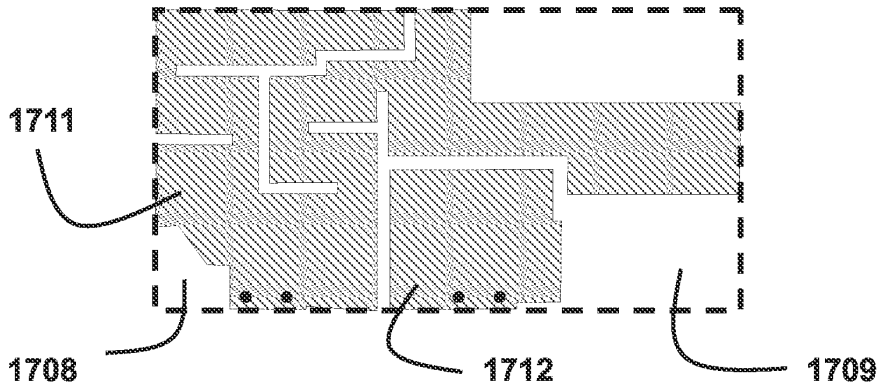

FIG. 17F

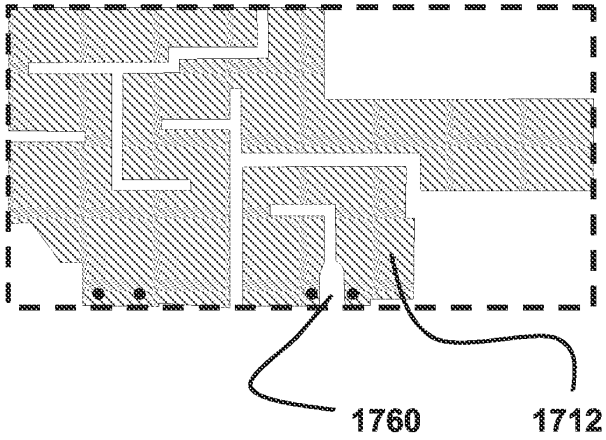

FIG. 17G

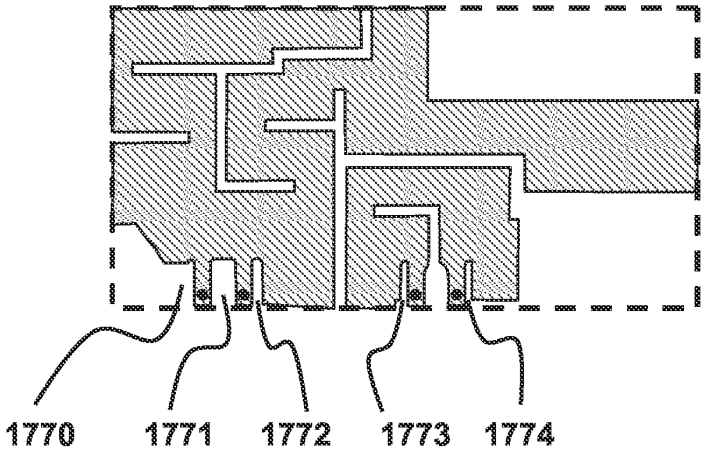

FIG. 17H

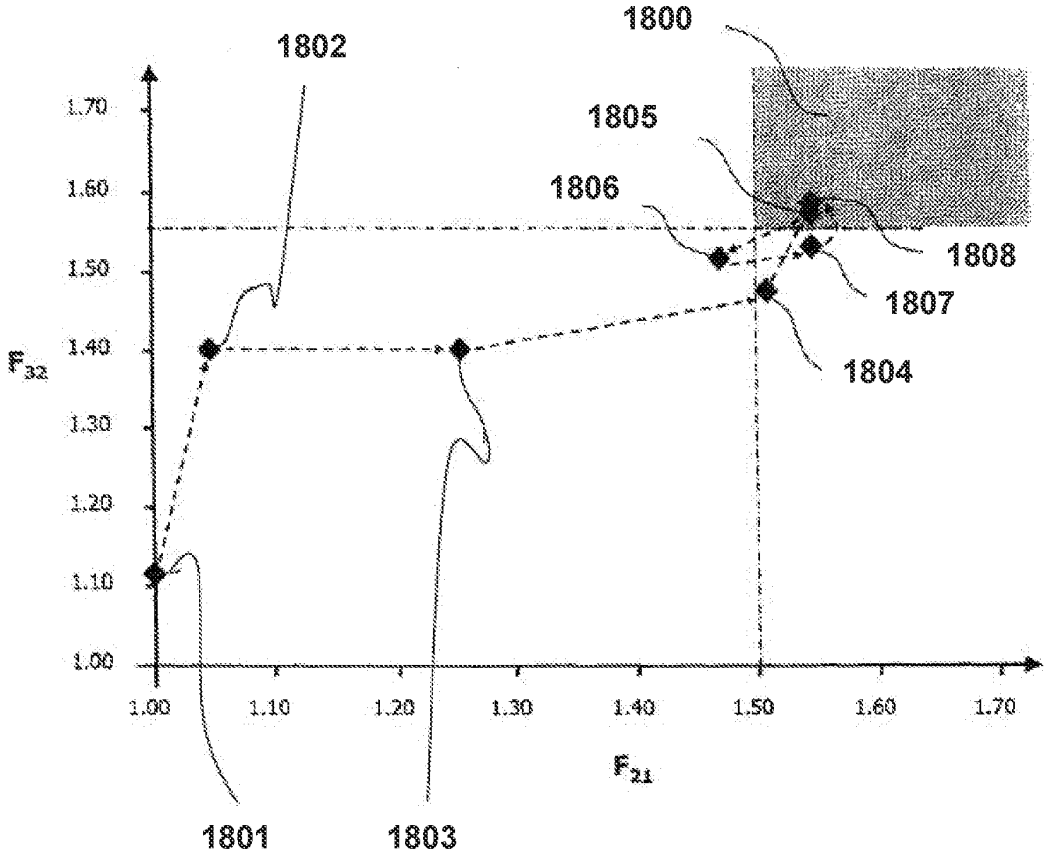
1800
1802
1805
1806
1808
1807
1804
1801
1803
1.70
1.60
1.50
1.40
1.30
1.20
1.10
1.00
F32
1.00
1.10
1.20
1.30
1.40
1.50
1.60
1.70
F21

FIG. 18

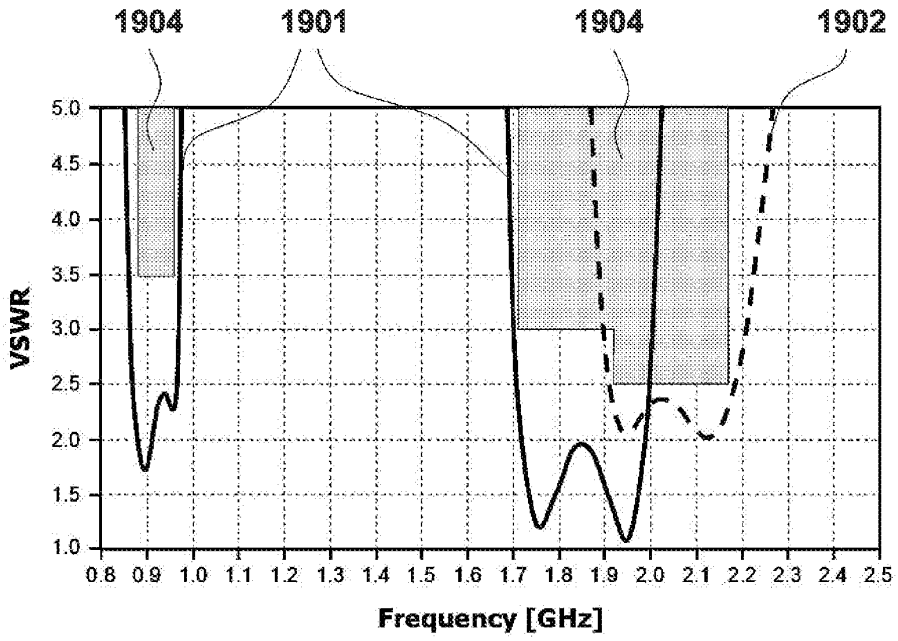

FIG. 19A

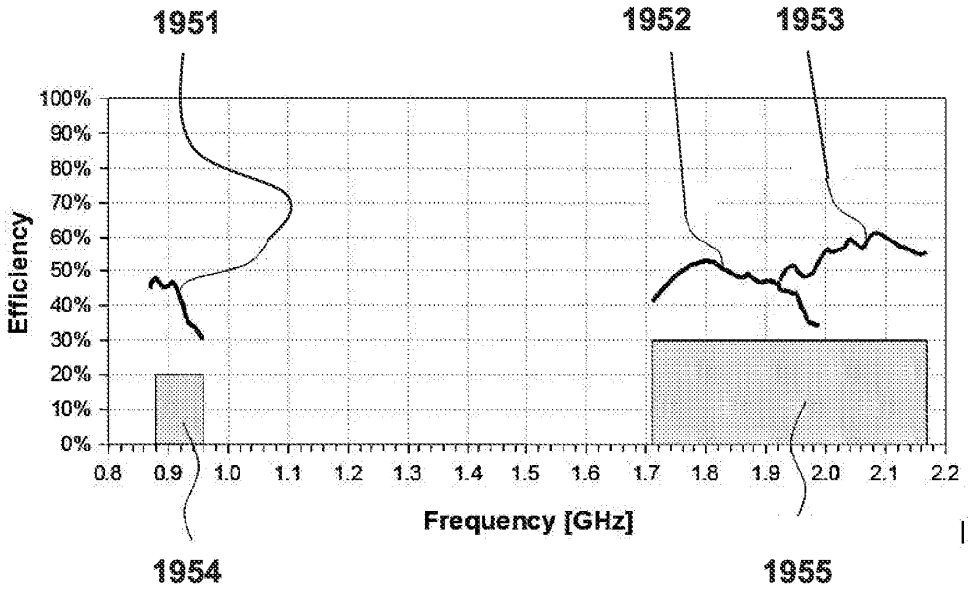

FIG. 19B

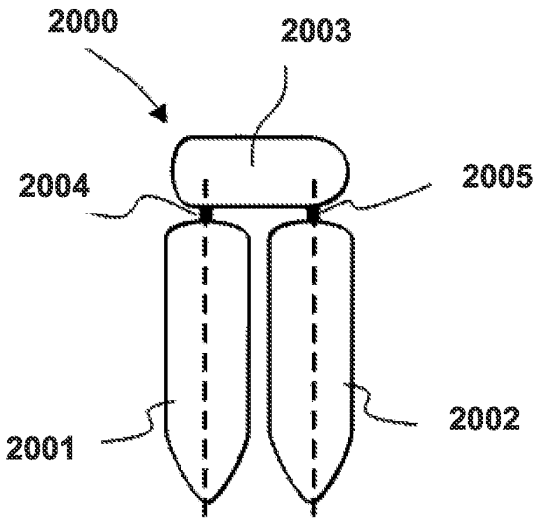

FIG. 20A

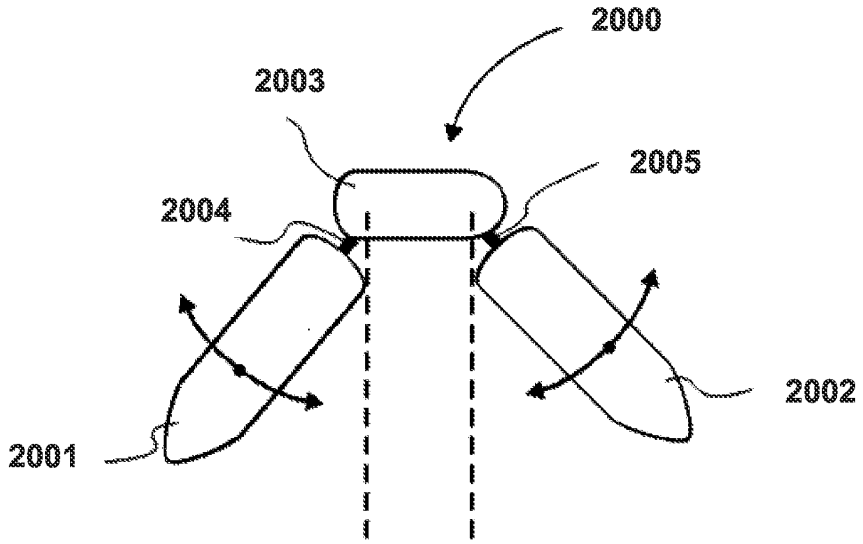

FIG. 20B

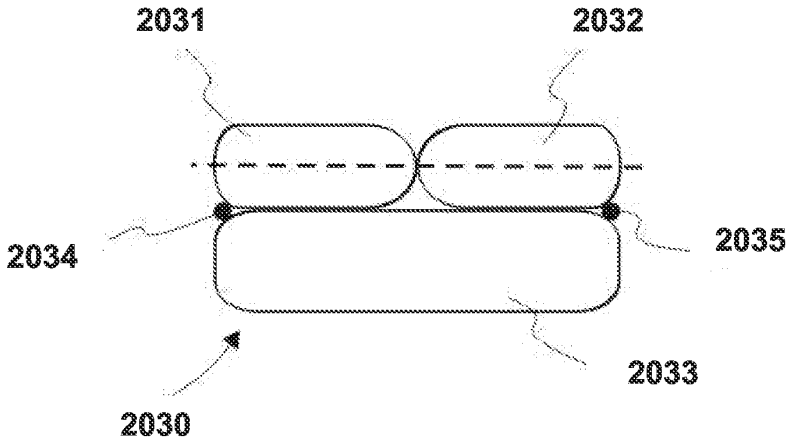

FIG. 20C

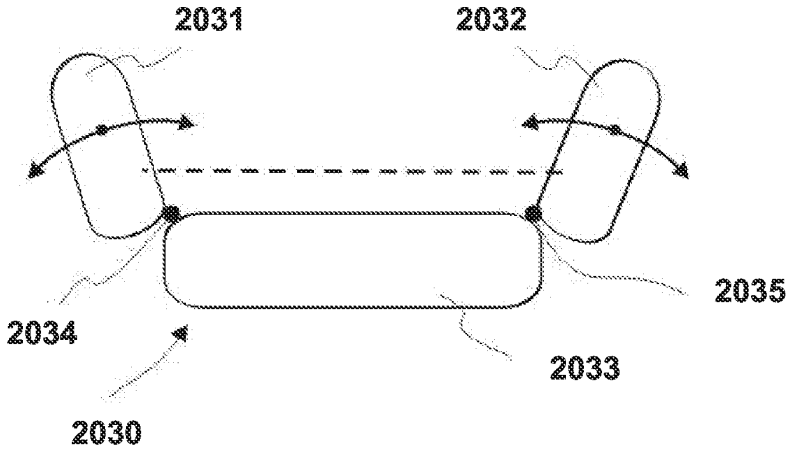

FIG. 20D

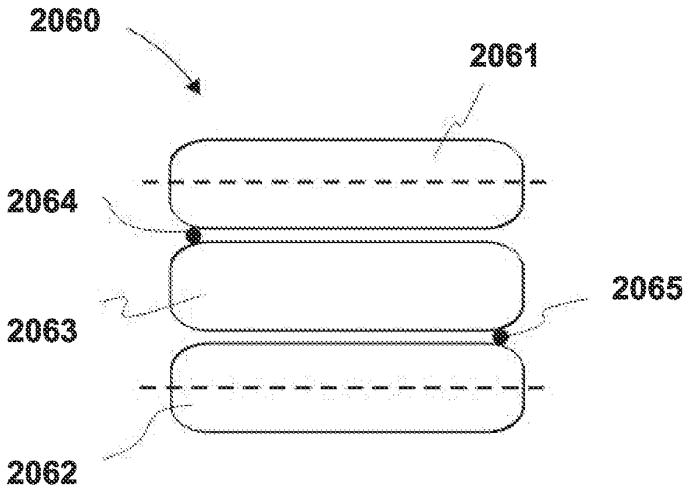

FIG. 20E

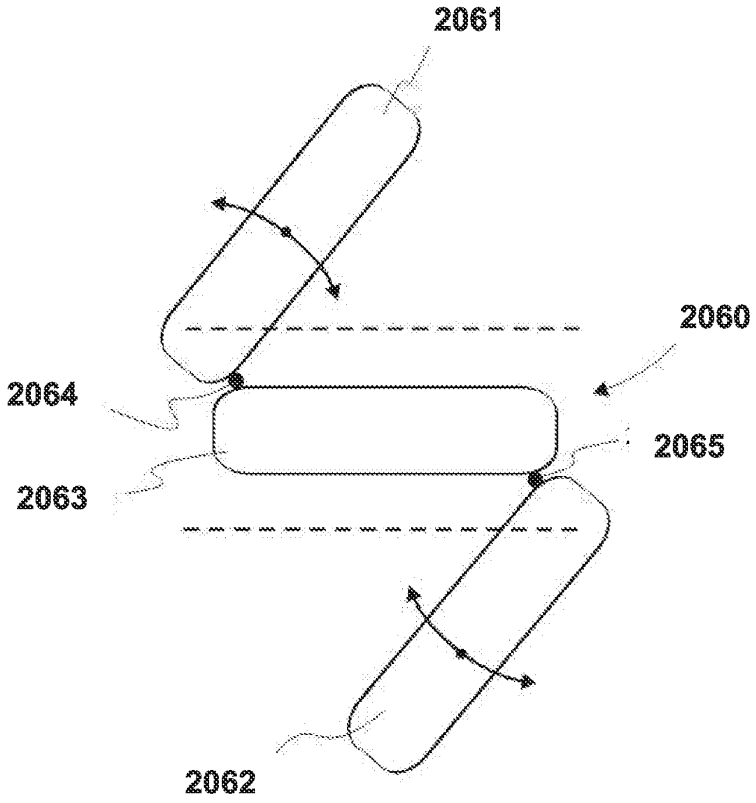

FIG. 20F

PTO/SB/08a (02-18)
Approved for use through 11/30/2020. OMB 0651-0031
U.S. Patent and Trademark Office; U.S. DEPARTMENT OF COMMERCE
Under the Paperwork Reduction Act of 1995, no persons are required to respond to a collection of information unless it contains a valid OMB control number.

INFORMATION DISCLOSURE STATEMENT BY APPLICANT
(Not for submission under 37 CFR 1.99)

Application Number	
Filing Date	
First Named Inventor	Carles PUENTE BALIARDA
Art Unit	
Examiner Name	
Attorney Docket Number	0690.0023CN5

U.S.PATENTS Remove

Examiner Initial*	Cite No	Patent Number	Kind Code[1]	Issue Date	Name of Patentee or Applicant of cited Document	Pages,Columns,Lines where Relevant Passages or Relevant Figures Appear
	1	5200756		1993-04-06	FELLER	
	2	5212742		1993-05-18	NORMILE	
	3	5214434		1993-05-25	HSU	
	4	5218370		1993-06-08	BLAESE	
	5	5227804		1993-07-13	ODA	
	6	5227808		1993-07-13	DAVIS	
	7	5245350		1993-09-14	SROKA	
	8	5248988		1993-09-28	MAKINO	

INFORMATION DISCLOSURE STATEMENT BY APPLICANT (Not for submission under 37 CFR 1.99)		
	Application Number	
	Filing Date	
	First Named Inventor	Carles PUENTE BALIARDA
	Art Unit	
	Examiner Name	
	Attorney Docket Number	0690.0023CN5

	9	5255002		1993-10-19	DAY	
	10	5257032		1993-10-26	DIAMOND	
	11	5307075		1994-04-26	HUYNH	
	12	5337063		1994-08-09	TAKAHIRA	
	13	5337065		1994-08-09	BONNET	
	14	5347291		1994-09-13	MOORE	
	15	5355144		1994-10-11	WALTON	
	16	5355318		1994-10-11	DIONNET	
	17	5363114		1994-11-08	SHOEMAKER	
	18	5373300		1994-12-13	JENNESS	
	19	5402134		1995-03-28	MILLER	

INFORMATION DISCLOSURE STATEMENT BY APPLICANT (Not for submission under 37 CFR 1.99)		
	Application Number	
	Filing Date	
	First Named Inventor	Carles PUENTE BALIARDA
	Art Unit	
	Examiner Name	
	Attorney Docket Number	0690.0023CN5

	20	5410322		1995-04-25	SONODA	
	21	5420599		1995-05-30	ERKOCEVIC	
	22	5422651		1995-06-06	CHANG	
	23	5451965		1995-09-19	MATSUMOTO	
	24	5451968		1995-09-19	EMERY	
	25	5453751		1995-09-26	TSUKAMOTO	
	26	5453752		1995-09-26	WANG	
	27	5457469		1995-10-10	DIAMOND	
	28	5471224		1995-11-28	BARKESHLI	
	29	5493702		1996-02-20	CROWLEY	
	30	5495261		1996-02-27	BAKER	

INFORMATION DISCLOSURE STATEMENT BY APPLICANT (Not for submission under 37 CFR 1.99)		
	Application Number	
	Filing Date	
	First Named Inventor	Carles PUENTE BALIARDA
	Art Unit	
	Examiner Name	
	Attorney Docket Number	0690.0023CN5

	31	5508709		1996-04-16	KRENZ	
	32	5534877		1996-07-09	SORBELLO	
	33	5537367		1996-07-16	LOCKWOOD	
	34	5557293		1996-09-17	MCCOY	
	35	5569879		1996-10-29	GLOTON	
	36	5608417		1997-03-04	DE VALL	
	37	5619205		1997-04-08	JOHNSON	
	38	5627550		1997-05-06	SANAD	
	39	5646635		1997-07-08	COCKSON	
	40	5657028		1997-08-12	SANAD	
	41	5680144		1997-10-21	SANAD	

INFORMATION DISCLOSURE STATEMENT BY APPLICANT (Not for submission under 37 CFR 1.99)		
	Application Number	
	Filing Date	
	First Named Inventor	Carles PUENTE BALIARDA
	Art Unit	
	Examiner Name	
	Attorney Docket Number	0690.0023CN5

	42	5684672		1997-11-04	KARIDIS	
	43	5703600		1997-12-30	BURRELL	
	44	5712640		1998-01-27	ANDOU	
	45	5767811		1998-06-16	MANDAI	
	46	5784032		1998-07-21	JOHNSTON	
	47	5790080		1998-08-04	APOSTOLOS	
	48	5798688		1998-08-25	SHOFIELD	
	49	5808586		1998-09-15	PHILLIPS	
	50	5809433		1998-09-15	THOMPSON	

If you wish to add additional U.S. Patent citation information please click the Add button. Add

U.S.PATENT APPLICATION PUBLICATIONS Remove

Examiner Initial*	Cite No	Publication Number	Kind Code[1]	Publication Date	Name of Patentee or Applicant of cited Document	Pages,Columns,Lines where Relevant Passages or Relevant Figures Appear

INFORMATION DISCLOSURE STATEMENT BY APPLICANT (Not for submission under 37 CFR 1.99)		
	Application Number	
	Filing Date	
	First Named Inventor	Carles PUENTE BALIARDA
	Art Unit	
	Examiner Name	
	Attorney Docket Number	0690.0023CN5

	1	20050157807		2005-07-21	SHIM	
	2	20050181826		2005-08-18	YUEH	
	3	20050192009		2005-09-01	SHAHEEN	
	4	20050195112		2005-09-08	BALIARDA ET AL	
	5	20050195273		2005-09-08	YAMAMOTO	
	6	20050201307		2005-09-15	CHAE	
	7	20050231439		2005-10-20	SUWA	
	8	20050233705		2005-10-20	VARE	
	9	20050239446		2005-10-27	TAGAWA	
	10	20050259031		2005-11-24	SANZ	
	11	20050264453		2005-12-01	BALIARDA ET AL	

INFORMATION DISCLOSURE STATEMENT BY APPLICANT (Not for submission under 37 CFR 1.99)		
	Application Number	
	Filing Date	
	First Named Inventor	Carles PUENTE BALIARDA
	Art Unit	
	Examiner Name	
	Attorney Docket Number	0690.0023CN5

	12	20050270995		2005-12-08	BYUN	
	13	20060001576		2006-01-05	CONTOPANAGOS	
	14	20060015664		2006-01-19	ZHANG	
	15	20060019730		2006-01-26	KIM	
	16	20060031616		2006-02-09	CHUANG	
	17	20060031886		2006-02-09	BAE	
	18	20060033668		2006-02-16	RYU	
	19	20060050473		2006-03-09	ZHENG	
	20	20060050859		2006-03-09	OOTSUKA	
	21	20060060068		2006-03-23	HWANG	
	22	20060077115		2006-04-13	OH	

INFORMATION DISCLOSURE STATEMENT BY APPLICANT (Not for submission under 37 CFR 1.99)		
	Application Number	
	Filing Date	
	First Named Inventor	Carles PUENTE BALIARDA
	Art Unit	
	Examiner Name	
	Attorney Docket Number	0690.0023CN5

	23	20060077310		2006-04-13	WANG	
	24	20060290573		2006-12-28	PUENTE BALIARDA ET AL	
	25	20070013589		2007-01-18	PARK	
	26	20070229383		2007-10-04	KOYANAGI	

If you wish to add additional U.S. Published Application citation information please click the Add button. Add

FOREIGN PATENT DOCUMENTS Remove

Examiner Initial*	Cite No	Foreign Document Number[3]	Country Code[2] i	Kind Code[4]	Publication Date	Name of Patentee or Applicant of cited Document	Pages,Columns,Lines where Relevant Passages or Relevant Figures Appear	T[5]
	1	1063721	EP		2000-12-27	MAKKONEN		
	2	1067627	EP		2001-01-10	JAGIELSKI		
	3	1071161	EP		2001-01-24	LEE		
	4	1079462	EP		2001-02-28	ANNAMAA		
	5	1083623	EP		2001-03-14	KIM		

INFORMATION DISCLOSURE STATEMENT BY APPLICANT (Not for submission under 37 CFR 1.99)		
	Application Number	
	Filing Date	
	First Named Inventor	Carles PUENTE BALIARDA
	Art Unit	
	Examiner Name	
	Attorney Docket Number	0690.0023CN5

	6	1083624	EP		2001-03-14	ANNAMAA		
	7	1091446	EP		2001-04-11	BOAKES		
	8	1094545	EP		2001-04-25	ANNAMAA		
	9	1096602	EP		2001-05-02	ISOHÄTÄLÄ		
	10	1111921	EP		2001-06-27	INKINEN		
	11	1126522	EP		2001-08-22	EYNDE		
	12	1148581	EP		2001-10-24	BAE		
	13	1198027	EP		2001-10-11	WASHIRO		
	14	1223637	EP		2005-03-30	PUENTE		
	15	1237224	EP		2002-09-04	HUBER		
	16	1258054	EP		2002-11-20	PUENTE		

INFORMATION DISCLOSURE STATEMENT BY APPLICANT (Not for submission under 37 CFR 1.99)		
	Application Number	
	Filing Date	
	First Named Inventor	Carles PUENTE BALIARDA
	Art Unit	
	Examiner Name	
	Attorney Docket Number	0690.0023CN5

	17	1267438	EP		2002-12-18	IRIU		
	18	1280230	EP		2003-01-29	IWAI		
	19	1317018	EP		2004-02-04	PUENTE		
	20	1324423	EP		2003-07-02	BRANKOVIC		
	21	1326302	EP		2003-11-19	MORRIS		
	22	1333596	EP		2003-08-06	HEPSAYDIR		
	23	1353471	EP		2003-03-31	MUHONEN		
	24	1396906	EP		2004-03-10	MILOSAVIJEVIC		
	25	1401050	EP		2004-03-24	MIKKOLA		
	26	1414106	EP		2004-04-28	HAKANSSON		
	27	1424747	EP		2004-06-02	LINDELL		

INFORMATION DISCLOSURE STATEMENT BY APPLICANT (Not for submission under 37 CFR 1.99)		
	Application Number	
	Filing Date	
	First Named Inventor	Carles PUENTE BALIARDA
	Art Unit	
	Examiner Name	
	Attorney Docket Number	0690.0023CN5

	28	1443595	EP		2004-08-04	ZHINONG		
	29	1453140	EP		2004-09-01	KORVA		
	30	1501202	EP		2005-01-26	PARK		
	31	1501221	EP		2003-10-21	NA		
	32	1515392	EP		2005-03-16	COHEN		
	33	1528822	EP		2004-09-29	BENCO		
	34	1534010	EP		2005-05-25	KIM		
	35	1542375	EP		2005-06-15	YAGIHASHI		
	36	1569300	EP		2005-08-31	TAKAGI		
	37	1569425	EP		2005-08-31	YUEH		
	38	1569450	EP		2004-03-02	SAWAHARA		

INFORMATION DISCLOSURE STATEMENT BY APPLICANT (Not for submission under 37 CFR 1.99)		
	Application Number	
	Filing Date	
	First Named Inventor	Carles PUENTE BALIARDA
	Art Unit	
	Examiner Name	
	Attorney Docket Number	0690.0023CN5

	39	1587323	EP		2005-10-19	NAM		
	40	1589608	EP		2005-10-26	ANNABI		
	41	1592083	EP		2013-04-03	PUENTE		
	42	1592083	EP		2005-11-02	PUENTE		
	43	1603311	EP		2005-12-07	FINKE-ANLAUFF		
	44	1610411	EP		2005-06-18	HONG-TEUK		
	45	1617564	EP		2006-01-18	SEKIGUCHI		
	46	1617671	EP		2006-01-18	KONNLNG		
	47	1650938	EP		2006-04-26	CHO		
	48	1770824	EP		2007-04-04	UEJIMA		
	49	2112163	ES		1998-03-16	GARCIA		

INFORMATION DISCLOSURE STATEMENT BY APPLICANT (Not for submission under 37 CFR 1.99)		
	Application Number	
	Filing Date	
	First Named Inventor	Carles PUENTE BALIARDA
	Art Unit	
	Examiner Name	
	Attorney Docket Number	0690.0023CN5

	50	2142280	ES		2000-05-03	NAVARRO			

If you wish to add additional Foreign Patent Document citation information please click the Add button Add

NON-PATENT LITERATURE DOCUMENTS Remove

Examiner Initials*	Cite No	Include name of the author (in CAPITAL LETTERS), title of the article (when appropriate), title of the item (book, magazine, journal, serial, symposium, catalog, etc), date, pages(s), volume-issue number(s), publisher, city and/or country where published.	T5
	1	Bushman , F. W., The boeing B-52 all flush antenna system, USAF Antenna Research and Development Program, 5th , 1955. Symposium on the, 19551016	
	2	Cabedo , A., Antenas multibanda para aplicaciones 2G, 3G, WIFI, WLAN y Bluetooth en terminales móviles de nueva generación, Fractus & La Salle, 20061001	
	3	Campi , M., Design of microstrip linear array antennas, Antenna Applications, 1981. Symposium, 19810808	
	4	Campos , O., Multiband and miniature fractal antennas study : Estudi d'antenes fractal multibanda i en miniatura, Universitat Politecnica de Catalunya (UPC), 19980101	
	5	Carver , K. R. et al., Microstrip antenna technology, Antennas and Propagation, IEEE Transactions on, 19810101, Vol. AP29, No.1	
	6	Carver , K. R. et al., Microstrip antenna technology, in "Microstrip antennas" to D.M. Pozar; IEEE Antennas and Propagation Society, 19950101, Pag.3-26	
	7	Caswell , W. E., Invisible errors in dimensions calculations: geometric and systematic effects, Dimensions and Entropies in Chaotic Systems, 19860101, Pag.123-136	
	8	Chang , J. et al, Hybrid fractal cross antenna, Microwave and Optical Technology Letters, 20000620	

INFORMATION DISCLOSURE STATEMENT BY APPLICANT (Not for submission under 37 CFR 1.99)		
	Application Number	
	Filing Date	
	First Named Inventor	Carles PUENTE BALIARDA
	Art Unit	
	Examiner Name	
	Attorney Docket Number	0690.0023CN5

	9	Chen , H., Dual frequency microstrip antenna with embedded reactive loading, Microwave and Optical Technology Letters, 19991105, Vol.23, No.3	
	10	Chen , H., On the circular polarization operation of annular-ring microstrip antennas, Antennas and Propagation, IEEE Transactions on, 19990801	
	11	Chen , M.H., A compact EHF/SHF dual frequency antenna, Antennas and Propagation Society (APS), 1990. IEEE International Symposium, 19900507, Vol.4	
	12	Chen , S. et al., On the calculation of Fractal features from images, Pattern Analysis and Machine Intelligence, IEEE Transactions on, 19931001, Vol.15, No.10	
	13	Chen , W. S., Small circularly polarized microstrip antennas, Antennas and Propagation Society (APS), 1999. IEEE International Symposium, 19990711	
	14	Chen , W. S., Square-ring microstrip antenna with a cross strip for compact circular polarization operation, Antennas and Propagation, IEEE Transactions on, 19991001	
	15	Chen , X. ; Ying , Z., Small Antenna Design for Mobile Handsets (part I), Sony Ericsson, 20090325	
	16	Cherry , S., A match made in packets, Spectrum, IEEE, 20050701	
	17	Chiba , N. et al, Dual frequency planar antenna for handsets, Electronics Letters, 19981210	
	18	Chien , S. et al, Planar inverted-F antenna with a hollow shorting cylinder for internal mobile phone antenna, Antennas and Propagation Society (APS), 2004. IEEE International Symposium, 20040620	
	19	Cho , Y. J., A wideband internal antenna with dual monopole radiation elements, Antennas and Wireless Propagation Letters, IEEE, 20050101, Vol.4	

INFORMATION DISCLOSURE STATEMENT BY APPLICANT (Not for submission under 37 CFR 1.99)		
	Application Number	
	Filing Date	
	First Named Inventor	Carles PUENTE BALIARDA
	Art Unit	
	Examiner Name	
	Attorney Docket Number	0690.0023CN5

	20	Chow , Y. W. et al., An innovative monopole antenna for mobile phone handsets, Microwave and Optical Technology Letters, 20000420	
	21	Chu , L. J., Physical limitations of omni-directional antennas, Journal of Applied Physics, 19481201	
	22	Cimini , L. J. et al, Advanced cellular internet services (ACIS), Communication Magazine, IEEE, 19981001	
	23	Clawson , J. et al., The impacts of limited visual feedback on mobile text entry for the twiddler and mini-QWERTY keyboards, Wereable Computers, 9th , 2005. International Symposium on, 20050101	
	24	Cohen , N., Fractal and shaped dipoles - Some simple fractal dipoles, their benefits and limitations, Communications Quarterly, 19960301	
	25	Cohen , N., Fractal antenna applications in wireless telecommunications, Electronics Industries Forum of New England, 1997. IEEE Professional Program Proceedings, 19970506, Pag.43-49	
	26	Cohen , N., Fractal antennas - Part 1 - Introduction and the fractal quad, Communications Quarterly, 19950701	
	27	Cohen , N., Fractal antennas - Part 2 - A discussion of relevant, but disparate, qualities, Communications Quarterly, 19960701	
	28	Cohen , N., Fractal element antennas, Journal of Electronic Defense, 19970701	
	29	Cohen , N., NEC4 analysis of a fractalized monofiliar helix in an axial mode, Wireless Communications and Applied Computational Electromagnetics (ACES), 1998. IEEE International Conference on, 19980401, Pag.1051	
	30	Cohen , N. ; Hohlfeld , R. G., Fractal loops and the small loop approximation - Exploring fractal resonances, Communications Quarterly, 19961201	

INFORMATION DISCLOSURE STATEMENT BY APPLICANT (Not for submission under 37 CFR 1.99)		
	Application Number	
	Filing Date	
	First Named Inventor	Carles PUENTE BALIARDA
	Art Unit	
	Examiner Name	
	Attorney Docket Number	0690.0023CN5

	31	Cohn , S. B., Flush airborne radar antennas, USAF Antenna Research and Development Program, 3th , 1953. Symposium on the, 19531018	
	32	Collander , P. ; Karlsson , M.; Salo , J. ; Haavisto , P. ; Laine-Ylijoki , T., Mobile multimedia communication, Electronic Manufacturing Technology, 18th, 1995. IEEE/CPMT Japan International Symposium, 19951204, Pag.20 - 22	
	33	Collier , C. P., Geometry for teachers, Waveland Press, Inc., 19840101	
	34	Collier , D. ; Shnitkin , H., The monopole as a wideband array antenna element, Antenna Applications, 1993. Symposium, 19930922	
	35	Counter , V. A., Flush, re-entrant, impedance phased, circularly polarized cavity antenna for missiles, USAF Antenna Research and Development Program, 2th , 1952. Symposium on the, 19521019	
	36	Counter , V. A. ; Margerum , D. L., Flush dielectric disc antenna for radar, USAF Antenna Research and Development Program, 2th , 1952. Symposium on the, 19521019	
	37	Cozza , R. et al, Nokia's E-Series brings PC management strategies to smartphones, Gartner, 20060101	
	38	Cristal , E. G. et al, Hairpin-line and hybrid hairpin-line / Half-wave parallel-coupled-line filers, Microwave Theory and Techniques, IEEE Transactions on, 19721101	
	39	Dailey Paulson , L., Low power chips for high powered handhelds, Computer, 20030101	
	40	Daniel , A. E. ; Kumar , G., Rectangular microstrip antennas with stub along the non-radiating edge for dual band operation, Antennas and Propagation Society (APS), 1995. IEEE International Symposium, 19950618, Vol.4, Pag.2136-2139	
	41	Davidson , B. et al., MID wide band helix antenna for PDC diversity, Molded Interconnect Devices (MID), 1998, 19980202	

INFORMATION DISCLOSURE STATEMENT BY APPLICANT (Not for submission under 37 CFR 1.99)		
	Application Number	
	Filing Date	
	First Named Inventor	Carles PUENTE BALIARDA
	Art Unit	
	Examiner Name	
	Attorney Docket Number	0690.0023CN5

	42	de la Vergne , H. J. et al, Market focus - Smartphones, Worldwide, 2005, Gartner, 20051205	
	43	Debicki , P. S. et al., Calculating input impedance of electrically small insulated antennas for microwave hyperthermia, Microwave Theory and Techniques, IEEE Transactions on, 19930201	
	44	del Re , E. et al., Multiple antenna systems: frontier of wireless access, Personal Indoor and Mobile Radio Communications (PIMRC), 15th , 2004 International Symposium on, 20040905, Vol.2	
	45	Deng , S. M., A t-strip loaded rectangular microstrip patch antenna for dual-frequency operation, Antennas and Propagation Society (APS), 1999. IEEE International Symposium, 19990701	
	46	Deschamps , G., Microstrip Microwave Antenna, USAF Antenna Research and Development Program, 3th , 1953. Symposium on the, 19531018	
	47	Desclos , L. et al., An interdigitated printed antenna for PC Card Applications, Antennas and Propagation, IEEE Transactions on, 19980901, Vol.46, No.9	
	48	Dickstein , H. D., Antenna system for a ground passive electronic reconnaissance facility, USAF Antenna Research and Development Program, 8th , 1958. Symposium on the, 19581020	
	49	Du , Z. et al, A novel compact wide-band planar antenna for mobile handsets, Antennas and Propagation, IEEE Transactions on, 20060201	
	50	Du Plessis , M. ; Cloete , J. H., Tuning stubs for microstrip patch antennas, Antennas and Propagation Society (APS), 1993. IEEE International Symposium, 19930628, Vol.2, Pag.964 - 967	

If you wish to add additional non-patent literature document citation information please click the Add button Add

EXAMINER SIGNATURE

Examiner Signature		Date Considered	

*EXAMINER: Initial if reference considered, whether or not citation is in conformance with MPEP 609. Draw line through a citation if not in conformance and not considered. Include copy of this form with next communication to applicant.

INFORMATION DISCLOSURE STATEMENT BY APPLICANT (Not for submission under 37 CFR 1.99)		
	Application Number	
	Filing Date	
	First Named Inventor	Carles PUENTE BALIARDA
	Art Unit	
	Examiner Name	
	Attorney Docket Number	0690.0023CN5

[1] See Kind Codes of USPTO Patent Documents at www.USPTO.GOV or MPEP 901.04. [2] Enter office that issued the document, by the two-letter code (WIPO Standard ST.3). [3] For Japanese patent documents, the indication of the year of the reign of the Emperor must precede the serial number of the patent document. [4] Kind of document by the appropriate symbols as indicated on the document under WIPO Standard ST.16 if possible. [5] Applicant is to place a check mark here if English language translation is attached.

INFORMATION DISCLOSURE STATEMENT BY APPLICANT (Not for submission under 37 CFR 1.99)		
	Application Number	
	Filing Date	
	First Named Inventor	Carles PUENTE BALIARDA
	Art Unit	
	Examiner Name	
	Attorney Docket Number	0690.0023CN5

CERTIFICATION STATEMENT

Please see 37 CFR 1.97 and 1.98 to make the appropriate selection(s):

That each item of information contained in the information disclosure statement was first cited in any communication from a foreign patent office in a counterpart foreign application not more than three months prior to the filing of the information disclosure statement. See 37 CFR 1.97(e)(1).

OR

☐ That no item of information contained in the information disclosure statement was cited in a communication from a foreign patent office in a counterpart foreign application, and, to the knowledge of the person signing the certification after making reasonable inquiry, no item of information contained in the information disclosure statement was known to any individual designated in 37 CFR 1.56(c) more than three months prior to the filing of the information disclosure statement. See 37 CFR 1.97(e)(2).

See attached certification statement.

The fee set forth in 37 CFR 1.17 (p) has been submitted herewith.

☒ A certification statement is not submitted herewith.

SIGNATURE

A signature of the applicant or representative is required in accordance with CFR 1.33, 10.18. Please see CFR 1.4(d) for the form of the signature.

Signature	/Patrick J. Finnan/	Date (YYYY-MM-DD)	2021-04-30
Name/Print	Patrick J. Finnan	Registration Number	39189

This collection of information is required by 37 CFR 1.97 and 1.98. The information is required to obtain or retain a benefit by the public which is to file (and by the USPTO to process) an application. Confidentiality is governed by 35 U.S.C. 122 and 37 CFR 1.14. This collection is estimated to take 1 hour to complete, including gathering, preparing and submitting the completed application form to the USPTO. Time will vary depending upon the individual case. Any comments on the amount of time you require to complete this form and/or suggestions for reducing this burden, should be sent to the Chief Information Officer, U.S. Patent and Trademark Office, U.S. Department of Commerce, P.O. Box 1450, Alexandria, VA 22313-1450. DO NOT SEND FEES OR COMPLETED FORMS TO THIS ADDRESS. **SEND TO: Commissioner for Patents, P.O. Box 1450, Alexandria, VA 22313-1450.**

Privacy Act Statement

The Privacy Act of 1974 (P.L. 93-579) requires that you be given certain information in connection with your submission of the attached form related to a patent application or patent. Accordingly, pursuant to the requirements of the Act, please be advised that: (1) the general authority for the collection of this information is 35 U.S.C. 2(b)(2); (2) furnishing of the information solicited is voluntary; and (3) the principal purpose for which the information is used by the U.S. Patent and Trademark Office is to process and/or examine your submission related to a patent application or patent. If you do not furnish the requested information, the U.S. Patent and Trademark Office may not be able to process and/or examine your submission, which may result in termination of proceedings or abandonment of the application or expiration of the patent.

The information provided by you in this form will be subject to the following routine uses:

1. The information on this form will be treated confidentially to the extent allowed under the Freedom of Information Act (5 U.S.C. 552) and the Privacy Act (5 U.S.C. 552a). Records from this system of records may be disclosed to the Department of Justice to determine whether the Freedom of Information Act requires disclosure of these record s.

2. A record from this system of records may be disclosed, as a routine use, in the course of presenting evidence to a court, magistrate, or administrative tribunal, including disclosures to opposing counsel in the course of settlement negotiations.

3. A record in this system of records may be disclosed, as a routine use, to a Member of Congress submitting a request involving an individual, to whom the record pertains, when the individual has requested assistance from the Member with respect to the subject matter of the record.

4. A record in this system of records may be disclosed, as a routine use, to a contractor of the Agency having need for the information in order to perform a contract. Recipients of information shall be required to comply with the requirements of the Privacy Act of 1974, as amended, pursuant to 5 U.S.C. 552a(m).

5. A record related to an International Application filed under the Patent Cooperation Treaty in this system of records may be disclosed, as a routine use, to the International Bureau of the World Intellectual Property Organization, pursuant to the Patent Cooperation Treaty.

6. A record in this system of records may be disclosed, as a routine use, to another federal agency for purposes of National Security review (35 U.S.C. 181) and for review pursuant to the Atomic Energy Act (42 U.S.C. 218(c)).

7. A record from this system of records may be disclosed, as a routine use, to the Administrator, General Services, or his/her designee, during an inspection of records conducted by GSA as part of that agency's responsibility to recommend improvements in records management practices and programs, under authority of 44 U.S.C. 2904 and 2906. Such disclosure shall be made in accordance with the GSA regulations governing inspection of records for this purpose, and any other relevant (i.e., GSA or Commerce) directive. Such disclosure shall not be used to make determinations about individuals.

8. A record from this system of records may be disclosed, as a routine use, to the public after either publication of the application pursuant to 35 U.S.C. 122(b) or issuance of a patent pursuant to 35 U.S.C. 151. Further, a record may be disclosed, subject to the limitations of 37 CFR 1.14, as a routine use, to the public if the record was filed in an application which became abandoned or in which the proceedings were terminated and which application is referenced by either a published application, an application open to public inspections or an issued patent.

9. A record from this system of records may be disclosed, as a routine use, to a Federal, State, or local law enforcement agency, if the USPTO becomes aware of a violation or potential violation of law or regulation.

PTO/SB/08a (02-18)
Approved for use through 11/30/2020. OMB 0651-0031
U.S. Patent and Trademark Office; U.S. DEPARTMENT OF COMMERCE

Under the Paperwork Reduction Act of 1995, no persons are required to respond to a collection of information unless it contains a valid OMB control number.

INFORMATION DISCLOSURE STATEMENT BY APPLICANT
(Not for submission under 37 CFR 1.99)

Application Number	
Filing Date	
First Named Inventor	Carles PUENTE BALIARDA
Art Unit	
Examiner Name	
Attorney Docket Number	0690.0023CN5

U.S.PATENTS Remove

Examiner Initial*	Cite No	Patent Number	Kind Code[1]	Issue Date	Name of Patentee or Applicant of cited Document	Pages,Columns,Lines where Relevant Passages or Relevant Figures Appear
	1	5821907		1998-10-13	ZHU	
	2	5838285		1998-11-17	TAY	
	3	5841402		1998-11-24	DIAS	
	4	5841403		1998-11-24	WEST	
	5	5870066		1999-02-09	ASAKURA	
	6	5872546		1999-02-16	IHARA	
	7	5898404		1999-04-27	JOU	
	8	5903240		1999-05-11	KAWAHATA	

INFORMATION DISCLOSURE STATEMENT BY APPLICANT (Not for submission under 37 CFR 1.99)		
	Application Number	
	Filing Date	
	First Named Inventor	Carles PUENTE BALIARDA
	Art Unit	
	Examiner Name	
	Attorney Docket Number	0690.0023CN5

	9	5918183		1999-06-29	JANKY	
	10	5926139		1999-07-20	KORISCH	
	11	5926141		1999-07-20	LINDENMEIER	
	12	5929825		1999-07-27	NIU	
	13	5936583		1999-08-10	SEKINE	
	14	5936587		1999-08-10	GUDILEV	
	15	5943020		1999-08-24	LIEBENDOERFER	
	16	5966098		1999-10-12	QI	
	17	5973651		1999-10-26	SUESADA	
	18	5986609		1999-11-16	SPALL	
	19	5986610		1999-11-16	MIRON	

INFORMATION DISCLOSURE STATEMENT BY APPLICANT (Not for submission under 37 CFR 1.99)		
	Application Number	
	Filing Date	
	First Named Inventor	Carles PUENTE BALIARDA
	Art Unit	
	Examiner Name	
	Attorney Docket Number	0690.0023CN5

	20	5986615		1999-11-16	WESTFALL	
	21	5990838		1999-11-23	BURNS	
	22	5995052		1999-11-30	SADLER	
	23	6002367		1999-12-14	ENGBLOM	
	24	6005524		1999-12-21	HAYES	
	25	6008764		1999-12-28	OLLIKAINEN	
	26	6011518		2000-01-04	YAMAGISHI	
	27	6011699		2000-01-04	MURRAY	
	28	6016130		2000-01-18	ANNAMAA	
	29	6028567		2000-02-22	LAHTI	
	30	6028568		2000-02-22	ASAKURA	

INFORMATION DISCLOSURE STATEMENT BY APPLICANT (Not for submission under 37 CFR 1.99)		
	Application Number	
	Filing Date	
	First Named Inventor	Carles PUENTE BALIARDA
	Art Unit	
	Examiner Name	
	Attorney Docket Number	0690.0023CN5

	31	6031495		2000-02-29	SIMMONS	
	32	6031499		2000-02-29	DICHTER	
	33	6031505		2000-02-29	QI	
	34	6040803		2000-03-21	SPALL	
	35	6058211		2000-05-02	BORMANS	
	36	6069592		2000-05-30	WASS	
	37	6072434		2000-06-06	PAPATHEODOROU	
	38	6075489		2000-06-13	SULLIVAN	
	39	6075500		2000-06-13	KURZ	
	40	6078294		2000-06-20	MITARAI	
	41	6081237		2000-06-27	SATO	

INFORMATION DISCLOSURE STATEMENT BY APPLICANT (Not for submission under 37 CFR 1.99)		
	Application Number	
	Filing Date	
	First Named Inventor	Carles PUENTE BALIARDA
	Art Unit	
	Examiner Name	
	Attorney Docket Number	0690.0023CN5

	42	6087990		2000-07-11	THILL	
	43	6091365		2000-07-18	DERNERYD	
	44	6094179		2000-07-25	DAVIDSON	
	45	6097339		2000-08-01	FILIPOVIC	
	46	6097345		2000-08-01	WALTON	
	47	6104349		2000-08-15	COHEN	
	48	6107920		2000-08-22	EBERHARDT	
	49	6111545		2000-08-29	SAARI	
	50	6122533		2000-09-19	ZHANG	

If you wish to add additional U.S. Patent citation information please click the Add button. Add

U.S.PATENT APPLICATION PUBLICATIONS Remove

Examiner Initial*	Cite No	Publication Number	Kind Code[1]	Publication Date	Name of Patentee or Applicant of cited Document	Pages,Columns,Lines where Relevant Passages or Relevant Figures Appear

INFORMATION DISCLOSURE STATEMENT BY APPLICANT (Not for submission under 37 CFR 1.99)		
	Application Number	
	Filing Date	
	First Named Inventor	Carles PUENTE BALIARDA
	Art Unit	
	Examiner Name	
	Attorney Docket Number	0690.0023CN5

	1							

If you wish to add additional U.S. Published Application citation information please click the Add button. Add

FOREIGN PATENT DOCUMENTS Remove

Examiner Initial*	Cite No	Foreign Document Number[3]	Country Code[2] i	Kind Code[4]	Publication Date	Name of Patentee or Applicant of cited Document	Pages,Columns,Lines where Relevant Passages or Relevant Figures Appear	T[5]
	1	2156832	ES		2002-01-21	SANCHEZ		
	2	2174707	ES		2004-07-13	O'CALLAGHAN		
	3	972897	FI		1999-01-09	ILKKA		
	4	2543744	FR		1984-10-05	PIVA		
	5	2704359	FR		1994-11-10	KACZMAREK		
	6	2837339	FR		2003-09-19	TOUATI		
	7	1313020	GB		1973-04-11	JDF ELECTRONICS		
	8	2161026	GB		1986-01-02	BROWN		

INFORMATION DISCLOSURE STATEMENT BY APPLICANT (Not for submission under 37 CFR 1.99)		
	Application Number	
	Filing Date	
	First Named Inventor	Carles PUENTE BALIARDA
	Art Unit	
	Examiner Name	
	Attorney Docket Number	0690.0023CN5

	9	2215136	GB		1989-09-13	CECIL		
	10	2293275	GB		1996-03-20	PHILLIPS		
	11	2317994	GB		1998-04-08	KITCHENER		
	12	2330951	GB		1999-05-05	DAVIDSON		
	13	2355116	GB		2001-04-11	BOAKES		
	14	2361584	GB		2001-10-24	MOR		
	15	2376568	GB		2002-12-18	GUO		
	16	2387486	GB		2003-10-15	YOON		
	17	2417863	GB		2006-03-08	WILDMAN		
	18	H1631	H		1997-02-04	MONTGOMERY		
	19	05007109	JP		1993-01-14	KONDO		

INFORMATION DISCLOSURE STATEMENT BY APPLICANT (Not for submission under 37 CFR 1.99)		
	Application Number	
	Filing Date	
	First Named Inventor	Carles PUENTE BALIARDA
	Art Unit	
	Examiner Name	
	Attorney Docket Number	0690.0023CN5

	20	05283928	JP		1993-10-29	HIROYUKI		
	21	05308223	JP		1993-11-19	KEIZO		
	22	05347507	JP		1993-12-27	IMAIZUMI		
	23	06085530	JP		1994-03-25	KANAYAMA		
	24	08052968	JP		1996-02-27	FIDALGO		
	25	09069718	JP		1997-03-11	MICHIRO		
	26	09199939	JP		1997-07-31	TAKESHI		
	27	10163748	JP		1998-06-19	SHINICHI		
	28	10209744	JP		1998-08-07	HAJIME		
	29	10303637	JP		1998-11-13	SHIGEKI		
	30	11004113	JP		1999-01-06	KAWABATA		

INFORMATION DISCLOSURE STATEMENT BY APPLICANT (Not for submission under 37 CFR 1.99)		
	Application Number	
	Filing Date	
	First Named Inventor	Carles PUENTE BALIARDA
	Art Unit	
	Examiner Name	
	Attorney Docket Number	0690.0023CN5

	31	11027042	JP		1999-01-29	SERIZAWA		
	32	11136015	JP		1999-05-21	NOBUYUKI		
	33	11220319	JP		1999-08-10	IRIYAMA		
	34	1997246852	JP		1997-09-19	HIRABE		
	35	5129816	JP		1993-05-23	KATSUHIKO		
	36	5267916	JP		1993-10-15	SHINICHI		
	37	55147806	JP		1980-11-18	OOUCHI		
	38	6204908	JP		1994-07-22	RYUICHI		
	39	6252629	JP		1994-09-09	SHINICHI		
	40	7073310	JP		1995-03-17	POORU		
	41	PA04009319	MX		2005-06-08	PEREZ		

INFORMATION DISCLOSURE STATEMENT BY APPLICANT (Not for submission under 37 CFR 1.99)		
	Application Number	
	Filing Date	
	First Named Inventor	Carles PUENTE BALIARDA
	Art Unit	
	Examiner Name	
	Attorney Docket Number	0690.0023CN5

	42	PA05002647	MX		2005-09-20	RODRIGUEZ		
	43	PA05005670	MX		2005-07-26	ESTEVA		
	44	518988	SE		2002-12-17	BOLIN		
	45	554571	TW		2003-09-21	GHOSH		
	46	00/01028	WO		2000-01-06	JARMUSZEWISKI		
	47	00/03167	WO		2000-01-20	TAI		
	48	00/03451	WO		2000-01-20	BLOM		
	49	00/03453	WO		2000-01-20	YING		
	50	00/08712	WO		2000-02-17	DELLANTONI		

If you wish to add additional Foreign Patent Document citation information please click the Add button [Add]

NON-PATENT LITERATURE DOCUMENTS [Remove]

Examiner Initials*	Cite No	Include name of the author (in CAPITAL LETTERS), title of the article (when appropriate), title of the item (book, magazine, journal, serial, symposium, catalog, etc), date, pages(s), volume-issue number(s), publisher, city and/or country where published.	T5

INFORMATION DISCLOSURE STATEMENT BY APPLICANT (Not for submission under 37 CFR 1.99)		
	Application Number	
	Filing Date	
	First Named Inventor	Carles PUENTE BALIARDA
	Art Unit	
	Examiner Name	
	Attorney Docket Number	0690.0023CN5

	1	Dubost , G., Wideband flat dipole and short-circuit microstrip patch elements and arrays. In Handbook of microstrip antennas - Chapter 7, Peter Peregrinus Ltd. James , J. R. ; Hall , P. S. (ed.), 19890101, Vol.1, Pag.354-359	
	2	DuHamel , R. H., Broadband logarithmically periodic antenna structures, Convention Record, 1957. IRE International, 19570314, Vol.5, Pag.119-128	
	3	DuHamel , R. H. ; Scherer , J. P., Antenna engineering handbook - Chapter 14 - Frequency-Independent Antennas, Johnson , R. McGraw-Hill (3rd. edition), 19930101, Vol., No., Pag.14-1 - 14-5	
	4	Durgun , A. C. ; Reese , M. S. ; Balanis , C. A. et al, Flexible bow-tie antennas with reduced metallization, Radio and Wireless (RWS), 2011. IEEE Symposium, 20110116, Vol., No., Pag.Pages: 50-53	
	5	Dyson , J. D., The equiangular spiral antenna, Antennas and Propagation, IRE Transactions on, 19590401	
	6	Dyson , J. D., The non-planar equiangular spiral antenna, USAF Antenna Research and Development Program, 8th , 1958. Symposium on the, 19581020	
	7	Efland , T. R. et al, The earth is mobile power, Power Semiconductor Devices and IC's (ISPSD), 2003. International Symposium, 20030701	
	8	Ellis , A. R., Airborne UHF antenna pattern improvements, USAF Antenna Research and Development Program, 3th , 1953. Symposium on the, 19531018	
	9	Erätuuli , P. et al, Dual frequency wire antennas, Electronics Letters, 19960606	
	10	Esteban , J. ; Rebollar , J. M., Design and optimization of a compact Ka-Band antenna diplexer, Antennas and Propagation Society (APS), 1995. IEEE International Symposium, 19950618	
	11	Falconer , K., Fractal geometry _Full, John Wiley Sons - 2nd ed., 20030101	

INFORMATION DISCLOSURE STATEMENT BY APPLICANT (Not for submission under 37 CFR 1.99)		
	Application Number	
	Filing Date	
	First Named Inventor	Carles PUENTE BALIARDA
	Art Unit	
	Examiner Name	
	Attorney Docket Number	0690.0023CN5

	12	Falconer , K., Fractal geometry. Mathematical foundations and applications, John Wiley and Sons, 19900101, Pag.38-41	
	13	Falconer , K., Fractal Geometry: Mathematical Foundations and Applications, John Wiley & Sons, 19900101, Pag.38-44	
	14	Falconer , K., Fractal Geometry: Mathematical Foundations and Applications, John Wiley & Sons, 19900101, Pag.38-45	
	15	Fang , A, A dual frequency equilateral-triangular microstrip antenna with a pair of narrow slots, Microwave and Optical Technology Letters, 19991020	
	16	Feder, J., Fractals, Plenum Press, 19880101, Vol., No., Pag.pages 10-11, 15-17, and 25	
	17	Feng , J., Fractional box-counting approach to fractal dimension estimation, Pattern Recognition, 13th , 1996. International Conference on, 19960101	
	18	Fenwick , R. C., A new class of electrically small antennas, Antennas and Propagation, IEEE Transactions on, 19650501	
	19	Ferris , J. E., A status report of an Azimuth and elevation direction finder, USAF Antenna Research and Development Program, 18th , 1968. Symposium on the, 19681015	
	20	Fleischmann , J. et al., Prototyping networked embedded systems, Computer, 19990201	
	21	Fleishmann , M. ; Tildesley , D. J. ; Balls , R. C., Fractals in the natural sciences, Royal Society of London, 19990101	
	22	Force , R. et al., Synthesis of multilayer walls for radomes of aerospace vehicles, USAF Antenna Research and Development Program, 17th , 1967. Symposium on the, 19671114	

INFORMATION DISCLOSURE STATEMENT BY APPLICANT (Not for submission under 37 CFR 1.99)		
	Application Number	
	Filing Date	
	First Named Inventor	Carles PUENTE BALIARDA
	Art Unit	
	Examiner Name	
	Attorney Docket Number	0690.0023CN5

	23	Foroutan-Pour , K. ; Dutilleul , P. ; Smith , D.L., Advances in the implementation of the box-counting method of fractal dimension estimation, Applied Mathematics and Computation, 19990501, Vol.105, Pag.195-210	
	24	Foss , A., On migrating a legacy application to the palm platform, Program Comprehesion, 12th, 2004. International Workshop on, 20040101	
	25	Fujimoto , K. et al, Small Antennas, Research Studies Press LTD, 19870101, Pag.Preface and Table of Contents	
	26	Gagnepain , J. J., Fractal approach to two-dimensional and three-dimensional surface roughness, Wear, 19860501, Vol.109	
	27	Gambhir , A., User experience is key (Viewpoint), Mobile Handset Analyst, 20060912	
	28	Gandara , T. et al., Planar inverted-F antennas for small multi-standard handsets, Applied Electromagnetics and Communications (ICECom), 18th , 2005 International Conference on, 20051012	
	29	Garg , R. et al, Microstrip antenna design handbook - Chapter 1 - Microstrip Radiators, Artech House, 20010101	
	30	Garg , R. et al., Characteristics of coupled microstriplines, Microwave Theory and Techniques, IEEE Transactions on, 19790701	
	31	Garg , R. et al., Microstrip antenna design handbook, Artech House, 20010101, Pag.845	
	32	George , J. ; Aanandan , C. K. ; Mohanan , P. et al, Analysis of a new compact microstrip antenna, Antennas and Propagation, IEEE Transactions on, 19981101	
	33	Gianvittorio , J. P., Fractal element antennas - a compilation of configurations with novel characteristics, Antennas and Propagation Society (APS), 2000. IEEE International Symposium, 20000716	

INFORMATION DISCLOSURE STATEMENT BY APPLICANT (Not for submission under 37 CFR 1.99)		
	Application Number	
	Filing Date	
	First Named Inventor	Carles PUENTE BALIARDA
	Art Unit	
	Examiner Name	
	Attorney Docket Number	0690.0023CN5

	34	Gilbert , R. ; Pirrung , A. ; Kopf , D. et al., Structurally-integrated optically-reconfigurable antenna array, Antenna Applications, 1995. Symposium, 19950920	
	35	Gillespie , E. S., Glide slope antenna in the nose radome of the F-104 A and B, USAF Antenna Research and Development Program, 7th , 1957. Symposium on the, 19571021	
	36	Gobien , A. T., Investigation of low profile antenna designs for use in hand-held radios - Master of Science, Virginia Polytechnic Institute and State University, 20070801	
	37	Gough , C. E. ; Porch , A. ; Lancaster , M. J. et al, High Tc coplanar resonators for microwave applications and scientific studies, Physica C, 19970801, Vol.282-287, No.2001, Pag.395-398	
	38	Graf, R, Modern dictionary of electronics, Butterworth-Heinemann (6th Ed.), 19840101, Pag.209, 644	
	39	Gray , D. ; Lu , J. W. ; Thiel , D. V., Electronically steerable Yagi-Uda microstrip patch antenna array, Antennas and Propagation, IEEE Transactions on, 19980501, Vol.46	
	40	Greiser , J. W. and Brown , G. S., A 500:1 scale model of warla : A wide aperture radio location array, USAF Antenna Research and Development Program, 13th , 1963. Symposium on the, 19631014	
	41	Guo , Y., Miniature built-in multiband antennas for mobile handsets, Antennas and Propagation, IEEE Transactions on, 20040801, Vol.52, No.8	
	42	Guo , Y. X. ; Luk , K. F. Lee ; Chow , Y. L., Double U-slot rectangular patch antenna, Electronics Letters, 19980917	
	43	Guo , Z., A VSLI implementation of MIMO detection for future wireless communications, Personal Indoor and Mobile Radio Communications (PIMRC), 14th , 2003. International Symposium on, 20030101	
	44	Gupta , K. C., Broadbanding techniques for microstrip patch antennas - a review, Antenna Applications, 1988. Sysmposium, 19880921	

INFORMATION DISCLOSURE STATEMENT BY APPLICANT (Not for submission under 37 CFR 1.99)		
	Application Number	
	Filing Date	
	First Named Inventor	Carles PUENTE BALIARDA
	Art Unit	
	Examiner Name	
	Attorney Docket Number	0690.0023CN5

	45	Gupta , K. C. ; Benalla , A., Microstrip antenna design, Artech House, 19880101	
	46	Guterman , J., Dual-band miniaturized microstrip fractal antenna for a small GSM1800 + UMTS mobile handset, Melecon , IEEE, 20040512	
	47	Guterman , J. ; Moreira , A. ; Peixeiro , C., Two-elements multi-band fractal PIFA for MIMO applications in small size terminals, Antennas and Propagation Society (APS), 2004. IEEE International Symposium, 20040611	
	48	Hagström , P., Novel ceramic antenna filters for GSM / DECT and GSM / PCN network terminals, Personal Indoor and Mobile Radio Communications (PIMRC), 8th , 1997. Waves of the year 2000. International Symposium on, 19970901	
	49	Halloran , T. W., A dual channel VHF telemetry antenna system for re-entry vehicle applications, USAF Antenna Research and Development Program, 11th , 1961. Symposium on the, 19611016	
	50	Hansen , R. C., Fundamental limitations in antennas, Proceedings of the IEEE, 19810201, Vol.69, No.2, Pag.170-182	

If you wish to add additional non-patent literature document citation information please click the Add button Add

EXAMINER SIGNATURE

Examiner Signature		Date Considered	

*EXAMINER: Initial if reference considered, whether or not citation is in conformance with MPEP 609. Draw line through a citation if not in conformance and not considered. Include copy of this form with next communication to applicant.

[1] See Kind Codes of USPTO Patent Documents at www.USPTO.GOV or MPEP 901.04. [2] Enter office that issued the document, by the two-letter code (WIPO Standard ST.3). [3] For Japanese patent documents, the indication of the year of the reign of the Emperor must precede the serial number of the patent document. [4] Kind of document by the appropriate symbols as indicated on the document under WIPO Standard ST.16 if possible. [5] Applicant is to place a check mark here if English language translation is attached.

INFORMATION DISCLOSURE STATEMENT BY APPLICANT (Not for submission under 37 CFR 1.99)		
	Application Number	
	Filing Date	
	First Named Inventor	Carles PUENTE BALIARDA
	Art Unit	
	Examiner Name	
	Attorney Docket Number	0690.0023CN5

CERTIFICATION STATEMENT

Please see 37 CFR 1.97 and 1.98 to make the appropriate selection(s):

That each item of information contained in the information disclosure statement was first cited in any communication from a foreign patent office in a counterpart foreign application not more than three months prior to the filing of the information disclosure statement. See 37 CFR 1.97(e)(1).

OR

☐ That no item of information contained in the information disclosure statement was cited in a communication from a foreign patent office in a counterpart foreign application, and, to the knowledge of the person signing the certification after making reasonable inquiry, no item of information contained in the information disclosure statement was known to any individual designated in 37 CFR 1.56(c) more than three months prior to the filing of the information disclosure statement. See 37 CFR 1.97(e)(2).

See attached certification statement.

The fee set forth in 37 CFR 1.17 (p) has been submitted herewith.

☒ A certification statement is not submitted herewith.

SIGNATURE

A signature of the applicant or representative is required in accordance with CFR 1.33, 10.18. Please see CFR 1.4(d) for the form of the signature.

Signature	/Patrick J. Finnan/	Date (YYYY-MM-DD)	2021-04-30
Name/Print	Patrick J. Finnan	Registration Number	39189

This collection of information is required by 37 CFR 1.97 and 1.98. The information is required to obtain or retain a benefit by the public which is to file (and by the USPTO to process) an application. Confidentiality is governed by 35 U.S.C. 122 and 37 CFR 1.14. This collection is estimated to take 1 hour to complete, including gathering, preparing and submitting the completed application form to the USPTO. Time will vary depending upon the individual case. Any comments on the amount of time you require to complete this form and/or suggestions for reducing this burden, should be sent to the Chief Information Officer, U.S. Patent and Trademark Office, U.S. Department of Commerce, P.O. Box 1450, Alexandria, VA 22313-1450. DO NOT SEND FEES OR COMPLETED FORMS TO THIS ADDRESS. **SEND TO: Commissioner for Patents, P.O. Box 1450, Alexandria, VA 22313-1450.**

Privacy Act Statement

The Privacy Act of 1974 (P.L. 93-579) requires that you be given certain information in connection with your submission of the attached form related to a patent application or patent. Accordingly, pursuant to the requirements of the Act, please be advised that: (1) the general authority for the collection of this information is 35 U.S.C. 2(b)(2); (2) furnishing of the information solicited is voluntary; and (3) the principal purpose for which the information is used by the U.S. Patent and Trademark Office is to process and/or examine your submission related to a patent application or patent. If you do not furnish the requested information, the U.S. Patent and Trademark Office may not be able to process and/or examine your submission, which may result in termination of proceedings or abandonment of the application or expiration of the patent.

The information provided by you in this form will be subject to the following routine uses:

1. The information on this form will be treated confidentially to the extent allowed under the Freedom of Information Act (5 U.S.C. 552) and the Privacy Act (5 U.S.C. 552a). Records from this system of records may be disclosed to the Department of Justice to determine whether the Freedom of Information Act requires disclosure of these record s.

2. A record from this system of records may be disclosed, as a routine use, in the course of presenting evidence to a court, magistrate, or administrative tribunal, including disclosures to opposing counsel in the course of settlement negotiations.

3. A record in this system of records may be disclosed, as a routine use, to a Member of Congress submitting a request involving an individual, to whom the record pertains, when the individual has requested assistance from the Member with respect to the subject matter of the record.

4. A record in this system of records may be disclosed, as a routine use, to a contractor of the Agency having need for the information in order to perform a contract. Recipients of information shall be required to comply with the requirements of the Privacy Act of 1974, as amended, pursuant to 5 U.S.C. 552a(m).

5. A record related to an International Application filed under the Patent Cooperation Treaty in this system of records may be disclosed, as a routine use, to the International Bureau of the World Intellectual Property Organization, pursuant to the Patent Cooperation Treaty.

6. A record in this system of records may be disclosed, as a routine use, to another federal agency for purposes of National Security review (35 U.S.C. 181) and for review pursuant to the Atomic Energy Act (42 U.S.C. 218(c)).

7. A record from this system of records may be disclosed, as a routine use, to the Administrator, General Services, or his/her designee, during an inspection of records conducted by GSA as part of that agency's responsibility to recommend improvements in records management practices and programs, under authority of 44 U.S.C. 2904 and 2906. Such disclosure shall be made in accordance with the GSA regulations governing inspection of records for this purpose, and any other relevant (i.e., GSA or Commerce) directive. Such disclosure shall not be used to make determinations about individuals.

8. A record from this system of records may be disclosed, as a routine use, to the public after either publication of the application pursuant to 35 U.S.C. 122(b) or issuance of a patent pursuant to 35 U.S.C. 151. Further, a record may be disclosed, subject to the limitations of 37 CFR 1.14, as a routine use, to the public if the record was filed in an application which became abandoned or in which the proceedings were terminated and which application is referenced by either a published application, an application open to public inspections or an issued patent.

9. A record from this system of records may be disclosed, as a routine use, to a Federal, State, or local law enforcement agency, if the USPTO becomes aware of a violation or potential violation of law or regulation.

Doc code: IDS
Doc description: Information Disclosure Statement (IDS) Filed

PTO/SB/08a (02-18)
Approved for use through 11/30/2020. OMB 0651-0031
U.S. Patent and Trademark Office; U.S. DEPARTMENT OF COMMERCE
Under the Paperwork Reduction Act of 1995, no persons are required to respond to a collection of information unless it contains a valid OMB control number.

INFORMATION DISCLOSURE STATEMENT BY APPLICANT (**Not for submission under 37 CFR 1.99)**		
	Application Number	
	Filing Date	
	First Named Inventor	Carles PUENTE BALIARDA
	Art Unit	
	Examiner Name	
	Attorney Docket Number	0690.0023CN5

U.S.PATENTS						Remove
Examiner Initial*	Cite No	Patent Number	Kind Code[1]	Issue Date	Name of Patentee or Applicant of cited Document	Pages,Columns,Lines where Relevant Passages or Relevant Figures Appear
	1	6127977		2000-10-03	COHEN	
	2	6130651		2000-10-10	YANAGISAWA	
	3	6131042		2000-10-10	LEE	
	4	6138245		2000-10-24	SON	
	5	6140966		2000-10-31	PANKINAHO	
	6	6140969		2000-10-31	LINDENMEIER	
	7	6140975		2000-10-31	COHEN	
	8	6141540		2000-10-31	RICHARDS	

INFORMATION DISCLOSURE STATEMENT BY APPLICANT (Not for submission under 37 CFR 1.99)		
	Application Number	
	Filing Date	
	First Named Inventor	Carles PUENTE BALIARDA
	Art Unit	
	Examiner Name	
	Attorney Docket Number	0690.0023CN5

	9	6147649		2000-11-14	IVRISSIMTZIS	
	10	6147652		2000-11-14	SEKINE	
	11	6147655		2000-11-14	ROESNER	
	12	6157344		2000-12-05	BATEMAN	
	13	6160513		2000-12-12	DAVIDSON	
	14	6166694		2000-12-26	YING	
	15	6172618		2001-01-09	HAKOZAKI	
	16	6181281		2001-01-30	DESCLOS	
	17	6181284		2001-01-30	MADSEN	
	18	6195048		2001-02-27	CHIBA	
	19	6198442		2001-03-06	RUTKOWSKI	

INFORMATION DISCLOSURE STATEMENT BY APPLICANT (Not for submission under 37 CFR 1.99)		
	Application Number	
	Filing Date	
	First Named Inventor	Carles PUENTE BALIARDA
	Art Unit	
	Examiner Name	
	Attorney Docket Number	0690.0023CN5

	20	6201501		2001-03-13	ARKKO	
	21	6204826		2001-03-20	RUTKOWSKI	
	22	6211824		2001-04-03	HOLDEN	
	23	6211826		2001-04-03	AOKI	
	24	6211889		2001-04-03	STOUTAMIRE	
	25	6215474		2001-04-10	SHAH	
	26	6218992		2001-04-17	SADLER	
	27	6236366		2001-05-22	YAMAMOTO	
	28	6236372		2001-05-22	LINDENMEIER	
	29	6239765		2001-05-29	JOHNSON	
	30	6243592		2001-06-05	NAKADA	

INFORMATION DISCLOSURE STATEMENT BY APPLICANT (Not for submission under 37 CFR 1.99)		
	Application Number	
	Filing Date	
	First Named Inventor	Carles PUENTE BALIARDA
	Art Unit	
	Examiner Name	
	Attorney Docket Number	0690.0023CN5

	31	6255994		2001-07-03	SAITO	
	32	6259407		2001-07-10	TRAN	
	33	6266023		2001-07-24	NAGY	
	34	6266538		2001-07-24	WALDRON	
	35	6271794		2001-08-07	GEERAERT	
	36	6272356		2001-08-07	DOLMAN	
	37	6275198		2001-08-14	KENOUN	
	38	6281846		2001-08-28	PUENTE	
	39	6281848		2001-08-28	NAGUMO	
	40	6285326		2001-09-04	DIXIMUS	
	41	6285327		2001-09-04	SEE	

INFORMATION DISCLOSURE STATEMENT BY APPLICANT (Not for submission under 37 CFR 1.99)		
	Application Number	
	Filing Date	
	First Named Inventor	Carles PUENTE BALIARDA
	Art Unit	
	Examiner Name	
	Attorney Docket Number	0690.0023CN5

	42	6285342		2001-09-04	BRADY	
	43	6288680		2001-09-11	TSURU	
	44	6292154		2001-09-18	DEGUCHI	
	45	6300910		2001-10-09	KIM	
	46	6300914		2001-10-09	YANG	
	47	6301489		2001-10-09	WINSTEAD	
	48	6307511		2001-10-23	YING	
	49	6307512		2001-10-23	GEERAERT	
	50	6307519		2001-10-23	LIVINGSTON	

If you wish to add additional U.S. Patent citation information please click the Add button. Add

U.S.PATENT APPLICATION PUBLICATIONS Remove

Examiner Initial*	Cite No	Publication Number	Kind Code[1]	Publication Date	Name of Patentee or Applicant of cited Document	Pages,Columns,Lines where Relevant Passages or Relevant Figures Appear

INFORMATION DISCLOSURE STATEMENT BY APPLICANT (Not for submission under 37 CFR 1.99)		
	Application Number	
	Filing Date	
	First Named Inventor	Carles PUENTE BALIARDA
	Art Unit	
	Examiner Name	
	Attorney Docket Number	0690.0023CN5

	1							

If you wish to add additional U.S. Published Application citation information please click the Add button. Add

FOREIGN PATENT DOCUMENTS Remove

Examiner Initial*	Cite No	Foreign Document Number[3]	Country Code[2] i	Kind Code[4]	Publication Date	Name of Patentee or Applicant of cited Document	Pages,Columns,Lines where Relevant Passages or Relevant Figures Appear	T[5]
	1	00/22695	WO		2000-04-20	DIXIMUS		
	2	00/25266	WO		2000-05-04	ROYER		
	3	00/34916	WO		2000-06-15	GLOTON		
	4	00/36700	WO		2000-06-22	YING		
	5	00/49680	WO		2000-08-24	TURNBULL		
	6	00/52784	WO		2000-09-08	SIEMENS		
	7	00/52787	WO		2000-09-08	SCHOLZ		
	8	00/57511	WO		2000-09-28	SCHREIBER		

INFORMATION DISCLOSURE STATEMENT BY APPLICANT (Not for submission under 37 CFR 1.99)		
	Application Number	
	Filing Date	
	First Named Inventor	Carles PUENTE BALIARDA
	Art Unit	
	Examiner Name	
	Attorney Docket Number	0690.0023CN5

	9	00/65686	WO		2000-11-02	FAULKNER		
	10	00/67342	WO		2000-11-09	YLIJURVA		
	11	00/74172	WO		2000-12-07	EDVARDSSON		
	12	00/77728	WO		2000-12-21	FIDALGO		
	13	00/77884	WO		2000-12-21	LANGLEY		
	14	01/03238	WO		2001-01-11	PAN		
	15	01/05048	WO		2001-01-18	HAGSTROM		
	16	01/08093	WO		2001-02-01	CALVAS		
	17	01/08257	WO		2001-02-01	ROWELL		
	18	01/08260	WO		2001-02-01	RUTKOWSKI		
	19	01/09976	WO		2001-02-08	HUBER		

INFORMATION DISCLOSURE STATEMENT BY APPLICANT (Not for submission under 37 CFR 1.99)		
	Application Number	
	Filing Date	
	First Named Inventor	Carles PUENTE BALIARDA
	Art Unit	
	Examiner Name	
	Attorney Docket Number	0690.0023CN5

	20	01/11716	WO		2001-02-15	TONINATO		
	21	01/11721	WO		2001-02-15	RUTFORS		
	22	01/13464	WO		2001-02-22	SADLER		
	23	01/15271	WO		2001-03-01	ISHITOBI		
	24	01/17061	WO		2001-03-08	HUBER		
	25	01/17063	WO		2001-03-08	YING		
	26	01/17064	WO		2001-03-08	SANAD		
	27	01/18909	WO		2001-03-15	NAGUMO		
	28	01/20714	WO		2001-03-22	READING		
	29	01/20927	WO		2001-03-22	UNDERBRINK		
	30	01/22528	WO		2001-03-29	PUENTE		

INFORMATION DISCLOSURE STATEMENT BY APPLICANT (Not for submission under 37 CFR 1.99)		
	Application Number	
	Filing Date	
	First Named Inventor	Carles PUENTE BALIARDA
	Art Unit	
	Examiner Name	
	Attorney Docket Number	0690.0023CN5

	31	01/24314	WO		2001-04-05	LANGLEY		
	32	01/24316	WO		2001-04-05	TSUBAKI		
	33	01/26182	WO		2001-04-12	HELLGREN		
	34	01/28035	WO		2001-04-19	SANAD		
	35	01/29927	WO		2001-04-26	SCHREIBER		
	36	01/31739	WO		2001-05-03	SANAD		
	37	01/31747	WO		2001-05-03	PUENTE		
	38	01/33663	WO		2001-05-10	MOREN		
	39	01/33664	WO		2001-05-10	OLSSON		
	40	01/33665	WO		2001-05-10	JOHNSON		
	41	01/35491	WO		2001-05-17	BRACHAT		

INFORMATION DISCLOSURE STATEMENT BY APPLICANT (Not for submission under 37 CFR 1.99)		
	Application Number	
	Filing Date	
	First Named Inventor	Carles PUENTE BALIARDA
	Art Unit	
	Examiner Name	
	Attorney Docket Number	0690.0023CN5

	42	01/35492	WO		2001-05-17	HERVE		
	43	01/37369	WO		2001-05-25	CARLSON		
	44	01/37370	WO		2001-05-25	HU		
	45	01/41252	WO		2001-06-07	HUBER		
	46	01/47056	WO		2001-06-28	HUBER		
	47	01/48860	WO		2001-07-05	ITO		
	48	01/48861	WO		2001-07-05	ERIKSSON		
	49	01/54225	WO		2001-07-26	PUENTE		
	50	01/65636	WO		2001-09-07	HU		

If you wish to add additional Foreign Patent Document citation information please click the Add button [Add]

NON-PATENT LITERATURE DOCUMENTS [Remove]

Examiner Initials*	Cite No	Include name of the author (in CAPITAL LETTERS), title of the article (when appropriate), title of the item (book, magazine, journal, serial, symposium, catalog, etc), date, pages(s), volume-issue number(s), publisher, city and/or country where published.	T5

INFORMATION DISCLOSURE STATEMENT BY APPLICANT (Not for submission under 37 CFR 1.99)		
	Application Number	
	Filing Date	
	First Named Inventor	Carles PUENTE BALIARDA
	Art Unit	
	Examiner Name	
	Attorney Docket Number	0690.0023CN5

	1	Hara Prasad , R. V., Microstrip fractal patch antenna for multiband communication, Electromagnetic Letters, IEEE, 20000706, Vol.36, No.14, Pag.1179-1180	
	2	Harrington , R. F., Effect of antenna size on gain, bandwidth, and efficiency, Journal of Research of the National Bureau of Standards - D. Radio Propagation, 19600101, Vol.64D, No.1	
	3	Hart , N. ; Chalmers , A., Fractal element antennas, Digital Image Computer Techniques and Applications (DICTA) , Auckland, 1997., 19970602	
	4	Hartwig , S. et al, Mobile multimedia - challenges and opportunities, Consumer Electronics (ICCE), 2000. IEEE International Conference on, 20000901	
	5	Heberling , D. ; Geisser , M., Trends on handset antennas, Microwave Conference (EuMC), 29th , 1999. European, 19990303, Vol.1	
	6	Heikkili , M., Increasing HSDPA throughput by employing space-time equalization, Personal Indoor and Mobile Radio Communications (PIMRC), 15th , 2004 International Symposium on, 20040905, Vol.4	
	7	Henderson West , B, The Prentice-Hall encyclopedia of mathematics, Prentice-Hall, 19820101, Pag.404-425	
	8	Hikita , M. ; Shibagaki , N. ; Asal , K. et al, New miniature saw antenna duplexer used in GHz-band digital mobile cellular radios, Ultrasonics Symposium, IEEE, 19951107	
	9	Hikita , M. et al, Miniature SAW antenna duplexer for 800-Mhz portable telephone used in cellular radio systems, Microwave Theory and Techniques, IEEE Transactions on, 19880601	
	10	Hill , J. E. ; Bass , J. F., An integrated strip-transmission-line antenna system for J-band, USAF Antenna Research and Development Program, 23th , 1973. Symposium on the, 19731010	
	11	Hofer , D. A. ; Kesler , Dr. O. B. ; Loyet , L. L., A compact multi-polarized broadband antenna, Antenna Applications, 1989. Symposium, 19890920	

INFORMATION DISCLOSURE STATEMENT BY APPLICANT (Not for submission under 37 CFR 1.99)		
	Application Number	
	Filing Date	
	First Named Inventor	Carles PUENTE BALIARDA
	Art Unit	
	Examiner Name	
	Attorney Docket Number	0690.0023CN5

	12	Hoffmeister , M., The dual-frequency-inverted-F monopole antenna for mobile communications, N/A, 19990106	
	13	Hohlfeld , R. G. ; Cohen N., Self-similarity and the geometric requirements for frequency independence in antennae, Fractals, 19990117, Vol.7, No.1, Pag.79-84	
	14	Holtum , A. G., A dual frequency dual polarized microwave antenna, USAF Antenna Research and Development Program, 16th , 1966. Symposium on the, 19661011	
	15	Holzschuh , D. L., Hardened antennas for atlas and titan missile site communications, USAF Antenna Research and Development Program, 13th , 1963. Symposium on the, 19631014	
	16	Hong , J. S. ; Lancaster , M. J., Compact microwave elliptic function filter using novel microstrip meander open-loop resonators, Electronics Letters, 19960314, Vol.32, Pag.563 - 564	
	17	Hong , J. S. ; Lancaster , M. J., Recent advances in microstrip filters for communications and other applications, Advances in Passive Microwave Components, 1997. IEE Colloquium on, 19970522	
	18	Huang , C. ; Wu , J. Y. ; Wong , K. L., Cross slot coupled microstrip antenna and dielectric resonator antenna for circular polarization, Antennas and Propagation, IEEE Transactions on, 19990401	
	19	Huang , Q. ; Lorch , J. R. ; Dubes , R., Can the fractal dimension of images be measured?, Pattern Recognition, 19940201, Vol.27	
	20	Huynh , T. ; Lee , K. F., Single-layer single-patch wideband microstrip antenna, Electronics Letters, 19950803, Vol.31	
	21	Hyneman , R. F. ; Mayes , P. E. ; Becker , R. C., Homing antennas for aircraft (450 - 2500 MC), USAF Antenna Research and Development Program, 5th , 1955. Symposium on the, 19551016	
	22	Ikata , O. ; Satoh , Y. ; Uchishiba , H. et al, Development of small antenna duplexer using saw filters for handheld phones, Ultrasonics Symposium, IEEE, 19931031	

INFORMATION DISCLOSURE STATEMENT BY APPLICANT (Not for submission under 37 CFR 1.99)		
	Application Number	
	Filing Date	
	First Named Inventor	Carles PUENTE BALIARDA
	Art Unit	
	Examiner Name	
	Attorney Docket Number	0690.0023CN5

	23	Ingerson , P. G. ; Mayes , P. E., Asymmetrical feeders for log-periodic antennas, USAF Antenna Research and Development Program, 17th , 1967. Symposium on the, 19671114	
	24	Isbell , D. E., Multiple terminal log-periodic antennas, USAF Antenna Research and Development Program, 8th , 1958. Symposium on the, 19581020	
	25	Isbell , D. E., Non-planar logarithmically periodic antenna structures, USAF Antenna Research and Development Program, 7th , 1957. Symposium on the, 19571021	
	26	Ishikawa , Y. ; Hattori , J. ; Andoh , M. et al., 800 MHz High Power Bandpass Filter Using TM Dual Mode Dielectric Resonators, Microwave Conference (EuMC), 21st , 1991. European, 19910909, Vol.2	
	27	Iwasaki , H., A circularly polarized small size microstrip antenna with a cross slot, Antennas and Propagation, IEEE Transactions on, 19961001	
	28	Jaggard , D. L., Diffraction by Bandlimited Fractal Screens, Journal of the Optical Society of America, 19870601, Vol.4, No.6	
	29	Jaggard , D. L., Fractal electrodynamics and modeling, Directions in electromagnetic wave modeling, 19910101, Pag.435-446	
	30	James , J. R. ; Hall , P. S., Handbook of microstrip antennas, Peter Peregrinus Ltd., 19890101, Vol.1, Pages 3-4 , 205-207	
	31	Jang , B. et al, Internal antenna design for a triple band using an overlap of return loss, Kyungpook National University, 20060101	
	32	Jing , X., Compact planar monopole antenna for multi-band mobile phones, Microwave Conference (APMC), 2005. Asia-Pacific, 20051201, Vol.4	
	33	Johnson , R. C., Antenna engineering handbook - Table of contents, McGraw-Hill, 19930101	

INFORMATION DISCLOSURE STATEMENT BY APPLICANT (Not for submission under 37 CFR 1.99)		
	Application Number	
	Filing Date	
	First Named Inventor	Carles PUENTE BALIARDA
	Art Unit	
	Examiner Name	
	Attorney Docket Number	0690.0023CN5

	34	Jones , H. S., Conformal and Small antenna designs, Proceedings of the Antennas Applications Symposium, 19810801	
	35	Jones , W. D. et al., WI-Fi hotspot networks sprout like mushrooms, Spectrum, IEEE, 20020901	
	36	Katsibas , K. D. ; Balanis , C. A. ; Panayiotis , A. T. ; Birtcher , C. R., Folded loop antenna for mobile hand-held units, Antennas and Propagation, IEEE Transactions on, 19980201, Vol. 46, No.2	
	37	Kawitkar , R. S., Design of smart antenna testbed prototype, Antennas, Propagation and EM Theory (ISAPE), 6th. , 2003. International Symposium on, 20031028	
	38	Kim , W. et al., Internal dual-band low profile antenna for T-DMB/UHF mobile handset applications, Antennas and Propagation Society (APS), 2006. IEEE International Symposium, 20060709	
	39	Kim, S. M. et al., Design and implementation of dual wideband sleeve dipole type antenna for the reception of S-DMB and 2.4/5GHz WLAN signals, Antennas and Propagation Society (APS), 2006. IEEE International Symposium, 20060709	
	40	Kobayashi , K., Estimation of 3D fractal dimension of real electrical tree patterns, Properties and Applications of Dielectric Materials, 4th , 1994. International Conference on, 19940701	
	41	Kokotoff , D. M. ; Aberle , J. T. ; Waterhouse , R. B., Rigorous analysis of probe fed printed annular ring antennas, Antennas and Propagation, IEEE Transactions on, 19990201	
	42	Kraus , J. D., Antennas, McGraw-Hill Book Company, 19880101, Pag.Contents	
	43	Kraus , J. D., Antennas - Chapter 8, McGraw-Hill, 19880101, Chapter 8 : 340-359	
	44	Krikelis , A., Considerations for a new generation of mobile multimedia communication systems, Concurrency, IEEE, 20000401, Vol.8, No.2	

INFORMATION DISCLOSURE STATEMENT BY APPLICANT (Not for submission under 37 CFR 1.99)		
	Application Number	
	Filing Date	
	First Named Inventor	Carles PUENTE BALIARDA
	Art Unit	
	Examiner Name	
	Attorney Docket Number	0690.0023CN5

	45	Krikelis , A., Mobile multimedia considerations, Concurrency, IEEE, 19991001	
	46	Kritikos , H.N. ; Jaggard , D. L., Recent advances in electromagnetic theory - Chapter 6 On fractal electrodynamics, Springer, 19901001, Chapter 6	
	47	Kuhlman , E. A., A directional flush mounted UHF communications antenna for high performance jet aircraft for the 225-400 MC frequency range, USAF Antenna Research and Development Program, 5th , 1955. Symposium on the, 19551001	
	48	Kumar , G. ; Gupta , K., Nonradiating edges and four edges gap-coupled multiple resonator broadband microstrip antennas, Antennas and Propagation, IEEE Transactions on, 19850201	
	49	Kumar , G. ; Gupta , K., Directly coupled multiple resonator wide-band microstrip antennas, Antennas and Propagation, IEEE Transactions on, 19850606, Vol.AP-33	
	50	Kumar Bisoi , A. ; Mishra , J., On calculation of fractal dimension of images, Pattern Recognition Letters, 20010501, Vol.22	

If you wish to add additional non-patent literature document citation information please click the Add button Add

EXAMINER SIGNATURE

Examiner Signature		Date Considered	

*EXAMINER: Initial if reference considered, whether or not citation is in conformance with MPEP 609. Draw line through a citation if not in conformance and not considered. Include copy of this form with next communication to applicant.

[1] See Kind Codes of USPTO Patent Documents at www.USPTO.GOV or MPEP 901.04. [2] Enter office that issued the document, by the two-letter code (WIPO Standard ST.3). [3] For Japanese patent documents, the indication of the year of the reign of the Emperor must precede the serial number of the patent document. [4] Kind of document by the appropriate symbols as indicated on the document under WIPO Standard ST.16 if possible. [5] Applicant is to place a check mark here if English language translation is attached.

INFORMATION DISCLOSURE STATEMENT BY APPLICANT (Not for submission under 37 CFR 1.99)		
	Application Number	
	Filing Date	
	First Named Inventor	Carles PUENTE BALIARDA
	Art Unit	
	Examiner Name	
	Attorney Docket Number	0690.0023CN5

CERTIFICATION STATEMENT

Please see 37 CFR 1.97 and 1.98 to make the appropriate selection(s):

That each item of information contained in the information disclosure statement was first cited in any communication from a foreign patent office in a counterpart foreign application not more than three months prior to the filing of the information disclosure statement. See 37 CFR 1.97(e)(1).

OR

☐ That no item of information contained in the information disclosure statement was cited in a communication from a foreign patent office in a counterpart foreign application, and, to the knowledge of the person signing the certification after making reasonable inquiry, no item of information contained in the information disclosure statement was known to any individual designated in 37 CFR 1.56(c) more than three months prior to the filing of the information disclosure statement. See 37 CFR 1.97(e)(2).

See attached certification statement.

The fee set forth in 37 CFR 1.17 (p) has been submitted herewith.

☒ A certification statement is not submitted herewith.

SIGNATURE

A signature of the applicant or representative is required in accordance with CFR 1.33, 10.18. Please see CFR 1.4(d) for the form of the signature.

Signature	/Patrick J. Finnan/	Date (YYYY-MM-DD)	2021-04-30
Name/Print	Patrick J. Finnan	Registration Number	39189

This collection of information is required by 37 CFR 1.97 and 1.98. The information is required to obtain or retain a benefit by the public which is to file (and by the USPTO to process) an application. Confidentiality is governed by 35 U.S.C. 122 and 37 CFR 1.14. This collection is estimated to take 1 hour to complete, including gathering, preparing and submitting the completed application form to the USPTO. Time will vary depending upon the individual case. Any comments on the amount of time you require to complete this form and/or suggestions for reducing this burden, should be sent to the Chief Information Officer, U.S. Patent and Trademark Office, U.S. Department of Commerce, P.O. Box 1450, Alexandria, VA 22313-1450. DO NOT SEND FEES OR COMPLETED FORMS TO THIS ADDRESS. **SEND TO: Commissioner for Patents, P.O. Box 1450, Alexandria, VA 22313-1450.**

Privacy Act Statement

The Privacy Act of 1974 (P.L. 93-579) requires that you be given certain information in connection with your submission of the attached form related to a patent application or patent. Accordingly, pursuant to the requirements of the Act, please be advised that: (1) the general authority for the collection of this information is 35 U.S.C. 2(b)(2); (2) furnishing of the information solicited is voluntary; and (3) the principal purpose for which the information is used by the U.S. Patent and Trademark Office is to process and/or examine your submission related to a patent application or patent. If you do not furnish the requested information, the U.S. Patent and Trademark Office may not be able to process and/or examine your submission, which may result in termination of proceedings or abandonment of the application or expiration of the patent.

The information provided by you in this form will be subject to the following routine uses:

1. The information on this form will be treated confidentially to the extent allowed under the Freedom of Information Act (5 U.S.C. 552) and the Privacy Act (5 U.S.C. 552a). Records from this system of records may be disclosed to the Department of Justice to determine whether the Freedom of Information Act requires disclosure of these record s.

2. A record from this system of records may be disclosed, as a routine use, in the course of presenting evidence to a court, magistrate, or administrative tribunal, including disclosures to opposing counsel in the course of settlement negotiations.

3. A record in this system of records may be disclosed, as a routine use, to a Member of Congress submitting a request involving an individual, to whom the record pertains, when the individual has requested assistance from the Member with respect to the subject matter of the record.

4. A record in this system of records may be disclosed, as a routine use, to a contractor of the Agency having need for the information in order to perform a contract. Recipients of information shall be required to comply with the requirements of the Privacy Act of 1974, as amended, pursuant to 5 U.S.C. 552a(m).

5. A record related to an International Application filed under the Patent Cooperation Treaty in this system of records may be disclosed, as a routine use, to the International Bureau of the World Intellectual Property Organization, pursuant to the Patent Cooperation Treaty.

6. A record in this system of records may be disclosed, as a routine use, to another federal agency for purposes of National Security review (35 U.S.C. 181) and for review pursuant to the Atomic Energy Act (42 U.S.C. 218(c)).

7. A record from this system of records may be disclosed, as a routine use, to the Administrator, General Services, or his/her designee, during an inspection of records conducted by GSA as part of that agency's responsibility to recommend improvements in records management practices and programs, under authority of 44 U.S.C. 2904 and 2906. Such disclosure shall be made in accordance with the GSA regulations governing inspection of records for this purpose, and any other relevant (i.e., GSA or Commerce) directive. Such disclosure shall not be used to make determinations about individuals.

8. A record from this system of records may be disclosed, as a routine use, to the public after either publication of the application pursuant to 35 U.S.C. 122(b) or issuance of a patent pursuant to 35 U.S.C. 151. Further, a record may be disclosed, subject to the limitations of 37 CFR 1.14, as a routine use, to the public if the record was filed in an application which became abandoned or in which the proceedings were terminated and which application is referenced by either a published application, an application open to public inspections or an issued patent.

9. A record from this system of records may be disclosed, as a routine use, to a Federal, State, or local law enforcement agency, if the USPTO becomes aware of a violation or potential violation of law or regulation.

PTO/SB/08a (02-18)
Approved for use through 11/30/2020. OMB 0651-0031
U.S. Patent and Trademark Office; U.S. DEPARTMENT OF COMMERCE
Under the Paperwork Reduction Act of 1995, no persons are required to respond to a collection of information unless it contains a valid OMB control number.

INFORMATION DISCLOSURE STATEMENT BY APPLICANT
(Not for submission under 37 CFR 1.99)

Application Number	
Filing Date	
First Named Inventor	Carles PUENTE BALIARDA
Art Unit	
Examiner Name	
Attorney Docket Number	0690.0023CN5

U.S.PATENTS Remove

Examiner Initial*	Cite No	Patent Number	Kind Code[1]	Issue Date	Name of Patentee or Applicant of cited Document	Pages,Columns,Lines where Relevant Passages or Relevant Figures Appear
	1	6317083		2001-11-13	JOHNSON	
	2	6320543		2001-11-20	OHATA	
	3	6326919		2001-12-04	DIXIMUS	
	4	6327485		2001-12-04	WALDRON	
	5	6329951		2001-12-11	WEN	
	6	6329954		2001-12-11	FUCHS	
	7	6329962		2001-12-11	YING	
	8	6333716		2001-12-25	PONTOPPIDAN	

INFORMATION DISCLOSURE STATEMENT BY APPLICANT (Not for submission under 37 CFR 1.99)		
	Application Number	
	Filing Date	
	First Named Inventor	Carles PUENTE BALIARDA
	Art Unit	
	Examiner Name	
	Attorney Docket Number	0690.0023CN5

	9	6333719		2001-12-25	VARADAN	
	10	6343208		2002-01-29	YING	
	11	6346914		2002-02-12	ANNAMAA	
	12	6348892		2002-02-19	ANNAMAA	
	13	6352434		2002-03-05	EMMERT	
	14	6353443		2002-03-05	YING	
	15	6360105		2002-03-19	NAKADA	
	16	6366243		2002-04-02	ISOHATALA	
	17	6367939		2002-04-09	CARTER	
	18	6373447		2002-04-16	ROSTOKER	
	19	6380899		2002-09-30	MADSEN	

INFORMATION DISCLOSURE STATEMENT BY APPLICANT (Not for submission under 37 CFR 1.99)		
	Application Number	
	Filing Date	
	First Named Inventor	Carles PUENTE BALIARDA
	Art Unit	
	Examiner Name	
	Attorney Docket Number	0690.0023CN5

	20	6380902		2002-04-30	DUROUX	
	21	6384790		2002-05-07	DISHART	
	22	6388626		2002-05-14	GAMALIELSSON	
	23	6392610		2002-05-21	BRAUN	
	24	6396444		2002-05-28	GOWARD	
	25	6407710		2002-06-18	KEILEN	
	26	6408190		2002-06-18	YING	
	27	6417810		2002-07-09	HUELS	
	28	6417816		2002-07-09	SADLER	
	29	6421013		2002-07-16	CHUNG	
	30	6431712		2002-08-13	TURNBULL	

INFORMATION DISCLOSURE STATEMENT BY APPLICANT (Not for submission under 37 CFR 1.99)		
	Application Number	
	Filing Date	
	First Named Inventor	Carles PUENTE BALIARDA
	Art Unit	
	Examiner Name	
	Attorney Docket Number	0690.0023CN5

	31	6445352		2002-09-03	COHEN	
	32	6452549		2002-09-17	LO	
	33	6452553		2002-09-17	COHEN	
	34	6452556		2002-09-17	HA	
	35	6470174		2002-10-22	SCHEFTE	
	36	6476766		2002-11-05	COHEN	
	37	6476769		2002-11-05	LEHTOLA	
	38	6480159		2002-11-12	ILSU	
	39	6483462		2002-11-19	WEINBERGER	
	40	6496154		2002-12-17	GYENES	
	41	6498586		2002-12-24	PANKINAHO	

INFORMATION DISCLOSURE STATEMENT BY APPLICANT (Not for submission under 37 CFR 1.99)		
	Application Number	
	Filing Date	
	First Named Inventor	Carles PUENTE BALIARDA
	Art Unit	
	Examiner Name	
	Attorney Docket Number	0690.0023CN5

	42	6498588		2002-12-24	CALLAGHAN	
	43	6525691		2003-02-25	VARADAN	
	44	6538604		2003-03-25	ISOHATALA	
	45	6552690		2003-04-22	VEERASAMY	
	46	6573867		2003-06-03	DESCLOS	
	47	6597319		2003-07-22	MENG	
	48	6603434		2003-08-05	LINDENMEIER	
	49	6618017		2003-09-09	RYKEN	
	50	6650294		2003-11-18	YING	

If you wish to add additional U.S. Patent citation information please click the Add button. Add

U.S.PATENT APPLICATION PUBLICATIONS Remove

Examiner Initial*	Cite No	Publication Number	Kind Code[1]	Publication Date	Name of Patentee or Applicant of cited Document	Pages,Columns,Lines where Relevant Passages or Relevant Figures Appear

INFORMATION DISCLOSURE STATEMENT BY APPLICANT (Not for submission under 37 CFR 1.99)		
	Application Number	
	Filing Date	
	First Named Inventor	Carles PUENTE BALIARDA
	Art Unit	
	Examiner Name	
	Attorney Docket Number	0690.0023CN5

	1							

If you wish to add additional U.S. Published Application citation information please click the Add button. Add

FOREIGN PATENT DOCUMENTS Remove

Examiner Initial*	Cite No	Foreign Document Number[3]	Country Code[2] i	Kind Code[4]	Publication Date	Name of Patentee or Applicant of cited Document	Pages,Columns,Lines where Relevant Passages or Relevant Figures Appear	T[5]
	1	01/69805	WO		2001-09-20	PARK		
	2	01/73890	WO		2001-10-04	WALSTRA		
	3	01/78192	WO		2001-10-18	WEN		
	4	01/82410	WO		2001-11-01	PUENTE		
	5	01/86753	WO		2001-11-15	HACKERT		
	6	01/89031	WO		2001-11-22	BJORKMAN		
	7	01/08254	WO		2001-02-01	RUTKOWSKI		
	8	02/01668	WO		2002-01-03	VARADAN		

INFORMATION DISCLOSURE STATEMENT BY APPLICANT (Not for submission under 37 CFR 1.99)		
	Application Number	
	Filing Date	
	First Named Inventor	Carles PUENTE BALIARDA
	Art Unit	
	Examiner Name	
	Attorney Docket Number	0690.0023CN5

	9	02/03092	WO		2002-01-10	SONG		
	10	02/063715	WO		2002-08-15	GONG		
	11	02/065583	WO		2002-08-22	YABLONOVITCH		
	12	02/071535	WO		2002-09-12	BOYLE		
	13	02/078121	WO		2002-10-03	ROMERO		
	14	02/078123	WO		2002-10-03	BOLIN		
	15	02/078124	WO		2002-10-03	YING		
	16	02/080306	WO		2002-10-10	ZHOU		
	17	02/084790	WO		2002-10-24	PUENTE		
	18	02/087014	WO		2002-10-31	LARKAMP		
	19	02/091518	WO		2002-11-14	WHYBREW		

INFORMATION DISCLOSURE STATEMENT BY APPLICANT (Not for submission under 37 CFR 1.99)		
	Application Number	
	Filing Date	
	First Named Inventor	Carles PUENTE BALIARDA
	Art Unit	
	Examiner Name	
	Attorney Docket Number	0690.0023CN5

	20	02/095874	WO		2002-11-28	EASON		
	21	02/096166	WO		2002-11-28	OZGUR		
	22	02/23667	WO		2002-03-21	CHULAJATA		
	23	02/35646	WO		2002-05-02	PUENTE		
	24	02/35652	WO		2002-05-02	OH		
	25	03/003503	WO		2003-01-09	DESCLOS		
	26	03/017421	WO		2003-02-27	VEERASAMY		
	27	03/023900	WO		2003-03-20	QUINTERO		
	28	03/026064	WO		2003-03-27	BOYLE		
	29	03/043326	WO		2003-05-22	COOPER		
	30	03/047035	WO		2003-06-05	STANDKE		

INFORMATION DISCLOSURE STATEMENT BY APPLICANT (Not for submission under 37 CFR 1.99)		
	Application Number	
	Filing Date	
	First Named Inventor	Carles PUENTE BALIARDA
	Art Unit	
	Examiner Name	
	Attorney Docket Number	0690.0023CN5

	31	03/083989	WO		2003-10-09	JEONG		
	32	03/075398	WO		2003-09-12	RYHANEN		
	33	2004/001578	WO		2003-12-31	KESPOHL		
	34	2004/027922	WO		2004-04-01	KADAMBI		
	35	2004/062032	WO		2004-07-22	VANCE		
	36	2004/066437	WO		2004-08-05	PUENTE		
	37	2004/070874	WO		2004-08-19	PUCKEY		
	38	2004/077829	WO		2004-09-10	BERG		
	39	2004/079861	WO		2004-09-16	BOYANOV		
	40	2004/084345	WO		2004-09-30	PIETIG		
	41	2004/097976	WO		2004-11-11	PEDERSEN		

INFORMATION DISCLOSURE STATEMENT BY APPLICANT (Not for submission under 37 CFR 1.99)		
	Application Number	
	Filing Date	
	First Named Inventor	Carles PUENTE BALIARDA
	Art Unit	
	Examiner Name	
	Attorney Docket Number	0690.0023CN5

	42	2004/114464	WO		2004-12-29	PAM		
	43	2005/004283	WO		2005-01-13	RAO		
	44	2005/006743	WO		2005-01-20	MUSCHALLIK		
	45	2005/013515	WO		2005-02-10	KIM		
	46	2005/050780	WO		2005-06-02	SAITO		
	47	2005/055594	WO		2005-06-16	OKAMOTO		
	48	2005/057923	WO		2005-06-23	ALEKSIC		
	49	2005/062550	WO		2005-07-07	LEE		
	50	2005/067458	WO		2005-07-28	HARDACKER		

If you wish to add additional Foreign Patent Document citation information please click the Add button [Add]

NON-PATENT LITERATURE DOCUMENTS [Remove]

Examiner Initials*	Cite No	Include name of the author (in CAPITAL LETTERS), title of the article (when appropriate), title of the item (book, magazine, journal, serial, symposium, catalog, etc), date, pages(s), volume-issue number(s), publisher, city and/or country where published.	T5

INFORMATION DISCLOSURE STATEMENT BY APPLICANT (Not for submission under 37 CFR 1.99)		
	Application Number	
	Filing Date	
	First Named Inventor	Carles PUENTE BALIARDA
	Art Unit	
	Examiner Name	
	Attorney Docket Number	0690.0023CN5

	1	Kuo , S., Frequency-independent log-periodic antenna arrays with increased directivity and gain, USAF Antenna Research and Development Program, 21th , 1971. Symposium on the, 19711012	
	2	Kurpis , G. P., The New IEEE standard dictionary of electrical and electronics terms, IEEE Standards, 19930101, Pag.90, 352, 393	
	3	Kutter , R. E., Fractal antenna design, University of Dayton, 19960101	
	4	Kyriacos , S. ; Buczkowski , S. et al., A modified box-counting method, Fractals, 19940101, Vol.2, No.2, Pag.321-324	
	5	Ladebusch , U. ; Liss , C., Terrestrial DVB (DVB-T): a broadcast technology for stationary portable and mobile use, Proceedings of the IEEE, 20060101, Vol.94, No.1	
	6	Lam , K. W. ; Yung , E. K. N., A novel leaky wave antenna for the base station in an innovative indoors cellular mobile communication system, Antennas and Propagation Society (APS), 1999. IEEE International Symposium, 19990711	
	7	Lancaster , M. J. et al, Superconducting filters using slow-wave transmission lines, Advances in Superconductivity, 8th , New Delhi, 1996. International Symposium on, 19960101	
	8	Lancaster , M. J. et al., Miniature superconducting filters, Microwave Theory and Techniques, IEEE Transactions on, 19960701	
	9	Larson , J., A BAW Antenna Duplexer for the 1900 MHz PCS Band, Ultrasonics Symposium, IEEE, 19991017	
	10	Larson , L., Radio frequency integrated circuit technology for low-power wireless communications, Personal Communications, IEEE, 19980601	
	11	Lauwerier , H., Fractals. Endlessly repeated geometrical figures, Princeton University Press, 19910101, Vol.Chapters 1, 3 and 5 for Space-filling	

INFORMATION DISCLOSURE STATEMENT BY APPLICANT (Not for submission under 37 CFR 1.99)		
	Application Number	
	Filing Date	
	First Named Inventor	Carles PUENTE BALIARDA
	Art Unit	
	Examiner Name	
	Attorney Docket Number	0690.0023CN5

	12	Lee , C. S., Planar circularly polarized microstrip antenna with a single feed, Antennas and Propagation, IEEE Transactions on, 19990601	
	13	Lee , C. S. ; Chen , P. W., Electrically small microstrip antennas, Antennas and Propagation Society (APS), 2000. IEEE International Symposium, 20000707	
	14	Lee , J. C., Analysis of differential line length diplexers and long-stub filters, USAF Antenna Research and Development Program, 21th , 1971. Symposium on the, 19711012	
	15	Leisten , O. et al., Miniature dielectric-loaded personal telephone antennas with low user exposure, Electronics Letters, 19980820, Vol.34, No.17	
	16	Lettieri , P. et al, Advances in wireless terminals, Personal Communications, IEEE, 19990201	
	17	Li , J. ; Du , Q. ; Sun , C., An improved box-counting method for image fractal dimension estimation, Pattern Recognition, 20070906, Vol.42	
	18	Li , J. ; Sun , C. ; Du , Q., A New Box-Counting Method for Estimation of Image Fractal Dimension, Image Processing, 2006. IEEE International Conference on, 20061008	
	19	Liu , D., A multi-branch monopole antenna for dual-band cellular applications, Antennas and Propagation Society (APS), 1999. IEEE International Symposium, 19990903, Vol.3	
	20	Liu , S. T., An improved differential box-counting approach to compute fractal dimension of gray-level image, Information Science and Engineering (ISISE), 2008. International Symposium on, 20080304, Vol.1	
	21	Liu , Z. D. ; Hall , P. S. ; Wake , D., Dual-frequency planar inverted-f antenna, Antennas and Propagation, IEEE Transactions on, 19971001	
	22	Lo , T. K. ; Hwang , Y., Bandwidth enhancement of PIFA loaded with a very high permittivity material using FDTD, Antennas and Propagation Society (APS), 1998. IEEE International Symposium, 19980621	

INFORMATION DISCLOSURE STATEMENT BY APPLICANT (Not for submission under 37 CFR 1.99)		
	Application Number	
	Filing Date	
	First Named Inventor	Carles PUENTE BALIARDA
	Art Unit	
	Examiner Name	
	Attorney Docket Number	0690.0023CN5

	23	Lo , Y. T. ; Solomon , D. ; Richards , W. F., Theory and experiment on microstrip antennas, Antenna Applications, 1978. Symposium, 19780920	
	24	Locus , S. S., Antenna design for high performance missile environment, USAF Antenna Research and Development Program, 5th , 1955. Symposium on the, 19551016	
	25	Lu , J. H., Slot-coupled small triangular microstrip antenna, Microwave and Optical Technology Letters, 19971220	
	26	Lu , J. H. ; Tang , C. L. ; Wong , K. L., Novel dual-frequency and broad-band designs of slot-loaded equilateral triangular microstrip antennas, Antennas and Propagation, IEEE Transactions on, 20000701, Vol.48	
	27	Lu , J. H. ; Tang , C. L. ; Wong , K. L., Single-feed slotted equilateral triangular microstrip antenna for circular polarization, Antennas and Propagation, IEEE Transactions on, 19990701	
	28	Lu , J. H. ; Wong , K. L., Dual-frequency rectangular microstrip antenna with embedded spur lines and integrated reactive loading, Microwave and Optical Technology Letters, 19990520, Vol.21	
	29	Lu , J. H. ; Wong , K. L., Single-feed dual-frequency equilateral-triangular microstrip antenna with pair of spur lines, Electronics Letters, 19980611, Vol.34	
	30	Lu , J. H. ; Yang , K. P, Slot coupled compact triangular microstrip antenna with lumped load, Antennas and Propagation Society (APS), 1998. IEEE International Symposium, 19980621	
	31	Lu , J. H. et al., Slot-loaded, Meandered Rectangular Microstrip Antenna With Compact Dualfrequency Operation, Electronics Letters, 19980528, Vol.34, No.11	
	32	Lyon , J. ; Rassweiler , G. ; Chen , C., Ferrite-loading effects on helical and spiral antennas, USAF Antenna Research and Development Program, 15th , 1965. Symposium on the, 19651012	
	33	Maci , S. et al., Dual-band Slot-loaded patch antenna, Microwaves, Antennas and Propagation, IEE Proceedings H, 19950601, Vol.142, Pag.225-232	

INFORMATION DISCLOSURE STATEMENT BY APPLICANT (Not for submission under 37 CFR 1.99)		
	Application Number	
	Filing Date	
	First Named Inventor	Carles PUENTE BALIARDA
	Art Unit	
	Examiner Name	
	Attorney Docket Number	0690.0023CN5

	34	Maci , S. et al., Dual-frequency patch antennas, Antennas and Propagation Magazine, IEEE, 19971201	
	35	Mahmoud , Q. H., Building wireless internet services - state of the art, Computer Systems and Applications (ACS), 2003. IEEE International Conference on, 20030714	
	36	Mandelbrot , B. B., Opinions (Benoit B. Mandelbrot), World Scientific Publishing Company - Case 6:09-cv-00203-LED-JDL, 19930101	
	37	Mandelbrot, B. B., The fractal geometry of nature, Freeman and Company, 19820101, Pag. 32-35	
	38	Markopoupou , A. et al, Energy efficient communication in battery constrained portable devices, Broadband Networks (BroadNets), 2005. International Conference on, 20051001	
	39	Martin , R. W. ; Stangel , J. J., An unfurlable, high-gain log-periodic antenna for space use, USAF Antenna Research and Development Program, 17th , 1967. Symposium on the, 19671114	
	40	Martin, W. R., Flush vor antenna for c-121 aircraft, USAF Antenna Research and Development Program, 2th , 1952. Symposium on the, 19521019	
	41	Martinez-Vazquez , M. et al., Integrated planar multiband antennas for personal communications handsets, Antennas and Propagation, IEEE Transactions on, 20060201, Vol.54, No.2	
	42	Matsushima et al, Electromagnetically coupled dielectric chip antenna, Antennas and Propagation, IEEE Transactions on, 19980601	
	43	Matthaei , G. L., Microwave filters impedance-matching networks and coupling structures, Artech House, 19800101, Pag.1096	
	44	Matthaei , G. L. et al., Hairpin-comb filters for HTS and other narrow-band applications, Microwave Theory and Techniques, IEEE Transactions on, 19970801, Vol.45, No.3	

INFORMATION DISCLOSURE STATEMENT BY APPLICANT (Not for submission under 37 CFR 1.99)		
	Application Number	
	Filing Date	
	First Named Inventor	Carles PUENTE BALIARDA
	Art Unit	
	Examiner Name	
	Attorney Docket Number	0690.0023CN5

	45	May , M., Aerial magic, New Scientist, 19980131	
	46	Mayes , P., Some broadband , low-profile antennas, Antenna Applications, 1985. Symposium, 19850918	
	47	Mayes , P. E., High gain log-periodic antennas, USAF Antenna Research and Development Program, 10th , 1960. Symposium on the, 19601003	
	48	Mayes , P. E., Multi-arm logarithmic spiral antennas, USAF Antenna Research and Development Program, 10th , 1960. Symposium on the, 19601003	
	49	McCormick , J., A Low-profile electrically small VHF antenna, USAF Antenna Research and Development Program, 15th , 1965. Symposium on the, 19651012	
	50	McDowell , E. P., Flush mounted X-band beacon antennas for aircraft, USAF Antenna Research and Development Program, 3th , 1953. Symposium on the, 19531018	

If you wish to add additional non-patent literature document citation information please click the Add button Add

EXAMINER SIGNATURE

Examiner Signature		Date Considered	

*EXAMINER: Initial if reference considered, whether or not citation is in conformance with MPEP 609. Draw line through a citation if not in conformance and not considered. Include copy of this form with next communication to applicant.

[1] See Kind Codes of USPTO Patent Documents at www.USPTO.GOV or MPEP 901.04. [2] Enter office that issued the document, by the two-letter code (WIPO Standard ST.3). [3] For Japanese patent documents, the indication of the year of the reign of the Emperor must precede the serial number of the patent document. [4] Kind of document by the appropriate symbols as indicated on the document under WIPO Standard ST.16 if possible. [5] Applicant is to place a check mark here if English language translation is attached.

INFORMATION DISCLOSURE STATEMENT BY APPLICANT (Not for submission under 37 CFR 1.99)		
	Application Number	
	Filing Date	
	First Named Inventor	Carles PUENTE BALIARDA
	Art Unit	
	Examiner Name	
	Attorney Docket Number	0690.0023CN5

CERTIFICATION STATEMENT

Please see 37 CFR 1.97 and 1.98 to make the appropriate selection(s):

That each item of information contained in the information disclosure statement was first cited in any communication from a foreign patent office in a counterpart foreign application not more than three months prior to the filing of the information disclosure statement. See 37 CFR 1.97(e)(1).

OR

☐ That no item of information contained in the information disclosure statement was cited in a communication from a foreign patent office in a counterpart foreign application, and, to the knowledge of the person signing the certification after making reasonable inquiry, no item of information contained in the information disclosure statement was known to any individual designated in 37 CFR 1.56(c) more than three months prior to the filing of the information disclosure statement. See 37 CFR 1.97(e)(2).

See attached certification statement.

The fee set forth in 37 CFR 1.17 (p) has been submitted herewith.

☒ A certification statement is not submitted herewith.

SIGNATURE

A signature of the applicant or representative is required in accordance with CFR 1.33, 10.18. Please see CFR 1.4(d) for the form of the signature.

Signature	/Patrick J. Finnan/	Date (YYYY-MM-DD)	2021-04-30
Name/Print	Patrick J. Finnan	Registration Number	39189

This collection of information is required by 37 CFR 1.97 and 1.98. The information is required to obtain or retain a benefit by the public which is to file (and by the USPTO to process) an application. Confidentiality is governed by 35 U.S.C. 122 and 37 CFR 1.14. This collection is estimated to take 1 hour to complete, including gathering, preparing and submitting the completed application form to the USPTO. Time will vary depending upon the individual case. Any comments on the amount of time you require to complete this form and/or suggestions for reducing this burden, should be sent to the Chief Information Officer, U.S. Patent and Trademark Office, U.S. Department of Commerce, P.O. Box 1450, Alexandria, VA 22313-1450. DO NOT SEND FEES OR COMPLETED FORMS TO THIS ADDRESS. **SEND TO: Commissioner for Patents, P.O. Box 1450, Alexandria, VA 22313-1450.**

Privacy Act Statement

The Privacy Act of 1974 (P.L. 93-579) requires that you be given certain information in connection with your submission of the attached form related to a patent application or patent. Accordingly, pursuant to the requirements of the Act, please be advised that: (1) the general authority for the collection of this information is 35 U.S.C. 2(b)(2); (2) furnishing of the information solicited is voluntary; and (3) the principal purpose for which the information is used by the U.S. Patent and Trademark Office is to process and/or examine your submission related to a patent application or patent. If you do not furnish the requested information, the U.S. Patent and Trademark Office may not be able to process and/or examine your submission, which may result in termination of proceedings or abandonment of the application or expiration of the patent.

The information provided by you in this form will be subject to the following routine uses:

1. The information on this form will be treated confidentially to the extent allowed under the Freedom of Information Act (5 U.S.C. 552) and the Privacy Act (5 U.S.C. 552a). Records from this system of records may be disclosed to the Department of Justice to determine whether the Freedom of Information Act requires disclosure of these record s.

2. A record from this system of records may be disclosed, as a routine use, in the course of presenting evidence to a court, magistrate, or administrative tribunal, including disclosures to opposing counsel in the course of settlement negotiations.

3. A record in this system of records may be disclosed, as a routine use, to a Member of Congress submitting a request involving an individual, to whom the record pertains, when the individual has requested assistance from the Member with respect to the subject matter of the record.

4. A record in this system of records may be disclosed, as a routine use, to a contractor of the Agency having need for the information in order to perform a contract. Recipients of information shall be required to comply with the requirements of the Privacy Act of 1974, as amended, pursuant to 5 U.S.C. 552a(m).

5. A record related to an International Application filed under the Patent Cooperation Treaty in this system of records may be disclosed, as a routine use, to the International Bureau of the World Intellectual Property Organization, pursuant to the Patent Cooperation Treaty.

6. A record in this system of records may be disclosed, as a routine use, to another federal agency for purposes of National Security review (35 U.S.C. 181) and for review pursuant to the Atomic Energy Act (42 U.S.C. 218(c)).

7. A record from this system of records may be disclosed, as a routine use, to the Administrator, General Services, or his/her designee, during an inspection of records conducted by GSA as part of that agency's responsibility to recommend improvements in records management practices and programs, under authority of 44 U.S.C. 2904 and 2906. Such disclosure shall be made in accordance with the GSA regulations governing inspection of records for this purpose, and any other relevant (i.e., GSA or Commerce) directive. Such disclosure shall not be used to make determinations about individuals.

8. A record from this system of records may be disclosed, as a routine use, to the public after either publication of the application pursuant to 35 U.S.C. 122(b) or issuance of a patent pursuant to 35 U.S.C. 151. Further, a record may be disclosed, subject to the limitations of 37 CFR 1.14, as a routine use, to the public if the record was filed in an application which became abandoned or in which the proceedings were terminated and which application is referenced by either a published application, an application open to public inspections or an issued patent.

9. A record from this system of records may be disclosed, as a routine use, to a Federal, State, or local law enforcement agency, if the USPTO becomes aware of a violation or potential violation of law or regulation.

PTO/SB/08a (02-18)
Approved for use through 11/30/2020. OMB 0651-0031
U.S. Patent and Trademark Office; U.S. DEPARTMENT OF COMMERCE
Under the Paperwork Reduction Act of 1995, no persons are required to respond to a collection of information unless it contains a valid OMB control number.

INFORMATION DISCLOSURE STATEMENT BY APPLICANT
(Not for submission under 37 CFR 1.99)

Application Number	
Filing Date	
First Named Inventor	Carles PUENTE BALIARDA
Art Unit	
Examiner Name	
Attorney Docket Number	0690.0023CN5

U.S.PATENTS Remove

Examiner Initial*	Cite No	Patent Number	Kind Code[1]	Issue Date	Name of Patentee or Applicant of cited Document	Pages,Columns,Lines where Relevant Passages or Relevant Figures Appear
	1	6664932		2003-12-16	SABET	
	2	6680705		2004-01-20	TAN	
	3	6697022		2004-02-24	PONCE DE LEON	
	4	6697024		2004-02-24	FUERST	
	5	6707428		2004-03-16	GRAM	
	6	6716103		2004-04-06	ECK	
	7	6741215		2004-05-25	GRANT	
	8	6756944		2004-06-29	TESSIER	

INFORMATION DISCLOSURE STATEMENT BY APPLICANT (Not for submission under 37 CFR 1.99)		
	Application Number	
	Filing Date	
	First Named Inventor	Carles PUENTE BALIARDA
	Art Unit	
	Examiner Name	
	Attorney Docket Number	0690.0023CN5

	9	6762723		2004-07-13	DI NALLO	
	10	6784844		2004-08-31	BOAKES	
	11	6801164		2004-10-05	BIT-BABIK	
	12	6806834		2004-10-19	YOON	
	13	6831606		2004-12-14	SAJADINIA	
	14	6839040		2005-01-04	HUBER	
	15	6903686		2005-06-07	VANCE	
	16	6928413		2005-08-09	PULITZER	
	17	6967731		2005-11-22	KIZAWA	
	18	6989794		2006-01-24	TRAN	
	19	6992633		2006-01-31	KIM	

INFORMATION DISCLOSURE STATEMENT BY APPLICANT (Not for submission under 37 CFR 1.99)		
	Application Number	
	Filing Date	
	First Named Inventor	Carles PUENTE BALIARDA
	Art Unit	
	Examiner Name	
	Attorney Docket Number	0690.0023CN5

	20	7015868		2006-03-21	PUENTE BALIARDA ET AL	
	21	7030833		2006-04-18	OHARA	
	22	7068230		2006-06-27	QI	
	23	7069043		2006-06-27	SAWAMURA	
	24	7075484		2006-07-11	SUNG	
	25	7091911		2006-08-15	QI	
	26	7148850		2006-12-12	PUENTE BALIARDA ET AL	
	27	7151955		2006-12-19	HUBER	
	28	7183983		2007-02-27	OZDEN	
	29	7202822		2007-04-10	BALIARDA ET AL	
	30	7229385		2007-06-12	FREEMAN	

INFORMATION DISCLOSURE STATEMENT BY APPLICANT (Not for submission under 37 CFR 1.99)		
	Application Number	
	Filing Date	
	First Named Inventor	Carles PUENTE BALIARDA
	Art Unit	
	Examiner Name	
	Attorney Docket Number	0690.0023CN5

	31	7265724		2007-09-04	TAN	
	32	7394432		2008-07-01	BALIARDA ET AL	
	33	7397431		2008-07-08	BALIARDA ET AL	
	34	7511675		2009-03-31	PUENTE	
	35	7528782		2009-05-05	BALIARDA ET AL	
	36	7548915		2009-06-16	RAMER	
	37	8738103		2014-05-27	PUENTE BALIARDA ET AL	
	38	D441733		2001-05-08	DO	

If you wish to add additional U.S. Patent citation information please click the Add button. Add

U.S.PATENT APPLICATION PUBLICATIONS Remove

Examiner Initial*	Cite No	Publication Number	Kind Code[1]	Publication Date	Name of Patentee or Applicant of cited Document	Pages,Columns,Lines where Relevant Passages or Relevant Figures Appear
	1	20020000944	A1	2002-01-03	SABET ET AL	

INFORMATION DISCLOSURE STATEMENT BY APPLICANT (Not for submission under 37 CFR 1.99)		
	Application Number	
	Filing Date	
	First Named Inventor	Carles PUENTE BALIARDA
	Art Unit	
	Examiner Name	
	Attorney Docket Number	0690.0023CN5

	2	20040145527	A1	2004-07-29	MIKKOLA	
	3	20050176390	A1	2005-08-11	NAVSARIWALA ET AL	

If you wish to add additional U.S. Published Application citation information please click the Add button. Add

FOREIGN PATENT DOCUMENTS Remove

Examiner Initial*	Cite No	Foreign Document Number[3]	Country Code[2]	Kind Code[4]	Publication Date	Name of Patentee or Applicant of cited Document	Pages,Columns,Lines where Relevant Passages or Relevant Figures Appear	T[5]
	1	2005/069439	WO		2005-07-28	KENICHI		
	2	2005/076933	WO		2005-08-25	NAVSARIWALA		
	3	2005/081358	WO		2005-09-01	OLLIKAINEN		
	4	2005/081549	WO		2005-10-01	SCHMITT		
	5	2005/083991	WO		2005-09-09	SATO		
	6	2005/093605	WO		2005-10-06	KOPRA		
	7	2005/104445	WO		2005-11-03	PECEN		

INFORMATION DISCLOSURE STATEMENT BY APPLICANT (Not for submission under 37 CFR 1.99)		
	Application Number	
	Filing Date	
	First Named Inventor	Carles PUENTE BALIARDA
	Art Unit	
	Examiner Name	
	Attorney Docket Number	0690.0023CN5

	8	2005/107103	WO		2005-11-10	CLEVELAND		
	9	2005/114965	WO		2005-12-01	SUTTON		
	10	2006/003681	WO		2006-01-12	NOVARI		
	11	2006/008180	WO		2006-01-26	MUMBRU		
	12	2006/010583	WO		2006-02-02	FRANCESCHINI		
	13	2006/011323	WO		2006-02-02	YAMAZAKI		
	14	2006/011776	WO		2006-02-02	KIM		
	15	2006/027646	WO		2006-03-16	ROWSE		
	16	2006/036117	WO		2006-04-06	HAFEZ		
	17	2006/043756	WO		2006-04-27	KIM		
	18	2006/051113	WO		2006-05-18	SOLER		

INFORMATION DISCLOSURE STATEMENT BY APPLICANT (Not for submission under 37 CFR 1.99)		
	Application Number	
	Filing Date	
	First Named Inventor	Carles PUENTE BALIARDA
	Art Unit	
	Examiner Name	
	Attorney Docket Number	0690.0023CN5

	19	2006/070017	WO		2006-07-06	ANGUERA		
	20	2007/028448	WO		2007-03-15	MUMBRU		
	21	2007/128340	WO		2007-11-15	ANGUERA		
	22	88/09065	WO		1988-11-17	COLEMAN		
	23	93/12559	WO		1993-06-24	RASINGER		
	24	95/11530	WO		1995-04-27	ASHDOWN		
	25	96/04691	WO		1996-02-15	SANAD		
	26	96/27219	WO		1996-09-06	LAI		
	27	96/29755	WO		1996-09-26	PRUDHOMME		
	28	96/38881	WO		1996-12-05	HAYES		
	29	97/06578	WO		1997-02-20	COHEN		

INFORMATION DISCLOSURE STATEMENT BY APPLICANT (Not for submission under 37 CFR 1.99)		
	Application Number	
	Filing Date	
	First Named Inventor	Carles PUENTE BALIARDA
	Art Unit	
	Examiner Name	
	Attorney Docket Number	0690.0023CN5

	30	97/07557	WO		1997-02-27	COCKSON		
	31	97/11507	WO		1997-03-27	TASSOUDJI		
	32	97/32355	WO		1997-09-04	KOICHI		
	33	97/33338	WO		1997-11-12	ZHU		
	34	97/35360	WO		1997-11-25	LALEZARI		
	35	97/47054	WO		1997-12-11	EL-SHARAWY		
	36	98/05088	WO		1997-02-05	SCHAMBERGER		
	37	98/12771	WO		1998-03-26	ZHU		
	38	98/20578	WO		1998-05-14	GUDILEV		
	39	98/36469	WO		1998-08-20	LEE		
	40	99/03166	WO		1999-01-21	GAMALIELSSON		

INFORMATION DISCLOSURE STATEMENT BY APPLICANT (Not for submission under 37 CFR 1.99)		
	Application Number	
	Filing Date	
	First Named Inventor	Carles PUENTE BALIARDA
	Art Unit	
	Examiner Name	
	Attorney Docket Number	0690.0023CN5

	41	99/03167	WO		1999-01-21	FILIPSSON		
	42	99/03168	WO		1999-01-21	MOREN		
	43	99/25042	WO		1999-05-20	YING		
	44	99/25044	WO		1999-05-20	COHEN		
	45	99/27607	WO		1999-06-03	ISOHATALA		
	46	99/27608	WO		1999-06-03	COHEN		
	47	99/43039	WO		1999-08-26	FILIPOVIC		
	48	99/56345	WO		1999-11-04	NORBERG		
	49	99/57785	WO		1999-11-11	DIXIMUS		
	50	99/65102	WO		1999-12-16	SHEN		

If you wish to add additional Foreign Patent Document citation information please click the Add button [Add]

NON-PATENT LITERATURE DOCUMENTS [Remove]

EFS Web 2.1.18

INFORMATION DISCLOSURE STATEMENT BY APPLICANT (Not for submission under 37 CFR 1.99)		
	Application Number	
	Filing Date	
	First Named Inventor	Carles PUENTE BALIARDA
	Art Unit	
	Examiner Name	
	Attorney Docket Number	0690.0023CN5

Examiner Initials*	Cite No	Include name of the author (in CAPITAL LETTERS), title of the article (when appropriate), title of the item (book, magazine, journal, serial, symposium, catalog, etc), date, pages(s), volume-issue number(s), publisher, city and/or country where published.	T5
	1	McDowell , E. P., High speed aircraft antenna problems and some specific solutions for MX-1554, USAF Antenna Research and Development Program, 2th , 1952. Symposium on the, 19521019	
	2	McLean , J. S., A re-examination of the fundamental limits on the radiation q of electrically small antennas, Antennas and Propagation, IEEE Transactions on, 19960501	
	3	McSpadden , J. O., Design and experiments of a high-conversion-efficiency 5.8-GHz rectenna, Microwave Theory and Techniques, IEEE Transactions on, 19981201, Vol.46	
	4	Mehaute, A., Fractal Geometrics, CRC Press - Case 6:09-cv-00203-LED-JDL, 19900101, Pag.3-35	
	5	Meier , K. ; Burkhard , M. ; Schmid , T. et al, Broadband calibration of E-field probes in Lossy Media, Microwave Theory and Techniques, IEEE Transactions on, 19961001, Vol.44, No.10	
	6	Meinke , H. ; Gundlah , F. V., Radio engineering reference book - vol. 1 - Radio components. Circuits with lumped parameters..., State energy publishing house, 19610101, Pag.4	
	7	Misra , S., Experimental investigations on the impedance and radiation properties of a three-element concentric microstrip square-ring antenna, Microwave and Optical Technology Letters, 19960205, Vol.11, No.2	
	8	Misra , S. ; Chowdhury , S. K., Study of impedance and radiation properties of a concentric microstrip triangular-ring antenna and Its modeling techniques using FDTD method, Antennas and Propagation, IEEE Transactions on, 19980401, Vol. 46, No. 4	
	9	Model , A. M., Microwave filters in radiorelay systems, Svyaz, Moscow, 19670101	
	10	Moheb , H., Design and development of co-polarized ku-band ground terminal system for very small aperture terminal (VSAT) application, Antennas and Propagation Society (APS), 1999. IEEE International Symposium, 19990711	

INFORMATION DISCLOSURE STATEMENT BY APPLICANT (Not for submission under 37 CFR 1.99)		
	Application Number	
	Filing Date	
	First Named Inventor	Carles PUENTE BALIARDA
	Art Unit	
	Examiner Name	
	Attorney Docket Number	0690.0023CN5

	11	Moon , J. et al, A framework design for the next generation radio access system, Journal on Selected Areas in Communications , IEEE, 20060301	
	12	Morishita , H. et al, Design concept of antennas for small mobile terminals and the future perspective, Antennas and Propagation Magazine, IEEE, 20021001	
	13	Munson , R., Antenna engineering Handbook - Chapter 7 - Microstrip Antennas, Johnson , R. C. - McGraw-Hill - Third Edition, 19930101	
	14	Munson , R., Conformal microstrip array for a parabolic dish, USAF Antenna Research and Development Program, 23th , 1973. Symposium on the, 19731001	
	15	Munson , R., Microstrip phased array antennas, USAF Antenna Research and Development Program, 22th , 1972. Symposium on the, 19721011	
	16	Munson , R. E., Conformal microstrip communication antenna, USAF Antenna Research and Development Program, 23th , 1973. Symposium on the, 19731010	
	17	Muramoto , M. et al, Characteristics of a small planar loop antenna, Antennas and Propagation, IEEE Transactions on, 19971201	
	18	Murch , R. D. et al., Antenna systems for broadband wireless access, Communications Magazine, IEEE, 20020401	
	19	Mushiake, Y., Self-Complementary Antennas : Principle of Self Complementarity for Constant Impedance, Springer, 19960101, Pag.81-86	
	20	Musser , G., Practical fractals, Scientific American Magazine, 19990701, Vol.281, No.1	
	21	NA, American Heritage College Dictionary (1997). Pags 340 and 1016, Mifflin Comp. Case 6:09-cv-00203-LED-JDL, 19970101, Pag.340 , 1016	

INFORMATION DISCLOSURE STATEMENT BY APPLICANT (Not for submission under 37 CFR 1.99)		
	Application Number	
	Filing Date	
	First Named Inventor	Carles PUENTE BALIARDA
	Art Unit	
	Examiner Name	
	Attorney Docket Number	0690.0023CN5

	22	NA, American Heritage Dictionary of the English Language, Houghton Mifflin Company, 20000101, Pag.1306 - 1361	
	23	NA, Applications of IE3D in designing planar and 3D antennas - Release 15.0, Mentor Graphics, 20100101	
	24	NA, BenQ-Siemens EF81, S88 and S68, GSM Arena - www.gsmarena.com, 20060117	
	25	NA, Collins Dictionary, Collins, 19790101, Pag. 608	
	26	NA, Digital cellular telecommunications system (Phase 2) : Types of Mobile Stations (MX) (GSM 02.06), European Telecommunications Standard Institute (ETSI), 19960509	
	27	NA, Digital cellular telecommunications system (Phase 2 plus) ; Radio transmission and reception (GSM 05.05), European Telecommunications Standard Institute (ETSI), 19960701	
	28	NA, Digital cellular telecommunications system (Phase2) : Abbreviations and acronyms (GSM01.04) GSM Technical Specification vs. 5.0.0, European Telecommunications Standard Institute (ETSI), 19960301	
	29	NA, Digital cellular telecommunications system (Phase2). Mobile Station MS Conformance specifiaction Part 1 Conformance Specification GSM11.10-1), European Telecommunications Standard Institute (ETSI), 19960301	
	30	NA, Digital cellular telecommunications system (Phase2); Mobile Station (MS) conformance specification; Part 1: Conformance specification (GSM 11.10-1 version 4.21.1), European Telecommunications Standard Institute (ETSI), 19980801	
	31	NA, European Patent Convention - Article 123 - Declaration of Jeffery D. Baxter - Exhibit JJJ, European Patent Office, 20000101, Pag.132-133	
	32	NA, FCC - United States table of frequency allocations, Federal Communications Commission (FCC), 19991001, Pag.377-538	

INFORMATION DISCLOSURE STATEMENT BY APPLICANT (Not for submission under 37 CFR 1.99)		
	Application Number	
	Filing Date	
	First Named Inventor	Carles PUENTE BALIARDA
	Art Unit	
	Examiner Name	
	Attorney Docket Number	0690.0023CN5

	33	NA, Fractal Antenna - Frequently asked questions, Fractal Antenna Systems, 20110101	
	34	NA, FractalComs web - www.tsc.upc.es/fractalcoms/, Universitat Politecnica de Catalunya (UPC)	
	35	NA, Fractus web - www.fractus.com/main/fractus/corporate/, Fractus SA, 20101007	
	36	NA, GSM Technical specification and related materials, European Telecommunications Standard Institute (ETSI), 19960301	
	37	NA, Hagenuk mobile phone - Antenna photo - Technical specs - User manual, Hagenuk Telecom GmbH, 19960101	
	38	NA, Handset and antenna analysis - Next-IP project, IPR Department - Fractus, SA, 20060501	
	39	NA, IE3D User´s Manual, Mentor Graphics, 20100101, Vol.15.0	
	40	NA, IEEE Standard definitions of terms for antennas, IEEE Std. 145-1983, The Institute of Electrical and Electronic Engineers (IEEE), 19830622	
	41	NA, IEEE Standard Dictionary of Electrical and Electronics Terms, IEEE Press (6th ed.), 19960101, Pag. 359, 688, and 878	
	42	NA, IEEE Standard dictionary of electrical and electronics terms, IEEE Standard (6th ed.), 19960101, Vol., No., Pag. Pags 229, 431, 595, 857	
	43	NA, In Focus - Making TV mobile ; Making mobiles accessible ; Wi-Fi sidles up to cellular etc, Nokia, 20051101	

INFORMATION DISCLOSURE STATEMENT BY APPLICANT (Not for submission under 37 CFR 1.99)		
	Application Number	
	Filing Date	
	First Named Inventor	Carles PUENTE BALIARDA
	Art Unit	
	Examiner Name	
	Attorney Docket Number	0690.0023CN5

	44	NA, Int'l Electro-Technical Commission IEV No. 712-01-04 - Electropedia : the world's online electrotechnical vocabulary, Electropedia - http://www.electropedia.org, 19980401	
	45	NA, Letter to FCC - Application form 731 and Engineering Test Report by Nokia Mobile Phones for FCC ID: LJPNSW-6NX, M. Flom Associates (MFA), 19990401	
	46	NA, Merriam-Webster's Collegiate Dictionary (1993) - Declaration of J. Baxter - Exhibit CC, Merriam-Webster's. Case 6:09-cv-00203-LED-JDL, 19930101, Pag.863	
	47	NA, Motorola 2000x pager, Motorola, 19970613	
	48	NA, Motorola Advisor Elite mobile phone - Antenna photos - User manual, Motorola, 19970101	
	49	NA, Motorola Advisor Gold FLX pager, Motorola, 19960801	
	50	NA, Motorola Bravo Plus pager, Motorola, 19950303	

If you wish to add additional non-patent literature document citation information please click the Add button Add

EXAMINER SIGNATURE

Examiner Signature		Date Considered	

*EXAMINER: Initial if reference considered, whether or not citation is in conformance with MPEP 609. Draw line through a citation if not in conformance and not considered. Include copy of this form with next communication to applicant.

[1] See Kind Codes of USPTO Patent Documents at www.USPTO.GOV or MPEP 901.04. [2] Enter office that issued the document, by the two-letter code (WIPO Standard ST.3). [3] For Japanese patent documents, the indication of the year of the reign of the Emperor must precede the serial number of the patent document. [4] Kind of document by the appropriate symbols as indicated on the document under WIPO Standard ST.16 if possible. [5] Applicant is to place a check mark here if English language translation is attached.

INFORMATION DISCLOSURE STATEMENT BY APPLICANT (Not for submission under 37 CFR 1.99)		
	Application Number	
	Filing Date	
	First Named Inventor	Carles PUENTE BALIARDA
	Art Unit	
	Examiner Name	
	Attorney Docket Number	0690.0023CN5

CERTIFICATION STATEMENT

Please see 37 CFR 1.97 and 1.98 to make the appropriate selection(s):

That each item of information contained in the information disclosure statement was first cited in any communication from a foreign patent office in a counterpart foreign application not more than three months prior to the filing of the information disclosure statement. See 37 CFR 1.97(e)(1).

OR

☐ That no item of information contained in the information disclosure statement was cited in a communication from a foreign patent office in a counterpart foreign application, and, to the knowledge of the person signing the certification after making reasonable inquiry, no item of information contained in the information disclosure statement was known to any individual designated in 37 CFR 1.56(c) more than three months prior to the filing of the information disclosure statement. See 37 CFR 1.97(e)(2).

See attached certification statement.

The fee set forth in 37 CFR 1.17 (p) has been submitted herewith.

☒ A certification statement is not submitted herewith.

SIGNATURE

A signature of the applicant or representative is required in accordance with CFR 1.33, 10.18. Please see CFR 1.4(d) for the form of the signature.

Signature	/Patrick J. Finnan/	Date (YYYY-MM-DD)	2021-04-30
Name/Print	Patrick J. Finnan	Registration Number	39189

This collection of information is required by 37 CFR 1.97 and 1.98. The information is required to obtain or retain a benefit by the public which is to file (and by the USPTO to process) an application. Confidentiality is governed by 35 U.S.C. 122 and 37 CFR 1.14. This collection is estimated to take 1 hour to complete, including gathering, preparing and submitting the completed application form to the USPTO. Time will vary depending upon the individual case. Any comments on the amount of time you require to complete this form and/or suggestions for reducing this burden, should be sent to the Chief Information Officer, U.S. Patent and Trademark Office, U.S. Department of Commerce, P.O. Box 1450, Alexandria, VA 22313-1450. DO NOT SEND FEES OR COMPLETED FORMS TO THIS ADDRESS. **SEND TO: Commissioner for Patents, P.O. Box 1450, Alexandria, VA 22313-1450.**

Privacy Act Statement

The Privacy Act of 1974 (P.L. 93-579) requires that you be given certain information in connection with your submission of the attached form related to a patent application or patent. Accordingly, pursuant to the requirements of the Act, please be advised that: (1) the general authority for the collection of this information is 35 U.S.C. 2(b)(2); (2) furnishing of the information solicited is voluntary; and (3) the principal purpose for which the information is used by the U.S. Patent and Trademark Office is to process and/or examine your submission related to a patent application or patent. If you do not furnish the requested information, the U.S. Patent and Trademark Office may not be able to process and/or examine your submission, which may result in termination of proceedings or abandonment of the application or expiration of the patent.

The information provided by you in this form will be subject to the following routine uses:

1. The information on this form will be treated confidentially to the extent allowed under the Freedom of Information Act (5 U.S.C. 552) and the Privacy Act (5 U.S.C. 552a). Records from this system of records may be disclosed to the Department of Justice to determine whether the Freedom of Information Act requires disclosure of these record s.

2. A record from this system of records may be disclosed, as a routine use, in the course of presenting evidence to a court, magistrate, or administrative tribunal, including disclosures to opposing counsel in the course of settlement negotiations.

3. A record in this system of records may be disclosed, as a routine use, to a Member of Congress submitting a request involving an individual, to whom the record pertains, when the individual has requested assistance from the Member with respect to the subject matter of the record.

4. A record in this system of records may be disclosed, as a routine use, to a contractor of the Agency having need for the information in order to perform a contract. Recipients of information shall be required to comply with the requirements of the Privacy Act of 1974, as amended, pursuant to 5 U.S.C. 552a(m).

5. A record related to an International Application filed under the Patent Cooperation Treaty in this system of records may be disclosed, as a routine use, to the International Bureau of the World Intellectual Property Organization, pursuant to the Patent Cooperation Treaty.

6. A record in this system of records may be disclosed, as a routine use, to another federal agency for purposes of National Security review (35 U.S.C. 181) and for review pursuant to the Atomic Energy Act (42 U.S.C. 218(c)).

7. A record from this system of records may be disclosed, as a routine use, to the Administrator, General Services, or his/her designee, during an inspection of records conducted by GSA as part of that agency's responsibility to recommend improvements in records management practices and programs, under authority of 44 U.S.C. 2904 and 2906. Such disclosure shall be made in accordance with the GSA regulations governing inspection of records for this purpose, and any other relevant (i.e., GSA or Commerce) directive. Such disclosure shall not be used to make determinations about individuals.

8. A record from this system of records may be disclosed, as a routine use, to the public after either publication of the application pursuant to 35 U.S.C. 122(b) or issuance of a patent pursuant to 35 U.S.C. 151. Further, a record may be disclosed, subject to the limitations of 37 CFR 1.14, as a routine use, to the public if the record was filed in an application which became abandoned or in which the proceedings were terminated and which application is referenced by either a published application, an application open to public inspections or an issued patent.

9. A record from this system of records may be disclosed, as a routine use, to a Federal, State, or local law enforcement agency, if the USPTO becomes aware of a violation or potential violation of law or regulation.

Doc code: IDS
Doc description: Information Disclosure Statement (IDS) Filed

PTO/SB/08a (02-18)
Approved for use through 11/30/2020. OMB 0651-0031
U.S. Patent and Trademark Office; U.S. DEPARTMENT OF COMMERCE
Under the Paperwork Reduction Act of 1995, no persons are required to respond to a collection of information unless it contains a valid OMB control number.

INFORMATION DISCLOSURE STATEMENT BY APPLICANT (**Not for submission under 37 CFR 1.99)**		
	Application Number	
	Filing Date	
	First Named Inventor	Carles PUENTE BALIARDA
	Art Unit	
	Examiner Name	
	Attorney Docket Number	0690.0023CN5

U.S.PATENTS Remove

Examiner Initial*	Cite No	Patent Number	Kind Code[1]	Issue Date	Name of Patentee or Applicant of cited Document	Pages,Columns,Lines where Relevant Passages or Relevant Figures Appear
	1					

If you wish to add additional U.S. Patent citation information please click the Add button. Add

U.S.PATENT APPLICATION PUBLICATIONS Remove

Examiner Initial*	Cite No	Publication Number	Kind Code[1]	Publication Date	Name of Patentee or Applicant of cited Document	Pages,Columns,Lines where Relevant Passages or Relevant Figures Appear
	1					

If you wish to add additional U.S. Published Application citation information please click the Add button. Add

FOREIGN PATENT DOCUMENTS Remove

Examiner Initial*	Cite No	Foreign Document Number[3]	Country Code[2] i	Kind Code[4]	Publication Date	Name of Patentee or Applicant of cited Document	Pages,Columns,Lines where Relevant Passages or Relevant Figures Appear	T[5]
	1							

If you wish to add additional Foreign Patent Document citation information please click the Add button Add

NON-PATENT LITERATURE DOCUMENTS Remove

Examiner Initials*	Cite No	Include name of the author (in CAPITAL LETTERS), title of the article (when appropriate), title of the item (book, magazine, journal, serial, symposium, catalog, etc), date, pages(s), volume-issue number(s), publisher, city and/or country where published.	T[5]

INFORMATION DISCLOSURE STATEMENT BY APPLICANT (Not for submission under 37 CFR 1.99)		
	Application Number	
	Filing Date	
	First Named Inventor	Carles PUENTE BALIARDA
	Art Unit	
	Examiner Name	
	Attorney Docket Number	0690.0023CN5

	1	NA, Motorola P935, Motorola, 19970813	
	2	NA, Nokia 3210, Nokia, 19990101	
	3	NA, Nokia 3360, Nokia, 20010503	
	4	NA, Nokia 6233 and 6282 announced, GSM Arena, 20051201	
	5	NA, Nokia 8210, Nokia, 19990101	
	6	NA, Nokia 8260, Nokia, 20000908	
	7	NA, Nokia 8260 - FCC ID GMLNSW-4DX, Nokia, 19990401	
	8	NA, Nokia 8265, Nokia, 20020304	
	9	NA, Nokia 8810, Nokia, 19980101	
	10	NA, Nokia 8850, Nokia, 19990101	
	11	NA, Nokia 8860 - External photos - OET Exhibits list for FCC ID: LJPNSW-6NX, Federal Communications Commission (FCC), 19990708	

INFORMATION DISCLOSURE STATEMENT BY APPLICANT (Not for submission under 37 CFR 1.99)		
	Application Number	
	Filing Date	
	First Named Inventor	Carles PUENTE BALIARDA
	Art Unit	
	Examiner Name	
	Attorney Docket Number	0690.0023CN5

	12	NA, Nokia 8860 - Internal photos - FCC ID: LJPNSW-6NX, Nokia and Federal Communications Commission (FCC), 19990624	
	13	NA, Nokia N-Series - N91, N90 and N70, GSM Arena, 20050427	
	14	NA, Nokia N-Series - second wave, GSM Arena, 20051102	
	15	NA, Pictures of Mobile handset telephones, Fractus SA, 20070222	
	16	NA, RIM 857 pager, RIM, 20001001	
	17	NA, RIM 950 product - Photos of, RIM, 19980630	
	18	NA, RIM 957 page maker, RIM, 20001115	
	19	NA, Rockwell B-1B Lancer, <http://home.att.net/~jbaugher2/newb1_2.html>, 20011012	
	20	NA, Samsung at 3GSM 2006, GSM Arena, 20060213	
	21	NA, Software - Box counting dimension [electronic], Sewanee - http://www.sewanee.edu/Physics/PHYSICS123/BOX%20COUNTING%20DIMENSION.html, 20020401	
	22	NA, The American Century Dictionary, Oxford University Press, 19950101, Pag. 376, 448	

INFORMATION DISCLOSURE STATEMENT BY APPLICANT (Not for submission under 37 CFR 1.99)		
	Application Number	
	Filing Date	
	First Named Inventor	Carles PUENTE BALIARDA
	Art Unit	
	Examiner Name	
	Attorney Docket Number	0690.0023CN5

	23	NA, The American Heritage College Dictionary, Houghton Mifflin Comp. - 3d ed. - Case 6:09-cv-00203-LED-JDL, 19970101, Pag.684 and 1060	
	24	NA, The American Heritage Dictionary, Morris - William - (Second College edition) - Case 6:09-cv-00203-LED-JDL, 19820101, Pag.817 , 961	
	25	NA, The American Heritage Dictionary, New College ed. (2nd ed.), 19820101, Pag. 311, 1208	
	26	NA, The handbook of antenna design - Index, Rudge, A. W. et al. - Peter Peregrinus - Institution of Electrical Engineers, 19860101, Vol.1-2	
	27	NA, The Random House Dictionary, Random House, 19840101, Pag.1029, 1034	
	28	NA, United States Table of Frequency allocations - The Radio Spectrum, United States Department of Commerce, 19960301	
	29	NA, Webster's New Collegiate Dictionary, G & C Merriam Co., 19810101, Pag. 60, 237, 746	
	30	Nadan , T. ; Coupez , J. P., Integration of an antenna filter device, using a multi-layer, multi-technology process, Microwave Conference (EuMC), 28th , 1988. European, 19881001, Vol.1	
	31	Nagai , K. ; Mikuni , Y. ; Iwasaki , H., A mobile radio antenna system having a self-diplexing function, Vehicular Technology (VTC), 29th , 1979. IEEE Conference, 19791101, Vol.28	
	32	Nagy , L. L, Antenna engineering handbook - Chapter 39 - Automobile antennas, Volakis , J. - McGraw-Hill; 4th edition, 20070101, Chapter 39	
	33	Naik , A. ; Bathnagar , P. S., Experimental study on stacked ring coupled triangular microstrip antenna, Antenna Applications, 1994. Symposium, 19940921	

INFORMATION DISCLOSURE STATEMENT BY APPLICANT (Not for submission under 37 CFR 1.99)		
	Application Number	
	Filing Date	
	First Named Inventor	Carles PUENTE BALIARDA
	Art Unit	
	Examiner Name	
	Attorney Docket Number	0690.0023CN5

	34	Nakano , H. ; Vichien , K., Dual-frequency square patch antenna with rectangular notch, Electronics Letters, 19890803, Vol.25	
	35	Navarro , M., Original and translation in English of Final Degree Project - Diverse modifications applied to the Sierpinski antenna, a multi-band fractal antenna, Universitat Politecnica de Catalunya (UPC), 19971001	
	36	Neary , D., Fractal methods in image analysis and coding, Dublin City University - www.redbrick.dcu.ie/*bolsh/thesis/ node16.html and *node22.html, 20010122	
	37	Nelson , T. R. ; Jaggard , D. L., Fractals in the Imaging Sciences, Journal of the Optical Society of America, 19990101	
	38	Neuvo , Y. et al, Wireless meets multimedia - new products and services, Image Processing, 2002. IEEE International Conference on, 20020901	
	39	Ng , V., Diagnosis of melanoma with fractal dimesions, TENCON, 1993. IEEE Conference, 19930101	
	40	Nicol , C. ; Cooke , M., Integrated circuits for 3GPP mobile wireless systems, Custom Integrated Circuits, 2002. IEEE Conference, 20020101	
	41	Nishikawa , T., Ishikawa , Y., Hattori , J. and Wakino , K., Dielectric receiving filter with Sharp stopband using an active feedback resonator method for cellular base stations, Microwave Theory and Techniques, IEEE Transactions on, 19891201, Vol.37	
	42	Noguchi , K. et al, Broadbanding of a plate antenna with slits, Antennas and Propagation Society (APS), 2000. IEEE International Symposium, 20000716	
	43	Offutt , W. ; DeSize , L. K., Antenna Egineering Handbook - Chapter 23 - Methods of Polarization Synthesis, Johnson R. C. - McGraw Hill, 19930101, 3rd Ed.	
	44	Ohmine , H. et al., A TM mode annular-ring microstrip antenna for personal satellite communication use, IEICE Society, 1996. Conference of, 19960901, Vol.E79, No.9	

INFORMATION DISCLOSURE STATEMENT BY APPLICANT (Not for submission under 37 CFR 1.99)		
	Application Number	
	Filing Date	
	First Named Inventor	Carles PUENTE BALIARDA
	Art Unit	
	Examiner Name	
	Attorney Docket Number	0690.0023CN5

	45	Omar, A. A. ; Antar , Y. M. M., A new broad band dual frequency coplanar waveguide fed slot antenna, Antennas and Propagation Society (APS), 1999. IEEE International Symposium, 19990711	
	46	Ophir , L., Wi-Fi (IEEE802.11) and Bluetooth coexistence: issues and solutions, Personal Indoor and Mobile Radio Communications (PIMRC), 15th , 2004 International Symposium on, 20040101	
	47	Ou , J. D., An analysis of annular, annular sector, and circular sector microstrip antennas, Antenna Applications, 1981. Symposium, 19810923	
	48	Pahlavan , K. et al., Trends in local wireless data networks, Vehicular Technology (VTC), 46th , 1996. IEEE Conference, 19960428, Vol.1	
	49	Palit , S. K. ; Hamadi , A. ; Tan , D., Design of a wideband dual-frequency notched microstrip antenna, Antennas and Propagation Society (APS), 1998. IEEE International Symposium, 19980601	
	50	Pan, S. et al., Single-feed dual-frequency microstrip antenna with two patches, Antennas and Propagation Society (APS), 1999. IEEE International Symposium, 19990801	

If you wish to add additional non-patent literature document citation information please click the Add button [Add]

EXAMINER SIGNATURE

Examiner Signature		Date Considered	

*EXAMINER: Initial if reference considered, whether or not citation is in conformance with MPEP 609. Draw line through a citation if not in conformance and not considered. Include copy of this form with next communication to applicant.

[1] See Kind Codes of USPTO Patent Documents at www.USPTO.GOV or MPEP 901.04. [2] Enter office that issued the document, by the two-letter code (WIPO Standard ST.3). [3] For Japanese patent documents, the indication of the year of the reign of the Emperor must precede the serial number of the patent document. [4] Kind of document by the appropriate symbols as indicated on the document under WIPO Standard ST.16 if possible. [5] Applicant is to place a check mark here if English language translation is attached.

INFORMATION DISCLOSURE STATEMENT BY APPLICANT (Not for submission under 37 CFR 1.99)		
	Application Number	
	Filing Date	
	First Named Inventor	Carles PUENTE BALIARDA
	Art Unit	
	Examiner Name	
	Attorney Docket Number	0690.0023CN5

CERTIFICATION STATEMENT

Please see 37 CFR 1.97 and 1.98 to make the appropriate selection(s):

That each item of information contained in the information disclosure statement was first cited in any communication from a foreign patent office in a counterpart foreign application not more than three months prior to the filing of the information disclosure statement. See 37 CFR 1.97(e)(1).

OR

☐ That no item of information contained in the information disclosure statement was cited in a communication from a foreign patent office in a counterpart foreign application, and, to the knowledge of the person signing the certification after making reasonable inquiry, no item of information contained in the information disclosure statement was known to any individual designated in 37 CFR 1.56(c) more than three months prior to the filing of the information disclosure statement. See 37 CFR 1.97(e)(2).

See attached certification statement.

The fee set forth in 37 CFR 1.17 (p) has been submitted herewith.

☒ A certification statement is not submitted herewith.

SIGNATURE

A signature of the applicant or representative is required in accordance with CFR 1.33, 10.18. Please see CFR 1.4(d) for the form of the signature.

Signature	/Patrick J. Finnan/	Date (YYYY-MM-DD)	2021-04-30
Name/Print	Patrick J. Finnan	Registration Number	39189

This collection of information is required by 37 CFR 1.97 and 1.98. The information is required to obtain or retain a benefit by the public which is to file (and by the USPTO to process) an application. Confidentiality is governed by 35 U.S.C. 122 and 37 CFR 1.14. This collection is estimated to take 1 hour to complete, including gathering, preparing and submitting the completed application form to the USPTO. Time will vary depending upon the individual case. Any comments on the amount of time you require to complete this form and/or suggestions for reducing this burden, should be sent to the Chief Information Officer, U.S. Patent and Trademark Office, U.S. Department of Commerce, P.O. Box 1450, Alexandria, VA 22313-1450. DO NOT SEND FEES OR COMPLETED FORMS TO THIS ADDRESS. **SEND TO: Commissioner for Patents, P.O. Box 1450, Alexandria, VA 22313-1450.**

Privacy Act Statement

The Privacy Act of 1974 (P.L. 93-579) requires that you be given certain information in connection with your submission of the attached form related to a patent application or patent. Accordingly, pursuant to the requirements of the Act, please be advised that: (1) the general authority for the collection of this information is 35 U.S.C. 2(b)(2); (2) furnishing of the information solicited is voluntary; and (3) the principal purpose for which the information is used by the U.S. Patent and Trademark Office is to process and/or examine your submission related to a patent application or patent. If you do not furnish the requested information, the U.S. Patent and Trademark Office may not be able to process and/or examine your submission, which may result in termination of proceedings or abandonment of the application or expiration of the patent.

The information provided by you in this form will be subject to the following routine uses:

1. The information on this form will be treated confidentially to the extent allowed under the Freedom of Information Act (5 U.S.C. 552) and the Privacy Act (5 U.S.C. 552a). Records from this system of records may be disclosed to the Department of Justice to determine whether the Freedom of Information Act requires disclosure of these record s.

2. A record from this system of records may be disclosed, as a routine use, in the course of presenting evidence to a court, magistrate, or administrative tribunal, including disclosures to opposing counsel in the course of settlement negotiations.

3. A record in this system of records may be disclosed, as a routine use, to a Member of Congress submitting a request involving an individual, to whom the record pertains, when the individual has requested assistance from the Member with respect to the subject matter of the record.

4. A record in this system of records may be disclosed, as a routine use, to a contractor of the Agency having need for the information in order to perform a contract. Recipients of information shall be required to comply with the requirements of the Privacy Act of 1974, as amended, pursuant to 5 U.S.C. 552a(m).

5. A record related to an International Application filed under the Patent Cooperation Treaty in this system of records may be disclosed, as a routine use, to the International Bureau of the World Intellectual Property Organization, pursuant to the Patent Cooperation Treaty.

6. A record in this system of records may be disclosed, as a routine use, to another federal agency for purposes of National Security review (35 U.S.C. 181) and for review pursuant to the Atomic Energy Act (42 U.S.C. 218(c)).

7. A record from this system of records may be disclosed, as a routine use, to the Administrator, General Services, or his/her designee, during an inspection of records conducted by GSA as part of that agency's responsibility to recommend improvements in records management practices and programs, under authority of 44 U.S.C. 2904 and 2906. Such disclosure shall be made in accordance with the GSA regulations governing inspection of records for this purpose, and any other relevant (i.e., GSA or Commerce) directive. Such disclosure shall not be used to make determinations about individuals.

8. A record from this system of records may be disclosed, as a routine use, to the public after either publication of the application pursuant to 35 U.S.C. 122(b) or issuance of a patent pursuant to 35 U.S.C. 151. Further, a record may be disclosed, subject to the limitations of 37 CFR 1.14, as a routine use, to the public if the record was filed in an application which became abandoned or in which the proceedings were terminated and which application is referenced by either a published application, an application open to public inspections or an issued patent.

9. A record from this system of records may be disclosed, as a routine use, to a Federal, State, or local law enforcement agency, if the USPTO becomes aware of a violation or potential violation of law or regulation.

Doc code: IDS
Doc description: Information Disclosure Statement (IDS) Filed

PTO/SB/08a (02-18)
Approved for use through 11/30/2020. OMB 0651-0031
U.S. Patent and Trademark Office; U.S. DEPARTMENT OF COMMERCE
Under the Paperwork Reduction Act of 1995, no persons are required to respond to a collection of information unless it contains a valid OMB control number.

INFORMATION DISCLOSURE STATEMENT BY APPLICANT (**Not for submission under 37 CFR 1.99)**		
	Application Number	
	Filing Date	
	First Named Inventor	Carles PUENTE BALIARDA
	Art Unit	
	Examiner Name	
	Attorney Docket Number	0690.0023CN5

U.S.PATENTS Remove

Examiner Initial*	Cite No	Patent Number	Kind Code[1]	Issue Date	Name of Patentee or Applicant of cited Document	Pages,Columns,Lines where Relevant Passages or Relevant Figures Appear
	1					

If you wish to add additional U.S. Patent citation information please click the Add button. Add

U.S.PATENT APPLICATION PUBLICATIONS Remove

Examiner Initial*	Cite No	Publication Number	Kind Code[1]	Publication Date	Name of Patentee or Applicant of cited Document	Pages,Columns,Lines where Relevant Passages or Relevant Figures Appear
	1					

If you wish to add additional U.S. Published Application citation information please click the Add button. Add

FOREIGN PATENT DOCUMENTS Remove

Examiner Initial*	Cite No	Foreign Document Number[3]	Country Code[2] i	Kind Code[4]	Publication Date	Name of Patentee or Applicant of cited Document	Pages,Columns,Lines where Relevant Passages or Relevant Figures Appear	T[5]
	1							

If you wish to add additional Foreign Patent Document citation information please click the Add button Add

NON-PATENT LITERATURE DOCUMENTS Remove

Examiner Initials*	Cite No	Include name of the author (in CAPITAL LETTERS), title of the article (when appropriate), title of the item (book, magazine, journal, serial, symposium, catalog, etc), date, pages(s), volume-issue number(s), publisher, city and/or country where published.	T[5]

INFORMATION DISCLOSURE STATEMENT BY APPLICANT (Not for submission under 37 CFR 1.99)		
	Application Number	
	Filing Date	
	First Named Inventor	Carles PUENTE BALIARDA
	Art Unit	
	Examiner Name	
	Attorney Docket Number	0690.0023CN5

	1	Parker , E. A. ; El Sheikh , A. N. A., Convoluted array elements and reduced size unit cells for frequency selective surfaces, Microwaves, Antennas and Propagation, IEE Proceedings H, 19910201, Pag.19-22	
	2	Parker , S., McGraw-Hill Dictionary of Scientific and Technical Terms (5th ed. 1994), McGraw-Hill - Case 6:09-cv-00203-LED-JDL, 19940101, Pag.1542	
	3	Parker, E. A. ; El Sheikh , A. N. A., Convoluted dipole array elements, Electronics Letters, 19910214	
	4	Paschen , D. A., Broadband microstrip matching techniques, Antenna Applications, 1983. Symposium, 19830921	
	5	Paschen , D. A., Structural stopband elimination with the monopole-slot antenna, Antenna Applications, 1982. Symposium, 19820922	
	6	Paschen , D. A. ; Olson , S., A crossed-slot antenna with an infinite balun feed, Antenna Applications, 1995. Symposium, 19950920	
	7	Peitgen , H., Chaos and fractals : New frontiers of science, Springer, 19920101, Pages: 231-233 and 386-391	
	8	Peitgen , H. ; Saupe , D., The science of fractal images, Springer, 19880101, Pag 60-63	
	9	Peitgen , H. O. ; Jürgens , H. ; Saupe , D., Chaos and fractals. New frontiers of science, Springer, 19930212, Pages: 212-216 ; 387-388	
	10	Peitgen , H. O. ; Saupe , H., The science of fractal images, Springer, 19880101, Pag. 1-3, 24-27, 58-61	
	11	Peitgen , H. O. et al, Chaos and fractals, Springer, 19920101, Pag.: 23-28, 94-95, 202-206, 225, 231-243, 283-292, 392-396, 441, 225, 372-373, 386-389, 390-391	

INFORMATION DISCLOSURE STATEMENT BY APPLICANT (Not for submission under 37 CFR 1.99)		
	Application Number	
	Filing Date	
	First Named Inventor	Carles PUENTE BALIARDA
	Art Unit	
	Examiner Name	
	Attorney Docket Number	0690.0023CN5

	12	Peitgen , H. O. et al, Chaos and fractals, Springer, 19920101, Pag.: 880 - 895	
	13	Peitgen , H. O. et al, Chaos and fractals : new frontiers of science, Springer, 19920101, Pag.: 22-26, 62-66, 94-105, 212-219, 229-243	
	14	Penn , A., Fractal dimension of low-resolution medical images, Engineering in Medicine and Biology Society (EMBS), 18th ,1996. IEEE Annual International Conference of the, 19960101	
	15	Perez-Costa , X. et al, Analysis of the integration of IEEE 802.11e capabilities in battery limited mobile devices, Wireless Communications, IEEE, 20051201	
	16	Phelan , R., A wide-band parallel-connected balun, Microwave Theory and Techniques, IEEE Transactions on, 19700501	
	17	Poilasne , G., Active metallic photonic band-gap materials (MPBG): experimental resultors on beam shaper, Antennas and Propagation, IEEE Transactions on, 20000101, Vol.48, No.1	
	18	Pozar , D. M., Comparison of three methods for the measurement of printed antenna efficiency, Antennas and Propagation, IEEE Transactions on, 19880101	
	19	Pozar , D. M., Microstrip antennas, Proceedings of the IEEE, 19920101	
	20	Pozar , D. M., Microwave Engineering - Chapter 12: Introduction to Microwave Systems, Addison-Wesley, 19900101, Pag.663-666 , 675-676	
	21	Pozar , D. M. ; Newman , E. H., Analysis of a Monopole Mounted near or at the Edge of a Half-Plane, Antennas and Propagation, IEEE Transactions on, 19810501, Vol.AP-29, No.3	
	22	Pozar , D. M. ; Schaubert , D. H., Microstrip antennas. The analysis and design of microstrip antennas and arrays, IEEE Press; Pozar, Schaubert, 19950101, Pag.431	

INFORMATION DISCLOSURE STATEMENT BY APPLICANT (Not for submission under 37 CFR 1.99)		
	Application Number	
	Filing Date	
	First Named Inventor	Carles PUENTE BALIARDA
	Art Unit	
	Examiner Name	
	Attorney Docket Number	0690.0023CN5

	23	Pressley, A, Elementary Differential Geometry, Springer, 20000101, Pag.252-257	
	24	Pribetich , P. ; Combet , Y. et al, Quasifractal planar microstrip resonators for microwave circuits, Microwave and Optical Technology Letters, 19990620, Vol.21, No.6, Pag.433-436	
	25	Prokhorov , A. M., Bolshaya Sovetskaya Entsiklopediya, Sovetskaya Entsiklopediya, 19760101, Vol.24, Book 1, Pag.67	
	26	Puente , C, Fractal antennas, Universitat Politecnica de Catalunya (UPC), 19970501, Pages: ix-xiv, 234-237	
	27	Puente , C., Fractal antennas, Universitat Politecnica de Catalunya (UPC), 19970501	
	28	Puente , C. ; Claret , J. ; Sagues , F. et al, Multiband properties of a fractal tree antenna generated by electrochemical deposition, Electronics Letters, 19961205, Vol.32, No.25, Pag.2298-2299	
	29	Puente , C. ; Pous , R., Diseño fractal de agrupaciones de antenas - Fractal design of antenna arrays, Unión Científica Internacional de la Radio (URSI), 9th , La Palma, 1994. Simposium Nacional de la, 19940901	
	30	Puente , C. ; Pous , R., Fractal design of multiband and low side-lobe arrays, Antennas and Propagation, IEEE Transactions on, 19960501, Vol.44, No.5	
	31	Puente , C. ; Romeu , J. ; Bartolome , R. ; Pous , R., Perturbation of the Sierpinski antenna to allocate operating bands, Electronics Letters, 19961121, Vol.32, No.24	
	32	Puente , C. ; Romeu , J. ; Cardama , A., Fractal-shaped antennas, Frontiers in electromagnetics - IEEE Press, 20000101, Chapter 2, Pag.48-50	
	33	Puente , C. ; Romeu , J. ; Cardama , A., La antena de Koch - un monopolo largo pero pequeño, Unión Científica Internacional de la Radio (URSI), 12th , Bilbao, 1997. Simposium Nacional de la, 19980901	

INFORMATION DISCLOSURE STATEMENT BY APPLICANT (Not for submission under 37 CFR 1.99)		
	Application Number	
	Filing Date	
	First Named Inventor	Carles PUENTE BALIARDA
	Art Unit	
	Examiner Name	
	Attorney Docket Number	0690.0023CN5

	34	Puente , C. ; Romeu , J. ; Cardama , A. ; Pous , R., Multiband fractal antennas and arrays, Fractals engineering - from theory to industrial applications, 19970101	
	35	Puente , C. ; Romeu , J. ; Cardama , A. ; Pous , R., On the behavior of the Sierpinski multiband fractal antenna, Antennas and Propagation, IEEE Transactions on, 19980401, Vol.46, No.4	
	36	Puente , C. ; Romeu , J. ; Cardama, A., The Koch monopole - a small fractal antenna, Antennas and Propagation, IEEE Transactions on, 20001101, Vol.48, No.11	
	37	Puente , C. et al, Small but long Koch fractal monopole, Electronics Letters, 19980108, Vol.34, No.1, Pag.9-10	
	38	Qiu , J. et al., A planar monopole antenna design with band-notched characteristic, Antennas and Propagation, IEEE Transactions on, 20060101, Vol.54, No.1, Pag.288-292	
	39	Rademacher , H. ; Toeplitz , O., The Enjoyment of Math, Princeton Science Library, 19570101, Pag. 164-169	
	40	Rensh , Y. A., Broadband microstrip antenna, Antenna Theory and Techniques, 1998. International Conference on, 19980922, Vol.28, Pag.420-423	
	41	Rich , B., Review of Elementary Mathematics 2d ed.1997, McGraw - Hill - Case 6:09-cv-00203-LED-JDL, 19970101, Pag. 245-247	
	42	Romeu , J. ; Blanch , S., A three dimensional hilbert antenna, Antennas and Propagation Society (APS), 2002. IEEE International Symposium, 20020616	
	43	Romeu , J. ; Puente , C. ; Cardama , J., Small fractal antennas, Fractals in Engineering, 1999. India Conference, 19990601, Pag.35-36	
	44	Rosa , J. ; Case E. W., A wide angle circularly polarized omnidirectional array antenna, USAF Antenna Research and Development Program, 18th , 1968. Symposium on the, 19681015	

INFORMATION DISCLOSURE STATEMENT BY APPLICANT (Not for submission under 37 CFR 1.99)		
	Application Number	
	Filing Date	
	First Named Inventor	Carles PUENTE BALIARDA
	Art Unit	
	Examiner Name	
	Attorney Docket Number	0690.0023CN5

	45	Rotman , W., Problems encountered in the design of flush-mounted antennas for high speed aircraft, USAF Antenna Research and Development Program, 2th , 1952. Symposium on the, 19521019, Vol.46	
	46	Rouvier , R. et al., Fractal analysis of bidimensional profiles and application to electromagnetic scattering from soils, IEEE, 19960101	
	47	Rowell , C. R. ; Murch , R. D., A compact PIFA suitable for dual-frequency 900-1800-MHz operation, Antennas and Propagation, IEEE Transactions on, 19980401	
	48	Rowell , C. R. ; Murch , R.D., A capacitively loaded PIFA for compact mobile telephone handsets, Antennas and Propagation, IEEE Transactions on, 19970501	
	49	Rumsey , V., Frequency independent antennas, Academic Press, 19960101, Pag.2-3	
	50	Rumsey , V., Frequency independent antennas - Full, Academic Press, 19660101	

If you wish to add additional non-patent literature document citation information please click the Add button Add

EXAMINER SIGNATURE

Examiner Signature		Date Considered	

*EXAMINER: Initial if reference considered, whether or not citation is in conformance with MPEP 609. Draw line through a citation if not in conformance and not considered. Include copy of this form with next communication to applicant.

[1] See Kind Codes of USPTO Patent Documents at www.USPTO.GOV or MPEP 901.04. [2] Enter office that issued the document, by the two-letter code (WIPO Standard ST.3). [3] For Japanese patent documents, the indication of the year of the reign of the Emperor must precede the serial number of the patent document. [4] Kind of document by the appropriate symbols as indicated on the document under WIPO Standard ST.16 if possible. [5] Applicant is to place a check mark here if English language translation is attached.

INFORMATION DISCLOSURE STATEMENT BY APPLICANT (Not for submission under 37 CFR 1.99)		
	Application Number	
	Filing Date	
	First Named Inventor	Carles PUENTE BALIARDA
	Art Unit	
	Examiner Name	
	Attorney Docket Number	0690.0023CN5

CERTIFICATION STATEMENT

Please see 37 CFR 1.97 and 1.98 to make the appropriate selection(s):

That each item of information contained in the information disclosure statement was first cited in any communication from a foreign patent office in a counterpart foreign application not more than three months prior to the filing of the information disclosure statement. See 37 CFR 1.97(e)(1).

OR

☐ That no item of information contained in the information disclosure statement was cited in a communication from a foreign patent office in a counterpart foreign application, and, to the knowledge of the person signing the certification after making reasonable inquiry, no item of information contained in the information disclosure statement was known to any individual designated in 37 CFR 1.56(c) more than three months prior to the filing of the information disclosure statement. See 37 CFR 1.97(e)(2).

See attached certification statement.

The fee set forth in 37 CFR 1.17 (p) has been submitted herewith.

☒ A certification statement is not submitted herewith.

SIGNATURE

A signature of the applicant or representative is required in accordance with CFR 1.33, 10.18. Please see CFR 1.4(d) for the form of the signature.

Signature	/Patrick J. Finnan/	Date (YYYY-MM-DD)	2021-04-30
Name/Print	Patrick J. Finnan	Registration Number	39189

This collection of information is required by 37 CFR 1.97 and 1.98. The information is required to obtain or retain a benefit by the public which is to file (and by the USPTO to process) an application. Confidentiality is governed by 35 U.S.C. 122 and 37 CFR 1.14. This collection is estimated to take 1 hour to complete, including gathering, preparing and submitting the completed application form to the USPTO. Time will vary depending upon the individual case. Any comments on the amount of time you require to complete this form and/or suggestions for reducing this burden, should be sent to the Chief Information Officer, U.S. Patent and Trademark Office, U.S. Department of Commerce, P.O. Box 1450, Alexandria, VA 22313-1450. DO NOT SEND FEES OR COMPLETED FORMS TO THIS ADDRESS. **SEND TO: Commissioner for Patents, P.O. Box 1450, Alexandria, VA 22313-1450.**

Privacy Act Statement

The Privacy Act of 1974 (P.L. 93-579) requires that you be given certain information in connection with your submission of the attached form related to a patent application or patent. Accordingly, pursuant to the requirements of the Act, please be advised that: (1) the general authority for the collection of this information is 35 U.S.C. 2(b)(2); (2) furnishing of the information solicited is voluntary; and (3) the principal purpose for which the information is used by the U.S. Patent and Trademark Office is to process and/or examine your submission related to a patent application or patent. If you do not furnish the requested information, the U.S. Patent and Trademark Office may not be able to process and/or examine your submission, which may result in termination of proceedings or abandonment of the application or expiration of the patent.

The information provided by you in this form will be subject to the following routine uses:

1. The information on this form will be treated confidentially to the extent allowed under the Freedom of Information Act (5 U.S.C. 552) and the Privacy Act (5 U.S.C. 552a). Records from this system of records may be disclosed to the Department of Justice to determine whether the Freedom of Information Act requires disclosure of these record s.

2. A record from this system of records may be disclosed, as a routine use, in the course of presenting evidence to a court, magistrate, or administrative tribunal, including disclosures to opposing counsel in the course of settlement negotiations.

3. A record in this system of records may be disclosed, as a routine use, to a Member of Congress submitting a request involving an individual, to whom the record pertains, when the individual has requested assistance from the Member with respect to the subject matter of the record.

4. A record in this system of records may be disclosed, as a routine use, to a contractor of the Agency having need for the information in order to perform a contract. Recipients of information shall be required to comply with the requirements of the Privacy Act of 1974, as amended, pursuant to 5 U.S.C. 552a(m).

5. A record related to an International Application filed under the Patent Cooperation Treaty in this system of records may be disclosed, as a routine use, to the International Bureau of the World Intellectual Property Organization, pursuant to the Patent Cooperation Treaty.

6. A record in this system of records may be disclosed, as a routine use, to another federal agency for purposes of National Security review (35 U.S.C. 181) and for review pursuant to the Atomic Energy Act (42 U.S.C. 218(c)).

7. A record from this system of records may be disclosed, as a routine use, to the Administrator, General Services, or his/her designee, during an inspection of records conducted by GSA as part of that agency's responsibility to recommend improvements in records management practices and programs, under authority of 44 U.S.C. 2904 and 2906. Such disclosure shall be made in accordance with the GSA regulations governing inspection of records for this purpose, and any other relevant (i.e., GSA or Commerce) directive. Such disclosure shall not be used to make determinations about individuals.

8. A record from this system of records may be disclosed, as a routine use, to the public after either publication of the application pursuant to 35 U.S.C. 122(b) or issuance of a patent pursuant to 35 U.S.C. 151. Further, a record may be disclosed, subject to the limitations of 37 CFR 1.14, as a routine use, to the public if the record was filed in an application which became abandoned or in which the proceedings were terminated and which application is referenced by either a published application, an application open to public inspections or an issued patent.

9. A record from this system of records may be disclosed, as a routine use, to a Federal, State, or local law enforcement agency, if the USPTO becomes aware of a violation or potential violation of law or regulation.

Doc code: IDS
Doc description: Information Disclosure Statement (IDS) Filed

PTO/SB/08a (02-18)
Approved for use through 11/30/2020. OMB 0651-0031
U.S. Patent and Trademark Office; U.S. DEPARTMENT OF COMMERCE
Under the Paperwork Reduction Act of 1995, no persons are required to respond to a collection of information unless it contains a valid OMB control number.

INFORMATION DISCLOSURE STATEMENT BY APPLICANT (**Not for submission under 37 CFR 1.99)**		
	Application Number	
	Filing Date	
	First Named Inventor	Carles PUENTE BALIARDA
	Art Unit	
	Examiner Name	
	Attorney Docket Number	0690.0023CN5

U.S.PATENTS Remove

Examiner Initial*	Cite No	Patent Number	Kind Code[1]	Issue Date	Name of Patentee or Applicant of cited Document	Pages,Columns,Lines where Relevant Passages or Relevant Figures Appear
	1					

If you wish to add additional U.S. Patent citation information please click the Add button. Add

U.S.PATENT APPLICATION PUBLICATIONS Remove

Examiner Initial*	Cite No	Publication Number	Kind Code[1]	Publication Date	Name of Patentee or Applicant of cited Document	Pages,Columns,Lines where Relevant Passages or Relevant Figures Appear
	1					

If you wish to add additional U.S. Published Application citation information please click the Add button. Add

FOREIGN PATENT DOCUMENTS Remove

Examiner Initial*	Cite No	Foreign Document Number[3]	Country Code[2] i	Kind Code[4]	Publication Date	Name of Patentee or Applicant of cited Document	Pages,Columns,Lines where Relevant Passages or Relevant Figures Appear	T[5]
	1							

If you wish to add additional Foreign Patent Document citation information please click the Add button Add

NON-PATENT LITERATURE DOCUMENTS Remove

Examiner Initials*	Cite No	Include name of the author (in CAPITAL LETTERS), title of the article (when appropriate), title of the item (book, magazine, journal, serial, symposium, catalog, etc), date, pages(s), volume-issue number(s), publisher, city and/or country where published.	T[5]

INFORMATION DISCLOSURE STATEMENT BY APPLICANT (Not for submission under 37 CFR 1.99)		
	Application Number	
	Filing Date	
	First Named Inventor	Carles PUENTE BALIARDA
	Art Unit	
	Examiner Name	
	Attorney Docket Number	0690.0023CN5

	1	Russell , D. A. et al., Dimension of strange attractors, Physical Review, 19801006, Vol.45, No.14	
	2	Samavati , H. ; Hajimiri , A. et al, Fractal capacitors, Solid State Circuits, IEEE Journal of, 19981201, Vol.33, No.12, Pag.2035-2041	
	3	Sanad , M., A compact dual broadband microstrip antenna having both stacked and planar parasitic elements, Antennas and Propagation Society (APS), 1996. IEEE International Symposium, 19960721, Pag.6-9	
	4	Sanchez Hernandez , D. et al, Analysis and design of a dual-band circularly polarized microstrip patch antenna, Antennas and Propagation, IEEE Transactions on, 19950201	
	5	Sandlin , B. ; Terzouli , A. J., A genetic antenna desig for improved radiation over earth, Antenna Applications, 1997. Symposium, 19970917	
	6	Sarkar , N., An efficient differential box-counting approach to compute fractal dimension of image, Systems, Man and Cybernetics, 1994. IEEE International Conference on, 19940103, Vol.24, No.1	
	7	Saunders , S. R., Antennas and Propagation for Wireless Communication Systems - Chapter 4, John Wiley & Sons, 19990101	
	8	Sawaya , K. ; Ishizone , T. ; Mushiake , Y., A simplified Expression of Dyadic Green's Function for a Conduction Half Sheet (Sept. 1981), Antennas and Propagation, IEEE Transactions on, 19810901, Vol.AP-29, No.5,	
	9	Scharfman , W., Telemetry antennas for high altitude missiles, USAF Antenna Research and Development Program, 8th , 1958. Symposium on the, 19581020	
	10	Schaubert , D. H. ; Chang , W. C. ; Wunsch , G. J., Measurement of phased array performance at arbitrary scan angles, Antenna Applications, 1994. Symposium, 19940921	
	11	Sclater , N. ; Markus , J., McGraw-Hill Electronics Dictionary, Mc-Graw Hill, 19970101, Pag.21, 35, 183, 263, 298, 300	

INFORMATION DISCLOSURE STATEMENT BY APPLICANT (Not for submission under 37 CFR 1.99)		
	Application Number	
	Filing Date	
	First Named Inventor	Carles PUENTE BALIARDA
	Art Unit	
	Examiner Name	
	Attorney Docket Number	0690.0023CN5

	12	Seavey , J., C-band paste-on and floating ring reflector antennas, USAF Antenna Research and Development Program, 23th , 1973. Symposium on the, 19731010	
	13	Shenoy , A. et al., Notebook satcom terminal technology development, Digital Satellite Communications, 10th , 1995. International Conference on, 19950515	
	14	Shibagaki , N., Saw antenna duplexer module using saw-resonator-coupled filter for PCN system, Ultrasonics Symposium, IEEE, 19981005, Vol.1	
	15	Shibagaki , N. ; Sakiyama , K. ; Hikita , M., Miniature saw antenna duplexer module for 1.9GHz PCN systems using saw-resonator-coupled filters, Ultrasonics Symposium, IEEE, 19981005, Vol.1	
	16	Shim , H. et al, Power saving in handheld multimedia systems using MPEG-21 digital item adaptation, Embedded Systems for Real-Time Multimedia (ESTImedia), 2nd , 2004. Workshop on, 20041101	
	17	Shimoda , R. Y., A variable impedance ratio printed circuit balun, Antenna Applications, 1979. Symposium, 19790926	
	18	Shnitkin , H., Analysis of log-periodic folded dipole array, Antenna Applications, 1992. Symposium, 19920910	
	19	Simpson , R. et al., Mobile communications worldwide: glossary, methodology and definitions, 2006, Gartner, 20060403	
	20	Simpson , T. L. et al, Equivalent circuits for electrically small antennas using LS-decomposition with the method of moments, Antennas and Propagation, IEEE Transactions on, 19891201	
	21	Sinclair, G., Theory of models of electromagnetic systems, Proceedings of the IRE, 19481101	
	22	Smith , G. S., Efficiency of electrically small antennas combined with matching networks, Antennas and Propagation, IEEE Transactions on, 19770501	

INFORMATION DISCLOSURE STATEMENT BY APPLICANT (Not for submission under 37 CFR 1.99)		
	Application Number	
	Filing Date	
	First Named Inventor	Carles PUENTE BALIARDA
	Art Unit	
	Examiner Name	
	Attorney Docket Number	0690.0023CN5

	23	Snow , W. L., Ku-band planar spiral antenna, USAF Antenna Research and Development Program, 19th , 1969. Symposium on the, 19691014	
	24	Snow , W. L., UHF crossed-slot antenna and applications, USAF Antenna Research and Development Program, 13th , 1963. Symposium on the, 19630901	
	25	So , P. et al, Box-counting dimension without boxes - Computing D0 from average expansion rates, Physical Review, 19990701, Vol.60, No.1	
	26	Song , C. T. P. et al, Multi-circular loop monopole antenna, Electronics Letters, 20000302	
	27	Song, C. T. P., Fractal stacked monopole with very wide bandwidth, Electronics Letters, 19990601, Vol.35, Pag.945-946	
	28	Stabernack , B. ; Colln , G. von, An MPEG-4 video codec soc for mobile multi-media applications, Consumer Electronics (ICCE), 2003. IEEE International Conference on, 20030602	
	29	Stang , P. F., Balanced flush mounted log-periodic antenna for aerospace vehicles - in Abstracts of the Twelfth Annual Symposium USAF antenna research, USAF Antenna Research and Development Program, 12th , 1962. Symposium on the, 19621016, Vol.1	
	30	Strugatsky , A. et al, Multimode multiband antenna, Tactical Communications: Technology in Transition, 1992. Conference of, 19920428	
	31	Stutzman , W. L. ; Thiele , G., Antenna theory and design, John Wiley and Sons, 19810101, Pag 18, 36	
	32	Stutzman , W. L. ; Thiele , G. A., Antenna theory and design, John Wiley and Sons, 19980101, Pag.8-9 , 43-48 , 210-219	
	33	Stutzman , W. L. ; Thiele , G. A., Antenna theory and design - Chapter 5 - Resonant Antennas: Wires and Patches, Wiley, 19980101, Chapter 5 Pag.210	

INFORMATION DISCLOSURE STATEMENT BY APPLICANT (Not for submission under 37 CFR 1.99)		
	Application Number	
	Filing Date	
	First Named Inventor	Carles PUENTE BALIARDA
	Art Unit	
	Examiner Name	
	Attorney Docket Number	0690.0023CN5

	34	Su , C., EMC internal patch antenna for UMTS operation in a mobile device, Antennas and Propagation, IEEE Transactions on, 20051101, Vol.53	
	35	Taga , T., Performance analysis of a built-in planar inverted F antenna for 800 MHz band portable radio units, Journal on Selected Areas in Communications , IEEE, 19870101, Vol.5, No.5	
	36	Tai , C. T ; Long , S., Antenna engineering handbook - Chapter 4 - Dipoles and Monopoles, Johnson , R. Mc Graw Hill - (3rd Ed.), 19930101, Pag. 4-26 - 4-33	
	37	Tanaka , Y., Fundamental features of perpendicular magnetic recording and the design consideration for future portable HDD integration, Magnetics, IEEE Transactions on, 20051003, Vol.41, No.10	
	38	Tang , C. et al, Small circular microstrip antenna with dual-frequency operation, Electronics Letters, 19970619	
	39	Tang , Y., The application of fractal analysis to feature extraction, IEEE, 19990101	
	40	Tanidokoro , H. ; Konishi , N. et al, I-wavelength loop dielectric chip antennas, Antennas and Propagation, IEEE Transactions on, 19980101	
	41	Tanner , R. L. ; O'Reilly , G. A., Electronic counter measure antennas for a modern electronic reconnaissance aircraft, USAF Antenna Research and Development Program, 4th , 1954. Symposium on the, 19541017	
	42	Teeter , W. L. ; Bushore , K. R., A variable-ratio microwave power divider and multiplexer, Microwave Theory and Techniques, IEEE Transactions on, 19571001	
	43	Teng , P. L. ; Wong , K. L., Planar monopole folded into a compact structure for very-low-profile multiband mobile-phone antenna, Microwave and Optical Technology Letters, 20020405	
	44	Terman , F. E., Radio engineering, McGraw-Hill Book Company, Inc., 19470101, Pag.73 - 74, 690 - 691, 730	

INFORMATION DISCLOSURE STATEMENT BY APPLICANT (Not for submission under 37 CFR 1.99)		
	Application Number	
	Filing Date	
	First Named Inventor	Carles PUENTE BALIARDA
	Art Unit	
	Examiner Name	
	Attorney Docket Number	0690.0023CN5

	45	The Glenn L. Martin Company, Antennas for USAF B-57 series bombers, USAF Antenna Research and Development Program, 2th , 1952. Symposium on the, 19521019	
	46	Theiler , J., Estimating fractal dimension, Journal of the Optical Society of America (JOSA), 19900601, Vol.7, No.6, Pag.1055-1073	
	47	Tsachtsiris , G. et al., Analysis of a modified sierpinski gasket monopole antenna printed on dual band wireless devices, Antennas and Propagation, IEEE Transactions on, 20041001, Vol.52, No.10	
	48	Turner , E. M., Broadband passive electrically small antennas for TV application, Antenna Applications, 1977. Symposium, 19770427	
	49	Turner , E. M. ; Richard , D. J., Development of an electrically small broadband antenna, USAF Antenna Research and Development Program, 18th , 1968. Symposium on the, 19681015	
	50	van Antwerpen , H. et al, Energy-aware system design for wireless multimedia, Design, Automation and Test, 2003. Europe Conference and Exhibition, 20040201	

If you wish to add additional non-patent literature document citation information please click the Add button Add

EXAMINER SIGNATURE

Examiner Signature		Date Considered	

*EXAMINER: Initial if reference considered, whether or not citation is in conformance with MPEP 609. Draw line through a citation if not in conformance and not considered. Include copy of this form with next communication to applicant.

[1] See Kind Codes of USPTO Patent Documents at www.USPTO.GOV or MPEP 901.04. [2] Enter office that issued the document, by the two-letter code (WIPO Standard ST.3). [3] For Japanese patent documents, the indication of the year of the reign of the Emperor must precede the serial number of the patent document. [4] Kind of document by the appropriate symbols as indicated on the document under WIPO Standard ST.16 if possible. [5] Applicant is to place a check mark here if English language translation is attached.

INFORMATION DISCLOSURE STATEMENT BY APPLICANT (Not for submission under 37 CFR 1.99)		
	Application Number	
	Filing Date	
	First Named Inventor	Carles PUENTE BALIARDA
	Art Unit	
	Examiner Name	
	Attorney Docket Number	0690.0023CN5

CERTIFICATION STATEMENT

Please see 37 CFR 1.97 and 1.98 to make the appropriate selection(s):

That each item of information contained in the information disclosure statement was first cited in any communication from a foreign patent office in a counterpart foreign application not more than three months prior to the filing of the information disclosure statement. See 37 CFR 1.97(e)(1).

OR

☐ That no item of information contained in the information disclosure statement was cited in a communication from a foreign patent office in a counterpart foreign application, and, to the knowledge of the person signing the certification after making reasonable inquiry, no item of information contained in the information disclosure statement was known to any individual designated in 37 CFR 1.56(c) more than three months prior to the filing of the information disclosure statement. See 37 CFR 1.97(e)(2).

See attached certification statement.

The fee set forth in 37 CFR 1.17 (p) has been submitted herewith.

☒ A certification statement is not submitted herewith.

SIGNATURE

A signature of the applicant or representative is required in accordance with CFR 1.33, 10.18. Please see CFR 1.4(d) for the form of the signature.

Signature	/Patrick J. Finnan/	Date (YYYY-MM-DD)	2021-04-30
Name/Print	Patrick J. Finnan	Registration Number	39189

This collection of information is required by 37 CFR 1.97 and 1.98. The information is required to obtain or retain a benefit by the public which is to file (and by the USPTO to process) an application. Confidentiality is governed by 35 U.S.C. 122 and 37 CFR 1.14. This collection is estimated to take 1 hour to complete, including gathering, preparing and submitting the completed application form to the USPTO. Time will vary depending upon the individual case. Any comments on the amount of time you require to complete this form and/or suggestions for reducing this burden, should be sent to the Chief Information Officer, U.S. Patent and Trademark Office, U.S. Department of Commerce, P.O. Box 1450, Alexandria, VA 22313-1450. DO NOT SEND FEES OR COMPLETED FORMS TO THIS ADDRESS. **SEND TO: Commissioner for Patents, P.O. Box 1450, Alexandria, VA 22313-1450.**

Privacy Act Statement

The Privacy Act of 1974 (P.L. 93-579) requires that you be given certain information in connection with your submission of the attached form related to a patent application or patent. Accordingly, pursuant to the requirements of the Act, please be advised that: (1) the general authority for the collection of this information is 35 U.S.C. 2(b)(2); (2) furnishing of the information solicited is voluntary; and (3) the principal purpose for which the information is used by the U.S. Patent and Trademark Office is to process and/or examine your submission related to a patent application or patent. If you do not furnish the requested information, the U.S. Patent and Trademark Office may not be able to process and/or examine your submission, which may result in termination of proceedings or abandonment of the application or expiration of the patent.

The information provided by you in this form will be subject to the following routine uses:

1. The information on this form will be treated confidentially to the extent allowed under the Freedom of Information Act (5 U.S.C. 552) and the Privacy Act (5 U.S.C. 552a). Records from this system of records may be disclosed to the Department of Justice to determine whether the Freedom of Information Act requires disclosure of these record s.

2. A record from this system of records may be disclosed, as a routine use, in the course of presenting evidence to a court, magistrate, or administrative tribunal, including disclosures to opposing counsel in the course of settlement negotiations.

3. A record in this system of records may be disclosed, as a routine use, to a Member of Congress submitting a request involving an individual, to whom the record pertains, when the individual has requested assistance from the Member with respect to the subject matter of the record.

4. A record in this system of records may be disclosed, as a routine use, to a contractor of the Agency having need for the information in order to perform a contract. Recipients of information shall be required to comply with the requirements of the Privacy Act of 1974, as amended, pursuant to 5 U.S.C. 552a(m).

5. A record related to an International Application filed under the Patent Cooperation Treaty in this system of records may be disclosed, as a routine use, to the International Bureau of the World Intellectual Property Organization, pursuant to the Patent Cooperation Treaty.

6. A record in this system of records may be disclosed, as a routine use, to another federal agency for purposes of National Security review (35 U.S.C. 181) and for review pursuant to the Atomic Energy Act (42 U.S.C. 218(c)).

7. A record from this system of records may be disclosed, as a routine use, to the Administrator, General Services, or his/her designee, during an inspection of records conducted by GSA as part of that agency's responsibility to recommend improvements in records management practices and programs, under authority of 44 U.S.C. 2904 and 2906. Such disclosure shall be made in accordance with the GSA regulations governing inspection of records for this purpose, and any other relevant (i.e., GSA or Commerce) directive. Such disclosure shall not be used to make determinations about individuals.

8. A record from this system of records may be disclosed, as a routine use, to the public after either publication of the application pursuant to 35 U.S.C. 122(b) or issuance of a patent pursuant to 35 U.S.C. 151. Further, a record may be disclosed, subject to the limitations of 37 CFR 1.14, as a routine use, to the public if the record was filed in an application which became abandoned or in which the proceedings were terminated and which application is referenced by either a published application, an application open to public inspections or an issued patent.

9. A record from this system of records may be disclosed, as a routine use, to a Federal, State, or local law enforcement agency, if the USPTO becomes aware of a violation or potential violation of law or regulation.

Doc code: IDS
Doc description: Information Disclosure Statement (IDS) Filed

PTO/SB/08a (02-18)
Approved for use through 11/30/2020. OMB 0651-0031
U.S. Patent and Trademark Office; U.S. DEPARTMENT OF COMMERCE
Under the Paperwork Reduction Act of 1995, no persons are required to respond to a collection of information unless it contains a valid OMB control number.

INFORMATION DISCLOSURE STATEMENT BY APPLICANT (**Not for submission under 37 CFR 1.99)**		
	Application Number	
	Filing Date	
	First Named Inventor	Carles PUENTE BALIARDA
	Art Unit	
	Examiner Name	
	Attorney Docket Number	0690.0023CN5

U.S.PATENTS Remove

Examiner Initial*	Cite No	Patent Number	Kind Code[1]	Issue Date	Name of Patentee or Applicant of cited Document	Pages,Columns,Lines where Relevant Passages or Relevant Figures Appear
	1					

If you wish to add additional U.S. Patent citation information please click the Add button. Add

U.S.PATENT APPLICATION PUBLICATIONS Remove

Examiner Initial*	Cite No	Publication Number	Kind Code[1]	Publication Date	Name of Patentee or Applicant of cited Document	Pages,Columns,Lines where Relevant Passages or Relevant Figures Appear
	1					

If you wish to add additional U.S. Published Application citation information please click the Add button. Add

FOREIGN PATENT DOCUMENTS Remove

Examiner Initial*	Cite No	Foreign Document Number[3]	Country Code[2] i	Kind Code[4]	Publication Date	Name of Patentee or Applicant of cited Document	Pages,Columns,Lines where Relevant Passages or Relevant Figures Appear	T[5]
	1							

If you wish to add additional Foreign Patent Document citation information please click the Add button Add

NON-PATENT LITERATURE DOCUMENTS Remove

Examiner Initials*	Cite No	Include name of the author (in CAPITAL LETTERS), title of the article (when appropriate), title of the item (book, magazine, journal, serial, symposium, catalog, etc), date, pages(s), volume-issue number(s), publisher, city and/or country where published.	T[5]

INFORMATION DISCLOSURE STATEMENT BY APPLICANT (Not for submission under 37 CFR 1.99)		
	Application Number	
	Filing Date	
	First Named Inventor	Carles PUENTE BALIARDA
	Art Unit	
	Examiner Name	
	Attorney Docket Number	0690.0023CN5

	1	Verdura, O., Miniature fractal antenna : Antena fractal miniatura, Universitat Politecnica de Catalunya (UPC), 19970901	
	2	Virga , K. L., Low-profile enhanced-bandwidth PIFA antennas for wireless communications packaging, Microwave Theory and Techniques, IEEE Transactions on, 19971010, Vol.45	
	3	Volgov , V. A., Parts and units of radio electronic equipment, Energiya, 19670101	
	4	Walker , G. J. et al, Fractal volume antennas, Electronics Letters, 19980806	
	5	Wall , H. ; Davies , H. W., Communications antennas for mercury space capsule, USAF Antenna Research and Development Program, 11th , 1961. Symposium on the, 19611016	
	6	Walsh , J.J. ; Watterson , J., Fractal analysis of fracture patterns using the standard box-counting technique: valid and invalid methodologies, Journal of Structure Geology, 19930310, Vol.15	
	7	Wang , C. J. et al, Compact microstrip meander antenna, Microwave and Optical Technology Letters, 19900920	
	8	Wang , H. Y. ; Lancaster , M. J., Aperture-coupled thin-film superconducting meander antennas, Antennas and Propagation, IEEE Transactions on, 19990501	
	9	Watanabe , T. ; Furutani , K. ; Nakajima , N. et al, Antenna switch duplexer for dualband phone (GSM / DCS) using LTCC multilayer technology, Microwave Symposium Digest (MTT-S), 1999. IEEE International, 19990619	
	10	Waterhouse , R. B., Small microstrip patch antenna, Electronics Letters, 19950413, Pag.604-605	
	11	Waterhouse , R. B., Small printed antenna easily integrated into a mobile handset terminal, Electronics Letters, 19980820	

INFORMATION DISCLOSURE STATEMENT BY APPLICANT (Not for submission under 37 CFR 1.99)		
	Application Number	
	Filing Date	
	First Named Inventor	Carles PUENTE BALIARDA
	Art Unit	
	Examiner Name	
	Attorney Docket Number	0690.0023CN5

	12	Waterhouse , R. B., Small printed antennas with low cross-polarised fields, Electronics Letters, 19970717	
	13	Waterhouse , R. B. ; Kokotoff , D. M. ; Zavosh , F., Investigation of small printed antennas suitable for mobile communication handsets, Antennas and Propagation Society (APS), 1998. IEEE International Symposium, 19980621	
	14	Waterhouse , R. B. ; Targonski , S. D. ; Kokotoff , D. M., Design and performance of small printed antennas, Antennas and Propagation, IEEE Transactions on, 19981101	
	15	Watson , T. ; Friesser , J., A phase shift direction finding technique, USAF Antenna Research and Development Program, 7th , 1957. Symposium on the, 19571021	
	16	Weeks , W. L., Antenna engineering, McGraw-Hill Book Company, 19680101, Pag.167 - 180	
	17	Weeks , W. L., Eletromagnetic theory for engineering applications, John Wiley & Sons, 19640101, Pag.46 - 50	
	18	Wegner , D. E., B-70 antenna system, USAF Antenna Research and Development Program, 13th , 1963. Symposium on the, 19631014	
	19	Wei , G. ; Tang , J., Study of minimum box-counting method for image fractal dimension estimation, Electricity Distribution (CICED), 2008. China International Conference on, 20081210	
	20	Weinstein , S. et al., Multi-user wireless access to a digital cable system, Wireless Communications and Networking (WCNC), 2004. IEEE Conference on, 20040321, Vol.1	
	21	Werner , D. H and Mittra , R., Frontiers in electromagnetics, IEEE Press, 20000101, Pag.5-7	
	22	Werner , D. H., Frequency independent features of self-similar fractal antennas, Radio Science, 19961101	

INFORMATION DISCLOSURE STATEMENT BY APPLICANT (Not for submission under 37 CFR 1.99)		
	Application Number	
	Filing Date	
	First Named Inventor	Carles PUENTE BALIARDA
	Art Unit	
	Examiner Name	
	Attorney Docket Number	0690.0023CN5

	23	Werner , D. H., Radiation characteristics of thin-wire ternary fractal trees, Electronics Letters, 19990415	
	24	West , B.H. et al., The Prentice-Hall Encyclopedia of Mathematics (1982), Prentice-Hall, 19820101, Pag. 404-405	
	25	Wheeler , H. A., Fundamental limitations of small antennas, Proceedings of the IRE, 19470101	
	26	Wheeler , H. A., Antenna engineering handbook - Chapter 6 - Small antennas, Johnson , R. C. - McGraw-Hill, 19930101	
	27	Wheeler , H. A., Small antennas, USAF Antenna Research and Development Program, 23th , 1973. Symposium on the, 19731010	
	28	Wheeler , H. A., Small antennas, Antennas and Propagation, IEEE Transactions on, 19750701, Vol.23	
	29	Wheeler , H. A., The radiansphere around a small antenna, Proceedings of the IRE, 19590801	
	30	Wikka , K., Letter to FCC that will authorize the appointment of MORTON FLOM Eng and/or FLOMASSOCIATES INC to act as their Agent in all FCC matters, Nokia Mobile Phones, 19990805	
	31	Williams , T. et al, Dual band meander antenna for wireless telephones, Microwave and Optical Technology Letters, 20000120	
	32	Wong , K. L., Modified planar inverted F antenna, Electronics Letters, 19980108	
	33	Wong , K. L., Surface-mountable EMC monopole chip antenna for WLAN operation, Antennas and Propagation, IEEE Transactions on, 20060401, Vol.54, No.4	

INFORMATION DISCLOSURE STATEMENT BY APPLICANT (Not for submission under 37 CFR 1.99)		
	Application Number	
	Filing Date	
	First Named Inventor	Carles PUENTE BALIARDA
	Art Unit	
	Examiner Name	
	Attorney Docket Number	0690.0023CN5

	34	Wong , K. L. ; Kuo , J. S. ; Fang , S. T. et al, Broadband microstrip antennas with integrated reactive loading, Microwave Conference (APMC), 1999. Asia Pacific, 19991203	
	35	Wong , K. L. ; Sze , J. Y., Dual-frequency slotted rectangular microstrip antenna, Electronics Letters, 19980709	
	36	Wong , S., An improved microstrip Sierpinski carpet antenna, Microwave Conference (APMC), 2001. Asia-Pacific, 20010101	
	37	Wu , C. S. et al., Personal mobile multimedia communications in a wireless WAN environment, Multimedia Signal Processing, 1st , 1997. IEEE Workshop on, 19970623	
	38	Yew-Siow , R., Dipole configurations with strongly improved radiation efficiency for hand-held transceivers, Antennas and Propagation, IEEE Transactions on, 19980701, Vol.46, No.6	
	39	Yoon , H., Internal antenna for multiband mobile handset applications, Antennas and Propagation Society (APS), 2005 IEEE International Symposium, 20050703	
	40	Zhang , D. ; Liang , G. C. ; Shih , C. F., Narrowband lumped element microstrip filters using capacitively loaded inductors, Microwave Symposium Digest (MTT-S), 1995. IEEE International, 19950516, Pag.379-382	
	41	Zhang , H., Adaptive content delivery on mobile internet across multiple form factors, Multimedia Conference, 10th. 2004. Conference, 20040101	
	42	Infringement Chart - Blackberry 8100. Patent: 7148850, Fractus, 20091105	
	43	Infringement Chart - Blackberry 8100. Patent: 7202822, Fractus, 20091105	
	44	Infringement Chart - Blackberry 8110. Patent: 7148850, Fractus, 20091105	

INFORMATION DISCLOSURE STATEMENT BY APPLICANT (Not for submission under 37 CFR 1.99)		
	Application Number	
	Filing Date	
	First Named Inventor	Carles PUENTE BALIARDA
	Art Unit	
	Examiner Name	
	Attorney Docket Number	0690.0023CN5

	45	Infringement Chart - Blackberry 8110. Patent: 7202822, Fractus, 20091105	
	46	Infringement Chart - Blackberry 8120. Patent: 7148850, Fractus, 20091105	
	47	Infringement Chart - Blackberry 8120. Patent: 7202822, Fractus, 20091105	
	48	Infringement Chart - Blackberry 8130. Patent: 7148850, Fractus, 20091105	
	49	Infringement Chart - Blackberry 8130. Patent: 7202822, Fractus, 20091105	
	50	Infringement Chart - Blackberry 8220. Patent: 7148850, Fractus, 20091105	

If you wish to add additional non-patent literature document citation information please click the Add button [Add]

EXAMINER SIGNATURE

Examiner Signature		Date Considered	

*EXAMINER: Initial if reference considered, whether or not citation is in conformance with MPEP 609. Draw line through a citation if not in conformance and not considered. Include copy of this form with next communication to applicant.

[1] See Kind Codes of USPTO Patent Documents at www.USPTO.GOV or MPEP 901.04. [2] Enter office that issued the document, by the two-letter code (WIPO Standard ST.3). [3] For Japanese patent documents, the indication of the year of the reign of the Emperor must precede the serial number of the patent document. [4] Kind of document by the appropriate symbols as indicated on the document under WIPO Standard ST.16 if possible. [5] Applicant is to place a check mark here if English language translation is attached.

INFORMATION DISCLOSURE STATEMENT BY APPLICANT (Not for submission under 37 CFR 1.99)		
	Application Number	
	Filing Date	
	First Named Inventor	Carles PUENTE BALIARDA
	Art Unit	
	Examiner Name	
	Attorney Docket Number	0690.0023CN5

CERTIFICATION STATEMENT

Please see 37 CFR 1.97 and 1.98 to make the appropriate selection(s):

That each item of information contained in the information disclosure statement was first cited in any communication from a foreign patent office in a counterpart foreign application not more than three months prior to the filing of the information disclosure statement. See 37 CFR 1.97(e)(1).

OR

☐ That no item of information contained in the information disclosure statement was cited in a communication from a foreign patent office in a counterpart foreign application, and, to the knowledge of the person signing the certification after making reasonable inquiry, no item of information contained in the information disclosure statement was known to any individual designated in 37 CFR 1.56(c) more than three months prior to the filing of the information disclosure statement. See 37 CFR 1.97(e)(2).

See attached certification statement.

The fee set forth in 37 CFR 1.17 (p) has been submitted herewith.

☒ A certification statement is not submitted herewith.

SIGNATURE

A signature of the applicant or representative is required in accordance with CFR 1.33, 10.18. Please see CFR 1.4(d) for the form of the signature.

Signature	/Patrick J. Finnan/	Date (YYYY-MM-DD)	2021-04-30
Name/Print	Patrick J. Finnan	Registration Number	39189

This collection of information is required by 37 CFR 1.97 and 1.98. The information is required to obtain or retain a benefit by the public which is to file (and by the USPTO to process) an application. Confidentiality is governed by 35 U.S.C. 122 and 37 CFR 1.14. This collection is estimated to take 1 hour to complete, including gathering, preparing and submitting the completed application form to the USPTO. Time will vary depending upon the individual case. Any comments on the amount of time you require to complete this form and/or suggestions for reducing this burden, should be sent to the Chief Information Officer, U.S. Patent and Trademark Office, U.S. Department of Commerce, P.O. Box 1450, Alexandria, VA 22313-1450. DO NOT SEND FEES OR COMPLETED FORMS TO THIS ADDRESS. **SEND TO: Commissioner for Patents, P.O. Box 1450, Alexandria, VA 22313-1450.**

Privacy Act Statement

The Privacy Act of 1974 (P.L. 93-579) requires that you be given certain information in connection with your submission of the attached form related to a patent application or patent. Accordingly, pursuant to the requirements of the Act, please be advised that: (1) the general authority for the collection of this information is 35 U.S.C. 2(b)(2); (2) furnishing of the information solicited is voluntary; and (3) the principal purpose for which the information is used by the U.S. Patent and Trademark Office is to process and/or examine your submission related to a patent application or patent. If you do not furnish the requested information, the U.S. Patent and Trademark Office may not be able to process and/or examine your submission, which may result in termination of proceedings or abandonment of the application or expiration of the patent.

The information provided by you in this form will be subject to the following routine uses:

1. The information on this form will be treated confidentially to the extent allowed under the Freedom of Information Act (5 U.S.C. 552) and the Privacy Act (5 U.S.C. 552a). Records from this system of records may be disclosed to the Department of Justice to determine whether the Freedom of Information Act requires disclosure of these record s.

2. A record from this system of records may be disclosed, as a routine use, in the course of presenting evidence to a court, magistrate, or administrative tribunal, including disclosures to opposing counsel in the course of settlement negotiations.

3. A record in this system of records may be disclosed, as a routine use, to a Member of Congress submitting a request involving an individual, to whom the record pertains, when the individual has requested assistance from the Member with respect to the subject matter of the record.

4. A record in this system of records may be disclosed, as a routine use, to a contractor of the Agency having need for the information in order to perform a contract. Recipients of information shall be required to comply with the requirements of the Privacy Act of 1974, as amended, pursuant to 5 U.S.C. 552a(m).

5. A record related to an International Application filed under the Patent Cooperation Treaty in this system of records may be disclosed, as a routine use, to the International Bureau of the World Intellectual Property Organization, pursuant to the Patent Cooperation Treaty.

6. A record in this system of records may be disclosed, as a routine use, to another federal agency for purposes of National Security review (35 U.S.C. 181) and for review pursuant to the Atomic Energy Act (42 U.S.C. 218(c)).

7. A record from this system of records may be disclosed, as a routine use, to the Administrator, General Services, or his/her designee, during an inspection of records conducted by GSA as part of that agency's responsibility to recommend improvements in records management practices and programs, under authority of 44 U.S.C. 2904 and 2906. Such disclosure shall be made in accordance with the GSA regulations governing inspection of records for this purpose, and any other relevant (i.e., GSA or Commerce) directive. Such disclosure shall not be used to make determinations about individuals.

8. A record from this system of records may be disclosed, as a routine use, to the public after either publication of the application pursuant to 35 U.S.C. 122(b) or issuance of a patent pursuant to 35 U.S.C. 151. Further, a record may be disclosed, subject to the limitations of 37 CFR 1.14, as a routine use, to the public if the record was filed in an application which became abandoned or in which the proceedings were terminated and which application is referenced by either a published application, an application open to public inspections or an issued patent.

9. A record from this system of records may be disclosed, as a routine use, to a Federal, State, or local law enforcement agency, if the USPTO becomes aware of a violation or potential violation of law or regulation.

Doc code: IDS
Doc description: Information Disclosure Statement (IDS) Filed

PTO/SB/08a (02-18)
Approved for use through 11/30/2020. OMB 0651-0031
U.S. Patent and Trademark Office; U.S. DEPARTMENT OF COMMERCE
Under the Paperwork Reduction Act of 1995, no persons are required to respond to a collection of information unless it contains a valid OMB control number.

INFORMATION DISCLOSURE STATEMENT BY APPLICANT (**Not for submission under 37 CFR 1.99)**		
	Application Number	
	Filing Date	
	First Named Inventor	Carles PUENTE BALIARDA
	Art Unit	
	Examiner Name	
	Attorney Docket Number	0690.0023CN5

U.S.PATENTS Remove

Examiner Initial*	Cite No	Patent Number	Kind Code[1]	Issue Date	Name of Patentee or Applicant of cited Document	Pages,Columns,Lines where Relevant Passages or Relevant Figures Appear
	1					

If you wish to add additional U.S. Patent citation information please click the Add button. Add

U.S.PATENT APPLICATION PUBLICATIONS Remove

Examiner Initial*	Cite No	Publication Number	Kind Code[1]	Publication Date	Name of Patentee or Applicant of cited Document	Pages,Columns,Lines where Relevant Passages or Relevant Figures Appear
	1					

If you wish to add additional U.S. Published Application citation information please click the Add button. Add

FOREIGN PATENT DOCUMENTS Remove

Examiner Initial*	Cite No	Foreign Document Number[3]	Country Code[2] i	Kind Code[4]	Publication Date	Name of Patentee or Applicant of cited Document	Pages,Columns,Lines where Relevant Passages or Relevant Figures Appear	T[5]
	1							

If you wish to add additional Foreign Patent Document citation information please click the Add button Add

NON-PATENT LITERATURE DOCUMENTS Remove

Examiner Initials*	Cite No	Include name of the author (in CAPITAL LETTERS), title of the article (when appropriate), title of the item (book, magazine, journal, serial, symposium, catalog, etc), date, pages(s), volume-issue number(s), publisher, city and/or country where published.	T[5]

INFORMATION DISCLOSURE STATEMENT BY APPLICANT (Not for submission under 37 CFR 1.99)		
	Application Number	
	Filing Date	
	First Named Inventor	Carles PUENTE BALIARDA
	Art Unit	
	Examiner Name	
	Attorney Docket Number	0690.0023CN5

	1	Infringement Chart - Blackberry 8220. Patent: 7202822, Fractus, 20091105	
	2	Infringement Chart - Blackberry 8310. Patent: 7148850, Fractus, 20091105	
	3	Infringement Chart - Blackberry 8310. Patent:7202822, Fractus, 20091105	
	4	Infringement Chart - Blackberry 8320. Patent: 7148850, Fractus, 20091105	
	5	Infringement Chart - Blackberry 8320. Patent: 7202822, Fractus, 20091105	
	6	Infringement Chart - Blackberry 8330. Patent: 7148850, Fractus, 20091105	
	7	Infringement Chart - Blackberry 8330. Patent: 7202822, Fractus, 20091105	
	8	Infringement Chart - Blackberry 8820. Patent: 7148850, Fractus, 20091105	
	9	Infringement Chart - Blackberry 8820. Patent: 7202822, Fractus, 20091105	
	10	Infringement Chart - Blackberry 8830. Patent: 7148850, Fractus, 20091105	
	11	Infringement Chart - Blackberry 8830. Patent: 7202822, Fractus, 20091105	

INFORMATION DISCLOSURE STATEMENT BY APPLICANT (Not for submission under 37 CFR 1.99)		
	Application Number	
	Filing Date	
	First Named Inventor	Carles PUENTE BALIARDA
	Art Unit	
	Examiner Name	
	Attorney Docket Number	0690.0023CN5

	12	Infringement Chart - Blackberry 8900. Patent: 7148850, Fractus, 20091105	
	13	Infringement Chart - Blackberry 8900. Patent: 7202822, Fractus, 20091105	
	14	Infringement Chart - Blackberry 9630. Patent: 7148850, Fractus, 20091105	
	15	Infringement Chart - Blackberry 9630. Patent: 7202822, Fractus, 20091105	
	16	Infringement Chart - Blackberry Bold 9000. Patent: 7148850, Fractus, 20091105	
	17	Infringement Chart - Blackberry Bold 9000. Patent: 7202822, Fractus, 20091105	
	18	Infringement Chart - Blackberry Storm 9530. Patent: 7148850, Fractus, 20091105	
	19	Infringement Chart - Blackberry Storm 9530. Patent: 7202822, Fractus, 20091105	
	20	Infringement Chart - HTC Dash, Fractus, 20091105	
	21	Infringement Chart - HTC Dash. Patent: 7148850, Fractus, 20091105	
	22	Infringement Chart - HTC Dash. Patent: 7202822, Fractus, 20091105	

INFORMATION DISCLOSURE STATEMENT BY APPLICANT (Not for submission under 37 CFR 1.99)		
	Application Number	
	Filing Date	
	First Named Inventor	Carles PUENTE BALIARDA
	Art Unit	
	Examiner Name	
	Attorney Docket Number	0690.0023CN5

	23	Infringement Chart - HTC Diamond, Fractus, 20091105	
	24	Infringement Chart - HTC Diamond. Patent: 7148850, Fractus, 20091105	
	25	Infringement Chart - HTC Diamond. Patent: 7202822, Fractus, 20091105	
	26	Infringement Chart - HTC G1 Google., Fractus, 20091105	
	27	Infringement Chart - HTC G1 Google. Patent: 7148850, Fractus, 20091105	
	28	Infringement Chart - HTC G1 Google. Patent: 7202822, Fractus, 20091105	
	29	Infringement Chart - HTC My Touch., Fractus, 20091105	
	30	Infringement Chart - HTC My Touch. Patent: 7148850, Fractus, 20091105	
	31	Infringement Chart - HTC My Touch. Patent: 7202822, Fractus, 20091105	
	32	Infringement Chart - HTC Ozone, Fractus, 20091105	
	33	Infringement Chart - HTC Ozone. Patent: 7148850, Fractus, 20091105	

INFORMATION DISCLOSURE STATEMENT BY APPLICANT (Not for submission under 37 CFR 1.99)		
	Application Number	
	Filing Date	
	First Named Inventor	Carles PUENTE BALIARDA
	Art Unit	
	Examiner Name	
	Attorney Docket Number	0690.0023CN5

	34	Infringement Chart - HTC Ozone. Patent: 7202822, Fractus, 20091105	
	35	Infringement Chart - HTC Pure, Fractus, 20091105	
	36	Infringement Chart - HTC Pure. Patent: 7148850, Fractus, 20091105	
	37	Infringement Chart - HTC Pure. Patent: 7202822, Fractus, 20091105	
	38	Infringement Chart - HTC Snap, Fractus, 20091105	
	39	Infringement Chart - HTC Snap. Patent: 7148850, Fractus, 20091105	
	40	Infringement Chart - HTC Snap. Patent: 7202822, Fractus, 20091105	
	41	Infringement Chart - HTC TILT 8925., Fractus, 20091105	
	42	Infringement Chart - HTC TILT 8925. Patent: 7148850, Fractus, 20091105	
	43	Infringement Chart - HTC TILT 8925. Patent: 7202822, Fractus, 20091105	
	44	Infringement Chart - HTC Touch Pro 2, Fractus, 20091105	

INFORMATION DISCLOSURE STATEMENT BY APPLICANT (Not for submission under 37 CFR 1.99)		
	Application Number	
	Filing Date	
	First Named Inventor	Carles PUENTE BALIARDA
	Art Unit	
	Examiner Name	
	Attorney Docket Number	0690.0023CN5

	45	Infringement Chart - HTC Touch Pro 2 CDMA. Patent: 7148850, Fractus, 20091105	
	46	Infringement Chart - HTC Touch Pro 2. Patent: 7202822, Fractus, 20091105	
	47	Infringement Chart - HTC Touch Pro Fuze, Fractus, 20091105	
	48	Infringement Chart - HTC Touch Pro Fuze. Patent: 7148850, Fractus, 20091105	
	49	Infringement Chart - HTC Touch Pro Fuze. Patent: 7202822, Fractus, 20091105	
	50	Infringement Chart - HTC Touch Pro., Fractus, 20091105	

If you wish to add additional non-patent literature document citation information please click the Add button Add

EXAMINER SIGNATURE

Examiner Signature		Date Considered	

*EXAMINER: Initial if reference considered, whether or not citation is in conformance with MPEP 609. Draw line through a citation if not in conformance and not considered. Include copy of this form with next communication to applicant.

[1] See Kind Codes of USPTO Patent Documents at www.USPTO.GOV or MPEP 901.04. [2] Enter office that issued the document, by the two-letter code (WIPO Standard ST.3). [3] For Japanese patent documents, the indication of the year of the reign of the Emperor must precede the serial number of the patent document. [4] Kind of document by the appropriate symbols as indicated on the document under WIPO Standard ST.16 if possible. [5] Applicant is to place a check mark here if English language translation is attached.

INFORMATION DISCLOSURE STATEMENT BY APPLICANT (Not for submission under 37 CFR 1.99)		
	Application Number	
	Filing Date	
	First Named Inventor	Carles PUENTE BALIARDA
	Art Unit	
	Examiner Name	
	Attorney Docket Number	0690.0023CN5

CERTIFICATION STATEMENT

Please see 37 CFR 1.97 and 1.98 to make the appropriate selection(s):

That each item of information contained in the information disclosure statement was first cited in any communication from a foreign patent office in a counterpart foreign application not more than three months prior to the filing of the information disclosure statement. See 37 CFR 1.97(e)(1).

OR

☐ That no item of information contained in the information disclosure statement was cited in a communication from a foreign patent office in a counterpart foreign application, and, to the knowledge of the person signing the certification after making reasonable inquiry, no item of information contained in the information disclosure statement was known to any individual designated in 37 CFR 1.56(c) more than three months prior to the filing of the information disclosure statement. See 37 CFR 1.97(e)(2).

See attached certification statement.

The fee set forth in 37 CFR 1.17 (p) has been submitted herewith.

☒ A certification statement is not submitted herewith.

SIGNATURE

A signature of the applicant or representative is required in accordance with CFR 1.33, 10.18. Please see CFR 1.4(d) for the form of the signature.

Signature	/Patrick J. Finnan/	Date (YYYY-MM-DD)	2021-04-30
Name/Print	Patrick J. Finnan	Registration Number	39189

This collection of information is required by 37 CFR 1.97 and 1.98. The information is required to obtain or retain a benefit by the public which is to file (and by the USPTO to process) an application. Confidentiality is governed by 35 U.S.C. 122 and 37 CFR 1.14. This collection is estimated to take 1 hour to complete, including gathering, preparing and submitting the completed application form to the USPTO. Time will vary depending upon the individual case. Any comments on the amount of time you require to complete this form and/or suggestions for reducing this burden, should be sent to the Chief Information Officer, U.S. Patent and Trademark Office, U.S. Department of Commerce, P.O. Box 1450, Alexandria, VA 22313-1450. DO NOT SEND FEES OR COMPLETED FORMS TO THIS ADDRESS. **SEND TO: Commissioner for Patents, P.O. Box 1450, Alexandria, VA 22313-1450.**

Privacy Act Statement

The Privacy Act of 1974 (P.L. 93-579) requires that you be given certain information in connection with your submission of the attached form related to a patent application or patent. Accordingly, pursuant to the requirements of the Act, please be advised that: (1) the general authority for the collection of this information is 35 U.S.C. 2(b)(2); (2) furnishing of the information solicited is voluntary; and (3) the principal purpose for which the information is used by the U.S. Patent and Trademark Office is to process and/or examine your submission related to a patent application or patent. If you do not furnish the requested information, the U.S. Patent and Trademark Office may not be able to process and/or examine your submission, which may result in termination of proceedings or abandonment of the application or expiration of the patent.

The information provided by you in this form will be subject to the following routine uses:

1. The information on this form will be treated confidentially to the extent allowed under the Freedom of Information Act (5 U.S.C. 552) and the Privacy Act (5 U.S.C. 552a). Records from this system of records may be disclosed to the Department of Justice to determine whether the Freedom of Information Act requires disclosure of these record s.

2. A record from this system of records may be disclosed, as a routine use, in the course of presenting evidence to a court, magistrate, or administrative tribunal, including disclosures to opposing counsel in the course of settlement negotiations.

3. A record in this system of records may be disclosed, as a routine use, to a Member of Congress submitting a request involving an individual, to whom the record pertains, when the individual has requested assistance from the Member with respect to the subject matter of the record.

4. A record in this system of records may be disclosed, as a routine use, to a contractor of the Agency having need for the information in order to perform a contract. Recipients of information shall be required to comply with the requirements of the Privacy Act of 1974, as amended, pursuant to 5 U.S.C. 552a(m).

5. A record related to an International Application filed under the Patent Cooperation Treaty in this system of records may be disclosed, as a routine use, to the International Bureau of the World Intellectual Property Organization, pursuant to the Patent Cooperation Treaty.

6. A record in this system of records may be disclosed, as a routine use, to another federal agency for purposes of National Security review (35 U.S.C. 181) and for review pursuant to the Atomic Energy Act (42 U.S.C. 218(c)).

7. A record from this system of records may be disclosed, as a routine use, to the Administrator, General Services, or his/her designee, during an inspection of records conducted by GSA as part of that agency's responsibility to recommend improvements in records management practices and programs, under authority of 44 U.S.C. 2904 and 2906. Such disclosure shall be made in accordance with the GSA regulations governing inspection of records for this purpose, and any other relevant (i.e., GSA or Commerce) directive. Such disclosure shall not be used to make determinations about individuals.

8. A record from this system of records may be disclosed, as a routine use, to the public after either publication of the application pursuant to 35 U.S.C. 122(b) or issuance of a patent pursuant to 35 U.S.C. 151. Further, a record may be disclosed, subject to the limitations of 37 CFR 1.14, as a routine use, to the public if the record was filed in an application which became abandoned or in which the proceedings were terminated and which application is referenced by either a published application, an application open to public inspections or an issued patent.

9. A record from this system of records may be disclosed, as a routine use, to a Federal, State, or local law enforcement agency, if the USPTO becomes aware of a violation or potential violation of law or regulation.

Doc code: IDS
Doc description: Information Disclosure Statement (IDS) Filed

PTO/SB/08a (02-18)
Approved for use through 11/30/2020. OMB 0651-0031
U.S. Patent and Trademark Office; U.S. DEPARTMENT OF COMMERCE
Under the Paperwork Reduction Act of 1995, no persons are required to respond to a collection of information unless it contains a valid OMB control number.

INFORMATION DISCLOSURE STATEMENT BY APPLICANT (**Not for submission under 37 CFR 1.99)**		
	Application Number	
	Filing Date	
	First Named Inventor	Carles PUENTE BALIARDA
	Art Unit	
	Examiner Name	
	Attorney Docket Number	0690.0023CN5

U.S.PATENTS Remove

Examiner Initial*	Cite No	Patent Number	Kind Code[1]	Issue Date	Name of Patentee or Applicant of cited Document	Pages,Columns,Lines where Relevant Passages or Relevant Figures Appear
	1					

If you wish to add additional U.S. Patent citation information please click the Add button. Add

U.S.PATENT APPLICATION PUBLICATIONS Remove

Examiner Initial*	Cite No	Publication Number	Kind Code[1]	Publication Date	Name of Patentee or Applicant of cited Document	Pages,Columns,Lines where Relevant Passages or Relevant Figures Appear
	1					

If you wish to add additional U.S. Published Application citation information please click the Add button. Add

FOREIGN PATENT DOCUMENTS Remove

Examiner Initial*	Cite No	Foreign Document Number[3]	Country Code[2] i	Kind Code[4]	Publication Date	Name of Patentee or Applicant of cited Document	Pages,Columns,Lines where Relevant Passages or Relevant Figures Appear	T[5]
	1							

If you wish to add additional Foreign Patent Document citation information please click the Add button Add

NON-PATENT LITERATURE DOCUMENTS Remove

Examiner Initials*	Cite No	Include name of the author (in CAPITAL LETTERS), title of the article (when appropriate), title of the item (book, magazine, journal, serial, symposium, catalog, etc), date, pages(s), volume-issue number(s), publisher, city and/or country where published.	T[5]

INFORMATION DISCLOSURE STATEMENT BY APPLICANT (Not for submission under 37 CFR 1.99)		
	Application Number	
	Filing Date	
	First Named Inventor	Carles PUENTE BALIARDA
	Art Unit	
	Examiner Name	
	Attorney Docket Number	0690.0023CN5

	1	Infringement Chart - LG Dare VX9700 . Patent 7528782, Fractus, 20091105	
	2	Infringement Chart - LG Dare VX9700. Patent: 7148850, Fractus, 20091105	
	3	Infringement Chart - LG Dare VX9700. Patent: 7202822, Fractus, 20091105	
	4	Infringement Chart - LG enV Touch VX1100., Fractus, 20091105	
	5	Infringement Chart - LG enV Touch VX1100. Patent: 7148850, Fractus, 20091105	
	6	Infringement Chart - LG enV Touch VX1100. Patent: 7202822, Fractus, 20091105	
	7	Infringement Chart - LG enV VX-9900, Fractus, 20091105	
	8	Infringement Chart - LG enV VX-9900. Patent: 7148850, Fractus, 20091105	
	9	Infringement Chart - LG enV VX-9900. Patent: 7202822, Fractus, 20091105	
	10	Infringement Chart - LG EnV2 VX9100, Fractus, 20091105	
	11	Infringement Chart - LG EnV2 VX9100. Patent: 7148850, Fractus, 20091105	

INFORMATION DISCLOSURE STATEMENT BY APPLICANT (Not for submission under 37 CFR 1.99)		
	Application Number	
	Filing Date	
	First Named Inventor	Carles PUENTE BALIARDA
	Art Unit	
	Examiner Name	
	Attorney Docket Number	0690.0023CN5

	12	Infringement Chart - LG EnV2 VX9100. Patent: 7202822, Fractus, 20091105	
	13	Infringement Chart - LG EnV3 VX9200., Fractus, 20091105	
	14	Infringement Chart - LG EnV3 VX9200. Patent: 7148850, Fractus, 20091105	
	15	Infringement Chart - LG EnV3 VX9200. Patent: 7202822, Fractus, 20091105	
	16	Infringement Chart - LG Flare LX165, Fractus, 20091105	
	17	Infringement Chart - LG Flare LX165. Patent: 7148850, Fractus, 20091105	
	18	Infringement Chart - LG Flare LX165. Patent: 7202822, Fractus, 20091105	
	19	Infringement Chart - LG GT365 NEON., Fractus, 20091105	
	20	Infringement Chart - LG GT365 NEON. Patent: 7148850, Fractus, 20091105	
	21	Infringement Chart - LG GT365 NEON. Patent: 7202822, Fractus, 20091105	
	22	Infringement Chart - LG Lotus, Fractus, 20091105	

INFORMATION DISCLOSURE STATEMENT BY APPLICANT (Not for submission under 37 CFR 1.99)		
	Application Number	
	Filing Date	
	First Named Inventor	Carles PUENTE BALIARDA
	Art Unit	
	Examiner Name	
	Attorney Docket Number	0690.0023CN5

	23	Infringement Chart - LG Lotus. Patent: 7148850, Fractus, 20091105	
	24	Infringement Chart - LG Lotus. Patent: 7202822, Fractus, 20091105	
	25	Infringement Chart - LG MUZIQ LX570, Fractus, 20091105	
	26	Infringement Chart - LG Muziq LX570. Patent: 7148850, Fractus, 20091105	
	27	Infringement Chart - LG Muziq LX570. Patent: 7202822, Fractus, 20091105	
	28	Infringement Chart - LG Rumor, Fractus, 20091105	
	29	Infringement Chart - LG Rumor 2., Fractus, 20091105	
	30	Infringement Chart - LG Rumor 2. Patent: 7148850, Fractus, 20091105	
	31	Infringement Chart - LG Rumor 2. Patent: 7202822, Fractus, 20091105	
	32	Infringement Chart - LG Rumor. Patent: 7148850, Fractus, 20091105	
	33	Infringement Chart - LG Rumor. Patent: 7202822, Fractus, 20091105	

INFORMATION DISCLOSURE STATEMENT BY APPLICANT (Not for submission under 37 CFR 1.99)		
	Application Number	
	Filing Date	
	First Named Inventor	Carles PUENTE BALIARDA
	Art Unit	
	Examiner Name	
	Attorney Docket Number	0690.0023CN5

	34	Infringement Chart - LG Shine CU720, Fractus, 20091105	
	35	Infringement Chart - LG Shine CU720. Patent: 7148850, Fractus, 20091105	
	36	Infringement Chart - LG Shine CU720. Patent: 7202822, Fractus, 20091105	
	37	Infringement Chart - LG UX280, Fractus, 20091105	
	38	Infringement Chart - LG UX280. Patent: 7148850, Fractus, 20091105	
	39	Infringement Chart - LG UX280. Patent: 7202822, Fractus, 20091105	
	40	Infringement Chart - LG Versa VX9600, Fractus, 20091105	
	41	Infringement Chart - LG Versa VX9600. Patent: 7148850, Fractus, 20091105	
	42	Infringement Chart - LG Versa VX9600. Patent: 7202822, Fractus, 20091105	
	43	Infringement Chart - LG Voyager VX10000, Fractus, 20091105	
	44	Infringement Chart - LG Voyager VX10000. Patent: 7148850, Fractus, 20091105	

INFORMATION DISCLOSURE STATEMENT BY APPLICANT (Not for submission under 37 CFR 1.99)		
	Application Number	
	Filing Date	
	First Named Inventor	Carles PUENTE BALIARDA
	Art Unit	
	Examiner Name	
	Attorney Docket Number	0690.0023CN5

	45	Infringement Chart - LG Voyager VX10000. Patent: 7202822, Fractus, 20091105	
	46	Infringement Chart - LG VU CU920, Fractus, 20091105	
	47	Infringement Chart - LG Vu CU920. Patent: 7148850, Fractus, 20091105	
	48	Infringement Chart - LG Vu CU920. Patent: 7202822, Fractus, 20091105	
	49	Infringement Chart - LG VX5400, Fractus, 20091105	
	50	Infringement Chart - LG VX5400. Patent: 7148850, Fractus, 20091105	

If you wish to add additional non-patent literature document citation information please click the Add button Add

EXAMINER SIGNATURE

Examiner Signature		Date Considered	

*EXAMINER: Initial if reference considered, whether or not citation is in conformance with MPEP 609. Draw line through a citation if not in conformance and not considered. Include copy of this form with next communication to applicant.

[1] See Kind Codes of USPTO Patent Documents at www.USPTO.GOV or MPEP 901.04. [2] Enter office that issued the document, by the two-letter code (WIPO Standard ST.3). [3] For Japanese patent documents, the indication of the year of the reign of the Emperor must precede the serial number of the patent document. [4] Kind of document by the appropriate symbols as indicated on the document under WIPO Standard ST.16 if possible. [5] Applicant is to place a check mark here if English language translation is attached.

INFORMATION DISCLOSURE STATEMENT BY APPLICANT (Not for submission under 37 CFR 1.99)		
	Application Number	
	Filing Date	
	First Named Inventor	Carles PUENTE BALIARDA
	Art Unit	
	Examiner Name	
	Attorney Docket Number	0690.0023CN5

CERTIFICATION STATEMENT

Please see 37 CFR 1.97 and 1.98 to make the appropriate selection(s):

That each item of information contained in the information disclosure statement was first cited in any communication from a foreign patent office in a counterpart foreign application not more than three months prior to the filing of the information disclosure statement. See 37 CFR 1.97(e)(1).

OR

☐ That no item of information contained in the information disclosure statement was cited in a communication from a foreign patent office in a counterpart foreign application, and, to the knowledge of the person signing the certification after making reasonable inquiry, no item of information contained in the information disclosure statement was known to any individual designated in 37 CFR 1.56(c) more than three months prior to the filing of the information disclosure statement. See 37 CFR 1.97(e)(2).

See attached certification statement.

The fee set forth in 37 CFR 1.17 (p) has been submitted herewith.

☒ A certification statement is not submitted herewith.

SIGNATURE

A signature of the applicant or representative is required in accordance with CFR 1.33, 10.18. Please see CFR 1.4(d) for the form of the signature.

Signature	/Patrick J. Finnan/	Date (YYYY-MM-DD)	2021-04-30
Name/Print	Patrick J. Finnan	Registration Number	39189

This collection of information is required by 37 CFR 1.97 and 1.98. The information is required to obtain or retain a benefit by the public which is to file (and by the USPTO to process) an application. Confidentiality is governed by 35 U.S.C. 122 and 37 CFR 1.14. This collection is estimated to take 1 hour to complete, including gathering, preparing and submitting the completed application form to the USPTO. Time will vary depending upon the individual case. Any comments on the amount of time you require to complete this form and/or suggestions for reducing this burden, should be sent to the Chief Information Officer, U.S. Patent and Trademark Office, U.S. Department of Commerce, P.O. Box 1450, Alexandria, VA 22313-1450. DO NOT SEND FEES OR COMPLETED FORMS TO THIS ADDRESS. **SEND TO: Commissioner for Patents, P.O. Box 1450, Alexandria, VA 22313-1450.**

Privacy Act Statement

The Privacy Act of 1974 (P.L. 93-579) requires that you be given certain information in connection with your submission of the attached form related to a patent application or patent. Accordingly, pursuant to the requirements of the Act, please be advised that: (1) the general authority for the collection of this information is 35 U.S.C. 2(b)(2); (2) furnishing of the information solicited is voluntary; and (3) the principal purpose for which the information is used by the U.S. Patent and Trademark Office is to process and/or examine your submission related to a patent application or patent. If you do not furnish the requested information, the U.S. Patent and Trademark Office may not be able to process and/or examine your submission, which may result in termination of proceedings or abandonment of the application or expiration of the patent.

The information provided by you in this form will be subject to the following routine uses:

1. The information on this form will be treated confidentially to the extent allowed under the Freedom of Information Act (5 U.S.C. 552) and the Privacy Act (5 U.S.C. 552a). Records from this system of records may be disclosed to the Department of Justice to determine whether the Freedom of Information Act requires disclosure of these record s.

2. A record from this system of records may be disclosed, as a routine use, in the course of presenting evidence to a court, magistrate, or administrative tribunal, including disclosures to opposing counsel in the course of settlement negotiations.

3. A record in this system of records may be disclosed, as a routine use, to a Member of Congress submitting a request involving an individual, to whom the record pertains, when the individual has requested assistance from the Member with respect to the subject matter of the record.

4. A record in this system of records may be disclosed, as a routine use, to a contractor of the Agency having need for the information in order to perform a contract. Recipients of information shall be required to comply with the requirements of the Privacy Act of 1974, as amended, pursuant to 5 U.S.C. 552a(m).

5. A record related to an International Application filed under the Patent Cooperation Treaty in this system of records may be disclosed, as a routine use, to the International Bureau of the World Intellectual Property Organization, pursuant to the Patent Cooperation Treaty.

6. A record in this system of records may be disclosed, as a routine use, to another federal agency for purposes of National Security review (35 U.S.C. 181) and for review pursuant to the Atomic Energy Act (42 U.S.C. 218(c)).

7. A record from this system of records may be disclosed, as a routine use, to the Administrator, General Services, or his/her designee, during an inspection of records conducted by GSA as part of that agency's responsibility to recommend improvements in records management practices and programs, under authority of 44 U.S.C. 2904 and 2906. Such disclosure shall be made in accordance with the GSA regulations governing inspection of records for this purpose, and any other relevant (i.e., GSA or Commerce) directive. Such disclosure shall not be used to make determinations about individuals.

8. A record from this system of records may be disclosed, as a routine use, to the public after either publication of the application pursuant to 35 U.S.C. 122(b) or issuance of a patent pursuant to 35 U.S.C. 151. Further, a record may be disclosed, subject to the limitations of 37 CFR 1.14, as a routine use, to the public if the record was filed in an application which became abandoned or in which the proceedings were terminated and which application is referenced by either a published application, an application open to public inspections or an issued patent.

9. A record from this system of records may be disclosed, as a routine use, to a Federal, State, or local law enforcement agency, if the USPTO becomes aware of a violation or potential violation of law or regulation.

Doc code: IDS
Doc description: Information Disclosure Statement (IDS) Filed

PTO/SB/08a (02-18)
Approved for use through 11/30/2020. OMB 0651-0031
U.S. Patent and Trademark Office; U.S. DEPARTMENT OF COMMERCE
Under the Paperwork Reduction Act of 1995, no persons are required to respond to a collection of information unless it contains a valid OMB control number.

INFORMATION DISCLOSURE STATEMENT BY APPLICANT (**Not for submission under 37 CFR 1.99)**		
	Application Number	
	Filing Date	
	First Named Inventor	Carles PUENTE BALIARDA
	Art Unit	
	Examiner Name	
	Attorney Docket Number	0690.0023CN

U.S.PATENTS Remove

Examiner Initial*	Cite No	Patent Number	Kind Code[1]	Issue Date	Name of Patentee or Applicant of cited Document	Pages,Columns,Lines where Relevant Passages or Relevant Figures Appear
	1					

If you wish to add additional U.S. Patent citation information please click the Add button. Add

U.S.PATENT APPLICATION PUBLICATIONS Remove

Examiner Initial*	Cite No	Publication Number	Kind Code[1]	Publication Date	Name of Patentee or Applicant of cited Document	Pages,Columns,Lines where Relevant Passages or Relevant Figures Appear
	1					

If you wish to add additional U.S. Published Application citation information please click the Add button. Add

FOREIGN PATENT DOCUMENTS Remove

Examiner Initial*	Cite No	Foreign Document Number[3]	Country Code[2] i	Kind Code[4]	Publication Date	Name of Patentee or Applicant of cited Document	Pages,Columns,Lines where Relevant Passages or Relevant Figures Appear	T[5]
	1							

If you wish to add additional Foreign Patent Document citation information please click the Add button Add

NON-PATENT LITERATURE DOCUMENTS Remove

Examiner Initials*	Cite No	Include name of the author (in CAPITAL LETTERS), title of the article (when appropriate), title of the item (book, magazine, journal, serial, symposium, catalog, etc), date, pages(s), volume-issue number(s), publisher, city and/or country where published.	T[5]

INFORMATION DISCLOSURE STATEMENT BY APPLICANT (Not for submission under 37 CFR 1.99)		
	Application Number	
	Filing Date	
	First Named Inventor	Carles PUENTE BALIARDA
	Art Unit	
	Examiner Name	
	Attorney Docket Number	0690.0023CN

	1	Infringement Chart - HTC Touch Pro. Patent: 7148850, Fractus, 20091105	
	2	Infringement Chart - HTC Touch Pro. Patent: 7202822, Fractus, 20091105	
	3	Infringement Chart - HTC Wing, Fractus, 20091105	
	4	Infringement Chart - HTC Wing. Patent: 7148850, Fractus, 20091105	
	5	Infringement Chart - HTC Wing. Patent: 7202822, Fractus, 20091105	
	6	Infringement Chart - Kyocera Jax, Fractus, 20091105	
	7	Infringement Chart - Kyocera Jax. Patent: 7148850, Fractus, 20091105	
	8	Infringement Chart - Kyocera Jax. Patent: 7202822, Fractus, 20091105	
	9	Infringement Chart - Kyocera MARBL, Fractus, 20091105	
	10	Infringement Chart - Kyocera MARBL. Patent: 7148850, Fractus, 20091105	
	11	Infringement Chart - Kyocera MARBL. Patent: 7202822, Fractus, 20091105	

INFORMATION DISCLOSURE STATEMENT BY APPLICANT (Not for submission under 37 CFR 1.99)		
	Application Number	
	Filing Date	
	First Named Inventor	Carles PUENTE BALIARDA
	Art Unit	
	Examiner Name	
	Attorney Docket Number	0690.0023CN

	12	Infringement Chart - Kyocera NEO E1100, Fractus, 20091105	
	13	Infringement Chart - Kyocera NEO E1100. Patent: 7148850, Fractus, 20091105	
	14	Infringement Chart - Kyocera NEO E1100. Patent: 7202822, Fractus, 20091105	
	15	Infringement Chart - Kyocera S2400, Fractus, 20091105	
	16	Infringement Chart - Kyocera S2400. Patent: 7148850, Fractus, 20091105	
	17	Infringement Chart - Kyocera S2400. Patent: 7202822, Fractus, 20091105	
	18	Infringement Chart - Kyocera Wildcard M1000, Fractus, 20091105	
	19	Infringement Chart - Kyocera Wildcard M1000. Patent: 7148850, Fractus, 20091105	
	20	Infringement Chart - Kyocera Wildcard M1000. Patent: 7202822, Fractus, 20091105	
	21	Infringement Chart - LG 300G., Fractus, 20091105	
	22	Infringement Chart - LG 300G. Patent: 7148850, Fractus, 20091105	

INFORMATION DISCLOSURE STATEMENT BY APPLICANT (Not for submission under 37 CFR 1.99)		
	Application Number	
	Filing Date	
	First Named Inventor	Carles PUENTE BALIARDA
	Art Unit	
	Examiner Name	
	Attorney Docket Number	0690.0023CN

	23	Infringement Chart - LG 300G. Patent: 7202822, Fractus, 20091105	
	24	Infringement Chart - LG Aloha LX140., Fractus, 20091105	
	25	Infringement Chart - LG Aloha LX140. Patent: 7148850, Fractus, 20091105	
	26	Infringement Chart - LG Aloha LX140. Patent: 7202822, Fractus, 20091105	
	27	Infringement Chart - LG AX155., Fractus, 20091105	
	28	Infringement Chart - LG AX155. Patent: 7148850, Fractus, 20091105	
	29	Infringement Chart - LG AX155. Patent: 7202822, Fractus, 20091105	
	30	Infringement Chart - LG AX300, Fractus, 20091105	
	31	Infringement Chart - LG AX300. Patent: 7148850, Fractus, 20091105	
	32	Infringement Chart - LG AX300. Patent: 7202822, Fractus, 20091105	
	33	Infringement Chart - LG AX380, Fractus, 20091105	

INFORMATION DISCLOSURE STATEMENT BY APPLICANT (Not for submission under 37 CFR 1.99)		
	Application Number	
	Filing Date	
	First Named Inventor	Carles PUENTE BALIARDA
	Art Unit	
	Examiner Name	
	Attorney Docket Number	0690.0023CN

	34	Infringement Chart - LG AX380. Patent: 7148850, Fractus, 20091105	
	35	Infringement Chart - LG AX380. Patent: 7202822, Fractus, 20091105	
	36	Infringement Chart - LG AX585., Fractus, 20091105	
	37	Infringement Chart - LG AX585. Patent: 7148850, Fractus, 20091105	
	38	Infringement Chart - LG AX585. Patent: 7202822, Fractus, 20091105	
	39	Infringement Chart - LG AX8600, Fractus, 20091105	
	40	Infringement Chart - LG AX8600. Patent: 7148850, Fractus, 20091105	
	41	Infringement Chart - LG AX8600. Patent: 7202822, Fractus, 20091105	
	42	Infringement Chart - LG CF360., Fractus, 20091105	
	43	Infringement Chart - LG CF360. Patent: 7148850, Fractus, 20091105	
	44	Infringement Chart - LG CF360. Patent: 7202822, Fractus, 20091105	

INFORMATION DISCLOSURE STATEMENT BY APPLICANT (Not for submission under 37 CFR 1.99)		
	Application Number	
	Filing Date	
	First Named Inventor	Carles PUENTE BALIARDA
	Art Unit	
	Examiner Name	
	Attorney Docket Number	0690.0023CN

	45	Infringement Chart - LG Chocolate VX8550, Fractus, 20091105	
	46	Infringement Chart - LG Chocolate VX8550. Patent: 7148850, Fractus, 20091105	
	47	Infringement Chart - LG Chocolate VX8550. Patent: 7202822, Fractus, 20091105	
	48	Infringement Chart - LG CU515, Fractus, 20091105	
	49	Infringement Chart - LG CU515. Patent: 7148850, Fractus, 20091105	
	50	Infringement Chart - LG CU515. Patent: 7202822, Fractus, 20091105	

If you wish to add additional non-patent literature document citation information please click the Add button Add

EXAMINER SIGNATURE

Examiner Signature		Date Considered	

*EXAMINER: Initial if reference considered, whether or not citation is in conformance with MPEP 609. Draw line through a citation if not in conformance and not considered. Include copy of this form with next communication to applicant.

[1] See Kind Codes of USPTO Patent Documents at www.USPTO.GOV or MPEP 901.04. [2] Enter office that issued the document, by the two-letter code (WIPO Standard ST.3). [3] For Japanese patent documents, the indication of the year of the reign of the Emperor must precede the serial number of the patent document. [4] Kind of document by the appropriate symbols as indicated on the document under WIPO Standard ST.16 if possible. [5] Applicant is to place a check mark here if English language translation is attached.

INFORMATION DISCLOSURE STATEMENT BY APPLICANT (Not for submission under 37 CFR 1.99)		
	Application Number	
	Filing Date	
	First Named Inventor	Carles PUENTE BALIARDA
	Art Unit	
	Examiner Name	
	Attorney Docket Number	0690.0023CN

CERTIFICATION STATEMENT

Please see 37 CFR 1.97 and 1.98 to make the appropriate selection(s):

That each item of information contained in the information disclosure statement was first cited in any communication from a foreign patent office in a counterpart foreign application not more than three months prior to the filing of the information disclosure statement. See 37 CFR 1.97(e)(1).

OR

☐ That no item of information contained in the information disclosure statement was cited in a communication from a foreign patent office in a counterpart foreign application, and, to the knowledge of the person signing the certification after making reasonable inquiry, no item of information contained in the information disclosure statement was known to any individual designated in 37 CFR 1.56(c) more than three months prior to the filing of the information disclosure statement. See 37 CFR 1.97(e)(2).

See attached certification statement.

The fee set forth in 37 CFR 1.17 (p) has been submitted herewith.

☒ A certification statement is not submitted herewith.

SIGNATURE

A signature of the applicant or representative is required in accordance with CFR 1.33, 10.18. Please see CFR 1.4(d) for the form of the signature.

Signature	/Patrick J. Finnan/	Date (YYYY-MM-DD)	2021-04-30
Name/Print	Patrick J. Finnan	Registration Number	39189

This collection of information is required by 37 CFR 1.97 and 1.98. The information is required to obtain or retain a benefit by the public which is to file (and by the USPTO to process) an application. Confidentiality is governed by 35 U.S.C. 122 and 37 CFR 1.14. This collection is estimated to take 1 hour to complete, including gathering, preparing and submitting the completed application form to the USPTO. Time will vary depending upon the individual case. Any comments on the amount of time you require to complete this form and/or suggestions for reducing this burden, should be sent to the Chief Information Officer, U.S. Patent and Trademark Office, U.S. Department of Commerce, P.O. Box 1450, Alexandria, VA 22313-1450. DO NOT SEND FEES OR COMPLETED FORMS TO THIS ADDRESS. **SEND TO: Commissioner for Patents, P.O. Box 1450, Alexandria, VA 22313-1450.**

Privacy Act Statement

The Privacy Act of 1974 (P.L. 93-579) requires that you be given certain information in connection with your submission of the attached form related to a patent application or patent. Accordingly, pursuant to the requirements of the Act, please be advised that: (1) the general authority for the collection of this information is 35 U.S.C. 2(b)(2); (2) furnishing of the information solicited is voluntary; and (3) the principal purpose for which the information is used by the U.S. Patent and Trademark Office is to process and/or examine your submission related to a patent application or patent. If you do not furnish the requested information, the U.S. Patent and Trademark Office may not be able to process and/or examine your submission, which may result in termination of proceedings or abandonment of the application or expiration of the patent.

The information provided by you in this form will be subject to the following routine uses:

1. The information on this form will be treated confidentially to the extent allowed under the Freedom of Information Act (5 U.S.C. 552) and the Privacy Act (5 U.S.C. 552a). Records from this system of records may be disclosed to the Department of Justice to determine whether the Freedom of Information Act requires disclosure of these record s.

2. A record from this system of records may be disclosed, as a routine use, in the course of presenting evidence to a court, magistrate, or administrative tribunal, including disclosures to opposing counsel in the course of settlement negotiations.

3. A record in this system of records may be disclosed, as a routine use, to a Member of Congress submitting a request involving an individual, to whom the record pertains, when the individual has requested assistance from the Member with respect to the subject matter of the record.

4. A record in this system of records may be disclosed, as a routine use, to a contractor of the Agency having need for the information in order to perform a contract. Recipients of information shall be required to comply with the requirements of the Privacy Act of 1974, as amended, pursuant to 5 U.S.C. 552a(m).

5. A record related to an International Application filed under the Patent Cooperation Treaty in this system of records may be disclosed, as a routine use, to the International Bureau of the World Intellectual Property Organization, pursuant to the Patent Cooperation Treaty.

6. A record in this system of records may be disclosed, as a routine use, to another federal agency for purposes of National Security review (35 U.S.C. 181) and for review pursuant to the Atomic Energy Act (42 U.S.C. 218(c)).

7. A record from this system of records may be disclosed, as a routine use, to the Administrator, General Services, or his/her designee, during an inspection of records conducted by GSA as part of that agency's responsibility to recommend improvements in records management practices and programs, under authority of 44 U.S.C. 2904 and 2906. Such disclosure shall be made in accordance with the GSA regulations governing inspection of records for this purpose, and any other relevant (i.e., GSA or Commerce) directive. Such disclosure shall not be used to make determinations about individuals.

8. A record from this system of records may be disclosed, as a routine use, to the public after either publication of the application pursuant to 35 U.S.C. 122(b) or issuance of a patent pursuant to 35 U.S.C. 151. Further, a record may be disclosed, subject to the limitations of 37 CFR 1.14, as a routine use, to the public if the record was filed in an application which became abandoned or in which the proceedings were terminated and which application is referenced by either a published application, an application open to public inspections or an issued patent.

9. A record from this system of records may be disclosed, as a routine use, to a Federal, State, or local law enforcement agency, if the USPTO becomes aware of a violation or potential violation of law or regulation.

Doc code: IDS
Doc description: Information Disclosure Statement (IDS) Filed

PTO/SB/08a (02-18)
Approved for use through 11/30/2020. OMB 0651-0031
U.S. Patent and Trademark Office; U.S. DEPARTMENT OF COMMERCE
Under the Paperwork Reduction Act of 1995, no persons are required to respond to a collection of information unless it contains a valid OMB control number.

INFORMATION DISCLOSURE STATEMENT BY APPLICANT (**Not for submission under 37 CFR 1.99)**		
	Application Number	
	Filing Date	
	First Named Inventor	Carles PUENTE BALIARDA
	Art Unit	
	Examiner Name	
	Attorney Docket Number	0690.0023CN5

U.S.PATENTS Remove

Examiner Initial*	Cite No	Patent Number	Kind Code[1]	Issue Date	Name of Patentee or Applicant of cited Document	Pages,Columns,Lines where Relevant Passages or Relevant Figures Appear
	1					

If you wish to add additional U.S. Patent citation information please click the Add button. Add

U.S.PATENT APPLICATION PUBLICATIONS Remove

Examiner Initial*	Cite No	Publication Number	Kind Code[1]	Publication Date	Name of Patentee or Applicant of cited Document	Pages,Columns,Lines where Relevant Passages or Relevant Figures Appear
	1					

If you wish to add additional U.S. Published Application citation information please click the Add button. Add

FOREIGN PATENT DOCUMENTS Remove

Examiner Initial*	Cite No	Foreign Document Number[3]	Country Code[2] i	Kind Code[4]	Publication Date	Name of Patentee or Applicant of cited Document	Pages,Columns,Lines where Relevant Passages or Relevant Figures Appear	T[5]
	1							

If you wish to add additional Foreign Patent Document citation information please click the Add button Add

NON-PATENT LITERATURE DOCUMENTS Remove

Examiner Initials*	Cite No	Include name of the author (in CAPITAL LETTERS), title of the article (when appropriate), title of the item (book, magazine, journal, serial, symposium, catalog, etc), date, pages(s), volume-issue number(s), publisher, city and/or country where published.	T[5]

INFORMATION DISCLOSURE STATEMENT BY APPLICANT (Not for submission under 37 CFR 1.99)		
	Application Number	
	Filing Date	
	First Named Inventor	Carles PUENTE BALIARDA
	Art Unit	
	Examiner Name	
	Attorney Docket Number	0690.0023CN5

	1	Infringement Chart - LG VX5400. Patent: 7202822, Fractus, 20091105	
	2	Infringement Chart - LG VX5500, Fractus, 20091105	
	3	Infringement Chart - LG VX5500. Patent: 7148850, Fractus, 20091105	
	4	Infringement Chart - LG VX5500. Patent: 7202822, Fractus, 20091105	
	5	Infringement Chart - LG VX8350, Fractus, 20091105	
	6	Infringement Chart - LG VX8350. Patent: 7148850, Fractus, 20091105	
	7	Infringement Chart - LG VX8350. Patent: 7202822, Fractus, 20091105	
	8	Infringement Chart - LG VX8360., Fractus, 20091105	
	9	Infringement Chart - LG VX8360. Patent: 7148850, Fractus, 20091105	
	10	Infringement Chart - LG VX8360. Patent: 7202822, Fractus, 20091105	
	11	Infringement Chart - LG VX8500, Fractus, 20091105	

INFORMATION DISCLOSURE STATEMENT BY APPLICANT (Not for submission under 37 CFR 1.99)		
	Application Number	
	Filing Date	
	First Named Inventor	Carles PUENTE BALIARDA
	Art Unit	
	Examiner Name	
	Attorney Docket Number	0690.0023CN5

	12	Infringement Chart - LG VX8500. Patent: 7148850, Fractus, 20091105	
	13	Infringement Chart - LG VX8500. Patent: 7202822, Fractus, 20091105	
	14	Infringement Chart - LG VX8560 Chocolate 3, Fractus, 20091105	
	15	Infringement Chart - LG VX8560 Chocolate 3. Patent: 7148850, Fractus, 20091105	
	16	Infringement Chart - LG VX8560 Chocolate 3. Patent: 7202822, Fractus, 20091105	
	17	Infringement Chart - LG VX8610, Fractus, 20091105	
	18	Infringement Chart - LG VX8610. Patent: 7148850, Fractus, 20091105	
	19	Infringement Chart - LG VX8610. Patent: 7202822, Fractus, 20091105	
	20	Infringement Chart - LG VX8800, Fractus, 20091105	
	21	Infringement Chart - LG VX8800. Patent: 7148850, Fractus, 20091105	
	22	Infringement Chart - LG VX8800. Patent: 7202822, Fractus, 20091105	

INFORMATION DISCLOSURE STATEMENT BY APPLICANT (Not for submission under 37 CFR 1.99)		
	Application Number	
	Filing Date	
	First Named Inventor	Carles PUENTE BALIARDA
	Art Unit	
	Examiner Name	
	Attorney Docket Number	0690.0023CN5

	23	Infringement Chart - LG VX9400, Fractus, 20091105	
	24	Infringement Chart - LG Xenon GR500., Fractus, 20091105	
	25	Infringement Chart - LG Xenon GR500. Patent: 7148850, Fractus, 20091105	
	26	Infringement Chart - LG Xenon GR500. Patent: 7202822, Fractus, 20091105	
	27	Infringement Chart - Palm Centro 685, Fractus, 20091105	
	28	Infringement Chart - Palm Centro 685. Patent: 7148850, Fractus, 20091105	
	29	Infringement Chart - Palm Centro 685. Patent: 7202822, Fractus, 20091105	
	30	Infringement Chart - Palm Centro 690, Fractus, 20091105	
	31	Infringement Chart - Palm Centro 690. Patent: 7148850, Fractus, 20091105	
	32	Infringement Chart - Palm Centro 690. Patent: 7202822, Fractus, 20091105	
	33	Infringement Chart - Palm Pre, Fractus, 20091105	

INFORMATION DISCLOSURE STATEMENT BY APPLICANT (Not for submission under 37 CFR 1.99)		
	Application Number	
	Filing Date	
	First Named Inventor	Carles PUENTE BALIARDA
	Art Unit	
	Examiner Name	
	Attorney Docket Number	0690.0023CN5

	34	Infringement Chart - Palm Pre. Patent: 7148850, Fractus, 20091105	
	35	Infringement Chart - Palm Pre. Patent: 7202822, Fractus, 20091105	
	36	Infringement Chart - Pantech Breeze C520., Fractus, 20091105	
	37	Infringement Chart - Pantech Breeze C520. Patent: 7148850, Fractus, 20091105	
	38	Infringement Chart - Pantech Breeze C520. Patent: 7202822, Fractus, 20091105	
	39	Infringement Chart - Pantech C610, Fractus, 20091105	
	40	Infringement Chart - Pantech C610. Patent: 7148850, Fractus, 20091105	
	41	Infringement Chart - Pantech C610. Patent: 7202822, Fractus, 20091105	
	42	Infringement Chart - Pantech C740, Fractus, 20091105	
	43	Infringement Chart - Pantech C740. Patent: 7148850, Fractus, 20091105	
	44	Infringement Chart - Pantech C740. Patent: 7202822, Fractus, 20091105	

INFORMATION DISCLOSURE STATEMENT BY APPLICANT (Not for submission under 37 CFR 1.99)		
	Application Number	
	Filing Date	
	First Named Inventor	Carles PUENTE BALIARDA
	Art Unit	
	Examiner Name	
	Attorney Docket Number	0690.0023CN5

	45	Infringement Chart - Pantech DUO C810., Fractus, 20091105	
	46	Infringement Chart - Pantech DUO C810. Patent: 7148850, Fractus, 20091105	
	47	Infringement Chart - Pantech DUO C810. Patent: 7202822, Fractus, 20091105	
	48	Infringement Chart - Pantech Slate C530, Fractus, 20091105	
	49	Infringement Chart - Phone: LG Dare VX9700, Fractus, 20091105	
	50	Infringement Chart - RIM Blackberry 8110, Fractus, 20091105	

If you wish to add additional non-patent literature document citation information please click the Add button Add

EXAMINER SIGNATURE

Examiner Signature		Date Considered	

*EXAMINER: Initial if reference considered, whether or not citation is in conformance with MPEP 609. Draw line through a citation if not in conformance and not considered. Include copy of this form with next communication to applicant.

[1] See Kind Codes of USPTO Patent Documents at www.USPTO.GOV or MPEP 901.04. [2] Enter office that issued the document, by the two-letter code (WIPO Standard ST.3). [3] For Japanese patent documents, the indication of the year of the reign of the Emperor must precede the serial number of the patent document. [4] Kind of document by the appropriate symbols as indicated on the document under WIPO Standard ST.16 if possible. [5] Applicant is to place a check mark here if English language translation is attached.

INFORMATION DISCLOSURE STATEMENT BY APPLICANT (Not for submission under 37 CFR 1.99)		
	Application Number	
	Filing Date	
	First Named Inventor	Carles PUENTE BALIARDA
	Art Unit	
	Examiner Name	
	Attorney Docket Number	0690.0023CN5

CERTIFICATION STATEMENT

Please see 37 CFR 1.97 and 1.98 to make the appropriate selection(s):

That each item of information contained in the information disclosure statement was first cited in any communication from a foreign patent office in a counterpart foreign application not more than three months prior to the filing of the information disclosure statement. See 37 CFR 1.97(e)(1).

OR

☐ That no item of information contained in the information disclosure statement was cited in a communication from a foreign patent office in a counterpart foreign application, and, to the knowledge of the person signing the certification after making reasonable inquiry, no item of information contained in the information disclosure statement was known to any individual designated in 37 CFR 1.56(c) more than three months prior to the filing of the information disclosure statement. See 37 CFR 1.97(e)(2).

See attached certification statement.

The fee set forth in 37 CFR 1.17 (p) has been submitted herewith.

☒ A certification statement is not submitted herewith.

SIGNATURE

A signature of the applicant or representative is required in accordance with CFR 1.33, 10.18. Please see CFR 1.4(d) for the form of the signature.

Signature	/Patrick J. Finnan/	Date (YYYY-MM-DD)	2021-04-30
Name/Print	Patrick J. Finnan	Registration Number	39189

This collection of information is required by 37 CFR 1.97 and 1.98. The information is required to obtain or retain a benefit by the public which is to file (and by the USPTO to process) an application. Confidentiality is governed by 35 U.S.C. 122 and 37 CFR 1.14. This collection is estimated to take 1 hour to complete, including gathering, preparing and submitting the completed application form to the USPTO. Time will vary depending upon the individual case. Any comments on the amount of time you require to complete this form and/or suggestions for reducing this burden, should be sent to the Chief Information Officer, U.S. Patent and Trademark Office, U.S. Department of Commerce, P.O. Box 1450, Alexandria, VA 22313-1450. DO NOT SEND FEES OR COMPLETED FORMS TO THIS ADDRESS. **SEND TO: Commissioner for Patents, P.O. Box 1450, Alexandria, VA 22313-1450.**

Privacy Act Statement

The Privacy Act of 1974 (P.L. 93-579) requires that you be given certain information in connection with your submission of the attached form related to a patent application or patent. Accordingly, pursuant to the requirements of the Act, please be advised that: (1) the general authority for the collection of this information is 35 U.S.C. 2(b)(2); (2) furnishing of the information solicited is voluntary; and (3) the principal purpose for which the information is used by the U.S. Patent and Trademark Office is to process and/or examine your submission related to a patent application or patent. If you do not furnish the requested information, the U.S. Patent and Trademark Office may not be able to process and/or examine your submission, which may result in termination of proceedings or abandonment of the application or expiration of the patent.

The information provided by you in this form will be subject to the following routine uses:

1. The information on this form will be treated confidentially to the extent allowed under the Freedom of Information Act (5 U.S.C. 552) and the Privacy Act (5 U.S.C. 552a). Records from this system of records may be disclosed to the Department of Justice to determine whether the Freedom of Information Act requires disclosure of these record s.

2. A record from this system of records may be disclosed, as a routine use, in the course of presenting evidence to a court, magistrate, or administrative tribunal, including disclosures to opposing counsel in the course of settlement negotiations.

3. A record in this system of records may be disclosed, as a routine use, to a Member of Congress submitting a request involving an individual, to whom the record pertains, when the individual has requested assistance from the Member with respect to the subject matter of the record.

4. A record in this system of records may be disclosed, as a routine use, to a contractor of the Agency having need for the information in order to perform a contract. Recipients of information shall be required to comply with the requirements of the Privacy Act of 1974, as amended, pursuant to 5 U.S.C. 552a(m).

5. A record related to an International Application filed under the Patent Cooperation Treaty in this system of records may be disclosed, as a routine use, to the International Bureau of the World Intellectual Property Organization, pursuant to the Patent Cooperation Treaty.

6. A record in this system of records may be disclosed, as a routine use, to another federal agency for purposes of National Security review (35 U.S.C. 181) and for review pursuant to the Atomic Energy Act (42 U.S.C. 218(c)).

7. A record from this system of records may be disclosed, as a routine use, to the Administrator, General Services, or his/her designee, during an inspection of records conducted by GSA as part of that agency's responsibility to recommend improvements in records management practices and programs, under authority of 44 U.S.C. 2904 and 2906. Such disclosure shall be made in accordance with the GSA regulations governing inspection of records for this purpose, and any other relevant (i.e., GSA or Commerce) directive. Such disclosure shall not be used to make determinations about individuals.

8. A record from this system of records may be disclosed, as a routine use, to the public after either publication of the application pursuant to 35 U.S.C. 122(b) or issuance of a patent pursuant to 35 U.S.C. 151. Further, a record may be disclosed, subject to the limitations of 37 CFR 1.14, as a routine use, to the public if the record was filed in an application which became abandoned or in which the proceedings were terminated and which application is referenced by either a published application, an application open to public inspections or an issued patent.

9. A record from this system of records may be disclosed, as a routine use, to a Federal, State, or local law enforcement agency, if the USPTO becomes aware of a violation or potential violation of law or regulation.

Doc code: IDS
Doc description: Information Disclosure Statement (IDS) Filed

PTO/SB/08a (02-18)
Approved for use through 11/30/2020. OMB 0651-0031
U.S. Patent and Trademark Office; U.S. DEPARTMENT OF COMMERCE
Under the Paperwork Reduction Act of 1995, no persons are required to respond to a collection of information unless it contains a valid OMB control number.

INFORMATION DISCLOSURE STATEMENT BY APPLICANT (**Not for submission under 37 CFR 1.99)**		
	Application Number	
	Filing Date	
	First Named Inventor	Carles PUENTE BALIARDA
	Art Unit	
	Examiner Name	
	Attorney Docket Number	0690.0023CN5

U.S.PATENTS Remove

Examiner Initial*	Cite No	Patent Number	Kind Code[1]	Issue Date	Name of Patentee or Applicant of cited Document	Pages,Columns,Lines where Relevant Passages or Relevant Figures Appear
	1					

If you wish to add additional U.S. Patent citation information please click the Add button. Add

U.S.PATENT APPLICATION PUBLICATIONS Remove

Examiner Initial*	Cite No	Publication Number	Kind Code[1]	Publication Date	Name of Patentee or Applicant of cited Document	Pages,Columns,Lines where Relevant Passages or Relevant Figures Appear
	1					

If you wish to add additional U.S. Published Application citation information please click the Add button. Add

FOREIGN PATENT DOCUMENTS Remove

Examiner Initial*	Cite No	Foreign Document Number[3]	Country Code[2] i	Kind Code[4]	Publication Date	Name of Patentee or Applicant of cited Document	Pages,Columns,Lines where Relevant Passages or Relevant Figures Appear	T[5]
	1							

If you wish to add additional Foreign Patent Document citation information please click the Add button Add

NON-PATENT LITERATURE DOCUMENTS Remove

Examiner Initials*	Cite No	Include name of the author (in CAPITAL LETTERS), title of the article (when appropriate), title of the item (book, magazine, journal, serial, symposium, catalog, etc), date, pages(s), volume-issue number(s), publisher, city and/or country where published.	T[5]

INFORMATION DISCLOSURE STATEMENT BY APPLICANT (Not for submission under 37 CFR 1.99)		
	Application Number	
	Filing Date	
	First Named Inventor	Carles PUENTE BALIARDA
	Art Unit	
	Examiner Name	
	Attorney Docket Number	0690.0023CN5

	1	Infringement Chart - RIM Blackberry 8120, Fractus, 20091105	
	2	Infringement Chart - RIM Blackberry 8130, Fractus, 20091105	
	3	Infringement Chart - RIM Blackberry 8220, Fractus, 20091105	
	4	Infringement Chart - RIM Blackberry 8310, Fractus, 20091105	
	5	Infringement Chart - RIM Blackberry 8320, Fractus, 20091105	
	6	Infringement Chart - RIM Blackberry 8330, Fractus, 20091105	
	7	Infringement Chart - RIM Blackberry 8820, Fractus, 20091105	
	8	Infringement Chart - RIM Blackberry 8830, Fractus, 20091105	
	9	Infringement Chart - RIM Blackberry 8900, Fractus, 20091105	
	10	Infringement Chart - RIM Blackberry 9630, Fractus, 20091105	
	11	Infringement Chart - RIM Blackberry Bold 9000., Fractus, 20091105	

INFORMATION DISCLOSURE STATEMENT BY APPLICANT (Not for submission under 37 CFR 1.99)		
	Application Number	
	Filing Date	
	First Named Inventor	Carles PUENTE BALIARDA
	Art Unit	
	Examiner Name	
	Attorney Docket Number	0690.0023CN5

	12	Infringement Chart - RIM Blackberry Pearl 8100, Fractus, 20091105	
	13	Infringement Chart - RIM Blackberry Storm 9530., Fractus, 20091105	
	14	Infringement Chart - Samsung Blackjack II SCH-I617. Patent: 7148850, Fractus, 20091105	
	15	Infringement Chart - Samsung Blackjack II SCH-I617. Patent: 7202822, Fractus, 20091105	
	16	Infringement Chart - Samsung Blackjack II SGH-i617., Fractus, 20091105	
	17	Infringement Chart - Samsung Blast SGH-T729. Patent: 7148850, Fractus, 20091105	
	18	Infringement Chart - Samsung Blast SGH-T729. Patent: 7202822, Fractus, 20091105	
	19	Infringement Chart - Samsung Blast SGH T729, Fractus, 20091105	
	20	Infringement Chart - Samsung EPIX SGH-I907, Fractus, 20091105	
	21	Infringement Chart - Samsung FlipShot SCH-U900, Fractus, 20091105	
	22	Infringement Chart - Samsung FlipShot SCH-U900. Patent: 7148850, Fractus, 20091105	

INFORMATION DISCLOSURE STATEMENT BY APPLICANT (Not for submission under 37 CFR 1.99)		
	Application Number	
	Filing Date	
	First Named Inventor	Carles PUENTE BALIARDA
	Art Unit	
	Examiner Name	
	Attorney Docket Number	0690.0023CN5

	23	Infringement Chart - Samsung FlipShot SCH-U900. Patent: 7202822, Fractus, 20091105	
	24	Infringement Chart - Samsung Instinct M800, Fractus, 20091105	
	25	Infringement Chart - Samsung Instinct M800. Patent: 7148850, Fractus, 20091105	
	26	Infringement Chart - Samsung Instinct M800. Patent: 7202822, Fractus, 20091105	
	27	Infringement Chart - Samsung M320, Fractus, 20091105	
	28	Infringement Chart - Samsung M320. Patent: 7148850, Fractus, 20091105	
	29	Infringement Chart - Samsung M320. Patent: 7202822, Fractus, 20091105	
	30	Infringement Chart - Samsung Messager, Fractus, 20091105	
	31	Infringement Chart - Samsung Messager. Patent: 7148850, Fractus, 20091105	
	32	Infringement Chart - Samsung Messager. Patent: 7202822, Fractus, 20091105	
	33	Infringement Chart - Samsung Omnia SGH-I900, Fractus, 20091105	

INFORMATION DISCLOSURE STATEMENT BY APPLICANT (Not for submission under 37 CFR 1.99)		
	Application Number	
	Filing Date	
	First Named Inventor	Carles PUENTE BALIARDA
	Art Unit	
	Examiner Name	
	Attorney Docket Number	0690.0023CN5

	34	Infringement Chart - Samsung Omnia SGH-I900. Patent: 7148850, Fractus, 20091105	
	35	Infringement Chart - Samsung Omnia SGH-I900. Patent: 7202822, Fractus, 20091105	
	36	Infringement Chart - Samsung SCH-A630, Fractus, 20091105	
	37	Infringement Chart - Samsung SCH-A630. Patent: 7148850, Fractus, 20091105	
	38	Infringement Chart - Samsung SCH-A630. Patent: 7202822, Fractus, 20091105	
	39	Infringement Chart - Samsung SCH-A645, Fractus, 20091105	
	40	Infringement Chart - Samsung SCH-A645. Patent: 7148850, Fractus, 20091105	
	41	Infringement Chart - Samsung SCH-A645. Patent: 7202822, Fractus, 20091105	
	42	Infringement Chart - Samsung SCH-A870, Fractus, 20091105	
	43	Infringement Chart - Samsung SCH-A887 Solstice. Patent: 7148850, Fractus, 20091105	
	44	Infringement Chart - Samsung SCH-A887 Solstice. Patent: 7202822, Fractus, 20091105	

INFORMATION DISCLOSURE STATEMENT BY APPLICANT (Not for submission under 37 CFR 1.99)		
	Application Number	
	Filing Date	
	First Named Inventor	Carles PUENTE BALIARDA
	Art Unit	
	Examiner Name	
	Attorney Docket Number	0690.0023CN5

	45	Infringement Chart - Samsung SCH-I910, Fractus, 20091105	
	46	Infringement Chart - Samsung SCH-I910. Patent: 7148850, Fractus, 20091105	
	47	Infringement Chart - Samsung SCH-I910. Patent: 7202822, Fractus, 20091105	
	48	Infringement Chart - Samsung SCH-R430, Fractus, 20091105	
	49	Infringement Chart - Samsung SCH-R430. Patent: 7148850, Fractus, 20091105	
	50	Infringement Chart - Samsung SCH-R430. Patent: 7202822, Fractus, 20091105	

If you wish to add additional non-patent literature document citation information please click the Add button [Add]

EXAMINER SIGNATURE

Examiner Signature		Date Considered	

*EXAMINER: Initial if reference considered, whether or not citation is in conformance with MPEP 609. Draw line through a citation if not in conformance and not considered. Include copy of this form with next communication to applicant.

[1] See Kind Codes of USPTO Patent Documents at www.USPTO.GOV or MPEP 901.04. [2] Enter office that issued the document, by the two-letter code (WIPO Standard ST.3). [3] For Japanese patent documents, the indication of the year of the reign of the Emperor must precede the serial number of the patent document. [4] Kind of document by the appropriate symbols as indicated on the document under WIPO Standard ST.16 if possible. [5] Applicant is to place a check mark here if English language translation is attached.

INFORMATION DISCLOSURE STATEMENT BY APPLICANT (Not for submission under 37 CFR 1.99)		
	Application Number	
	Filing Date	
	First Named Inventor	Carles PUENTE BALIARDA
	Art Unit	
	Examiner Name	
	Attorney Docket Number	0690.0023CN5

CERTIFICATION STATEMENT

Please see 37 CFR 1.97 and 1.98 to make the appropriate selection(s):

That each item of information contained in the information disclosure statement was first cited in any communication from a foreign patent office in a counterpart foreign application not more than three months prior to the filing of the information disclosure statement. See 37 CFR 1.97(e)(1).

OR

☐ That no item of information contained in the information disclosure statement was cited in a communication from a foreign patent office in a counterpart foreign application, and, to the knowledge of the person signing the certification after making reasonable inquiry, no item of information contained in the information disclosure statement was known to any individual designated in 37 CFR 1.56(c) more than three months prior to the filing of the information disclosure statement. See 37 CFR 1.97(e)(2).

See attached certification statement.

The fee set forth in 37 CFR 1.17 (p) has been submitted herewith.

☒ A certification statement is not submitted herewith.

SIGNATURE

A signature of the applicant or representative is required in accordance with CFR 1.33, 10.18. Please see CFR 1.4(d) for the form of the signature.

Signature	/Patrick J. Finnan/	Date (YYYY-MM-DD)	2021-04-30
Name/Print	Patrick J. Finnan	Registration Number	39189

This collection of information is required by 37 CFR 1.97 and 1.98. The information is required to obtain or retain a benefit by the public which is to file (and by the USPTO to process) an application. Confidentiality is governed by 35 U.S.C. 122 and 37 CFR 1.14. This collection is estimated to take 1 hour to complete, including gathering, preparing and submitting the completed application form to the USPTO. Time will vary depending upon the individual case. Any comments on the amount of time you require to complete this form and/or suggestions for reducing this burden, should be sent to the Chief Information Officer, U.S. Patent and Trademark Office, U.S. Department of Commerce, P.O. Box 1450, Alexandria, VA 22313-1450. DO NOT SEND FEES OR COMPLETED FORMS TO THIS ADDRESS. **SEND TO: Commissioner for Patents, P.O. Box 1450, Alexandria, VA 22313-1450.**

Privacy Act Statement

The Privacy Act of 1974 (P.L. 93-579) requires that you be given certain information in connection with your submission of the attached form related to a patent application or patent. Accordingly, pursuant to the requirements of the Act, please be advised that: (1) the general authority for the collection of this information is 35 U.S.C. 2(b)(2); (2) furnishing of the information solicited is voluntary; and (3) the principal purpose for which the information is used by the U.S. Patent and Trademark Office is to process and/or examine your submission related to a patent application or patent. If you do not furnish the requested information, the U.S. Patent and Trademark Office may not be able to process and/or examine your submission, which may result in termination of proceedings or abandonment of the application or expiration of the patent.

The information provided by you in this form will be subject to the following routine uses:

1. The information on this form will be treated confidentially to the extent allowed under the Freedom of Information Act (5 U.S.C. 552) and the Privacy Act (5 U.S.C. 552a). Records from this system of records may be disclosed to the Department of Justice to determine whether the Freedom of Information Act requires disclosure of these record s.

2. A record from this system of records may be disclosed, as a routine use, in the course of presenting evidence to a court, magistrate, or administrative tribunal, including disclosures to opposing counsel in the course of settlement negotiations.

3. A record in this system of records may be disclosed, as a routine use, to a Member of Congress submitting a request involving an individual, to whom the record pertains, when the individual has requested assistance from the Member with respect to the subject matter of the record.

4. A record in this system of records may be disclosed, as a routine use, to a contractor of the Agency having need for the information in order to perform a contract. Recipients of information shall be required to comply with the requirements of the Privacy Act of 1974, as amended, pursuant to 5 U.S.C. 552a(m).

5. A record related to an International Application filed under the Patent Cooperation Treaty in this system of records may be disclosed, as a routine use, to the International Bureau of the World Intellectual Property Organization, pursuant to the Patent Cooperation Treaty.

6. A record in this system of records may be disclosed, as a routine use, to another federal agency for purposes of National Security review (35 U.S.C. 181) and for review pursuant to the Atomic Energy Act (42 U.S.C. 218(c)).

7. A record from this system of records may be disclosed, as a routine use, to the Administrator, General Services, or his/her designee, during an inspection of records conducted by GSA as part of that agency's responsibility to recommend improvements in records management practices and programs, under authority of 44 U.S.C. 2904 and 2906. Such disclosure shall be made in accordance with the GSA regulations governing inspection of records for this purpose, and any other relevant (i.e., GSA or Commerce) directive. Such disclosure shall not be used to make determinations about individuals.

8. A record from this system of records may be disclosed, as a routine use, to the public after either publication of the application pursuant to 35 U.S.C. 122(b) or issuance of a patent pursuant to 35 U.S.C. 151. Further, a record may be disclosed, subject to the limitations of 37 CFR 1.14, as a routine use, to the public if the record was filed in an application which became abandoned or in which the proceedings were terminated and which application is referenced by either a published application, an application open to public inspections or an issued patent.

9. A record from this system of records may be disclosed, as a routine use, to a Federal, State, or local law enforcement agency, if the USPTO becomes aware of a violation or potential violation of law or regulation.

Doc code: IDS
Doc description: Information Disclosure Statement (IDS) Filed

PTO/SB/08a (02-18)
Approved for use through 11/30/2020. OMB 0651-0031
U.S. Patent and Trademark Office; U.S. DEPARTMENT OF COMMERCE
Under the Paperwork Reduction Act of 1995, no persons are required to respond to a collection of information unless it contains a valid OMB control number.

INFORMATION DISCLOSURE STATEMENT BY APPLICANT (**Not for submission under 37 CFR 1.99)**		
	Application Number	
	Filing Date	
	First Named Inventor	Carles PUENTE BALIARDA
	Art Unit	
	Examiner Name	
	Attorney Docket Number	0690.0023CN5

U.S.PATENTS Remove

Examiner Initial*	Cite No	Patent Number	Kind Code[1]	Issue Date	Name of Patentee or Applicant of cited Document	Pages,Columns,Lines where Relevant Passages or Relevant Figures Appear
	1					

If you wish to add additional U.S. Patent citation information please click the Add button. Add

U.S.PATENT APPLICATION PUBLICATIONS Remove

Examiner Initial*	Cite No	Publication Number	Kind Code[1]	Publication Date	Name of Patentee or Applicant of cited Document	Pages,Columns,Lines where Relevant Passages or Relevant Figures Appear
	1					

If you wish to add additional U.S. Published Application citation information please click the Add button. Add

FOREIGN PATENT DOCUMENTS Remove

Examiner Initial*	Cite No	Foreign Document Number[3]	Country Code[2] i	Kind Code[4]	Publication Date	Name of Patentee or Applicant of cited Document	Pages,Columns,Lines where Relevant Passages or Relevant Figures Appear	T[5]
	1							

If you wish to add additional Foreign Patent Document citation information please click the Add button Add

NON-PATENT LITERATURE DOCUMENTS Remove

Examiner Initials*	Cite No	Include name of the author (in CAPITAL LETTERS), title of the article (when appropriate), title of the item (book, magazine, journal, serial, symposium, catalog, etc), date, pages(s), volume-issue number(s), publisher, city and/or country where published.	T[5]

INFORMATION DISCLOSURE STATEMENT BY APPLICANT (Not for submission under 37 CFR 1.99)		
	Application Number	
	Filing Date	
	First Named Inventor	Carles PUENTE BALIARDA
	Art Unit	
	Examiner Name	
	Attorney Docket Number	0690.0023CN5

	1	Infringement Chart - Samsung SCH-R500., Fractus, 20091105	
	2	Infringement Chart - Samsung SCH-R500. Patent: 7148850, Fractus, 20091105	
	3	Infringement Chart - Samsung SCH-R500. Patent: 7202822, Fractus, 20091105	
	4	Infringement Chart - Samsung SCH-R600, Fractus, 20091105	
	5	Infringement Chart - Samsung SCH-R600. Patent: 7148850, Fractus, 20091105	
	6	Infringement Chart - Samsung SCH-R600. Patent: 7202822, Fractus, 20091105	
	7	Infringement Chart - Samsung SCH-R800, Fractus, 20091105	
	8	Infringement Chart - Samsung SCH-R800. Patent: 7148850, Fractus, 20091105	
	9	Infringement Chart - Samsung SCH-R800. Patent: 7202822, Fractus, 20091105	
	10	Infringement Chart - Samsung SCH-U310, Fractus, 20091105	
	11	Infringement Chart - Samsung SCH-U310. Patent: 7148850, Fractus, 20091105	

INFORMATION DISCLOSURE STATEMENT BY APPLICANT (Not for submission under 37 CFR 1.99)		
	Application Number	
	Filing Date	
	First Named Inventor	Carles PUENTE BALIARDA
	Art Unit	
	Examiner Name	
	Attorney Docket Number	0690.0023CN5

	12	Infringement Chart - Samsung SCH-U310. Patent: 7202822, Fractus, 20091105	
	13	Infringement Chart - Samsung SCH-U430, Fractus, 20091105	
	14	Infringement Chart - Samsung SCH-U430. Patent: 7148850, Fractus, 20091105	
	15	Infringement Chart - Samsung SCH-U430. Patent: 7202822, Fractus, 20091105	
	16	Infringement Chart - Samsung SCH-U470, Fractus, 20091105	
	17	Infringement Chart - Samsung SCH-U470. Patent: 7148850, Fractus, 20091105	
	18	Infringement Chart - Samsung SCH-U470. Patent: 7202822, Fractus, 20091105	
	19	Infringement Chart - Samsung SCH-U520, Fractus, 20091105	
	20	Infringement Chart - Samsung SCH-U520. Patent: 7148850, Fractus, 20091105	
	21	Infringement Chart - Samsung SCH-U520. Patent: 7202822, Fractus, 20091105	
	22	Infringement Chart - Samsung SCH-U740, Fractus, 20091105	

INFORMATION DISCLOSURE STATEMENT BY APPLICANT (Not for submission under 37 CFR 1.99)		
	Application Number	
	Filing Date	
	First Named Inventor	Carles PUENTE BALIARDA
	Art Unit	
	Examiner Name	
	Attorney Docket Number	0690.0023CN5

	23	Infringement Chart - Samsung SCH-U740. Patent: 7148850, Fractus, 20091105	
	24	Infringement Chart - Samsung SCH-U740. Patent: 7202822, Fractus, 20091105	
	25	Infringement Chart - Samsung SCH-U750, Fractus, 20091105	
	26	Infringement Chart - Samsung SCH-U750. Patent: 7148850, Fractus, 20091105	
	27	Infringement Chart - Samsung SCH-U750. Patent: 7202822, Fractus, 20091105	
	28	Infringement Chart - Samsung SCH-U940, Fractus, 20091105	
	29	Infringement Chart - Samsung SCH-U940. Patent. 7202822, Fractus, 20091105	
	30	Infringement Chart - Samsung SCH-U940. Patent: 7148850, Fractus, 20091105	
	31	Infringement Chart - Samsung SCH A127, Fractus, 20091105	
	32	Infringement Chart - Samsung SCH U340., Fractus, 20091105	
	33	Infringement Chart - Samsung SCH U340. Patent: 7148850, Fractus, 20091105	

INFORMATION DISCLOSURE STATEMENT BY APPLICANT (Not for submission under 37 CFR 1.99)		
	Application Number	
	Filing Date	
	First Named Inventor	Carles PUENTE BALIARDA
	Art Unit	
	Examiner Name	
	Attorney Docket Number	0690.0023CN5

	34	Infringement Chart - Samsung SCH U340. Patent: 7202822, Fractus, 20091105	
	35	Infringement Chart - Samsung SCH U410., Fractus, 20091105	
	36	Infringement Chart - Samsung SCH U410. Patent: 7148850, Fractus, 20091105	
	37	Infringement Chart - Samsung SCH U410. Patent: 7202822, Fractus, 20091105	
	38	Infringement Chart - Samsung SCH U700, Fractus, 20091105	
	39	Infringement Chart - Samsung SCH U700. Patent: 7148850, Fractus, 20091105	
	40	Infringement Chart - Samsung SCH U700. Patent: 7202822, Fractus, 20091105	
	41	Infringement Chart - Samsung SGH-A237, Fractus, 20091105	
	42	Infringement Chart - Samsung SGH-A237. Patent: 7148850, Fractus, 20091105	
	43	Infringement Chart - Samsung SGH-A237. Patent: 7202822, Fractus, 20091105	
	44	Infringement Chart - Samsung SGH-A257, Fractus, 20091105	

INFORMATION DISCLOSURE STATEMENT BY APPLICANT (Not for submission under 37 CFR 1.99)		
	Application Number	
	Filing Date	
	First Named Inventor	Carles PUENTE BALIARDA
	Art Unit	
	Examiner Name	
	Attorney Docket Number	0690.0023CN5

	45	Infringement Chart - Samsung SGH-A257 Magnet. Patent: 7148850, Fractus, 20091105	
	46	Infringement Chart - Samsung SGH-A257 Magnet. Patent: 7202822, Fractus, 20091105	
	47	Infringement Chart - Samsung SGH-A837, Fractus, 20091105	
	48	Infringement Chart - Samsung SGH-A837. Patent: 7148850, Fractus, 20091105	
	49	Infringement Chart - Samsung SGH-A837. Patent: 7202822, Fractus, 20091105	
	50	Infringement Chart - Samsung SGH-A887, Fractus, 20091105	

If you wish to add additional non-patent literature document citation information please click the Add button [Add]

EXAMINER SIGNATURE

Examiner Signature		Date Considered	

*EXAMINER: Initial if reference considered, whether or not citation is in conformance with MPEP 609. Draw line through a citation if not in conformance and not considered. Include copy of this form with next communication to applicant.

[1] See Kind Codes of USPTO Patent Documents at www.USPTO.GOV or MPEP 901.04. [2] Enter office that issued the document, by the two-letter code (WIPO Standard ST.3). [3] For Japanese patent documents, the indication of the year of the reign of the Emperor must precede the serial number of the patent document. [4] Kind of document by the appropriate symbols as indicated on the document under WIPO Standard ST.16 if possible. [5] Applicant is to place a check mark here if English language translation is attached.

INFORMATION DISCLOSURE STATEMENT BY APPLICANT (Not for submission under 37 CFR 1.99)		
	Application Number	
	Filing Date	
	First Named Inventor	Carles PUENTE BALIARDA
	Art Unit	
	Examiner Name	
	Attorney Docket Number	0690.0023CN5

CERTIFICATION STATEMENT

Please see 37 CFR 1.97 and 1.98 to make the appropriate selection(s):

That each item of information contained in the information disclosure statement was first cited in any communication from a foreign patent office in a counterpart foreign application not more than three months prior to the filing of the information disclosure statement. See 37 CFR 1.97(e)(1).

OR

☐ That no item of information contained in the information disclosure statement was cited in a communication from a foreign patent office in a counterpart foreign application, and, to the knowledge of the person signing the certification after making reasonable inquiry, no item of information contained in the information disclosure statement was known to any individual designated in 37 CFR 1.56(c) more than three months prior to the filing of the information disclosure statement. See 37 CFR 1.97(e)(2).

See attached certification statement.

The fee set forth in 37 CFR 1.17 (p) has been submitted herewith.

☒ A certification statement is not submitted herewith.

SIGNATURE

A signature of the applicant or representative is required in accordance with CFR 1.33, 10.18. Please see CFR 1.4(d) for the form of the signature.

Signature	/Patrick J. Finnan/	Date (YYYY-MM-DD)	2021-04-30
Name/Print	Patrick J. Finnan	Registration Number	39189

This collection of information is required by 37 CFR 1.97 and 1.98. The information is required to obtain or retain a benefit by the public which is to file (and by the USPTO to process) an application. Confidentiality is governed by 35 U.S.C. 122 and 37 CFR 1.14. This collection is estimated to take 1 hour to complete, including gathering, preparing and submitting the completed application form to the USPTO. Time will vary depending upon the individual case. Any comments on the amount of time you require to complete this form and/or suggestions for reducing this burden, should be sent to the Chief Information Officer, U.S. Patent and Trademark Office, U.S. Department of Commerce, P.O. Box 1450, Alexandria, VA 22313-1450. DO NOT SEND FEES OR COMPLETED FORMS TO THIS ADDRESS. **SEND TO: Commissioner for Patents, P.O. Box 1450, Alexandria, VA 22313-1450.**

Privacy Act Statement

The Privacy Act of 1974 (P.L. 93-579) requires that you be given certain information in connection with your submission of the attached form related to a patent application or patent. Accordingly, pursuant to the requirements of the Act, please be advised that: (1) the general authority for the collection of this information is 35 U.S.C. 2(b)(2); (2) furnishing of the information solicited is voluntary; and (3) the principal purpose for which the information is used by the U.S. Patent and Trademark Office is to process and/or examine your submission related to a patent application or patent. If you do not furnish the requested information, the U.S. Patent and Trademark Office may not be able to process and/or examine your submission, which may result in termination of proceedings or abandonment of the application or expiration of the patent.

The information provided by you in this form will be subject to the following routine uses:

1. The information on this form will be treated confidentially to the extent allowed under the Freedom of Information Act (5 U.S.C. 552) and the Privacy Act (5 U.S.C. 552a). Records from this system of records may be disclosed to the Department of Justice to determine whether the Freedom of Information Act requires disclosure of these record s.

2. A record from this system of records may be disclosed, as a routine use, in the course of presenting evidence to a court, magistrate, or administrative tribunal, including disclosures to opposing counsel in the course of settlement negotiations.

3. A record in this system of records may be disclosed, as a routine use, to a Member of Congress submitting a request involving an individual, to whom the record pertains, when the individual has requested assistance from the Member with respect to the subject matter of the record.

4. A record in this system of records may be disclosed, as a routine use, to a contractor of the Agency having need for the information in order to perform a contract. Recipients of information shall be required to comply with the requirements of the Privacy Act of 1974, as amended, pursuant to 5 U.S.C. 552a(m).

5. A record related to an International Application filed under the Patent Cooperation Treaty in this system of records may be disclosed, as a routine use, to the International Bureau of the World Intellectual Property Organization, pursuant to the Patent Cooperation Treaty.

6. A record in this system of records may be disclosed, as a routine use, to another federal agency for purposes of National Security review (35 U.S.C. 181) and for review pursuant to the Atomic Energy Act (42 U.S.C. 218(c)).

7. A record from this system of records may be disclosed, as a routine use, to the Administrator, General Services, or his/her designee, during an inspection of records conducted by GSA as part of that agency's responsibility to recommend improvements in records management practices and programs, under authority of 44 U.S.C. 2904 and 2906. Such disclosure shall be made in accordance with the GSA regulations governing inspection of records for this purpose, and any other relevant (i.e., GSA or Commerce) directive. Such disclosure shall not be used to make determinations about individuals.

8. A record from this system of records may be disclosed, as a routine use, to the public after either publication of the application pursuant to 35 U.S.C. 122(b) or issuance of a patent pursuant to 35 U.S.C. 151. Further, a record may be disclosed, subject to the limitations of 37 CFR 1.14, as a routine use, to the public if the record was filed in an application which became abandoned or in which the proceedings were terminated and which application is referenced by either a published application, an application open to public inspections or an issued patent.

9. A record from this system of records may be disclosed, as a routine use, to a Federal, State, or local law enforcement agency, if the USPTO becomes aware of a violation or potential violation of law or regulation.

Doc code: IDS
Doc description: Information Disclosure Statement (IDS) Filed

PTO/SB/08a (02-18)
Approved for use through 11/30/2020. OMB 0651-0031
U.S. Patent and Trademark Office; U.S. DEPARTMENT OF COMMERCE
Under the Paperwork Reduction Act of 1995, no persons are required to respond to a collection of information unless it contains a valid OMB control number.

INFORMATION DISCLOSURE STATEMENT BY APPLICANT (**Not for submission under 37 CFR 1.99)**		
	Application Number	
	Filing Date	
	First Named Inventor	Carles PUENTE BALIARDA
	Art Unit	
	Examiner Name	
	Attorney Docket Number	0690.0023CN5

U.S.PATENTS Remove

Examiner Initial*	Cite No	Patent Number	Kind Code[1]	Issue Date	Name of Patentee or Applicant of cited Document	Pages,Columns,Lines where Relevant Passages or Relevant Figures Appear
	1					

If you wish to add additional U.S. Patent citation information please click the Add button. Add

U.S.PATENT APPLICATION PUBLICATIONS Remove

Examiner Initial*	Cite No	Publication Number	Kind Code[1]	Publication Date	Name of Patentee or Applicant of cited Document	Pages,Columns,Lines where Relevant Passages or Relevant Figures Appear
	1					

If you wish to add additional U.S. Published Application citation information please click the Add button. Add

FOREIGN PATENT DOCUMENTS Remove

Examiner Initial*	Cite No	Foreign Document Number[3]	Country Code[2] i	Kind Code[4]	Publication Date	Name of Patentee or Applicant of cited Document	Pages,Columns,Lines where Relevant Passages or Relevant Figures Appear	T[5]
	1							

If you wish to add additional Foreign Patent Document citation information please click the Add button Add

NON-PATENT LITERATURE DOCUMENTS Remove

Examiner Initials*	Cite No	Include name of the author (in CAPITAL LETTERS), title of the article (when appropriate), title of the item (book, magazine, journal, serial, symposium, catalog, etc), date, pages(s), volume-issue number(s), publisher, city and/or country where published.	T[5]

INFORMATION DISCLOSURE STATEMENT BY APPLICANT (Not for submission under 37 CFR 1.99)		
	Application Number	
	Filing Date	
	First Named Inventor	Carles PUENTE BALIARDA
	Art Unit	
	Examiner Name	
	Attorney Docket Number	0690.0023CN5

	1	Infringement Chart - Samsung SGH-I907. Patent: 7148850, Fractus, 20091105	
	2	Infringement Chart - Samsung SGH-I907. Patent: 7202822, Fractus, 20091105	
	3	Infringement Chart - Samsung SGH-T219., Fractus, 20091105	
	4	Infringement Chart - Samsung SGH-T219. Patent: 7148850, Fractus, 20091105	
	5	Infringement Chart - Samsung SGH-T219. Patent: 7202822, Fractus, 20091105	
	6	Infringement Chart - Samsung SGH-T239, Fractus, 20091105	
	7	Infringement Chart - Samsung SGH-T239. Patent: 7148850, Fractus, 20091105	
	8	Infringement Chart - Samsung SGH-T239. Patent: 7202822, Fractus, 20091105	
	9	Infringement Chart - Samsung SGH-T559, Fractus, 20091105	
	10	Infringement Chart - Samsung SGH-T559 Comeback. Patent: 7148850, Fractus, 20091105	
	11	Infringement Chart - Samsung SGH-T559 Comeback. Patent: 7202822, Fractus, 20091105	

INFORMATION DISCLOSURE STATEMENT BY APPLICANT (Not for submission under 37 CFR 1.99)		
	Application Number	
	Filing Date	
	First Named Inventor	Carles PUENTE BALIARDA
	Art Unit	
	Examiner Name	
	Attorney Docket Number	0690.0023CN5

	12	Infringement Chart - Samsung SGH-T639, Fractus, 20091105	
	13	Infringement Chart - Samsung SGH-T639. Patent: 7148850, Fractus, 20091105	
	14	Infringement Chart - Samsung SGH-T639. Patent: 7202822, Fractus, 20091105	
	15	Infringement Chart - Samsung SGH-T739, Fractus, 20091105	
	16	Infringement Chart - Samsung SGH-T739. Patent: 7148850, Fractus, 20091105	
	17	Infringement Chart - Samsung SGH-T739. Patent: 7202822, Fractus, 20091105	
	18	Infringement Chart - Samsung SGH-T819, Fractus, 20091105	
	19	Infringement Chart - Samsung SGH-T819. Patent: 7148850, Fractus, 20091105	
	20	Infringement Chart - Samsung SGH-T819. Patent: 7202822, Fractus, 20091105	
	21	Infringement Chart - Samsung SGH-T929, Fractus, 20091105	
	22	Infringement Chart - Samsung SGH-T929. Patent: 7148850, Fractus, 20091105	

INFORMATION DISCLOSURE STATEMENT BY APPLICANT (Not for submission under 37 CFR 1.99)		
	Application Number	
	Filing Date	
	First Named Inventor	Carles PUENTE BALIARDA
	Art Unit	
	Examiner Name	
	Attorney Docket Number	0690.0023CN5

	23	Infringement Chart - Samsung SGH-T929. Patent: 7202822, Fractus, 20091105	
	24	Infringement Chart - Samsung SGH A117, Fractus, 20091105	
	25	Infringement Chart - Samsung SGH A117. Patent: 7148850, Fractus, 20091105	
	26	Infringement Chart - Samsung SGH A117. Patent: 7202822, Fractus, 20091105	
	27	Infringement Chart - Samsung SGH A127. Patent: 7148850, Fractus, 20091105	
	28	Infringement Chart - Samsung SGH A127. Patent: 7202822, Fractus, 20091105	
	29	Infringement Chart - Samsung SGH A437, Fractus, 20091105	
	30	Infringement Chart - Samsung SGH A437. Patent: 7148850, Fractus, 20091105	
	31	Infringement Chart - Samsung SGH A437. Patent: 7202822, Fractus, 20091105	
	32	Infringement Chart - Samsung SGH A737, Fractus, 20091105	
	33	Infringement Chart - Samsung SGH A737. Patent: 7148850, Fractus, 20091105	

INFORMATION DISCLOSURE STATEMENT BY APPLICANT (Not for submission under 37 CFR 1.99)		
	Application Number	
	Filing Date	
	First Named Inventor	Carles PUENTE BALIARDA
	Art Unit	
	Examiner Name	
	Attorney Docket Number	0690.0023CN5

	34	Infringement Chart - Samsung SGH A737. Patent: 7202822, Fractus, 20091105	
	35	Infringement Chart - Samsung SGH A867, Fractus, 20091105	
	36	Infringement Chart - Samsung SGH A867. Patent: 7148850, Fractus, 20091105	
	37	Infringement Chart - Samsung SGH A867. Patent: 7202822, Fractus, 20091105	
	38	Infringement Chart - Samsung SGH T229, Fractus, 20091105	
	39	Infringement Chart - Samsung SGH T229. Patent: 7148850, Fractus, 20091105	
	40	Infringement Chart - Samsung SGH T229. Patent: 7202822, Fractus, 20091105	
	41	Infringement Chart - Samsung SGH T439, Fractus, 20091105	
	42	Infringement Chart - Samsung SGH T439. Patent: 7148850, Fractus, 20091105	
	43	Infringement Chart - Samsung SGH T439. Patent: 7202822, Fractus, 20091105	
	44	Infringement Chart - Samsung SGH T459, Fractus, 20091105	

INFORMATION DISCLOSURE STATEMENT BY APPLICANT (Not for submission under 37 CFR 1.99)		
	Application Number	
	Filing Date	
	First Named Inventor	Carles PUENTE BALIARDA
	Art Unit	
	Examiner Name	
	Attorney Docket Number	0690.0023CN5

	45	Infringement Chart - Samsung SGH T459. Patent: 7148850, Fractus, 20091105	
	46	Infringement Chart - Samsung SGH T459. Patent: 7202822, Fractus, 20091105	
	47	Infringement Chart - Samsung SGH T919, Fractus, 20091105	
	48	Infringement Chart - Samsung SGH T919. Patent: 7148850, Fractus, 20091105	
	49	Infringement Chart - Samsung SGH T919. Patent: 7202822, Fractus, 20091105	
	50	Infringement Chart - Samsung Spex R210a, Fractus, 20091105	

If you wish to add additional non-patent literature document citation information please click the Add button Add

EXAMINER SIGNATURE

Examiner Signature		Date Considered	

*EXAMINER: Initial if reference considered, whether or not citation is in conformance with MPEP 609. Draw line through a citation if not in conformance and not considered. Include copy of this form with next communication to applicant.

[1] See Kind Codes of USPTO Patent Documents at www.USPTO.GOV or MPEP 901.04. [2] Enter office that issued the document, by the two-letter code (WIPO Standard ST.3). [3] For Japanese patent documents, the indication of the year of the reign of the Emperor must precede the serial number of the patent document. [4] Kind of document by the appropriate symbols as indicated on the document under WIPO Standard ST.16 if possible. [5] Applicant is to place a check mark here if English language translation is attached.

INFORMATION DISCLOSURE STATEMENT BY APPLICANT (Not for submission under 37 CFR 1.99)		
	Application Number	
	Filing Date	
	First Named Inventor	Carles PUENTE BALIARDA
	Art Unit	
	Examiner Name	
	Attorney Docket Number	0690.0023CN5

CERTIFICATION STATEMENT

Please see 37 CFR 1.97 and 1.98 to make the appropriate selection(s):

That each item of information contained in the information disclosure statement was first cited in any communication from a foreign patent office in a counterpart foreign application not more than three months prior to the filing of the information disclosure statement. See 37 CFR 1.97(e)(1).

OR

☐ That no item of information contained in the information disclosure statement was cited in a communication from a foreign patent office in a counterpart foreign application, and, to the knowledge of the person signing the certification after making reasonable inquiry, no item of information contained in the information disclosure statement was known to any individual designated in 37 CFR 1.56(c) more than three months prior to the filing of the information disclosure statement. See 37 CFR 1.97(e)(2).

See attached certification statement.

The fee set forth in 37 CFR 1.17 (p) has been submitted herewith.

☒ A certification statement is not submitted herewith.

SIGNATURE

A signature of the applicant or representative is required in accordance with CFR 1.33, 10.18. Please see CFR 1.4(d) for the form of the signature.

Signature	/Patrick J. Finnan/	Date (YYYY-MM-DD)	2021-04-30
Name/Print	Patrick J. Finnan	Registration Number	39189

This collection of information is required by 37 CFR 1.97 and 1.98. The information is required to obtain or retain a benefit by the public which is to file (and by the USPTO to process) an application. Confidentiality is governed by 35 U.S.C. 122 and 37 CFR 1.14. This collection is estimated to take 1 hour to complete, including gathering, preparing and submitting the completed application form to the USPTO. Time will vary depending upon the individual case. Any comments on the amount of time you require to complete this form and/or suggestions for reducing this burden, should be sent to the Chief Information Officer, U.S. Patent and Trademark Office, U.S. Department of Commerce, P.O. Box 1450, Alexandria, VA 22313-1450. DO NOT SEND FEES OR COMPLETED FORMS TO THIS ADDRESS. **SEND TO: Commissioner for Patents, P.O. Box 1450, Alexandria, VA 22313-1450.**

Privacy Act Statement

The Privacy Act of 1974 (P.L. 93-579) requires that you be given certain information in connection with your submission of the attached form related to a patent application or patent. Accordingly, pursuant to the requirements of the Act, please be advised that: (1) the general authority for the collection of this information is 35 U.S.C. 2(b)(2); (2) furnishing of the information solicited is voluntary; and (3) the principal purpose for which the information is used by the U.S. Patent and Trademark Office is to process and/or examine your submission related to a patent application or patent. If you do not furnish the requested information, the U.S. Patent and Trademark Office may not be able to process and/or examine your submission, which may result in termination of proceedings or abandonment of the application or expiration of the patent.

The information provided by you in this form will be subject to the following routine uses:

1. The information on this form will be treated confidentially to the extent allowed under the Freedom of Information Act (5 U.S.C. 552) and the Privacy Act (5 U.S.C. 552a). Records from this system of records may be disclosed to the Department of Justice to determine whether the Freedom of Information Act requires disclosure of these record s.

2. A record from this system of records may be disclosed, as a routine use, in the course of presenting evidence to a court, magistrate, or administrative tribunal, including disclosures to opposing counsel in the course of settlement negotiations.

3. A record in this system of records may be disclosed, as a routine use, to a Member of Congress submitting a request involving an individual, to whom the record pertains, when the individual has requested assistance from the Member with respect to the subject matter of the record.

4. A record in this system of records may be disclosed, as a routine use, to a contractor of the Agency having need for the information in order to perform a contract. Recipients of information shall be required to comply with the requirements of the Privacy Act of 1974, as amended, pursuant to 5 U.S.C. 552a(m).

5. A record related to an International Application filed under the Patent Cooperation Treaty in this system of records may be disclosed, as a routine use, to the International Bureau of the World Intellectual Property Organization, pursuant to the Patent Cooperation Treaty.

6. A record in this system of records may be disclosed, as a routine use, to another federal agency for purposes of National Security review (35 U.S.C. 181) and for review pursuant to the Atomic Energy Act (42 U.S.C. 218(c)).

7. A record from this system of records may be disclosed, as a routine use, to the Administrator, General Services, or his/her designee, during an inspection of records conducted by GSA as part of that agency's responsibility to recommend improvements in records management practices and programs, under authority of 44 U.S.C. 2904 and 2906. Such disclosure shall be made in accordance with the GSA regulations governing inspection of records for this purpose, and any other relevant (i.e., GSA or Commerce) directive. Such disclosure shall not be used to make determinations about individuals.

8. A record from this system of records may be disclosed, as a routine use, to the public after either publication of the application pursuant to 35 U.S.C. 122(b) or issuance of a patent pursuant to 35 U.S.C. 151. Further, a record may be disclosed, subject to the limitations of 37 CFR 1.14, as a routine use, to the public if the record was filed in an application which became abandoned or in which the proceedings were terminated and which application is referenced by either a published application, an application open to public inspections or an issued patent.

9. A record from this system of records may be disclosed, as a routine use, to a Federal, State, or local law enforcement agency, if the USPTO becomes aware of a violation or potential violation of law or regulation.

Doc code: IDS
Doc description: Information Disclosure Statement (IDS) Filed

PTO/SB/08a (02-18)
Approved for use through 11/30/2020. OMB 0651-0031
U.S. Patent and Trademark Office; U.S. DEPARTMENT OF COMMERCE
Under the Paperwork Reduction Act of 1995, no persons are required to respond to a collection of information unless it contains a valid OMB control number.

INFORMATION DISCLOSURE STATEMENT BY APPLICANT (**Not for submission under 37 CFR 1.99)**		
	Application Number	
	Filing Date	
	First Named Inventor	Carles PUENTE BALIARDA
	Art Unit	
	Examiner Name	
	Attorney Docket Number	0690.0023CN5

U.S.PATENTS Remove

Examiner Initial*	Cite No	Patent Number	Kind Code[1]	Issue Date	Name of Patentee or Applicant of cited Document	Pages,Columns,Lines where Relevant Passages or Relevant Figures Appear
	1					

If you wish to add additional U.S. Patent citation information please click the Add button. Add

U.S.PATENT APPLICATION PUBLICATIONS Remove

Examiner Initial*	Cite No	Publication Number	Kind Code[1]	Publication Date	Name of Patentee or Applicant of cited Document	Pages,Columns,Lines where Relevant Passages or Relevant Figures Appear
	1					

If you wish to add additional U.S. Published Application citation information please click the Add button. Add

FOREIGN PATENT DOCUMENTS Remove

Examiner Initial*	Cite No	Foreign Document Number[3]	Country Code[2] i	Kind Code[4]	Publication Date	Name of Patentee or Applicant of cited Document	Pages,Columns,Lines where Relevant Passages or Relevant Figures Appear	T[5]
	1							

If you wish to add additional Foreign Patent Document citation information please click the Add button Add

NON-PATENT LITERATURE DOCUMENTS Remove

Examiner Initials*	Cite No	Include name of the author (in CAPITAL LETTERS), title of the article (when appropriate), title of the item (book, magazine, journal, serial, symposium, catalog, etc), date, pages(s), volume-issue number(s), publisher, city and/or country where published.	T[5]

INFORMATION DISCLOSURE STATEMENT BY APPLICANT (Not for submission under 37 CFR 1.99)		
	Application Number	
	Filing Date	
	First Named Inventor	Carles PUENTE BALIARDA
	Art Unit	
	Examiner Name	
	Attorney Docket Number	0690.0023CN5

	1	Infringement Chart - Samsung Spex R210a. Patent: 7148850, Fractus, 20091105	
	2	Infringement Chart - Samsung Spex R210a. Patent: 7202822, Fractus, 20091105	
	3	Infringement Chart - Samsung SPH-A523, Fractus, 20091105	
	4	Infringement Chart - Samsung SPH-A523. Patent: 7148850, Fractus, 20091105	
	5	Infringement Chart - Samsung SPH-A523. Patent: 7202822, Fractus, 20091105	
	6	Infringement Chart - Samsung SPH-M550, Fractus, 20091105	
	7	Infringement Chart - Samsung SPH-M550. Patent: 7148850, Fractus, 20091105	
	8	Infringement Chart - Samsung SPH-M550. Patent: 7202822, Fractus, 20091105	
	9	Infringement Chart - Samsung SPH M520, Fractus, 20091105	
	10	Infringement Chart - Samsung SPH M520. Patent: 7148850, Fractus, 20091105	
	11	Infringement Chart - Samsung SPH M520. Patent: 7202822, Fractus, 20091105	

INFORMATION DISCLOSURE STATEMENT BY APPLICANT (Not for submission under 37 CFR 1.99)		
	Application Number	
	Filing Date	
	First Named Inventor	Carles PUENTE BALIARDA
	Art Unit	
	Examiner Name	
	Attorney Docket Number	0690.0023CN5

	12	Infringement Chart - Samsung SPH M540., Fractus, 20091105	
	13	Infringement Chart - Samsung SPH M540. Patent: 7148850, Fractus, 20091105	
	14	Infringement Chart - Samsung SPH M540. Patent: 7202822, Fractus, 20091105	
	15	Infringement Chart - Samsung Sway SCH-U650, Fractus, 20091105	
	16	Infringement Chart - Samsung Sway SCH-U650. Patent: 7148850, Fractus, 20091105	
	17	Infringement Chart - Samsung Sway SCH-U650. Patent: 7202822, Fractus, 20091105	
	18	Infringement Chart - Sanyo Katana II., Fractus, 20091105	
	19	Infringement Chart - Sanyo Katana II. Patent: 7148850, Fractus, 20091105	
	20	Infringement Chart - Sanyo Katana II. Patent: 7202822, Fractus, 20091105	
	21	Infringement Chart - Sanyo Katana LX, Fractus, 20091105	
	22	Infringement Chart - Sanyo Katana LX. Patent: 7148850, Fractus, 20091105	

INFORMATION DISCLOSURE STATEMENT BY APPLICANT (Not for submission under 37 CFR 1.99)		
	Application Number	
	Filing Date	
	First Named Inventor	Carles PUENTE BALIARDA
	Art Unit	
	Examiner Name	
	Attorney Docket Number	0690.0023CN5

	23	Infringement Chart - Sanyo Katana LX. Patent: 7202822, Fractus, 20091105	
	24	Infringement Chart - Sanyo S1, Fractus, 20091105	
	25	Infringement Chart - Sanyo S1. Patent: 7148850, Fractus, 20091105	
	26	Infringement Chart - Sanyo S1. Patent: 7202822, Fractus, 20091105	
	27	Infringement Chart - Sanyo SCP 2700., Fractus, 20091105	
	28	Infringement Chart - Sanyo SCP 2700. Patent: 7148850, Fractus, 20091105	
	29	Infringement Chart - Sanyo SCP 2700. Patent: 7202822, Fractus, 20091105	
	30	Infringement Chart - Sharp Sidekick 3, Fractus, 20091105	
	31	Infringement Chart - Sharp Sidekick 3. Patent: 7148850, Fractus, 20091105	
	32	Infringement Chart - Sharp Sidekick 3. Patent: 7202822, Fractus, 20091105	
	33	Infringement Chart - Sharp Sidekick 2008., Fractus, 20091105	

INFORMATION DISCLOSURE STATEMENT BY APPLICANT (Not for submission under 37 CFR 1.99)		
	Application Number	
	Filing Date	
	First Named Inventor	Carles PUENTE BALIARDA
	Art Unit	
	Examiner Name	
	Attorney Docket Number	0690.0023CN5

	34	Infringement Chart - Sharp Sidekick 2008. Patent: 7148850, Fractus, 20091105	
	35	Infringement Chart - Sharp Sidekick 2008. Patent: 7202822, Fractus, 20091105	
	36	Infringement Chart - Sharp Sidekick LX 2009., Fractus, 20091105	
	37	Infringement Chart - Sharp Sidekick LX 2009. Patent: 7148850, Fractus, 20091105	
	38	Infringement Chart - Sharp Sidekick LX 2009. Patent: 7202822, Fractus, 20091105	
	39	Infringement Chart - Sharp Sidekick LX. Patent: 7148850, Fractus, 20091105	
	40	Infringement Chart - Sharp Sidekick LX. Patent: 7202822, Fractus, 20091105	
	41	Infringement Chart - UTStarcom CDM7126., Fractus, 20091105	
	42	Infringement Chart - UTStarcom CDM7126. Patent: 7148850, Fractus, 20091105	
	43	Infringement Chart - UTStarcom CDM7126. Patent: 7202822, Fractus, 20091105	
	44	Infringement Chart - UTStarcom Quickfire GTX75., Fractus, 20091105	

INFORMATION DISCLOSURE STATEMENT BY APPLICANT (Not for submission under 37 CFR 1.99)		
	Application Number	
	Filing Date	
	First Named Inventor	Carles PUENTE BALIARDA
	Art Unit	
	Examiner Name	
	Attorney Docket Number	0690.0023CN5

	45	Infringement Chart - UTStarcom Quickfire GTX75. Patent: 7148850, Fractus, 20091105	
	46	Infringement Chart - UTStarcom Quickfire GTX75. Patent: 7202822, Fractus, 20091105	
	47	Claim construction and motion for summary judgement - Markman Hearing - [Defendants], Defendants, 20100902	
	48	Defendant's Invalidity Contentions including appendix B and exhibits 6, 7, 10, 11 referenced in Space Filling Antenna, Defendants, 20100224	
	49	Demonstratives presented by Dr. Steven Best during trial, Defendants, 20110519	
	50	Demonstratives presented by Dr. Stuart Long during trial, Fractus, 20110518	

If you wish to add additional non-patent literature document citation information please click the Add button Add

EXAMINER SIGNATURE

Examiner Signature		Date Considered	

*EXAMINER: Initial if reference considered, whether or not citation is in conformance with MPEP 609. Draw line through a citation if not in conformance and not considered. Include copy of this form with next communication to applicant.

[1] See Kind Codes of USPTO Patent Documents at www.USPTO.GOV or MPEP 901.04. [2] Enter office that issued the document, by the two-letter code (WIPO Standard ST.3). [3] For Japanese patent documents, the indication of the year of the reign of the Emperor must precede the serial number of the patent document. [4] Kind of document by the appropriate symbols as indicated on the document under WIPO Standard ST.16 if possible. [5] Applicant is to place a check mark here if English language translation is attached.

INFORMATION DISCLOSURE STATEMENT BY APPLICANT (Not for submission under 37 CFR 1.99)		
	Application Number	
	Filing Date	
	First Named Inventor	Carles PUENTE BALIARDA
	Art Unit	
	Examiner Name	
	Attorney Docket Number	0690.0023CN5

CERTIFICATION STATEMENT

Please see 37 CFR 1.97 and 1.98 to make the appropriate selection(s):

That each item of information contained in the information disclosure statement was first cited in any communication from a foreign patent office in a counterpart foreign application not more than three months prior to the filing of the information disclosure statement. See 37 CFR 1.97(e)(1).

OR

☐ That no item of information contained in the information disclosure statement was cited in a communication from a foreign patent office in a counterpart foreign application, and, to the knowledge of the person signing the certification after making reasonable inquiry, no item of information contained in the information disclosure statement was known to any individual designated in 37 CFR 1.56(c) more than three months prior to the filing of the information disclosure statement. See 37 CFR 1.97(e)(2).

See attached certification statement.

The fee set forth in 37 CFR 1.17 (p) has been submitted herewith.

☒ A certification statement is not submitted herewith.

SIGNATURE

A signature of the applicant or representative is required in accordance with CFR 1.33, 10.18. Please see CFR 1.4(d) for the form of the signature.

Signature	/Patrick J. Finnan/	Date (YYYY-MM-DD)	2021-04-30
Name/Print	Patrick J. Finnan	Registration Number	39189

This collection of information is required by 37 CFR 1.97 and 1.98. The information is required to obtain or retain a benefit by the public which is to file (and by the USPTO to process) an application. Confidentiality is governed by 35 U.S.C. 122 and 37 CFR 1.14. This collection is estimated to take 1 hour to complete, including gathering, preparing and submitting the completed application form to the USPTO. Time will vary depending upon the individual case. Any comments on the amount of time you require to complete this form and/or suggestions for reducing this burden, should be sent to the Chief Information Officer, U.S. Patent and Trademark Office, U.S. Department of Commerce, P.O. Box 1450, Alexandria, VA 22313-1450. DO NOT SEND FEES OR COMPLETED FORMS TO THIS ADDRESS. **SEND TO: Commissioner for Patents, P.O. Box 1450, Alexandria, VA 22313-1450.**

Privacy Act Statement

The Privacy Act of 1974 (P.L. 93-579) requires that you be given certain information in connection with your submission of the attached form related to a patent application or patent. Accordingly, pursuant to the requirements of the Act, please be advised that: (1) the general authority for the collection of this information is 35 U.S.C. 2(b)(2); (2) furnishing of the information solicited is voluntary; and (3) the principal purpose for which the information is used by the U.S. Patent and Trademark Office is to process and/or examine your submission related to a patent application or patent. If you do not furnish the requested information, the U.S. Patent and Trademark Office may not be able to process and/or examine your submission, which may result in termination of proceedings or abandonment of the application or expiration of the patent.

The information provided by you in this form will be subject to the following routine uses:

1. The information on this form will be treated confidentially to the extent allowed under the Freedom of Information Act (5 U.S.C. 552) and the Privacy Act (5 U.S.C. 552a). Records from this system of records may be disclosed to the Department of Justice to determine whether the Freedom of Information Act requires disclosure of these record s.

2. A record from this system of records may be disclosed, as a routine use, in the course of presenting evidence to a court, magistrate, or administrative tribunal, including disclosures to opposing counsel in the course of settlement negotiations.

3. A record in this system of records may be disclosed, as a routine use, to a Member of Congress submitting a request involving an individual, to whom the record pertains, when the individual has requested assistance from the Member with respect to the subject matter of the record.

4. A record in this system of records may be disclosed, as a routine use, to a contractor of the Agency having need for the information in order to perform a contract. Recipients of information shall be required to comply with the requirements of the Privacy Act of 1974, as amended, pursuant to 5 U.S.C. 552a(m).

5. A record related to an International Application filed under the Patent Cooperation Treaty in this system of records may be disclosed, as a routine use, to the International Bureau of the World Intellectual Property Organization, pursuant to the Patent Cooperation Treaty.

6. A record in this system of records may be disclosed, as a routine use, to another federal agency for purposes of National Security review (35 U.S.C. 181) and for review pursuant to the Atomic Energy Act (42 U.S.C. 218(c)).

7. A record from this system of records may be disclosed, as a routine use, to the Administrator, General Services, or his/her designee, during an inspection of records conducted by GSA as part of that agency's responsibility to recommend improvements in records management practices and programs, under authority of 44 U.S.C. 2904 and 2906. Such disclosure shall be made in accordance with the GSA regulations governing inspection of records for this purpose, and any other relevant (i.e., GSA or Commerce) directive. Such disclosure shall not be used to make determinations about individuals.

8. A record from this system of records may be disclosed, as a routine use, to the public after either publication of the application pursuant to 35 U.S.C. 122(b) or issuance of a patent pursuant to 35 U.S.C. 151. Further, a record may be disclosed, subject to the limitations of 37 CFR 1.14, as a routine use, to the public if the record was filed in an application which became abandoned or in which the proceedings were terminated and which application is referenced by either a published application, an application open to public inspections or an issued patent.

9. A record from this system of records may be disclosed, as a routine use, to a Federal, State, or local law enforcement agency, if the USPTO becomes aware of a violation or potential violation of law or regulation.

Doc code: IDS
Doc description: Information Disclosure Statement (IDS) Filed

PTO/SB/08a (02-18)
Approved for use through 11/30/2020. OMB 0651-0031
U.S. Patent and Trademark Office; U.S. DEPARTMENT OF COMMERCE
Under the Paperwork Reduction Act of 1995, no persons are required to respond to a collection of information unless it contains a valid OMB control number.

INFORMATION DISCLOSURE STATEMENT BY APPLICANT (**Not for submission under 37 CFR 1.99)**		
	Application Number	
	Filing Date	
	First Named Inventor	Carles PUENTE BALIARDA
	Art Unit	
	Examiner Name	
	Attorney Docket Number	0690.0023CN5

U.S.PATENTS Remove

Examiner Initial*	Cite No	Patent Number	Kind Code[1]	Issue Date	Name of Patentee or Applicant of cited Document	Pages,Columns,Lines where Relevant Passages or Relevant Figures Appear
	1					

If you wish to add additional U.S. Patent citation information please click the Add button. Add

U.S.PATENT APPLICATION PUBLICATIONS Remove

Examiner Initial*	Cite No	Publication Number	Kind Code[1]	Publication Date	Name of Patentee or Applicant of cited Document	Pages,Columns,Lines where Relevant Passages or Relevant Figures Appear
	1					

If you wish to add additional U.S. Published Application citation information please click the Add button. Add

FOREIGN PATENT DOCUMENTS Remove

Examiner Initial*	Cite No	Foreign Document Number[3]	Country Code[2] i	Kind Code[4]	Publication Date	Name of Patentee or Applicant of cited Document	Pages,Columns,Lines where Relevant Passages or Relevant Figures Appear	T[5]
	1							

If you wish to add additional Foreign Patent Document citation information please click the Add button Add

NON-PATENT LITERATURE DOCUMENTS Remove

Examiner Initials*	Cite No	Include name of the author (in CAPITAL LETTERS), title of the article (when appropriate), title of the item (book, magazine, journal, serial, symposium, catalog, etc), date, pages(s), volume-issue number(s), publisher, city and/or country where published.	T[5]

INFORMATION DISCLOSURE STATEMENT BY APPLICANT (Not for submission under 37 CFR 1.99)		
	Application Number	
	Filing Date	
	First Named Inventor	Carles PUENTE BALIARDA
	Art Unit	
	Examiner Name	
	Attorney Docket Number	0690.0023CN5

	1	Detailed rejection of US patent application 12/347462, Defendants, 20100701	
	2	Document 0001 - Complaint for patent infringement, Susman Godfrey, 20090505	
	3	Document 0014 - Amended complaint for patent infringement, Fractus, 20090506	
	4	Document 0032 - Defendants LG Electronics Mobilecomm USA., Inc.'s answer and counterclaim to complaint, Defendants, 20091001	
	5	Document 0064 - Defendant Pantech Wireless, INC.'S answer, affirmative defenses and counterclaims to Fractus SA' s Amended complaint, Defendants, 20090604	
	6	Document 0066 - Defendant UTStarcom, Inc's answer affirmative defenses and counterclaims to plaintiff's amended complaint, Defendants, 20090608	
	7	Document 0073 - Plaintiff Fractus SA' s answer to defendant Pantech Wireless, Inc' s counterclaims, Defendants, 20090624	
	8	Document 0079 - Plaintiff Fractus SA' s answer to defendant UTStarcom, Inc' s counterclaims, Fractus, 20090629	
	9	Document 0091 - Answer, affirmative defenses and counterclaims to the amended complaint for patent infringement on behalf of Defendant Personal Communications Devices Holdings, LLC, Defendants, 20090720	
	10	Document 0099 - Defendant Sanyo North America Corporation's partial answer to amended complaint for patent infringement, Defendants, 20090720	
	11	Document 0106 - Kyocera Communications Inc's answer, affirmative defenses and counterclaims to plaintiff's amended complaint, Defendants, 20090721	

INFORMATION DISCLOSURE STATEMENT BY APPLICANT (Not for submission under 37 CFR 1.99)		
	Application Number	
	Filing Date	
	First Named Inventor	Carles PUENTE BALIARDA
	Art Unit	
	Examiner Name	
	Attorney Docket Number	0690.0023CN5

	12	Document 0107 - Kyocera Wireless Corp's answer, affirmative defenses and counterclaims to plaintiff's amended complaint, Defendants, 20090721	
	13	Document 0108 - Palm Inc.'s answer, affirmative defenses and counterclaims to plaintiff's amended complaint, Defendants, 20090721	
	14	Document 0111 - Civil cover sheet, Susman Godfrey, 20090505	
	15	Document 0175 - Defendant HTC Corporation's amended answer and counterclaim to plaintiff's second amended complaint, Defendants, 20090925	
	16	Document 0176 - Defendant HTC America Inc's answer and counterclaim to plaintiff's amended complaint, Defendants, 20090925	
	17	Document 0180 - Defendants Samsung Electronics Co., Ltd.'s; Samsung Electronics Research Institute's and Samsung Semiconductor Europe GMBH' s answer; and Samsung Telecommunications America LLC' s answer and counterclaim, Defendants, 20091001	
	18	Document 0185 - Defendants Research in Motion LTD, and Research in Motion Corporation's answers, defenses and counterclaims to plaintiff's amended complaint, Defendants, 20091001	
	19	Document 0187 - Defendants LG Electronics Inc., LG Electronics USA, Inc., and LG Electronics Mobilecomm USA Inc. answer and counterclaim to amended complaint, Defendants, 20091001	
	20	Document 0190 - Defendant HTC Corporation's First amended answer and counterclaim to plaintiff's amended complaint, Defendants, 20091002	
	21	Document 0191 - Defendant HTC America, Inc's first amended answer and counterclaims to plaintiff's amended complaint, Defendants, 20091002	
	22	Document 0217 - Defendants Research in Motion LTD, and Research in Motion Corporation's amended answer, defenses and counterclaims to plaintiff's amended complaint, Defendants, 20091124	

INFORMATION DISCLOSURE STATEMENT BY APPLICANT (Not for submission under 37 CFR 1.99)		
	Application Number	
	Filing Date	
	First Named Inventor	Carles PUENTE BALIARDA
	Art Unit	
	Examiner Name	
	Attorney Docket Number	0690.0023CN5

	23	Document 0222 - Second amended complaint for patent infringement, Susman Godfrey, 20091202	
	24	Document 0227 - Second amended complaint for patent infringement - Case 6:09-cv-00203, Fractus, 20091208	
	25	Document 0235 - Answer, affirmative defenses and counterclaims to the second amended complaint for patent infringement on behalf of Defendant Personal Communications Devices Holdings, LLC, Defendants, 20091217	
	26	Document 0238 - Defendant HTC America, Inc's answer and counterclaims to plaintiff's second amended complaint, Defendants, 20091221	
	27	Document 0239 - Defendant HTC Corporation's answer and counterclaims to plaintiff's second amended complaint, Defendants, 20091221	
	28	Document 0241 - Defendant Research in Motion LTD and Research in Motion Corporation's second answer, defenses and counterclaims to plaintiff's second amended complaint, Defendants, 20091221	
	29	Document 0242 - Defendant Pantech Wireless, Inc's answer, affirmative defenses and counterclaims to Fractus SA's second amended complaint, Defendants, 20091221	
	30	Document 0243 - Defendant Sanyo Electric Co. LTD's answer to second amended complaint for patent infringement, Defendants, 20091222	
	31	Document 0244 - Defendant Sanyo North America Corporation's answer to second amended complaint for patent infringement, Defendants, 20091222	
	32	Document 0246 - Defendant UTStarcom, Inc's answer, affirmative defenses and counterclaims to Fractus SA's second amended complaint, Defendants, 20091222	
	33	Document 0247 - Palm, Inc's answer, affirmative defenses and counterclaims to plaintiff's second amended complaint, Defendants, 20091222	

INFORMATION DISCLOSURE STATEMENT BY APPLICANT (Not for submission under 37 CFR 1.99)		
	Application Number	
	Filing Date	
	First Named Inventor	Carles PUENTE BALIARDA
	Art Unit	
	Examiner Name	
	Attorney Docket Number	0690.0023CN5

	34	Document 0248 - Kyocera Communications, Inc's answer, affirmative defenses and counterclaims to plaintiff's second amended complaint, Defendants, 20091222	
	35	Document 0249 - Kyocera Wireless Corp's answer, affirmative defenses and counterclaims to plaintiff's second amended complaint, Defendants, 20091222	
	36	Document 0250 - Defendants Samsung Electronics Co., Ltd.'s; Samsung Electronics answer and counterclaim to the second amended complaint of plaintiff Fractus, Defendants, 20091223	
	37	Document 0251 - Defendants LG Electronics Inc., LG Electronics USA, Inc., and LG Electronics Mobilecomm USA Inc. answer and counterclaim to second amended complaint, Defendants, 20091228	
	38	Document 0252 - Answer of the Sharp Defendants to plaintiff's second amended complaint, Defendants, 20091229	
	39	Document 0255 - Plaintiff Fractus, S. A.'s answer to defendant Personal Communications Devices Holdings, LLC's counterclaims to the Second Amended Complaint, Susman Godfrey, 20100104	
	40	Document 0256 - Plaintiff Fractus, S. A.'s answer to the counterclaims of defendants Research in Motion LTD. and Research in Motion Corporation to the Second Amended Complaint, Susman Godfrey, 20100104	
	41	Document 0257 - Plaintiff Fractus, S. A.'s answer to counterclaims of defendant Pantech Wireless, Inc. to the Second Amended Complaint, Susman Godfrey, 20100104	
	42	Document 0258 - Plaintiff Fractus, S. A.'s answer to defendant Kyocera Communications, Inc's Counterclaims to the Second Amended Complaint, Susman Godfrey, 20100104	
	43	Document 0259 - Plaintiff Fractus, S. A.'s answer to defendant Kyocera Wireless Corp's Counterclaims to the Second Amended Complaint, Susman Godfrey, 20100104	
	44	Document 0260 - Plaintiff Fractus, S. A.'s answer to defendant Palm, Inc's Counterclaims to the Second Amended Complaint, Susman Godfrey, 20100104	

INFORMATION DISCLOSURE STATEMENT BY APPLICANT (Not for submission under 37 CFR 1.99)		
	Application Number	
	Filing Date	
	First Named Inventor	Carles PUENTE BALIARDA
	Art Unit	
	Examiner Name	
	Attorney Docket Number	0690.0023CN5

	45	Document 0261 - Plaintiff Fractus, S. A.'s answer to defendant UTStarcom, Inc's Counterclaims to the Second Amended Complaint, Susman Godfrey, 20100104	
	46	Document 0262 - Plaintiff Fractus, S. A.'s answer to counterclaims of defendant Samsung Telecommunications America LLC to the Second Amended Complaint, Susman Godfrey, 20100104	
	47	Document 0263 - Plaintiff Fractus, S. A.'s answer to counterclaims of defendants LG Electronics Inc., Electronics USA, Inc., and LG Electronics Mobilecomm USA, Inc. to the Second Amended Complaint, Susman Godfrey, 20100104	
	48	Document 0273 - Plaintiff Fractus, S. A.'s answer to counterclaims of defendants HTC America, Inc to the Second Amended Complaint, Susman Godfrey, 20100114	
	49	Document 0286 - Amended answer of the Sharp defendants to plaintiff's second amended complaint, Defendants, 20100224	
	50	Document 0287 - Defendants Samsung Electronics Co., Ltd.'s; Samsung Electronics Research Institute's and Samsung Semiconductor Europe GMBH' s first amended answer; and Samsung Telecommunications America LLC' s first amended answer, Defendants, 20100224	

If you wish to add additional non-patent literature document citation information please click the Add button Add

EXAMINER SIGNATURE

Examiner Signature		Date Considered	

*EXAMINER: Initial if reference considered, whether or not citation is in conformance with MPEP 609. Draw line through a citation if not in conformance and not considered. Include copy of this form with next communication to applicant.

[1] See Kind Codes of USPTO Patent Documents at www.USPTO.GOV or MPEP 901.04. [2] Enter office that issued the document, by the two-letter code (WIPO Standard ST.3). [3] For Japanese patent documents, the indication of the year of the reign of the Emperor must precede the serial number of the patent document. [4] Kind of document by the appropriate symbols as indicated on the document under WIPO Standard ST.16 if possible. [5] Applicant is to place a check mark here if English language translation is attached.

INFORMATION DISCLOSURE STATEMENT BY APPLICANT (Not for submission under 37 CFR 1.99)		
	Application Number	
	Filing Date	
	First Named Inventor	Carles PUENTE BALIARDA
	Art Unit	
	Examiner Name	
	Attorney Docket Number	0690.0023CN5

CERTIFICATION STATEMENT

Please see 37 CFR 1.97 and 1.98 to make the appropriate selection(s):

That each item of information contained in the information disclosure statement was first cited in any communication from a foreign patent office in a counterpart foreign application not more than three months prior to the filing of the information disclosure statement. See 37 CFR 1.97(e)(1).

OR

☐ That no item of information contained in the information disclosure statement was cited in a communication from a foreign patent office in a counterpart foreign application, and, to the knowledge of the person signing the certification after making reasonable inquiry, no item of information contained in the information disclosure statement was known to any individual designated in 37 CFR 1.56(c) more than three months prior to the filing of the information disclosure statement. See 37 CFR 1.97(e)(2).

See attached certification statement.

The fee set forth in 37 CFR 1.17 (p) has been submitted herewith.

☒ A certification statement is not submitted herewith.

SIGNATURE

A signature of the applicant or representative is required in accordance with CFR 1.33, 10.18. Please see CFR 1.4(d) for the form of the signature.

Signature	/Patrick J. Finnan/	Date (YYYY-MM-DD)	2021-04-30
Name/Print	Patrick J. Finnan	Registration Number	39189

This collection of information is required by 37 CFR 1.97 and 1.98. The information is required to obtain or retain a benefit by the public which is to file (and by the USPTO to process) an application. Confidentiality is governed by 35 U.S.C. 122 and 37 CFR 1.14. This collection is estimated to take 1 hour to complete, including gathering, preparing and submitting the completed application form to the USPTO. Time will vary depending upon the individual case. Any comments on the amount of time you require to complete this form and/or suggestions for reducing this burden, should be sent to the Chief Information Officer, U.S. Patent and Trademark Office, U.S. Department of Commerce, P.O. Box 1450, Alexandria, VA 22313-1450. DO NOT SEND FEES OR COMPLETED FORMS TO THIS ADDRESS. **SEND TO: Commissioner for Patents, P.O. Box 1450, Alexandria, VA 22313-1450.**

Privacy Act Statement

The Privacy Act of 1974 (P.L. 93-579) requires that you be given certain information in connection with your submission of the attached form related to a patent application or patent. Accordingly, pursuant to the requirements of the Act, please be advised that: (1) the general authority for the collection of this information is 35 U.S.C. 2(b)(2); (2) furnishing of the information solicited is voluntary; and (3) the principal purpose for which the information is used by the U.S. Patent and Trademark Office is to process and/or examine your submission related to a patent application or patent. If you do not furnish the requested information, the U.S. Patent and Trademark Office may not be able to process and/or examine your submission, which may result in termination of proceedings or abandonment of the application or expiration of the patent.

The information provided by you in this form will be subject to the following routine uses:

1. The information on this form will be treated confidentially to the extent allowed under the Freedom of Information Act (5 U.S.C. 552) and the Privacy Act (5 U.S.C. 552a). Records from this system of records may be disclosed to the Department of Justice to determine whether the Freedom of Information Act requires disclosure of these record s.

2. A record from this system of records may be disclosed, as a routine use, in the course of presenting evidence to a court, magistrate, or administrative tribunal, including disclosures to opposing counsel in the course of settlement negotiations.

3. A record in this system of records may be disclosed, as a routine use, to a Member of Congress submitting a request involving an individual, to whom the record pertains, when the individual has requested assistance from the Member with respect to the subject matter of the record.

4. A record in this system of records may be disclosed, as a routine use, to a contractor of the Agency having need for the information in order to perform a contract. Recipients of information shall be required to comply with the requirements of the Privacy Act of 1974, as amended, pursuant to 5 U.S.C. 552a(m).

5. A record related to an International Application filed under the Patent Cooperation Treaty in this system of records may be disclosed, as a routine use, to the International Bureau of the World Intellectual Property Organization, pursuant to the Patent Cooperation Treaty.

6. A record in this system of records may be disclosed, as a routine use, to another federal agency for purposes of National Security review (35 U.S.C. 181) and for review pursuant to the Atomic Energy Act (42 U.S.C. 218(c)).

7. A record from this system of records may be disclosed, as a routine use, to the Administrator, General Services, or his/her designee, during an inspection of records conducted by GSA as part of that agency's responsibility to recommend improvements in records management practices and programs, under authority of 44 U.S.C. 2904 and 2906. Such disclosure shall be made in accordance with the GSA regulations governing inspection of records for this purpose, and any other relevant (i.e., GSA or Commerce) directive. Such disclosure shall not be used to make determinations about individuals.

8. A record from this system of records may be disclosed, as a routine use, to the public after either publication of the application pursuant to 35 U.S.C. 122(b) or issuance of a patent pursuant to 35 U.S.C. 151. Further, a record may be disclosed, subject to the limitations of 37 CFR 1.14, as a routine use, to the public if the record was filed in an application which became abandoned or in which the proceedings were terminated and which application is referenced by either a published application, an application open to public inspections or an issued patent.

9. A record from this system of records may be disclosed, as a routine use, to a Federal, State, or local law enforcement agency, if the USPTO becomes aware of a violation or potential violation of law or regulation.

Doc code: IDS
Doc description: Information Disclosure Statement (IDS) Filed

PTO/SB/08a (02-18)
Approved for use through 11/30/2020. OMB 0651-0031
U.S. Patent and Trademark Office; U.S. DEPARTMENT OF COMMERCE
Under the Paperwork Reduction Act of 1995, no persons are required to respond to a collection of information unless it contains a valid OMB control number.

INFORMATION DISCLOSURE STATEMENT BY APPLICANT (**Not for submission under 37 CFR 1.99)**		
	Application Number	
	Filing Date	
	First Named Inventor	Carles PUENTE BALIARDA
	Art Unit	
	Examiner Name	
	Attorney Docket Number	0690.0023CN5

U.S.PATENTS Remove

Examiner Initial*	Cite No	Patent Number	Kind Code[1]	Issue Date	Name of Patentee or Applicant of cited Document	Pages,Columns,Lines where Relevant Passages or Relevant Figures Appear
	1					

If you wish to add additional U.S. Patent citation information please click the Add button. Add

U.S.PATENT APPLICATION PUBLICATIONS Remove

Examiner Initial*	Cite No	Publication Number	Kind Code[1]	Publication Date	Name of Patentee or Applicant of cited Document	Pages,Columns,Lines where Relevant Passages or Relevant Figures Appear
	1					

If you wish to add additional U.S. Published Application citation information please click the Add button. Add

FOREIGN PATENT DOCUMENTS Remove

Examiner Initial*	Cite No	Foreign Document Number[3]	Country Code[2] i	Kind Code[4]	Publication Date	Name of Patentee or Applicant of cited Document	Pages,Columns,Lines where Relevant Passages or Relevant Figures Appear	T[5]
	1							

If you wish to add additional Foreign Patent Document citation information please click the Add button Add

NON-PATENT LITERATURE DOCUMENTS Remove

Examiner Initials*	Cite No	Include name of the author (in CAPITAL LETTERS), title of the article (when appropriate), title of the item (book, magazine, journal, serial, symposium, catalog, etc), date, pages(s), volume-issue number(s), publisher, city and/or country where published.	T[5]

INFORMATION DISCLOSURE STATEMENT BY APPLICANT (Not for submission under 37 CFR 1.99)		
	Application Number	
	Filing Date	
	First Named Inventor	Carles PUENTE BALIARDA
	Art Unit	
	Examiner Name	
	Attorney Docket Number	0690.0023CN5

	1	Document 0288 - Defendants LG Electronics Inc., LG Electronics USA, Inc., and LG Electronics Mobilecomm USA Inc. First amended answer and counterclaim to second amended complaint, Defendants, 20100224	
	2	Document 0290 - Defendant HTC America, Inc.'s amended answer and counterclaim to plaintiff's second amended complaint, Defendants, 20100224	
	3	Document 0291 - Defendant HTC Corporation's amended answer and counterclaim to plaintiff's second amended complaint, Defendants, 20100224	
	4	Document 0297 - Defendant HTC Corporation's amended answer and counterclaim to plaintiff's second amended complaint, Defendants, 20100225	
	5	Document 0298 - Defendant HTC America, Inc.'s amended answer and counterclaim to plaintiff's second amended complaint, Defendants, 20100225	
	6	Document 0351 - Plaintiff Fractus, S. A.'s answer to amended counterclaims of defendant Samsung Telecommunications America LLC's to Fractus's Second Amended Complaint, Susman Godfrey, 20100401	
	7	Document 0352 - Plaintiff Fractus, S. A.'s answer to amended counterclaims of defendant HTC Corporation to Fractus's Second Amended Complaint, Susman Godfrey, 20100401	
	8	Document 0353 - Plaintiff Fractus, S. A.'s answer to amended counterclaims of defendant HTC America, Inc. To Fractus's Second Amended Complaint, Susman Godfrey, 20100401	
	9	Document 0354 - Plaintiff Fractus, S. A.'s answer to amended counterclaims of defendant LG Electronics Inc., LG Electronics USA, Inc., and LG Electronics Mobilecomm USA Inc's to Fractus's Second Amended Complaint, Susman Godfrey, 20100401	
	10	Document 0415 - P.R. 4-3 joint claim construction statement, Susman Godfrey, 20100614	
	11	Document 0423 - Fractus SA's Opening Claim Construction Brief with Parties' Proposed and Agreed Constructions in the case of Fractus SA v. Samsung Electornics Co. Ltd. et al., Susman Godfrey, 20100716	

INFORMATION DISCLOSURE STATEMENT BY APPLICANT (Not for submission under 37 CFR 1.99)		
	Application Number	
	Filing Date	
	First Named Inventor	Carles PUENTE BALIARDA
	Art Unit	
	Examiner Name	
	Attorney Docket Number	0690.0023CN5

	12	Document 0428 - Response of defendants Kyocera Communications, Inc; Palm Inc. and UTStarcom, Inc. to plaintiff Fractus SA's opening claim construction brief in "Case 6:09-cv-00203-LED-JDL", Defendants, 20100730	
	13	Document 0429 - Declaration of Jeffery D. Baxter - Including Exhibits: J, K, L, M ,N ,O, P, Q, R, S, T, U, Z, AA, KK, LL, Defendants, 20100730	
	14	Document 0430 - Defendants RIM, Samsung, HTC, LG and Pantech's response to plaintiff Fractus SA's opening claim construction brief, Defendants, 20100730	
	15	Document 0430 - Defendants RIM, Samsung, HTC, LG and Pantech's response to plaintiff Fractus SA's opening claim construction brief - Exhibit 1 - Chart of Agreed Terms and Disputed Terms, Defendants, 20100730	
	16	Document 0430 - Defendants RIM, Samsung, HTC, LG and Pantech's response to plaintiff Fractus SA's opening claim construction brief - Exhibit 2 - Family Tree of Asserted Patents, Defendants, 20100730	
	17	Document 0430 - Defendants RIM, Samsung, HTC, LG and Pantech's response to plaintiff Fractus SA's opening claim construction brief - Exhibit 33 - Excerpt from Plaintiff's '868 pat. inf.cont.for Samsung SPH M540, Defendants, 20100730	
	18	Document 0430 - Defendants RIM, Samsung, HTC, LG and Pantech's response to plaintiff Fractus SA's opening claim construction brief - Exhibit 34 - Excerpts from Plaintiff's '431 patent Infringement Contentions of HTC Diamond, Defendants, 20100730	
	19	Document 0430 - Defendants RIM, Samsung, HTC, LG and Pantech's response to plaintiff Fractus SA's opening claim construction brief - Exhibit 41 - Demonstrative re: counting segments, Defendants, 20100730	
	20	Document 0430 - Defendants RIM, Samsung, HTC, LG and Pantech's response to plaintiff Fractus SA's opening claim construction brief - Exhibit 42 - Demonstrative showing how straight segments can be fitted over a curved surface, Defendants, 20100730	
	21	Document 0430 - Defendants RIM, Samsung, HTC, LG and Pantech's response to plaintiff Fractus SA's opening claim construction brief - Exhibit 57 - Excerpts from Plaintiff's '868 and '762 Pat. Infr. cont. for RIM 8310, Defendants, 20100730	
	22	Document 0440 - Fractus's opposition to defendants' motion for summary judgement of invalidity based on indefiniteness and lack of written description for certain terms, Susman Godfrey, 20100816	

INFORMATION DISCLOSURE STATEMENT BY APPLICANT (Not for submission under 37 CFR 1.99)		
	Application Number	
	Filing Date	
	First Named Inventor	Carles PUENTE BALIARDA
	Art Unit	
	Examiner Name	
	Attorney Docket Number	0690.0023CN5

	23	Document 0440-1 - Expert declaration by Dr. D. Jaggard including exhibits (curriculum and datasheets from Cushcraft, Antenova, Ethertronics and Taoglas), Susman Godfrey, 20100816	
	24	Document 0440-2 - Declaration of Micah Howe in support of Fractus SA opposition to defendants' motion for summary judgement of invalidity based on indefiniteness and lack of written description for certain terms, Heim , Payne and Chorus LLP, 20100816	
	25	Document 0452 - Defendant's reply in support of their motion for summary judgment of invalidity based on indefiniteness and lack of written description for certain terms with exhibits WW, BBB, EEE, GGG, HHH, III, KKK, MMM, NNN, OOO, PPP, Q, Defendants, 20100830	
	26	Document 0475 - Order. Provisional claim construction and motion for summary judgement. Provisional markman order, Court, 20101109	
	27	Document 0526 - Memorandum order and opinion, Court, 20101217	
	28	Document 0575 - Fractus ´s Objections to claim construction memorandum and order, Susman Godfrey, 20110114	
	29	Document 0582 - Memorandum opinion and order, Court, 20110120	
	30	Document 0583 - Defendant's notice of compliance regarding second amended invalidity contentions, Defendants, 20110121	
	31	Document 0607 - Declaration of Thomas E. Nelson - Exhibit A - Antenna photos, Defendants, 20110203	
	32	Document 0609 - Fractus' reply to defendant's motion for reconsideration of, and objections to, magistrate Judge Love's markman order, Susman Godfrey, 20110204	
	33	Document 0611 - Report and recommendation of United States magistrate judge, Court, 20110208	

INFORMATION DISCLOSURE STATEMENT BY APPLICANT (Not for submission under 37 CFR 1.99)		
	Application Number	
	Filing Date	
	First Named Inventor	Carles PUENTE BALIARDA
	Art Unit	
	Examiner Name	
	Attorney Docket Number	0690.0023CN5

	34	Document 0622 - Order adopting report and recommendation of magistrate judge, Court, 20110211	
	35	Document 0624 - Notice of compliance with motion practice orders, Susman Godfrey, 20110214	
	36	Document 0641 - Defendant HTC America, Inc's second amended answer and counterclaim to plaintiff's second amended complaint, Defendants, 20110225	
	37	Document 0642 - Defendant HTC Corporation's second amended answer and counterclaim to plaintiff's second amended complaint, Defendants, 20110225	
	38	Document 0645 - Reply brief in support of Defendant's motion for reconsideration of the court's ruling on the term "at least a portion" in the court's December 17, 2010 claim construction order based on newly-available evidence, Defendants, 20110225	
	39	Document 0647 - Defendants Samsung Electronics Co LTD (et al) second amended answer and counterclaims to the second amended complaint of plaintiff Fractus SA - Document 647, Defendants, 20110228	
	40	Document 0649 - Defendants LG Electronics Inc, LG Electronics USA, and LG Electronics Mobilecomm USA Inc's second amended answer and counterclaim to second amended complaint, Defendants, 20110228	
	41	Document 0657 - Defendant Pantech Wireless Inc amended answer, affirmative defenses, and counterclaims to Fractus' second amended complaint, Defendants, 20110228	
	42	Document 0666 - Fractus's sur-reply to defendants' motion for reconsideration of the court's december 17, 2010 claim construction order based on newly-available evidence, Susman Godfrey, 20110308	
	43	Document 0670 - Order, Court, 20110309	
	44	Document 0678 - Plaintiff Fractus SA's answer to second amended counterclaims of defendant HTC Corporation to Fractus's second amended complaint, Susman Godfrey, 20110314	

INFORMATION DISCLOSURE STATEMENT BY APPLICANT (Not for submission under 37 CFR 1.99)		
	Application Number	
	Filing Date	
	First Named Inventor	Carles PUENTE BALIARDA
	Art Unit	
	Examiner Name	
	Attorney Docket Number	0690.0023CN5

	45	Document 0680 - Plaintiff Fractus SA's answer to second amended counterclaims of defendant HTC to Fractus's second amended complaint, Susman Godfrey, 20110314	
	46	Document 0694 - Plaintiff Fractus SA's answer to second amended counterclaims of defendant LG Electronics to Fractus's second amended complaint, Susman Godfrey, 20110315	
	47	Document 0695 - Plaintiff Fractus SA's answer to second amended counterclaims of defendant Samsung to Fractus's second amended complaint, Susman Godfrey, 20110315	
	48	Document 0696 - Plaintiff Fractus SA's answer to amended counterclaims of defendant Pantech Wireless Inc to Fractus's second amended complaint, Susman Godfrey, 20110315	
	49	Document 0715 - Letter to John D. Love - Permission to file a summary judgment motion of no indefiniteness on the issues wher the Court's Report and Recommendation already has held that the claim term is not indefinite, Susman Godfrey, 20110318	
	50	Document 0716 - Letter to John D. Love - Permission to file a partial summary judgement motion on infringement., Susman Godfrey , LLP, 20110318	

If you wish to add additional non-patent literature document citation information please click the Add button Add

EXAMINER SIGNATURE

Examiner Signature		Date Considered	

*EXAMINER: Initial if reference considered, whether or not citation is in conformance with MPEP 609. Draw line through a citation if not in conformance and not considered. Include copy of this form with next communication to applicant.

[1] See Kind Codes of USPTO Patent Documents at www.USPTO.GOV or MPEP 901.04. [2] Enter office that issued the document, by the two-letter code (WIPO Standard ST.3). [3] For Japanese patent documents, the indication of the year of the reign of the Emperor must precede the serial number of the patent document. [4] Kind of document by the appropriate symbols as indicated on the document under WIPO Standard ST.16 if possible. [5] Applicant is to place a check mark here if English language translation is attached.

INFORMATION DISCLOSURE STATEMENT BY APPLICANT (Not for submission under 37 CFR 1.99)		
	Application Number	
	Filing Date	
	First Named Inventor	Carles PUENTE BALIARDA
	Art Unit	
	Examiner Name	
	Attorney Docket Number	0690.0023CN5

CERTIFICATION STATEMENT

Please see 37 CFR 1.97 and 1.98 to make the appropriate selection(s):

That each item of information contained in the information disclosure statement was first cited in any communication from a foreign patent office in a counterpart foreign application not more than three months prior to the filing of the information disclosure statement. See 37 CFR 1.97(e)(1).

OR

☐ That no item of information contained in the information disclosure statement was cited in a communication from a foreign patent office in a counterpart foreign application, and, to the knowledge of the person signing the certification after making reasonable inquiry, no item of information contained in the information disclosure statement was known to any individual designated in 37 CFR 1.56(c) more than three months prior to the filing of the information disclosure statement. See 37 CFR 1.97(e)(2).

See attached certification statement.

The fee set forth in 37 CFR 1.17 (p) has been submitted herewith.

☒ A certification statement is not submitted herewith.

SIGNATURE

A signature of the applicant or representative is required in accordance with CFR 1.33, 10.18. Please see CFR 1.4(d) for the form of the signature.

Signature	/Patrick J. Finnan/	Date (YYYY-MM-DD)	2021-04-30
Name/Print	Patrick J. Finnan	Registration Number	39189

This collection of information is required by 37 CFR 1.97 and 1.98. The information is required to obtain or retain a benefit by the public which is to file (and by the USPTO to process) an application. Confidentiality is governed by 35 U.S.C. 122 and 37 CFR 1.14. This collection is estimated to take 1 hour to complete, including gathering, preparing and submitting the completed application form to the USPTO. Time will vary depending upon the individual case. Any comments on the amount of time you require to complete this form and/or suggestions for reducing this burden, should be sent to the Chief Information Officer, U.S. Patent and Trademark Office, U.S. Department of Commerce, P.O. Box 1450, Alexandria, VA 22313-1450. DO NOT SEND FEES OR COMPLETED FORMS TO THIS ADDRESS. **SEND TO: Commissioner for Patents, P.O. Box 1450, Alexandria, VA 22313-1450.**

Privacy Act Statement

The Privacy Act of 1974 (P.L. 93-579) requires that you be given certain information in connection with your submission of the attached form related to a patent application or patent. Accordingly, pursuant to the requirements of the Act, please be advised that: (1) the general authority for the collection of this information is 35 U.S.C. 2(b)(2); (2) furnishing of the information solicited is voluntary; and (3) the principal purpose for which the information is used by the U.S. Patent and Trademark Office is to process and/or examine your submission related to a patent application or patent. If you do not furnish the requested information, the U.S. Patent and Trademark Office may not be able to process and/or examine your submission, which may result in termination of proceedings or abandonment of the application or expiration of the patent.

The information provided by you in this form will be subject to the following routine uses:

1. The information on this form will be treated confidentially to the extent allowed under the Freedom of Information Act (5 U.S.C. 552) and the Privacy Act (5 U.S.C. 552a). Records from this system of records may be disclosed to the Department of Justice to determine whether the Freedom of Information Act requires disclosure of these record s.

2. A record from this system of records may be disclosed, as a routine use, in the course of presenting evidence to a court, magistrate, or administrative tribunal, including disclosures to opposing counsel in the course of settlement negotiations.

3. A record in this system of records may be disclosed, as a routine use, to a Member of Congress submitting a request involving an individual, to whom the record pertains, when the individual has requested assistance from the Member with respect to the subject matter of the record.

4. A record in this system of records may be disclosed, as a routine use, to a contractor of the Agency having need for the information in order to perform a contract. Recipients of information shall be required to comply with the requirements of the Privacy Act of 1974, as amended, pursuant to 5 U.S.C. 552a(m).

5. A record related to an International Application filed under the Patent Cooperation Treaty in this system of records may be disclosed, as a routine use, to the International Bureau of the World Intellectual Property Organization, pursuant to the Patent Cooperation Treaty.

6. A record in this system of records may be disclosed, as a routine use, to another federal agency for purposes of National Security review (35 U.S.C. 181) and for review pursuant to the Atomic Energy Act (42 U.S.C. 218(c)).

7. A record from this system of records may be disclosed, as a routine use, to the Administrator, General Services, or his/her designee, during an inspection of records conducted by GSA as part of that agency's responsibility to recommend improvements in records management practices and programs, under authority of 44 U.S.C. 2904 and 2906. Such disclosure shall be made in accordance with the GSA regulations governing inspection of records for this purpose, and any other relevant (i.e., GSA or Commerce) directive. Such disclosure shall not be used to make determinations about individuals.

8. A record from this system of records may be disclosed, as a routine use, to the public after either publication of the application pursuant to 35 U.S.C. 122(b) or issuance of a patent pursuant to 35 U.S.C. 151. Further, a record may be disclosed, subject to the limitations of 37 CFR 1.14, as a routine use, to the public if the record was filed in an application which became abandoned or in which the proceedings were terminated and which application is referenced by either a published application, an application open to public inspections or an issued patent.

9. A record from this system of records may be disclosed, as a routine use, to a Federal, State, or local law enforcement agency, if the USPTO becomes aware of a violation or potential violation of law or regulation.

Doc code: IDS
Doc description: Information Disclosure Statement (IDS) Filed

PTO/SB/08a (02-18)
Approved for use through 11/30/2020. OMB 0651-0031
U.S. Patent and Trademark Office; U.S. DEPARTMENT OF COMMERCE
Under the Paperwork Reduction Act of 1995, no persons are required to respond to a collection of information unless it contains a valid OMB control number.

INFORMATION DISCLOSURE STATEMENT BY APPLICANT (**Not for submission under 37 CFR 1.99)**		
	Application Number	
	Filing Date	
	First Named Inventor	Carles PUENTE BALIARDA
	Art Unit	
	Examiner Name	
	Attorney Docket Number	0690.0023CN5

U.S.PATENTS Remove

Examiner Initial*	Cite No	Patent Number	Kind Code[1]	Issue Date	Name of Patentee or Applicant of cited Document	Pages,Columns,Lines where Relevant Passages or Relevant Figures Appear
	1					

If you wish to add additional U.S. Patent citation information please click the Add button. Add

U.S.PATENT APPLICATION PUBLICATIONS Remove

Examiner Initial*	Cite No	Publication Number	Kind Code[1]	Publication Date	Name of Patentee or Applicant of cited Document	Pages,Columns,Lines where Relevant Passages or Relevant Figures Appear
	1					

If you wish to add additional U.S. Published Application citation information please click the Add button. Add

FOREIGN PATENT DOCUMENTS Remove

Examiner Initial*	Cite No	Foreign Document Number[3]	Country Code[2] i	Kind Code[4]	Publication Date	Name of Patentee or Applicant of cited Document	Pages,Columns,Lines where Relevant Passages or Relevant Figures Appear	T[5]
	1							

If you wish to add additional Foreign Patent Document citation information please click the Add button Add

NON-PATENT LITERATURE DOCUMENTS Remove

Examiner Initials*	Cite No	Include name of the author (in CAPITAL LETTERS), title of the article (when appropriate), title of the item (book, magazine, journal, serial, symposium, catalog, etc), date, pages(s), volume-issue number(s), publisher, city and/or country where published.	T[5]

INFORMATION DISCLOSURE STATEMENT BY APPLICANT (Not for submission under 37 CFR 1.99)		
	Application Number	
	Filing Date	
	First Named Inventor	Carles PUENTE BALIARDA
	Art Unit	
	Examiner Name	
	Attorney Docket Number	0690.0023CN5

	1	Document 0721 - Letter to John D. Love - Permission to file a motion for summary judgment of invalidity of the following 7 asserted claims from the MLV, patent family..., Defendants - Baker Botts, LLP, 20110318	
	2	Document 0768 - Fractus, S.A.'s objections to the Court's March 9, 2011, Order, Susman Godfrey, 20110325	
	3	Document 0780 - Defendants' opposition to Fractus SA objections to the Court's March 9, 2011 Order, Defendants - Baker Botts, LLP, 20110331	
	4	Document 0783 - Order, Court, 20110401	
	5	Document 0841 - Stipulation of Dismissal of all Claims and Counterclaims re '850 and '822, Defendants, 20110415	
	6	Document 0843 - Joint Motion to Dismiss Claims and Counterclaims re '850 and '822, Defendants, 20110415	
	7	Document 0854 - Defendants' Motion to Clarify Claim Construction, Defendants, 20110418	
	8	Document 0868 - Order, Court, 20110419	
	9	Document 0876 - Fractus's surreply to defendants' Motion for Summary Judgment re publication dates of three references, Susman Godfrey, 20110420	
	10	Document 0887 - Fractus's Response to Defendants' Motion to Clarify Claim Construction, Susman Godfrey, 20110425	
	11	Document 0889 - Reply in support of defendants' motion to clarify claim construction, Defendants, 20110427	

INFORMATION DISCLOSURE STATEMENT BY APPLICANT (Not for submission under 37 CFR 1.99)		
	Application Number	
	Filing Date	
	First Named Inventor	Carles PUENTE BALIARDA
	Art Unit	
	Examiner Name	
	Attorney Docket Number	0690.0023CN5

	12	Document 0893 - Fractus SA's surreply to defendant's motion to clarify claim construction, Susman Godfrey, 20110429	
	13	Document 0900 - Order, Court, 20110429	
	14	Document 0901 - Report and recommendation of United States Magistrate Judge, Court, 20110502	
	15	Document 0902 - Fractus SA's objections to defendants' prior art notice, Susman Godfrey, 20110502	
	16	Document 0915 - Defendants' response to plaintiff's objections to defendants notice of prior art, Defendants, 20110505	
	17	Document 0933 - Defendants' motion for reconsideration of, and objections to, the May 2, 2011 report and recommendation clarifying claim construction, Defendants, 20110509	
	18	Document 0939 - Fractus's response to defendants' motion for reconsideration of and objections to the May 2, 2011, report and recommendations clarifying claim construction, Susman Godfrey, 20110510	
	19	Document 0968 - Order, Court, 20110513	
	20	Document 0971 - Order, Court, 20110513	
	21	Document 1082 - Joint motion to dismiss HTC, Susman Godfrey LLP, 20110913	
	22	Document 1083 - Order - Final consent judgement HTC, Court, 20110915	

INFORMATION DISCLOSURE STATEMENT BY APPLICANT (Not for submission under 37 CFR 1.99)		
	Application Number	
	Filing Date	
	First Named Inventor	Carles PUENTE BALIARDA
	Art Unit	
	Examiner Name	
	Attorney Docket Number	0690.0023CN5

	23	Document 1088 - Samsung's motion to determine intervening rights in view of new Federal Circuit case law or, in the alternative, to stay the case pending the outcome of reexamination, Defendants, 20111019	
	24	Document 1091 - Fractus's response to Samsung's motion to determine intervening rights or to stay the case pending the outcome of reexamination, Susman Godfrey LLC, 20111102	
	25	Document 1092 - Samsung's reply in support of its motion to determine intervening rights in view of new Federal Circuit case law or, in the alternative, to stay the case pending the outcome of reexamination, Defendants, 20111114	
	26	Expert report of Dr. Warren L. Stutzman (redacted) - expert witness retained by Fractus, Fractus, 20110223	
	27	Expert report of Dwight L. Jaggard (redacted) - expert witness retained by Fractus, Fractus, 20110223	
	28	Expert report of Dwight L. Jaggard (redacted) - expert witness retained by Fractus, Fractus, 20110223, Pages: ii-vi, 12-24	
	29	Expert report of Stuart Long (redacted) - expert witness retained by Fractus, Fractus, 20110223	
	30	Fractus' Claim Construction Presentation - Markman Hearing, Fractus, 20100902	
	31	Letter from Baker Botts to Howison & Arnott LLP including exhibits, Defendants - Baker Botts, 20100805	
	32	Letter from Baker Botts to Kenyon & Kenyon LLP, Winstead PC and Howison & Arnott LLP including exhibits., Defendants - Baker Botts, 20091028	
	33	Oral and videotaped deposition of Dr. Stuart Long - Volume 1, , 20110311	

INFORMATION DISCLOSURE STATEMENT BY APPLICANT (Not for submission under 37 CFR 1.99)		
	Application Number	
	Filing Date	
	First Named Inventor	Carles PUENTE BALIARDA
	Art Unit	
	Examiner Name	
	Attorney Docket Number	0690.0023CN5

	34	Oral and videotaped deposition of Dr. Stuart Long - Volume 2, Fractus, 20110313	
	35	Oral and videotaped deposition of Dr. Stuart Long - Volume 3, Fractus, 20110314	
	36	Oral and videotaped deposition of Dr. Warren L. Stutzman - Volume 1, Fractus, 20110303	
	37	Oral and videotaped deposition of Dr. Warren L. Stutzman - Volume 2, Fractus, 20110304	
	38	Rebuttal expert report of Dr. Dwight L. Jaggard (redacted version), Fractus, 20110216	
	39	Rebuttal expert report of Dr. Stuart A. Long (redacted version), Fractus, 20110216	
	40	Rebuttal expert report of Dr. Warren L. Stutzman (redacted version), Fractus, 20110216	
	41	The oral and videotaped deposition of Dwight Jaggard. Volume 1, Defendants, 20110308	
	42	The oral and videotaped deposition of Dwight Jaggard. Volume 2, Defendants, 20110309	
	43	The oral and videotaped deposition of Dwight Jaggard. Volume 3, Defendants, 20110310	
	44	Transcript of jury trial before the Honorable Leonard Davis - May 18, 2011 - 1:00 PM, Court, 20110518	

INFORMATION DISCLOSURE STATEMENT BY APPLICANT (Not for submission under 37 CFR 1.99)		
	Application Number	
	Filing Date	
	First Named Inventor	Carles PUENTE BALIARDA
	Art Unit	
	Examiner Name	
	Attorney Docket Number	0690.0023CN5

	45	Transcript of jury trial before the Honorable Leonard Davis - May 18, 2011 - 8:45 AM, Court, 20110518	
	46	Transcript of jury trial before the Honorable Leonard Davis - May 19, 2011 - 1:00 PM, Court, 20110519	
	47	Transcript of jury trial before the Honorable Leonard Davis - May 19, 2011 - 8:45 AM, Court, 20110519	
	48	Transcript of jury trial before the Honorable Leonard Davis - May 20, 2011 - 12:30 PM, Court, 20110520	
	49	Transcript of jury trial before the Honorable Leonard Davis - May 20, 2011 - 8:30 AM, Court, 20110520	
	50	Transcript of jury trial before the Honorable Leonard Davis - May 23, 2011 - 8:55 AM, Court, 20110523	

If you wish to add additional non-patent literature document citation information please click the Add button Add

EXAMINER SIGNATURE

Examiner Signature		Date Considered	

*EXAMINER: Initial if reference considered, whether or not citation is in conformance with MPEP 609. Draw line through a citation if not in conformance and not considered. Include copy of this form with next communication to applicant.

[1] See Kind Codes of USPTO Patent Documents at www.USPTO.GOV or MPEP 901.04. [2] Enter office that issued the document, by the two-letter code (WIPO Standard ST.3). [3] For Japanese patent documents, the indication of the year of the reign of the Emperor must precede the serial number of the patent document. [4] Kind of document by the appropriate symbols as indicated on the document under WIPO Standard ST.16 if possible. [5] Applicant is to place a check mark here if English language translation is attached.

INFORMATION DISCLOSURE STATEMENT BY APPLICANT (Not for submission under 37 CFR 1.99)		
	Application Number	
	Filing Date	
	First Named Inventor	Carles PUENTE BALIARDA
	Art Unit	
	Examiner Name	
	Attorney Docket Number	0690.0023CN5

CERTIFICATION STATEMENT

Please see 37 CFR 1.97 and 1.98 to make the appropriate selection(s):

That each item of information contained in the information disclosure statement was first cited in any communication from a foreign patent office in a counterpart foreign application not more than three months prior to the filing of the information disclosure statement. See 37 CFR 1.97(e)(1).

OR

☐ That no item of information contained in the information disclosure statement was cited in a communication from a foreign patent office in a counterpart foreign application, and, to the knowledge of the person signing the certification after making reasonable inquiry, no item of information contained in the information disclosure statement was known to any individual designated in 37 CFR 1.56(c) more than three months prior to the filing of the information disclosure statement. See 37 CFR 1.97(e)(2).

See attached certification statement.

The fee set forth in 37 CFR 1.17 (p) has been submitted herewith.

☒ A certification statement is not submitted herewith.

SIGNATURE

A signature of the applicant or representative is required in accordance with CFR 1.33, 10.18. Please see CFR 1.4(d) for the form of the signature.

Signature	/Patrick J. Finnan/	Date (YYYY-MM-DD)	2021-04-30
Name/Print	Patrick J. Finnan	Registration Number	39189

This collection of information is required by 37 CFR 1.97 and 1.98. The information is required to obtain or retain a benefit by the public which is to file (and by the USPTO to process) an application. Confidentiality is governed by 35 U.S.C. 122 and 37 CFR 1.14. This collection is estimated to take 1 hour to complete, including gathering, preparing and submitting the completed application form to the USPTO. Time will vary depending upon the individual case. Any comments on the amount of time you require to complete this form and/or suggestions for reducing this burden, should be sent to the Chief Information Officer, U.S. Patent and Trademark Office, U.S. Department of Commerce, P.O. Box 1450, Alexandria, VA 22313-1450. DO NOT SEND FEES OR COMPLETED FORMS TO THIS ADDRESS. **SEND TO: Commissioner for Patents, P.O. Box 1450, Alexandria, VA 22313-1450.**

Privacy Act Statement

The Privacy Act of 1974 (P.L. 93-579) requires that you be given certain information in connection with your submission of the attached form related to a patent application or patent. Accordingly, pursuant to the requirements of the Act, please be advised that: (1) the general authority for the collection of this information is 35 U.S.C. 2(b)(2); (2) furnishing of the information solicited is voluntary; and (3) the principal purpose for which the information is used by the U.S. Patent and Trademark Office is to process and/or examine your submission related to a patent application or patent. If you do not furnish the requested information, the U.S. Patent and Trademark Office may not be able to process and/or examine your submission, which may result in termination of proceedings or abandonment of the application or expiration of the patent.

The information provided by you in this form will be subject to the following routine uses:

1. The information on this form will be treated confidentially to the extent allowed under the Freedom of Information Act (5 U.S.C. 552) and the Privacy Act (5 U.S.C. 552a). Records from this system of records may be disclosed to the Department of Justice to determine whether the Freedom of Information Act requires disclosure of these record s.

2. A record from this system of records may be disclosed, as a routine use, in the course of presenting evidence to a court, magistrate, or administrative tribunal, including disclosures to opposing counsel in the course of settlement negotiations.

3. A record in this system of records may be disclosed, as a routine use, to a Member of Congress submitting a request involving an individual, to whom the record pertains, when the individual has requested assistance from the Member with respect to the subject matter of the record.

4. A record in this system of records may be disclosed, as a routine use, to a contractor of the Agency having need for the information in order to perform a contract. Recipients of information shall be required to comply with the requirements of the Privacy Act of 1974, as amended, pursuant to 5 U.S.C. 552a(m).

5. A record related to an International Application filed under the Patent Cooperation Treaty in this system of records may be disclosed, as a routine use, to the International Bureau of the World Intellectual Property Organization, pursuant to the Patent Cooperation Treaty.

6. A record in this system of records may be disclosed, as a routine use, to another federal agency for purposes of National Security review (35 U.S.C. 181) and for review pursuant to the Atomic Energy Act (42 U.S.C. 218(c)).

7. A record from this system of records may be disclosed, as a routine use, to the Administrator, General Services, or his/her designee, during an inspection of records conducted by GSA as part of that agency's responsibility to recommend improvements in records management practices and programs, under authority of 44 U.S.C. 2904 and 2906. Such disclosure shall be made in accordance with the GSA regulations governing inspection of records for this purpose, and any other relevant (i.e., GSA or Commerce) directive. Such disclosure shall not be used to make determinations about individuals.

8. A record from this system of records may be disclosed, as a routine use, to the public after either publication of the application pursuant to 35 U.S.C. 122(b) or issuance of a patent pursuant to 35 U.S.C. 151. Further, a record may be disclosed, subject to the limitations of 37 CFR 1.14, as a routine use, to the public if the record was filed in an application which became abandoned or in which the proceedings were terminated and which application is referenced by either a published application, an application open to public inspections or an issued patent.

9. A record from this system of records may be disclosed, as a routine use, to a Federal, State, or local law enforcement agency, if the USPTO becomes aware of a violation or potential violation of law or regulation.

Doc code: IDS
Doc description: Information Disclosure Statement (IDS) Filed

PTO/SB/08a (02-18)
Approved for use through 11/30/2020. OMB 0651-0031
U.S. Patent and Trademark Office; U.S. DEPARTMENT OF COMMERCE
Under the Paperwork Reduction Act of 1995, no persons are required to respond to a collection of information unless it contains a valid OMB control number.

INFORMATION DISCLOSURE STATEMENT BY APPLICANT (**Not for submission under 37 CFR 1.99)**		
	Application Number	
	Filing Date	
	First Named Inventor	Carles PUENTE BALIARDA
	Art Unit	
	Examiner Name	
	Attorney Docket Number	0690.0023CN5

U.S.PATENTS Remove

Examiner Initial*	Cite No	Patent Number	Kind Code[1]	Issue Date	Name of Patentee or Applicant of cited Document	Pages,Columns,Lines where Relevant Passages or Relevant Figures Appear
	1					

If you wish to add additional U.S. Patent citation information please click the Add button. Add

U.S.PATENT APPLICATION PUBLICATIONS Remove

Examiner Initial*	Cite No	Publication Number	Kind Code[1]	Publication Date	Name of Patentee or Applicant of cited Document	Pages,Columns,Lines where Relevant Passages or Relevant Figures Appear
	1					

If you wish to add additional U.S. Published Application citation information please click the Add button. Add

FOREIGN PATENT DOCUMENTS Remove

Examiner Initial*	Cite No	Foreign Document Number[3]	Country Code[2] i	Kind Code[4]	Publication Date	Name of Patentee or Applicant of cited Document	Pages,Columns,Lines where Relevant Passages or Relevant Figures Appear	T[5]
	1							

If you wish to add additional Foreign Patent Document citation information please click the Add button Add

NON-PATENT LITERATURE DOCUMENTS Remove

Examiner Initials*	Cite No	Include name of the author (in CAPITAL LETTERS), title of the article (when appropriate), title of the item (book, magazine, journal, serial, symposium, catalog, etc), date, pages(s), volume-issue number(s), publisher, city and/or country where published.	T[5]

INFORMATION DISCLOSURE STATEMENT BY APPLICANT (Not for submission under 37 CFR 1.99)		
	Application Number	
	Filing Date	
	First Named Inventor	Carles PUENTE BALIARDA
	Art Unit	
	Examiner Name	
	Attorney Docket Number	0690.0023CN5

	1	Transcript of jury trial before the Honorable Leonard Davis US District Judge - May 17, 2011 - 8:00 AM, Court, 20110517	
	2	Transcript of jury trial before the Honorable Leonard Davis, US District Judge - May 17, 2011 - 1:10 PM, Court, 20110517	
	3	Transcript of pretrial hearing before the Honorable Leonard Davis, US District Judge - May 16, 2011 - 2:00 PM, Court, 20110516	
	4	CN00818542 - Response to Office Action dated on November 5, 2004, Herrero & Asociados, 20050331	
	5	CN01823716 - Office action dated on February 16, 2007, CN-PTO, 20070216	
	6	CN01823716 - Response to the office action dated on February 16, 2007, CN-PTO, 20070821	
	7	CN01823716 - Response to the office action dated on September 21, 2007, CN-PTO, 20071203	
	8	EP00909089 - Claims, Herrero & Asociados, 20050128	
	9	EP00909089 - Minutes from Oral Proceedings, EPO, 20050128	
	10	EP00909089 - Office Action dated on February 07, 2003, EPO, 20030207	
	11	EP00909089 - Response to Office Action dated on February 7, 2003, Herrero & Asociados, 20030814	

INFORMATION DISCLOSURE STATEMENT BY APPLICANT (Not for submission under 37 CFR 1.99)		
	Application Number	
	Filing Date	
	First Named Inventor	Carles PUENTE BALIARDA
	Art Unit	
	Examiner Name	
	Attorney Docket Number	0690.0023CN5

	12	EP00909089 - Summons to attend oral proceedings, EPO, 20041028	
	13	EP00909089 - Written submissions, Herrero & Asociados, 20041215	
	14	EP05012854 - Communication of the board of appeal, EPO, 20101230	
	15	EP05012854 - Decision of the Technical Board of Appeal of the European Patent Office dated April 20, 2012, EPO, 20120420	
	16	PCT/EP00/00411 - International preliminary examination report dated on August 29, 2002 - Notification concerning documents transmitted, EPO, 20020829	
	17	PCT/EP00/00411 - Invitation to restrict or to pay additional fees dated on March 5, 2002, EPO, 20020305	
	18	PCT/ES99/00296 - Reply to the Written Opinion dated on November 15, 2001 - Declaration of J. Baxter - Exhibit FFF - Herrero & Asociados, 20011115	
	19	US10/102568 - Amendment and response to the Office Action dated on January 23, 2004, Jones Day, 20040526	
	20	US10/102568 - Office Action dated on January 23, 2004, USPTO, 20040123	
	21	US10/102568 - Preliminary Amendment - Exhibit CCCC, Rosenman & Colin LLP, 20020318	
	22	US10/181790 - Office action dated on August 4, 2005, USPTO, 20050804	

INFORMATION DISCLOSURE STATEMENT BY APPLICANT (Not for submission under 37 CFR 1.99)		
	Application Number	
	Filing Date	
	First Named Inventor	Carles PUENTE BALIARDA
	Art Unit	
	Examiner Name	
	Attorney Docket Number	0690.0023CN5

	23	US10/181790 - Office action dated on August 27, 2004, USPTO, 20040827	
	24	US10/181790 - Office action dated on June 2, 2005, USPTO, 20050602	
	25	US10/181790 - Office action dated on March 2, 2005, USPTO, 20050302	
	26	US10/181790 - Response to office action dated on August 27, 2004, Jones Day, 20041208	
	27	US10/181790 - Response to the office action dated on June 2, 2005, Jones Day, 20050720	
	28	US10/181790 - Response to the office action dated on March 2, 2005, Jones Day, 20050314	
	29	US10/182635 - Amendment and response to office action dated on December 13, 2004, Jones Day, 20050317	
	30	US10/182635 - Amendment and response to office action dated on October 04, 2004, Jones Day, 20041112	
	31	US10/182635 - Notice of Allowance dated on April 11, 2005, USPTO, 20050411	
	32	US10/182635 - Office Action dated on December 13, 2004, USPTO, 20041213	
	33	US10/182635 - Office action dated on October 4, 2004, USPTO, 20041004	

INFORMATION DISCLOSURE STATEMENT BY APPLICANT (Not for submission under 37 CFR 1.99)		
	Application Number	
	Filing Date	
	First Named Inventor	Carles PUENTE BALIARDA
	Art Unit	
	Examiner Name	
	Attorney Docket Number	0690.0023CN5

	34	US10/371676 - Amendment and response to final rejection dated on October 06, 2001, Kyocera, 20041203	
	35	US10/422578 - Advisory Action before the filing of an Appeal Brief, USPTO, 20050623	
	36	US10/422578 - Office Action dated on April 7, 2005, USPTO, 20050407	
	37	US10/422578 - Office Action dated on August 23, 2007, USPTO, 20070823	
	38	US10/422578 - Office Action dated on August 24, 2005, USPTO, 20050824	
	39	US10/422578 - Office Action dated on January 26, 2006, USPTO, 20060126	
	40	US10/422578 - Office Action dated on March 12, 2007, USPTO, 20070312	
	41	US10/422578 - Office action dated on March 26, 2008, USPTO, 20080326	
	42	US10/422578 - Office Action dated on October 4, 2004, USPTO, 20041004	
	43	US10/422578 - Request for Continued Examination with response to the office action dated on April 7, 2005 and the advisory action dated on June 23, 2005, Jones Day, 20050808	
	44	US10/422578 - Response to the Office Action dated on April 7, 2005, Jones Day, 20050531	

INFORMATION DISCLOSURE STATEMENT BY APPLICANT (Not for submission under 37 CFR 1.99)		
	Application Number	
	Filing Date	
	First Named Inventor	Carles PUENTE BALIARDA
	Art Unit	
	Examiner Name	
	Attorney Docket Number	0690.0023CN5

	45	US10/422578 - Response to the Office Action dated on October 4, 2004, Jones Day, 20050106	
	46	US10/422578 - Response to the Office Action mailed on January 26, 2006 and Advisory Action mailed on March 29, 2006, Jones Day, 20060501	
	47	US10/797732 - Office action dated on August 9, 2007, USPTO, 20070809	
	48	US10/797732 - Response to Office Action dated August 9, 2007, Winstead, 20071108	
	49	US10/822933 - Notice of allowance dated on October 18, 2007, USPTO, 20071018	
	50	US10/822933 - Office Action dated on October 05, 2006, USPTO, 20061005	

If you wish to add additional non-patent literature document citation information please click the Add button Add

EXAMINER SIGNATURE

Examiner Signature		Date Considered	

*EXAMINER: Initial if reference considered, whether or not citation is in conformance with MPEP 609. Draw line through a citation if not in conformance and not considered. Include copy of this form with next communication to applicant.

[1] See Kind Codes of USPTO Patent Documents at www.USPTO.GOV or MPEP 901.04. [2] Enter office that issued the document, by the two-letter code (WIPO Standard ST.3). [3] For Japanese patent documents, the indication of the year of the reign of the Emperor must precede the serial number of the patent document. [4] Kind of document by the appropriate symbols as indicated on the document under WIPO Standard ST.16 if possible. [5] Applicant is to place a check mark here if English language translation is attached.

INFORMATION DISCLOSURE STATEMENT BY APPLICANT (Not for submission under 37 CFR 1.99)		
	Application Number	
	Filing Date	
	First Named Inventor	Carles PUENTE BALIARDA
	Art Unit	
	Examiner Name	
	Attorney Docket Number	0690.0023CN5

CERTIFICATION STATEMENT

Please see 37 CFR 1.97 and 1.98 to make the appropriate selection(s):

That each item of information contained in the information disclosure statement was first cited in any communication from a foreign patent office in a counterpart foreign application not more than three months prior to the filing of the information disclosure statement. See 37 CFR 1.97(e)(1).

OR

☐ That no item of information contained in the information disclosure statement was cited in a communication from a foreign patent office in a counterpart foreign application, and, to the knowledge of the person signing the certification after making reasonable inquiry, no item of information contained in the information disclosure statement was known to any individual designated in 37 CFR 1.56(c) more than three months prior to the filing of the information disclosure statement. See 37 CFR 1.97(e)(2).

See attached certification statement.

The fee set forth in 37 CFR 1.17 (p) has been submitted herewith.

☒ A certification statement is not submitted herewith.

SIGNATURE

A signature of the applicant or representative is required in accordance with CFR 1.33, 10.18. Please see CFR 1.4(d) for the form of the signature.

Signature	/Patrick J. Finnan/	Date (YYYY-MM-DD)	2021-04-30
Name/Print	Patrick J. Finnan	Registration Number	39189

This collection of information is required by 37 CFR 1.97 and 1.98. The information is required to obtain or retain a benefit by the public which is to file (and by the USPTO to process) an application. Confidentiality is governed by 35 U.S.C. 122 and 37 CFR 1.14. This collection is estimated to take 1 hour to complete, including gathering, preparing and submitting the completed application form to the USPTO. Time will vary depending upon the individual case. Any comments on the amount of time you require to complete this form and/or suggestions for reducing this burden, should be sent to the Chief Information Officer, U.S. Patent and Trademark Office, U.S. Department of Commerce, P.O. Box 1450, Alexandria, VA 22313-1450. DO NOT SEND FEES OR COMPLETED FORMS TO THIS ADDRESS. **SEND TO: Commissioner for Patents, P.O. Box 1450, Alexandria, VA 22313-1450.**

Privacy Act Statement

The Privacy Act of 1974 (P.L. 93-579) requires that you be given certain information in connection with your submission of the attached form related to a patent application or patent. Accordingly, pursuant to the requirements of the Act, please be advised that: (1) the general authority for the collection of this information is 35 U.S.C. 2(b)(2); (2) furnishing of the information solicited is voluntary; and (3) the principal purpose for which the information is used by the U.S. Patent and Trademark Office is to process and/or examine your submission related to a patent application or patent. If you do not furnish the requested information, the U.S. Patent and Trademark Office may not be able to process and/or examine your submission, which may result in termination of proceedings or abandonment of the application or expiration of the patent.

The information provided by you in this form will be subject to the following routine uses:

1. The information on this form will be treated confidentially to the extent allowed under the Freedom of Information Act (5 U.S.C. 552) and the Privacy Act (5 U.S.C. 552a). Records from this system of records may be disclosed to the Department of Justice to determine whether the Freedom of Information Act requires disclosure of these record s.

2. A record from this system of records may be disclosed, as a routine use, in the course of presenting evidence to a court, magistrate, or administrative tribunal, including disclosures to opposing counsel in the course of settlement negotiations.

3. A record in this system of records may be disclosed, as a routine use, to a Member of Congress submitting a request involving an individual, to whom the record pertains, when the individual has requested assistance from the Member with respect to the subject matter of the record.

4. A record in this system of records may be disclosed, as a routine use, to a contractor of the Agency having need for the information in order to perform a contract. Recipients of information shall be required to comply with the requirements of the Privacy Act of 1974, as amended, pursuant to 5 U.S.C. 552a(m).

5. A record related to an International Application filed under the Patent Cooperation Treaty in this system of records may be disclosed, as a routine use, to the International Bureau of the World Intellectual Property Organization, pursuant to the Patent Cooperation Treaty.

6. A record in this system of records may be disclosed, as a routine use, to another federal agency for purposes of National Security review (35 U.S.C. 181) and for review pursuant to the Atomic Energy Act (42 U.S.C. 218(c)).

7. A record from this system of records may be disclosed, as a routine use, to the Administrator, General Services, or his/her designee, during an inspection of records conducted by GSA as part of that agency's responsibility to recommend improvements in records management practices and programs, under authority of 44 U.S.C. 2904 and 2906. Such disclosure shall be made in accordance with the GSA regulations governing inspection of records for this purpose, and any other relevant (i.e., GSA or Commerce) directive. Such disclosure shall not be used to make determinations about individuals.

8. A record from this system of records may be disclosed, as a routine use, to the public after either publication of the application pursuant to 35 U.S.C. 122(b) or issuance of a patent pursuant to 35 U.S.C. 151. Further, a record may be disclosed, subject to the limitations of 37 CFR 1.14, as a routine use, to the public if the record was filed in an application which became abandoned or in which the proceedings were terminated and which application is referenced by either a published application, an application open to public inspections or an issued patent.

9. A record from this system of records may be disclosed, as a routine use, to a Federal, State, or local law enforcement agency, if the USPTO becomes aware of a violation or potential violation of law or regulation.

Doc code: IDS
Doc description: Information Disclosure Statement (IDS) Filed

PTO/SB/08a (02-18)
Approved for use through 11/30/2020. OMB 0651-0031
U.S. Patent and Trademark Office; U.S. DEPARTMENT OF COMMERCE
Under the Paperwork Reduction Act of 1995, no persons are required to respond to a collection of information unless it contains a valid OMB control number.

INFORMATION DISCLOSURE STATEMENT BY APPLICANT (**Not for submission under 37 CFR 1.99)**		
	Application Number	
	Filing Date	
	First Named Inventor	Carles PUENTE BALIARDA
	Art Unit	
	Examiner Name	
	Attorney Docket Number	0690.0023CN4

U.S.PATENTS Remove

Examiner Initial*	Cite No	Patent Number	Kind Code[1]	Issue Date	Name of Patentee or Applicant of cited Document	Pages,Columns,Lines where Relevant Passages or Relevant Figures Appear
	1					

If you wish to add additional U.S. Patent citation information please click the Add button. Add

U.S.PATENT APPLICATION PUBLICATIONS Remove

Examiner Initial*	Cite No	Publication Number	Kind Code[1]	Publication Date	Name of Patentee or Applicant of cited Document	Pages,Columns,Lines where Relevant Passages or Relevant Figures Appear
	1					

If you wish to add additional U.S. Published Application citation information please click the Add button. Add

FOREIGN PATENT DOCUMENTS Remove

Examiner Initial*	Cite No	Foreign Document Number[3]	Country Code[2] i	Kind Code[4]	Publication Date	Name of Patentee or Applicant of cited Document	Pages,Columns,Lines where Relevant Passages or Relevant Figures Appear	T[5]
	1							

If you wish to add additional Foreign Patent Document citation information please click the Add button Add

NON-PATENT LITERATURE DOCUMENTS Remove

Examiner Initials*	Cite No	Include name of the author (in CAPITAL LETTERS), title of the article (when appropriate), title of the item (book, magazine, journal, serial, symposium, catalog, etc), date, pages(s), volume-issue number(s), publisher, city and/or country where published.	T[5]

INFORMATION DISCLOSURE STATEMENT BY APPLICANT (Not for submission under 37 CFR 1.99)		
	Application Number	
	Filing Date	
	First Named Inventor	Carles PUENTE BALIARDA
	Art Unit	
	Examiner Name	
	Attorney Docket Number	0690.0023CN4

	1	US10/822933 - Response to Office Action dated on October 5, 2006, Jenkens & Gilchrist, 20070104	
	2	US10/963080 - Notice of allowance dated on September 1, 2005., USPTO, 20050901	
	3	US10/963080 - Preliminary amendment - Declaration of J. Baxter - Exhibit W, Jones Day, 20041210	
	4	US11/021597 - Office action dated October 30, 2007, USPTO, 20071030	
	5	US11/021597 - Office Action dated on March 12, 2007, USPTO, 20070312	
	6	US11/021597 - Response to the Office Action dated March 12, 2007, Winstead, 20070809	
	7	US11/021597 - Response to the office action dated October 30, 2007, Winstead, 20071228	
	8	US11/033788 - Response to Office Action dated February 7, 2006, Jenkens & Gilchrist, 20060601	
	9	US11/102390 - Notice of allowance dated on July 6, 2006., USPTO, 20060625	
	10	US11/110052 - Notice of Allowance dated on March 29, 2006, USPTO, 20060331	
	11	US11/110052 - Notice of Allowance dated on May 30, 2006, USPTO, 20060530	

INFORMATION DISCLOSURE STATEMENT BY APPLICANT (Not for submission under 37 CFR 1.99)		
	Application Number	
	Filing Date	
	First Named Inventor	Carles PUENTE BALIARDA
	Art Unit	
	Examiner Name	
	Attorney Docket Number	0690.0023CN4

	12	US11/110052 - Preliminary amendment dated on April 18, 2005, Howison & Arnott, 20050418	
	13	US11/124768 - Amendment in response to non-final office action dated August 23, 2006, Jenkens & Gilchrist, 20061113	
	14	US11/154843 - Amendment and response to office action dated August 2, 2006, Howison & Arnott, 20060811	
	15	US11/154843 - Notice of Allowance dated on October 24, 2006, USPTO, 20061024	
	16	US11/154843 - Office Action dated on August 2, 2006, USPTO, 20060802	
	17	US11/154843 - Office action dated on May 9, 2006, USPTO, 20060509	
	18	US11/179250 - Notice of Allowance dated on January 20, 2007, USPTO, 20070126	
	19	US11/179250 - Response office action, Howison & Arnott, 20050712	
	20	US11/179257 - Notice of allowance dated on October 19, 2006, USPTO, 20061019	
	21	US11/550256 - Office Action dated on January 15, 2008, USPTO, 20080115	
	22	US11/614429 - Office Action dated on August 16, 2010, USPTO, 20100816	

INFORMATION DISCLOSURE STATEMENT BY APPLICANT (Not for submission under 37 CFR 1.99)		
	Application Number	
	Filing Date	
	First Named Inventor	Carles PUENTE BALIARDA
	Art Unit	
	Examiner Name	
	Attorney Docket Number	0690.0023CN4

	23	US11/614429 - Office Action dated on March 7, 2011, USPTO, 20110307	
	24	US11/614429 - Office action dated on March 19, 2013, USPTO, 20130319	
	25	US11/614429 - Office Action dated on May 27, 2011., USPTO, 20110527	
	26	US11/614429 - Response to the Final Office Action dated on May 27, 2011, Winstead, 20111123	
	27	US11/614429 - Response to the Office Action dated on August 16, 2010, Winstead, 20110211	
	28	US11/686804 - Amendment and response to office action dated April 15, 2008, Howison & Arnott, 20080709	
	29	US11/686804 - Notice of Allowance dated on September 9, 2008, USPTO, 20080909	
	30	US11/686804 - Office action dated on April 15, 2008., USPTO, 20080415	
	31	US11/780932 - Preliminary amendment dated on July 20, 2007, Howison & Arnott, 20070720	
	32	US12/309463 - Amendment after final action, Winstead, 20120523	
	33	US12/309463 - Office action, USPTO, 20120328	

INFORMATION DISCLOSURE STATEMENT BY APPLICANT (Not for submission under 37 CFR 1.99)		
	Application Number	
	Filing Date	
	First Named Inventor	Carles PUENTE BALIARDA
	Art Unit	
	Examiner Name	
	Attorney Docket Number	0690.0023CN4

	34	US12/309463 - Office action dated on August 04, 2011, USPTO, 20110804	
	35	US12/309463 - Response to non-final office action dated on August 4, 2011, Winstead, 20120123	
	36	US12/347462 - Amendment and response to office action dated October 28, 2009, Howison & Arnott, 20100315	
	37	US12/347462 - Amendment and response to office action dated on December 7, 2011, Howison & Arnott, 20120403	
	38	US12/347462 - Notice of allowance dated on April 13, 2012, USPTO, 20120413	
	39	US12/347462 - Notice of Allowance dated on April 19, 2010, USPTO, 20100419	
	40	US12/347462 - Notice of Allowance dated on June 29, 2010, USPTO, 20100629	
	41	US12/347462 - Notice of Allowance dated on May 18, 2009, USPTO, 20090518	
	42	US12/347462 - Office Action dated on December 07, 2011, USPTO, 20111207	
	43	US12/347462 - Office Action dated on October 28, 2009, USPTO, 20091028	
	44	US12/498090 - Amendment and response to office action dated December 30, 2011, Howison & Arnott, 20120403	

INFORMATION DISCLOSURE STATEMENT BY APPLICANT (Not for submission under 37 CFR 1.99)		
	Application Number	
	Filing Date	
	First Named Inventor	Carles PUENTE BALIARDA
	Art Unit	
	Examiner Name	
	Attorney Docket Number	0690.0023CN4

	45	US12/498090 - Notice of allowance dated on April 13, 2012, USPTO, 20120413	
	46	US12/498090 - Notice of Allowance dated on March 10, 2011, USPTO, 20110310	
	47	US12/498090 - Office Action dated on August 18, 2010, USPTO, 20100818	
	48	US12/498090 - Office action dated on December 30, 2011, USPTO, 20111230	
	49	US12/498090 - Response to office action dated on August 18, 2010, Howison & Arnott, 20110117	
	50	US13/020034 - Amendment and response to office action dated on November 8, 2011, Howison & Arnott, 20120403	

If you wish to add additional non-patent literature document citation information please click the Add button Add

EXAMINER SIGNATURE

Examiner Signature		Date Considered	

*EXAMINER: Initial if reference considered, whether or not citation is in conformance with MPEP 609. Draw line through a citation if not in conformance and not considered. Include copy of this form with next communication to applicant.

[1] See Kind Codes of USPTO Patent Documents at www.USPTO.GOV or MPEP 901.04. [2] Enter office that issued the document, by the two-letter code (WIPO Standard ST.3). [3] For Japanese patent documents, the indication of the year of the reign of the Emperor must precede the serial number of the patent document. [4] Kind of document by the appropriate symbols as indicated on the document under WIPO Standard ST.16 if possible. [5] Applicant is to place a check mark here if English language translation is attached.

INFORMATION DISCLOSURE STATEMENT BY APPLICANT (Not for submission under 37 CFR 1.99)		
	Application Number	
	Filing Date	
	First Named Inventor	Carles PUENTE BALIARDA
	Art Unit	
	Examiner Name	
	Attorney Docket Number	0690.0023CN4

CERTIFICATION STATEMENT

Please see 37 CFR 1.97 and 1.98 to make the appropriate selection(s):

That each item of information contained in the information disclosure statement was first cited in any communication from a foreign patent office in a counterpart foreign application not more than three months prior to the filing of the information disclosure statement. See 37 CFR 1.97(e)(1).

OR

☐ That no item of information contained in the information disclosure statement was cited in a communication from a foreign patent office in a counterpart foreign application, and, to the knowledge of the person signing the certification after making reasonable inquiry, no item of information contained in the information disclosure statement was known to any individual designated in 37 CFR 1.56(c) more than three months prior to the filing of the information disclosure statement. See 37 CFR 1.97(e)(2).

See attached certification statement.

The fee set forth in 37 CFR 1.17 (p) has been submitted herewith.

☒ A certification statement is not submitted herewith.

SIGNATURE

A signature of the applicant or representative is required in accordance with CFR 1.33, 10.18. Please see CFR 1.4(d) for the form of the signature.

Signature	/Patrick J. Finnan/	Date (YYYY-MM-DD)	2021-04-30
Name/Print	Patrick J. Finnan	Registration Number	39189

This collection of information is required by 37 CFR 1.97 and 1.98. The information is required to obtain or retain a benefit by the public which is to file (and by the USPTO to process) an application. Confidentiality is governed by 35 U.S.C. 122 and 37 CFR 1.14. This collection is estimated to take 1 hour to complete, including gathering, preparing and submitting the completed application form to the USPTO. Time will vary depending upon the individual case. Any comments on the amount of time you require to complete this form and/or suggestions for reducing this burden, should be sent to the Chief Information Officer, U.S. Patent and Trademark Office, U.S. Department of Commerce, P.O. Box 1450, Alexandria, VA 22313-1450. DO NOT SEND FEES OR COMPLETED FORMS TO THIS ADDRESS. **SEND TO: Commissioner for Patents, P.O. Box 1450, Alexandria, VA 22313-1450.**

Privacy Act Statement

The Privacy Act of 1974 (P.L. 93-579) requires that you be given certain information in connection with your submission of the attached form related to a patent application or patent. Accordingly, pursuant to the requirements of the Act, please be advised that: (1) the general authority for the collection of this information is 35 U.S.C. 2(b)(2); (2) furnishing of the information solicited is voluntary; and (3) the principal purpose for which the information is used by the U.S. Patent and Trademark Office is to process and/or examine your submission related to a patent application or patent. If you do not furnish the requested information, the U.S. Patent and Trademark Office may not be able to process and/or examine your submission, which may result in termination of proceedings or abandonment of the application or expiration of the patent.

The information provided by you in this form will be subject to the following routine uses:

1. The information on this form will be treated confidentially to the extent allowed under the Freedom of Information Act (5 U.S.C. 552) and the Privacy Act (5 U.S.C. 552a). Records from this system of records may be disclosed to the Department of Justice to determine whether the Freedom of Information Act requires disclosure of these record s.

2. A record from this system of records may be disclosed, as a routine use, in the course of presenting evidence to a court, magistrate, or administrative tribunal, including disclosures to opposing counsel in the course of settlement negotiations.

3. A record in this system of records may be disclosed, as a routine use, to a Member of Congress submitting a request involving an individual, to whom the record pertains, when the individual has requested assistance from the Member with respect to the subject matter of the record.

4. A record in this system of records may be disclosed, as a routine use, to a contractor of the Agency having need for the information in order to perform a contract. Recipients of information shall be required to comply with the requirements of the Privacy Act of 1974, as amended, pursuant to 5 U.S.C. 552a(m).

5. A record related to an International Application filed under the Patent Cooperation Treaty in this system of records may be disclosed, as a routine use, to the International Bureau of the World Intellectual Property Organization, pursuant to the Patent Cooperation Treaty.

6. A record in this system of records may be disclosed, as a routine use, to another federal agency for purposes of National Security review (35 U.S.C. 181) and for review pursuant to the Atomic Energy Act (42 U.S.C. 218(c)).

7. A record from this system of records may be disclosed, as a routine use, to the Administrator, General Services, or his/her designee, during an inspection of records conducted by GSA as part of that agency's responsibility to recommend improvements in records management practices and programs, under authority of 44 U.S.C. 2904 and 2906. Such disclosure shall be made in accordance with the GSA regulations governing inspection of records for this purpose, and any other relevant (i.e., GSA or Commerce) directive. Such disclosure shall not be used to make determinations about individuals.

8. A record from this system of records may be disclosed, as a routine use, to the public after either publication of the application pursuant to 35 U.S.C. 122(b) or issuance of a patent pursuant to 35 U.S.C. 151. Further, a record may be disclosed, subject to the limitations of 37 CFR 1.14, as a routine use, to the public if the record was filed in an application which became abandoned or in which the proceedings were terminated and which application is referenced by either a published application, an application open to public inspections or an issued patent.

9. A record from this system of records may be disclosed, as a routine use, to a Federal, State, or local law enforcement agency, if the USPTO becomes aware of a violation or potential violation of law or regulation.

Doc code: IDS
Doc description: Information Disclosure Statement (IDS) Filed

PTO/SB/08a (02-18)
Approved for use through 11/30/2020. OMB 0651-0031
U.S. Patent and Trademark Office; U.S. DEPARTMENT OF COMMERCE
Under the Paperwork Reduction Act of 1995, no persons are required to respond to a collection of information unless it contains a valid OMB control number.

INFORMATION DISCLOSURE STATEMENT BY APPLICANT (**Not for submission under 37 CFR 1.99)**		
	Application Number	
	Filing Date	
	First Named Inventor	Carles PUENTE BALIARDA
	Art Unit	
	Examiner Name	
	Attorney Docket Number	0690.0023CN5

U.S.PATENTS Remove

Examiner Initial*	Cite No	Patent Number	Kind Code[1]	Issue Date	Name of Patentee or Applicant of cited Document	Pages,Columns,Lines where Relevant Passages or Relevant Figures Appear
	1					

If you wish to add additional U.S. Patent citation information please click the Add button. Add

U.S.PATENT APPLICATION PUBLICATIONS Remove

Examiner Initial*	Cite No	Publication Number	Kind Code[1]	Publication Date	Name of Patentee or Applicant of cited Document	Pages,Columns,Lines where Relevant Passages or Relevant Figures Appear
	1					

If you wish to add additional U.S. Published Application citation information please click the Add button. Add

FOREIGN PATENT DOCUMENTS Remove

Examiner Initial*	Cite No	Foreign Document Number[3]	Country Code[2] i	Kind Code[4]	Publication Date	Name of Patentee or Applicant of cited Document	Pages,Columns,Lines where Relevant Passages or Relevant Figures Appear	T[5]
	1							

If you wish to add additional Foreign Patent Document citation information please click the Add button Add

NON-PATENT LITERATURE DOCUMENTS Remove

Examiner Initials*	Cite No	Include name of the author (in CAPITAL LETTERS), title of the article (when appropriate), title of the item (book, magazine, journal, serial, symposium, catalog, etc), date, pages(s), volume-issue number(s), publisher, city and/or country where published.	T[5]

INFORMATION DISCLOSURE STATEMENT BY APPLICANT (Not for submission under 37 CFR 1.99)		
	Application Number	
	Filing Date	
	First Named Inventor	Carles PUENTE BALIARDA
	Art Unit	
	Examiner Name	
	Attorney Docket Number	0690.0023CN5

	1	US13/020034 - Communication to examiner and preliminary amendment, Howison & Arnott, 20120724	
	2	US13/020034 - Notice of allowance dated April 23, 2012, USPTO, 20120423	
	3	US13/020034 - Notice of allowance dated January 15, 2013, USPTO, 20130115	
	4	US13/020034 - Notice of allowance dated on April 03, 2013, USPTO, 20130403	
	5	US13/020034 - Office Action dated on November 8, 2011, USPTO, 20111108	
	6	US13/038883 - Amendment and response to office action dated December 1, 2011, Howison & Arnott, 20120403	
	7	US13/038883 - Amendment and response to office action dated on July 2, 2013, Howison and Arnott, 20130725	
	8	US13/038883 - Amendment to the claims and RCE, Howison & Arnott, 20130607	
	9	US13/038883 - Communication to examiner and preliminary amendment, Howison & Arnott, 20120810	
	10	US13/038883 - Notice of allowance dated April 30, 2012, USPTO, 20120430	
	11	US13/038883 - Notice of allowance dated August 6, 2013, USPTO, 20130806	

INFORMATION DISCLOSURE STATEMENT BY APPLICANT (Not for submission under 37 CFR 1.99)		
	Application Number	
	Filing Date	
	First Named Inventor	Carles PUENTE BALIARDA
	Art Unit	
	Examiner Name	
	Attorney Docket Number	0690.0023CN5

	12	US13/038883 - Notice of Allowance dated on April 2, 2013, USPTO, 20130402	
	13	US13/038883 - Office action dated on December 1, 2011, USPTO, 20111201	
	14	US13/038883 - Office action dated on July 2, 2013, USPTO, 20130702	
	15	US13/044207 - Amendment and response to office action dated on December 5, 2011, Howison & Arnott, 20120403	
	16	US13/044207 - Amendment and response to office action dated on July 2, 2013, Howison and Arnott, 20130725	
	17	US13/044207 - Amendment to the claims and RCE, Howison & Arnott, 20130607	
	18	US13/044207 - Communication to examiner and preliminary amendment, Howison & Arnott, 20120814	
	19	US13/044207 - Notice of allowance dated August 5, 2013, USPTO, 20130805	
	20	US13/044207 - Notice of allowance dated May 01, 2012, USPTO, 20120501	
	21	US13/044207 - Notice of Allowance dated on April 2, 2013, USPTO, 20130402	
	22	US13/044207 - Office action dated on December 5, 2011, USPTO, 20111205	

INFORMATION DISCLOSURE STATEMENT BY APPLICANT (Not for submission under 37 CFR 1.99)		
	Application Number	
	Filing Date	
	First Named Inventor	Carles PUENTE BALIARDA
	Art Unit	
	Examiner Name	
	Attorney Docket Number	0690.0023CN5

	23	US13/044207 - Office action dated on July 2, 2013, USPTO, 20130702	
	24	US95/000592 - Request for inter partes reexamination for US patent 7202822 including exhibits from CC1 to CC6, Kyocera, 20101116	
	25	US95/000593 - Request for inter partes reexamination for US patent 7148850 including exhibits from CC1 to CC7, Kyocera, 20101116	
	26	US95/000598 - Request for inter partes reexamination for US patent 7148850 including exhibits from C1 to F3, HTC, 20101203	
	27	US95/000610 - Request for inter partes reexamination of US patent no. 7202822 including exhibits C1-I5, HTC, 20101214	
	28	US95/001389 - Office Action for the US patent 7123208 dated on August 12, 2010, USPTO, 20100812	
	29	US95/001390 - Office Action for the US patent 7015868 dated August 19, 2010, USPTO, 20100819	
	30	US95/001390 - Response to the Office Action for the US patent 7015868 dated on August 19, 2010, Sterne Kessler Goldstein Fox, 20101119	
	31	US95/001413 - Request for inter partes reexamination for US patent 7148850 including claim charts from CC-A to CC-F, Samsung, 20100804	
	32	US95/001413 - Request for inter partes reexamination for US patent 7148850. CC-F: Claim Chart Comparing Claims 1, 4, 6, 16, 17, 19, 21, 22, 24-26, 29, 35, 38, 40, 45-48, 51, 53, 57, 58, 61, 65, 66, 69, and 70 to US patent 5363114 Shoemaker, Samsung, 20100801	
	33	US95/001413 - Request for inter partes reexamination for US patent no 7148850. CC-A: Claim Chart Comparing Claims 1, 4, 6, 17, 19, 21, 22, 24-26, 29, 35, 38, 40, 45-48, 51, 53, 58, 61, 65, 66, 69, and 70 to US patent 6140975 Cohen, Samsung, 20100801	

INFORMATION DISCLOSURE STATEMENT BY APPLICANT (Not for submission under 37 CFR 1.99)		
	Application Number	
	Filing Date	
	First Named Inventor	Carles PUENTE BALIARDA
	Art Unit	
	Examiner Name	
	Attorney Docket Number	0690.0023CN5

	34	US95/001413 - Request for inter partes reexamination for US patent no 7148850. CC-B: Claim Chart Comparing Claims 1, 4, 6, 16, 17, 19, 21, 22, 24-26, 29, 35, 38, 40, 45-48, 51, 53, 57, 58, 61, 65, 66, 69 and 70 to US patent 6140975 Cohen, Samsung, 20100801	
	35	US95/001413 - Request for inter partes reexamination for US patent no 7148850. CC-C: Claim Chart Comparing Claims 1, 4, 6, 17, 19, 21, 22, 24-26, 29, 35, 38, 40, 45-48, 53, 58, 61, 65, 66, and 69 to US patent 6140975 Cohen, Samsung, 20100801	
	36	US95/001413 - Request for inter partes reexamination for US patent no 7148850. CC-D: Claim Chart Comparing Claims 1, 4, 6, 16, 17, 19, 21, 22, 24-26, 29, 35, 38, 40, 45-48, 51, 53, 57, 58, 61, 65, 66, and 69 to US patent 6140975 Cohen, Samsung, 20100801	
	37	US95/001413 - Request for inter partes reexamination for US patent no 7148850. CC-E: Claim Chart Comparing Claims 1, 4, 6, 16-17, 19, 21, 22, 24-26, 29, 35, 38, 40, 45-48, 51, 53, 57, 58, 61, 65, 66, 69 and 70 to patent EP0590671B1 Sekine, Samsung, 20100801	
	38	US95/001413 - US95/000593 - Action Closing Prosecution dated on April 20, 2012 for US patent 7148850, USPTO, 20120420	
	39	US95/001413 - US95/000593 - Action closing prosecution dated on July 27, 2012 for US patent 7148850, USPTO, 20120727	
	40	US95/001413 - US95/000593 - Inter partes reexamination certificate for US patent 7148850, USPTO, 20130606	
	41	US95/001413 - US95/000593 - Patent owner amendment in response to the Right of Appeal Notice mailed December 13, 2012 for US patent 7148850, Edell , Shapiro & Finnan, LLC, 20130313	
	42	US95/001413 - US95/000593 - Right of appeal notice for the US7148850, USPTO, 20121213	
	43	US95/001413 - US95/000593 - Third party requester's comments to patent owner's response of October 31, 2011 for US patent 7148850, Samsung - Kyocera, 20120323	
	44	US95/001413 - US95/000593 - US95/000598- Third party requester's comments to patent owner's reply dated on April 11, 2011 for US patent 7148850, Samsung - Kyocera - HTC, 20110502	

INFORMATION DISCLOSURE STATEMENT BY APPLICANT (Not for submission under 37 CFR 1.99)		
	Application Number	
	Filing Date	
	First Named Inventor	Carles PUENTE BALIARDA
	Art Unit	
	Examiner Name	
	Attorney Docket Number	0690.0023CN5

	45	US95/001413 - US95/000593 - US95/000598- Third party requester's comments to patent owner's reply dated on January 10, 2011 for US patent 7148850, Samsung - Kyocera - HTC, 20110209	
	46	US95/001413 - US95/000593 - US95/000598 - Corrected Patent Owner´s Response to First Office Action of October 8, 2010 of US patent no. 7148850, Sterne Kessler Goldstein Fox, 20110411	
	47	US95/001413 - US95/000593 - US95/000598 - Corrected Patent Owner´s Response to First Office Action of October 8, 2010 of US patent no. 7148850 - Exhibit 1, Sterne Kessler Goldstein Fox, 20110411	
	48	US95/001413 - US95/000593 - US95/000598 - Decision Sua Sponte to merge reexamination proceedings of US patent 7148850, USPTO, 20110608	
	49	US95/001413 - US95/000593 - US95/000598 - Office action for the US patent 7148850 dated on October 8, 2010, USPTO, 20101008	
	50	US95/001413 - US95/000593 - US95/000598 - Office Action of US patent 7148850 dated July 29, 2011, USPTO, 20110729	

If you wish to add additional non-patent literature document citation information please click the Add button Add

EXAMINER SIGNATURE

Examiner Signature		Date Considered	

*EXAMINER: Initial if reference considered, whether or not citation is in conformance with MPEP 609. Draw line through a citation if not in conformance and not considered. Include copy of this form with next communication to applicant.

[1] See Kind Codes of USPTO Patent Documents at www.USPTO.GOV or MPEP 901.04. [2] Enter office that issued the document, by the two-letter code (WIPO Standard ST.3). [3] For Japanese patent documents, the indication of the year of the reign of the Emperor must precede the serial number of the patent document. [4] Kind of document by the appropriate symbols as indicated on the document under WIPO Standard ST.16 if possible. [5] Applicant is to place a check mark here if English language translation is attached.

INFORMATION DISCLOSURE STATEMENT BY APPLICANT (Not for submission under 37 CFR 1.99)		
	Application Number	
	Filing Date	
	First Named Inventor	Carles PUENTE BALIARDA
	Art Unit	
	Examiner Name	
	Attorney Docket Number	0690.0023CN5

CERTIFICATION STATEMENT

Please see 37 CFR 1.97 and 1.98 to make the appropriate selection(s):

That each item of information contained in the information disclosure statement was first cited in any communication from a foreign patent office in a counterpart foreign application not more than three months prior to the filing of the information disclosure statement. See 37 CFR 1.97(e)(1).

OR

☐ That no item of information contained in the information disclosure statement was cited in a communication from a foreign patent office in a counterpart foreign application, and, to the knowledge of the person signing the certification after making reasonable inquiry, no item of information contained in the information disclosure statement was known to any individual designated in 37 CFR 1.56(c) more than three months prior to the filing of the information disclosure statement. See 37 CFR 1.97(e)(2).

See attached certification statement.

The fee set forth in 37 CFR 1.17 (p) has been submitted herewith.

☒ A certification statement is not submitted herewith.

SIGNATURE

A signature of the applicant or representative is required in accordance with CFR 1.33, 10.18. Please see CFR 1.4(d) for the form of the signature.

Signature	/Patrick J. Finnan/	Date (YYYY-MM-DD)	2021-04-30
Name/Print	Patrick J. Finnan	Registration Number	39189

This collection of information is required by 37 CFR 1.97 and 1.98. The information is required to obtain or retain a benefit by the public which is to file (and by the USPTO to process) an application. Confidentiality is governed by 35 U.S.C. 122 and 37 CFR 1.14. This collection is estimated to take 1 hour to complete, including gathering, preparing and submitting the completed application form to the USPTO. Time will vary depending upon the individual case. Any comments on the amount of time you require to complete this form and/or suggestions for reducing this burden, should be sent to the Chief Information Officer, U.S. Patent and Trademark Office, U.S. Department of Commerce, P.O. Box 1450, Alexandria, VA 22313-1450. DO NOT SEND FEES OR COMPLETED FORMS TO THIS ADDRESS. **SEND TO: Commissioner for Patents, P.O. Box 1450, Alexandria, VA 22313-1450.**

Privacy Act Statement

The Privacy Act of 1974 (P.L. 93-579) requires that you be given certain information in connection with your submission of the attached form related to a patent application or patent. Accordingly, pursuant to the requirements of the Act, please be advised that: (1) the general authority for the collection of this information is 35 U.S.C. 2(b)(2); (2) furnishing of the information solicited is voluntary; and (3) the principal purpose for which the information is used by the U.S. Patent and Trademark Office is to process and/or examine your submission related to a patent application or patent. If you do not furnish the requested information, the U.S. Patent and Trademark Office may not be able to process and/or examine your submission, which may result in termination of proceedings or abandonment of the application or expiration of the patent.

The information provided by you in this form will be subject to the following routine uses:

1. The information on this form will be treated confidentially to the extent allowed under the Freedom of Information Act (5 U.S.C. 552) and the Privacy Act (5 U.S.C. 552a). Records from this system of records may be disclosed to the Department of Justice to determine whether the Freedom of Information Act requires disclosure of these record s.

2. A record from this system of records may be disclosed, as a routine use, in the course of presenting evidence to a court, magistrate, or administrative tribunal, including disclosures to opposing counsel in the course of settlement negotiations.

3. A record in this system of records may be disclosed, as a routine use, to a Member of Congress submitting a request involving an individual, to whom the record pertains, when the individual has requested assistance from the Member with respect to the subject matter of the record.

4. A record in this system of records may be disclosed, as a routine use, to a contractor of the Agency having need for the information in order to perform a contract. Recipients of information shall be required to comply with the requirements of the Privacy Act of 1974, as amended, pursuant to 5 U.S.C. 552a(m).

5. A record related to an International Application filed under the Patent Cooperation Treaty in this system of records may be disclosed, as a routine use, to the International Bureau of the World Intellectual Property Organization, pursuant to the Patent Cooperation Treaty.

6. A record in this system of records may be disclosed, as a routine use, to another federal agency for purposes of National Security review (35 U.S.C. 181) and for review pursuant to the Atomic Energy Act (42 U.S.C. 218(c)).

7. A record from this system of records may be disclosed, as a routine use, to the Administrator, General Services, or his/her designee, during an inspection of records conducted by GSA as part of that agency's responsibility to recommend improvements in records management practices and programs, under authority of 44 U.S.C. 2904 and 2906. Such disclosure shall be made in accordance with the GSA regulations governing inspection of records for this purpose, and any other relevant (i.e., GSA or Commerce) directive. Such disclosure shall not be used to make determinations about individuals.

8. A record from this system of records may be disclosed, as a routine use, to the public after either publication of the application pursuant to 35 U.S.C. 122(b) or issuance of a patent pursuant to 35 U.S.C. 151. Further, a record may be disclosed, subject to the limitations of 37 CFR 1.14, as a routine use, to the public if the record was filed in an application which became abandoned or in which the proceedings were terminated and which application is referenced by either a published application, an application open to public inspections or an issued patent.

9. A record from this system of records may be disclosed, as a routine use, to a Federal, State, or local law enforcement agency, if the USPTO becomes aware of a violation or potential violation of law or regulation.

Doc code: IDS
Doc description: Information Disclosure Statement (IDS) Filed

PTO/SB/08a (02-18)
Approved for use through 11/30/2020. OMB 0651-0031
U.S. Patent and Trademark Office; U.S. DEPARTMENT OF COMMERCE
Under the Paperwork Reduction Act of 1995, no persons are required to respond to a collection of information unless it contains a valid OMB control number.

INFORMATION DISCLOSURE STATEMENT BY APPLICANT (**Not for submission under 37 CFR 1.99)**		
	Application Number	
	Filing Date	
	First Named Inventor	Carles PUENTE BALIARDA
	Art Unit	
	Examiner Name	
	Attorney Docket Number	0690.0023CN5

U.S.PATENTS Remove

Examiner Initial*	Cite No	Patent Number	Kind Code[1]	Issue Date	Name of Patentee or Applicant of cited Document	Pages,Columns,Lines where Relevant Passages or Relevant Figures Appear
	1					

If you wish to add additional U.S. Patent citation information please click the Add button. Add

U.S.PATENT APPLICATION PUBLICATIONS Remove

Examiner Initial*	Cite No	Publication Number	Kind Code[1]	Publication Date	Name of Patentee or Applicant of cited Document	Pages,Columns,Lines where Relevant Passages or Relevant Figures Appear
	1					

If you wish to add additional U.S. Published Application citation information please click the Add button. Add

FOREIGN PATENT DOCUMENTS Remove

Examiner Initial*	Cite No	Foreign Document Number[3]	Country Code[2] i	Kind Code[4]	Publication Date	Name of Patentee or Applicant of cited Document	Pages,Columns,Lines where Relevant Passages or Relevant Figures Appear	T[5]
	1							

If you wish to add additional Foreign Patent Document citation information please click the Add button Add

NON-PATENT LITERATURE DOCUMENTS Remove

Examiner Initials*	Cite No	Include name of the author (in CAPITAL LETTERS), title of the article (when appropriate), title of the item (book, magazine, journal, serial, symposium, catalog, etc), date, pages(s), volume-issue number(s), publisher, city and/or country where published.	T[5]

INFORMATION DISCLOSURE STATEMENT BY APPLICANT (Not for submission under 37 CFR 1.99)		
	Application Number	
	Filing Date	
	First Named Inventor	Carles PUENTE BALIARDA
	Art Unit	
	Examiner Name	
	Attorney Docket Number	0690.0023CN5

	1	US95/001413 - US95/000593 - US95/000598 - Patent owner´s response to first office action for US patent 7148850 of July 29, 2011, Sterne Kessler Goldstein Fox, 20111031	
	2	US95/001414 - Corrected Patent Owner´s Response to Office Action of October 8, 2010 of US patent no. 7202822, Sterne Kessler Goldstein Fox, 20110411	
	3	US95/001414 - Office action for the US patent 7202822 dated on October 8, 2010, USPTO, 20101008	
	4	US95/001414 - Request for inter partes reexamination for US patent 7202822 including claim charts from CC-A-1 to CCD, Samsung, 20100804	
	5	US95/001414 - Request for inter partes reexamination for US patent no. 7202822 - CC-A-1 - Claim chart comparing claims 1, 4-5, 7-9, 20-21, 25 and 31 of US patent 7202822 to US patent 6140975, Samsung, 20100809	
	6	US95/001414 - Request for inter partes reexamination for US patent no. 7202822 - CC-D - Claim Chart Comparing claims 1, 4-5, 7-9, 12, 13, 15, 18, 21, 25, 29-31, 35, 44, 46, 48 and 52 of US patent no. 7202822 to U.S. Pat.5363114 to Shoemaker, Samsung, 20100804	
	7	US95/001414 - Request for inter partes reexamination for US patent no. 7202822 issued April 10, 2007 - CC-C - Claim Chart Comparing claims 1, 4, 5, 7-9, 12, 13, 15, 18, 21, 25, 29-31, 35, 44, 46, 48 and 52 of US patent no.7202822 to Sanad., Samsung, 20100804	
	8	US95/001414 - Request for inter partes reexamination for US patent no. 7202822. Exhibit CC-A-2. Claim chart comparing claims 1, 4-5, 7-9, 12-13, 15, 18, 20-22, and 31 of US patent 7202822 to US patent 6140975, Samsung, 20100809	
	9	US95/001414 - Request for inter partes reexamination for US patent no. 7202822. Exhibit CC-A-3. Claim Chart Comparing claims 1, 4, 5, 7-9, 12, 13, 15, 18, 20-25, 29-31, 35, 44, 46, 48, 52 and 53 of US patent 7202822 to US patent 6140975, Samsung, 20100809	
	10	US95/001414 - Request for inter partes reexamination for US patent no. 7202822. Exhibit CC-A-4 Claim Chart Comparing claims 1, 4, 5, 7-9, 12, 13, 15, 18, 20-25, 29-31, 35, 44, 46, 48, 52 and 53 of US patent 7202822 to US patent 6140975, Samsung, 20100809	
	11	US95/001414 - Request for inter partes reexamination for US patent no. 7202822. Exhibit CC-B Claim Chart Comparing claims 1, 4, 5, 7-9, 13, 15, 18, 20-25, 29-31, 35, 44, 46, 48, 52, and 53 of US 7202822 to Sekine, Samsung, 20100809	

INFORMATION DISCLOSURE STATEMENT BY APPLICANT (Not for submission under 37 CFR 1.99)		
	Application Number	
	Filing Date	
	First Named Inventor	Carles PUENTE BALIARDA
	Art Unit	
	Examiner Name	
	Attorney Docket Number	0690.0023CN5

	12	US95/001414 - Request for inter partes reexamination of US patent no. 7202822 issued April 10, 2007 - OTH-B - Samsung SCH U340, Samsung, 20100810	
	13	US95/001414 - Request for inter partes reexamination of US patent no. 7202822 issued April 10, 2007 - OTH-C - Samsung SCH-R500, Samsung, 20100810	
	14	US95/001414 - Request for inter partes reexamination of US patent no. 7202822 issued April 10, 2007 - OTH-D - Civil Action No. 6:09-cv-00203, Samsung, 20100528	
	15	US95/001414 - Third party requester's comments to patent owner's reply dated on January 10, 2011 for US patent 7202822, Samsung, 20110209	
	16	US95/001414 - US95/000592 - Action closing prosecution dated August 9, 2012 for US patent 7202822, USPTO, 20120809	
	17	US95/001414 - US95/000592 - Action Closing Prosecution dated on April 20, 2012 for US patent 7202822, USPTO, 20120420	
	18	US95/001414 - US95/000592 - Patent owner amendment in response to Right of Appeal Notice mailed on December 13, 2012 for US patent 7202822, Edell , Shapiro & Finnan , LLC, 20130313	
	19	US95/001414 - US95/000592 - Right of appeal notice for the US7202822, USPTO, 20121217	
	20	US95/001414 - US95/000592 - US95/000610 - Decision Sua Sponte to merge reexamination proceedings of US patent 7202822, USPTO, 20110607	
	21	US95/001414 - US95/000592 - US95/000610 - Office Action of US patent 7202822 dated July 29, 2011, USPTO, 20110729	
	22	US95/001414 - US95/000592 - US95/000610 - Patent owner´s response to first office action of July 29, 2011 of US patent 7202822, Sterne Kessler Goldstein Fox, 20111031	

INFORMATION DISCLOSURE STATEMENT BY APPLICANT (Not for submission under 37 CFR 1.99)		
	Application Number	
	Filing Date	
	First Named Inventor	Carles PUENTE BALIARDA
	Art Unit	
	Examiner Name	
	Attorney Docket Number	0690.0023CN5

	23	US95/001414 - US95/000592 - US95/000610 - Third party requester's comments to patent owner's response of October 31, 2011 for US patent 7202822, Samsung - Kyocera - HTC, 20120323	

If you wish to add additional non-patent literature document citation information please click the Add button Add

EXAMINER SIGNATURE

Examiner Signature		Date Considered	

*EXAMINER: Initial if reference considered, whether or not citation is in conformance with MPEP 609. Draw line through a citation if not in conformance and not considered. Include copy of this form with next communication to applicant.

[1] See Kind Codes of USPTO Patent Documents at www.USPTO.GOV or MPEP 901.04. [2] Enter office that issued the document, by the two-letter code (WIPO Standard ST.3). [3] For Japanese patent documents, the indication of the year of the reign of the Emperor must precede the serial number of the patent document. [4] Kind of document by the appropriate symbols as indicated on the document under WIPO Standard ST.16 if possible. [5] Applicant is to place a check mark here if English language translation is attached.

INFORMATION DISCLOSURE STATEMENT BY APPLICANT (Not for submission under 37 CFR 1.99)		
	Application Number	
	Filing Date	
	First Named Inventor	Carles PUENTE BALIARDA
	Art Unit	
	Examiner Name	
	Attorney Docket Number	0690.0023CN5

CERTIFICATION STATEMENT

Please see 37 CFR 1.97 and 1.98 to make the appropriate selection(s):

That each item of information contained in the information disclosure statement was first cited in any communication from a foreign patent office in a counterpart foreign application not more than three months prior to the filing of the information disclosure statement. See 37 CFR 1.97(e)(1).

OR

☐ That no item of information contained in the information disclosure statement was cited in a communication from a foreign patent office in a counterpart foreign application, and, to the knowledge of the person signing the certification after making reasonable inquiry, no item of information contained in the information disclosure statement was known to any individual designated in 37 CFR 1.56(c) more than three months prior to the filing of the information disclosure statement. See 37 CFR 1.97(e)(2).

See attached certification statement.

The fee set forth in 37 CFR 1.17 (p) has been submitted herewith.

☒ A certification statement is not submitted herewith.

SIGNATURE

A signature of the applicant or representative is required in accordance with CFR 1.33, 10.18. Please see CFR 1.4(d) for the form of the signature.

Signature	/Patrick J. Finnan/	Date (YYYY-MM-DD)	2021-04-30
Name/Print	Patrick J. Finnan	Registration Number	39189

This collection of information is required by 37 CFR 1.97 and 1.98. The information is required to obtain or retain a benefit by the public which is to file (and by the USPTO to process) an application. Confidentiality is governed by 35 U.S.C. 122 and 37 CFR 1.14. This collection is estimated to take 1 hour to complete, including gathering, preparing and submitting the completed application form to the USPTO. Time will vary depending upon the individual case. Any comments on the amount of time you require to complete this form and/or suggestions for reducing this burden, should be sent to the Chief Information Officer, U.S. Patent and Trademark Office, U.S. Department of Commerce, P.O. Box 1450, Alexandria, VA 22313-1450. DO NOT SEND FEES OR COMPLETED FORMS TO THIS ADDRESS. **SEND TO: Commissioner for Patents, P.O. Box 1450, Alexandria, VA 22313-1450.**

Privacy Act Statement

The Privacy Act of 1974 (P.L. 93-579) requires that you be given certain information in connection with your submission of the attached form related to a patent application or patent. Accordingly, pursuant to the requirements of the Act, please be advised that: (1) the general authority for the collection of this information is 35 U.S.C. 2(b)(2); (2) furnishing of the information solicited is voluntary; and (3) the principal purpose for which the information is used by the U.S. Patent and Trademark Office is to process and/or examine your submission related to a patent application or patent. If you do not furnish the requested information, the U.S. Patent and Trademark Office may not be able to process and/or examine your submission, which may result in termination of proceedings or abandonment of the application or expiration of the patent.

The information provided by you in this form will be subject to the following routine uses:

1. The information on this form will be treated confidentially to the extent allowed under the Freedom of Information Act (5 U.S.C. 552) and the Privacy Act (5 U.S.C. 552a). Records from this system of records may be disclosed to the Department of Justice to determine whether the Freedom of Information Act requires disclosure of these record s.

2. A record from this system of records may be disclosed, as a routine use, in the course of presenting evidence to a court, magistrate, or administrative tribunal, including disclosures to opposing counsel in the course of settlement negotiations.

3. A record in this system of records may be disclosed, as a routine use, to a Member of Congress submitting a request involving an individual, to whom the record pertains, when the individual has requested assistance from the Member with respect to the subject matter of the record.

4. A record in this system of records may be disclosed, as a routine use, to a contractor of the Agency having need for the information in order to perform a contract. Recipients of information shall be required to comply with the requirements of the Privacy Act of 1974, as amended, pursuant to 5 U.S.C. 552a(m).

5. A record related to an International Application filed under the Patent Cooperation Treaty in this system of records may be disclosed, as a routine use, to the International Bureau of the World Intellectual Property Organization, pursuant to the Patent Cooperation Treaty.

6. A record in this system of records may be disclosed, as a routine use, to another federal agency for purposes of National Security review (35 U.S.C. 181) and for review pursuant to the Atomic Energy Act (42 U.S.C. 218(c)).

7. A record from this system of records may be disclosed, as a routine use, to the Administrator, General Services, or his/her designee, during an inspection of records conducted by GSA as part of that agency's responsibility to recommend improvements in records management practices and programs, under authority of 44 U.S.C. 2904 and 2906. Such disclosure shall be made in accordance with the GSA regulations governing inspection of records for this purpose, and any other relevant (i.e., GSA or Commerce) directive. Such disclosure shall not be used to make determinations about individuals.

8. A record from this system of records may be disclosed, as a routine use, to the public after either publication of the application pursuant to 35 U.S.C. 122(b) or issuance of a patent pursuant to 35 U.S.C. 151. Further, a record may be disclosed, subject to the limitations of 37 CFR 1.14, as a routine use, to the public if the record was filed in an application which became abandoned or in which the proceedings were terminated and which application is referenced by either a published application, an application open to public inspections or an issued patent.

9. A record from this system of records may be disclosed, as a routine use, to a Federal, State, or local law enforcement agency, if the USPTO becomes aware of a violation or potential violation of law or regulation.

Doc code: IDS
Doc description: Information Disclosure Statement (IDS) Filed

PTO/SB/08a (02-18)
Approved for use through 11/30/2020. OMB 0651-0031
U.S. Patent and Trademark Office; U.S. DEPARTMENT OF COMMERCE
Under the Paperwork Reduction Act of 1995, no persons are required to respond to a collection of information unless it contains a valid OMB control number.

INFORMATION DISCLOSURE STATEMENT BY APPLICANT (**Not for submission under 37 CFR 1.99)**		
	Application Number	
	Filing Date	
	First Named Inventor	Carles PUENTE BALIARDA
	Art Unit	
	Examiner Name	
	Attorney Docket Number	0690.0023CN5

U.S.PATENTS Remove

Examiner Initial*	Cite No	Patent Number	Kind Code[1]	Issue Date	Name of Patentee or Applicant of cited Document	Pages,Columns,Lines where Relevant Passages or Relevant Figures Appear
	1	4590614		1986-05-20	ERAT	
	2	5212488		1993-05-18	KONOTCHICK	
	3	7123208		2006-10-17	PUENTE BALIARDA ET AL.	
	4	9099773		2015-08-04	PUENTE BALIARDA ET AL.	
	5	9899727		2018-02-20	PUENTE BALIARDA ET AL.	
	6	10644380		2020-05-05	PUENTE BALIARDA ET AL.	

If you wish to add additional U.S. Patent citation information please click the Add button. Add

U.S.PATENT APPLICATION PUBLICATIONS Remove

Examiner Initial*	Cite No	Publication Number	Kind Code[1]	Publication Date	Name of Patentee or Applicant of cited Document	Pages,Columns,Lines where Relevant Passages or Relevant Figures Appear

INFORMATION DISCLOSURE STATEMENT BY APPLICANT (Not for submission under 37 CFR 1.99)		
	Application Number	
	Filing Date	
	First Named Inventor	Carles PUENTE BALIARDA
	Art Unit	
	Examiner Name	
	Attorney Docket Number	0690.0023CN5

	1	20020140601		2002-10-03	SANADA ET AL.	
	2	20030137461		2003-07-24	PENG	
	3	20050001767		2005-01-06	WULFF ET AL.	
	4	20050184909		2005-08-25	TCHISTIAKOV ET AL.	
	5	20050259013		2005-11-24	GALA GALA ET AL.	
	6	20060044195		2006-03-02	ARKKO ET AL.	
	7	20060082505		2006-04-20	BALIARDA ET AL.	
	8	20060121865		2006-06-08	FRANK ET AL.	

If you wish to add additional U.S. Published Application citation information please click the Add button. Add

FOREIGN PATENT DOCUMENTS Remove

Examiner Initial*	Cite No	Foreign Document Number[3]	Country Code[2] i	Kind Code[4]	Publication Date	Name of Patentee or Applicant of cited Document	Pages,Columns,Lines where Relevant Passages or Relevant Figures Appear	T[5]
	1	1617567	EP		2006-01-18	Samsung Electronics		

If you wish to add additional Foreign Patent Document citation information please click the Add button Add

EFS Web 2.1.18

INFORMATION DISCLOSURE STATEMENT BY APPLICANT (Not for submission under 37 CFR 1.99)		
	Application Number	
	Filing Date	
	First Named Inventor	Carles PUENTE BALIARDA
	Art Unit	
	Examiner Name	
	Attorney Docket Number	0690.0023CN5

NON-PATENT LITERATURE DOCUMENTS			Remove
Examiner Initials*	Cite No	Include name of the author (in CAPITAL LETTERS), title of the article (when appropriate), title of the item (book, magazine, journal, serial, symposium, catalog, etc), date, pages(s), volume-issue number(s), publisher, city and/or country where published.	T[5]
	1	Helmberg , G., Getting acquainted with fractals, Walter de Gruyter, 2007, Preface, p. 50-53.	

If you wish to add additional non-patent literature document citation information please click the Add button Add

EXAMINER SIGNATURE

Examiner Signature		Date Considered	

*EXAMINER: Initial if reference considered, whether or not citation is in conformance with MPEP 609. Draw line through a citation if not in conformance and not considered. Include copy of this form with next communication to applicant.

[1] See Kind Codes of USPTO Patent Documents at www.USPTO.GOV or MPEP 901.04. [2] Enter office that issued the document, by the two-letter code (WIPO Standard ST.3). [3] For Japanese patent documents, the indication of the year of the reign of the Emperor must precede the serial number of the patent document. [4] Kind of document by the appropriate symbols as indicated on the document under WIPO Standard ST.16 if possible. [5] Applicant is to place a check mark here if English language translation is attached.

INFORMATION DISCLOSURE STATEMENT BY APPLICANT (Not for submission under 37 CFR 1.99)		
	Application Number	
	Filing Date	
	First Named Inventor	Carles PUENTE BALIARDA
	Art Unit	
	Examiner Name	
	Attorney Docket Number	0690.0023CN5

CERTIFICATION STATEMENT

Please see 37 CFR 1.97 and 1.98 to make the appropriate selection(s):

That each item of information contained in the information disclosure statement was first cited in any communication from a foreign patent office in a counterpart foreign application not more than three months prior to the filing of the information disclosure statement. See 37 CFR 1.97(e)(1).

OR

☐ That no item of information contained in the information disclosure statement was cited in a communication from a foreign patent office in a counterpart foreign application, and, to the knowledge of the person signing the certification after making reasonable inquiry, no item of information contained in the information disclosure statement was known to any individual designated in 37 CFR 1.56(c) more than three months prior to the filing of the information disclosure statement. See 37 CFR 1.97(e)(2).

See attached certification statement.

The fee set forth in 37 CFR 1.17 (p) has been submitted herewith.

☒ A certification statement is not submitted herewith.

SIGNATURE

A signature of the applicant or representative is required in accordance with CFR 1.33, 10.18. Please see CFR 1.4(d) for the form of the signature.

Signature	/Patrick J. Finnan/	Date (YYYY-MM-DD)	2021-04-30
Name/Print	Patrick J. Finnan	Registration Number	39189

This collection of information is required by 37 CFR 1.97 and 1.98. The information is required to obtain or retain a benefit by the public which is to file (and by the USPTO to process) an application. Confidentiality is governed by 35 U.S.C. 122 and 37 CFR 1.14. This collection is estimated to take 1 hour to complete, including gathering, preparing and submitting the completed application form to the USPTO. Time will vary depending upon the individual case. Any comments on the amount of time you require to complete this form and/or suggestions for reducing this burden, should be sent to the Chief Information Officer, U.S. Patent and Trademark Office, U.S. Department of Commerce, P.O. Box 1450, Alexandria, VA 22313-1450. DO NOT SEND FEES OR COMPLETED FORMS TO THIS ADDRESS. **SEND TO: Commissioner for Patents, P.O. Box 1450, Alexandria, VA 22313-1450.**

Privacy Act Statement

The Privacy Act of 1974 (P.L. 93-579) requires that you be given certain information in connection with your submission of the attached form related to a patent application or patent. Accordingly, pursuant to the requirements of the Act, please be advised that: (1) the general authority for the collection of this information is 35 U.S.C. 2(b)(2); (2) furnishing of the information solicited is voluntary; and (3) the principal purpose for which the information is used by the U.S. Patent and Trademark Office is to process and/or examine your submission related to a patent application or patent. If you do not furnish the requested information, the U.S. Patent and Trademark Office may not be able to process and/or examine your submission, which may result in termination of proceedings or abandonment of the application or expiration of the patent.

The information provided by you in this form will be subject to the following routine uses:

1. The information on this form will be treated confidentially to the extent allowed under the Freedom of Information Act (5 U.S.C. 552) and the Privacy Act (5 U.S.C. 552a). Records from this system of records may be disclosed to the Department of Justice to determine whether the Freedom of Information Act requires disclosure of these record s.

2. A record from this system of records may be disclosed, as a routine use, in the course of presenting evidence to a court, magistrate, or administrative tribunal, including disclosures to opposing counsel in the course of settlement negotiations.

3. A record in this system of records may be disclosed, as a routine use, to a Member of Congress submitting a request involving an individual, to whom the record pertains, when the individual has requested assistance from the Member with respect to the subject matter of the record.

4. A record in this system of records may be disclosed, as a routine use, to a contractor of the Agency having need for the information in order to perform a contract. Recipients of information shall be required to comply with the requirements of the Privacy Act of 1974, as amended, pursuant to 5 U.S.C. 552a(m).

5. A record related to an International Application filed under the Patent Cooperation Treaty in this system of records may be disclosed, as a routine use, to the International Bureau of the World Intellectual Property Organization, pursuant to the Patent Cooperation Treaty.

6. A record in this system of records may be disclosed, as a routine use, to another federal agency for purposes of National Security review (35 U.S.C. 181) and for review pursuant to the Atomic Energy Act (42 U.S.C. 218(c)).

7. A record from this system of records may be disclosed, as a routine use, to the Administrator, General Services, or his/her designee, during an inspection of records conducted by GSA as part of that agency's responsibility to recommend improvements in records management practices and programs, under authority of 44 U.S.C. 2904 and 2906. Such disclosure shall be made in accordance with the GSA regulations governing inspection of records for this purpose, and any other relevant (i.e., GSA or Commerce) directive. Such disclosure shall not be used to make determinations about individuals.

8. A record from this system of records may be disclosed, as a routine use, to the public after either publication of the application pursuant to 35 U.S.C. 122(b) or issuance of a patent pursuant to 35 U.S.C. 151. Further, a record may be disclosed, subject to the limitations of 37 CFR 1.14, as a routine use, to the public if the record was filed in an application which became abandoned or in which the proceedings were terminated and which application is referenced by either a published application, an application open to public inspections or an issued patent.

9. A record from this system of records may be disclosed, as a routine use, to a Federal, State, or local law enforcement agency, if the USPTO becomes aware of a violation or potential violation of law or regulation.

Electronic Acknowledgement Receipt	
EFS ID:	42608341
Application Number:	17246192
International Application Number:	
Confirmation Number:	7433
Title of Invention:	Multiple-Body-Configuration Multimedia and Smartphone Multifunction Wireless Devices
First Named Inventor/Applicant Name:	Carles PUENTE BALIARDA
Customer Number:	27896
Filer:	Patrick J. Finnan/Janet Dorgan
Filer Authorized By:	Patrick J. Finnan
Attorney Docket Number:	0690.0023CN5
Receipt Date:	30-APR-2021
Filing Date:	
Time Stamp:	17:37:43
Application Type:	Utility under 35 USC 111(a)

Payment information:

Submitted with Payment	no

File Listing:

Document Number	Document Description	File Name	File Size(Bytes)/ Message Digest	Multi Part /.zip	Pages (if appl.)
1	Transmittal of New Application	2021-04-30_ContinuingApplicationXML-0023CN5.pdf	135398 309853de571a963f52461f2b86e4c89b7eb27645	no	3

Warnings:

Information:					
2		2021-04-30_CON_Application-0023CN5.pdf	338386 010436a1acbbe09a6d8bb5df8191be4165fc3c70	yes	70
	Multipart Description/PDF files in .zip description				
	Document Description		**Start**	**End**	
	Specification		1	64	
	Claims		65	69	
	Abstract		70	70	
Warnings:					
Information:					
3	Application Data Sheet	2021-04-30_ApplicationDataSheet-0023CN5.pdf	1823193 570400ecbec569839623a372909f4e7f47d95362	no	9
Warnings:					
Information:					
4	Oath or Declaration filed	Declaration-Executed.pdf	1131229 f0117c58d092935ddd76203fba93e7d47bb4401e	no	2
Warnings:					
Information:					
5	Power of Attorney	ExecutedPOA.pdf	1383203 86eb796f023be3b25d0942a840598d30b9cd52dd	no	1
Warnings:					
Information:					
6	Transmittal Letter	2021-04-30_IDSTransmittalLtr-0023CN5.pdf	105117 a52019167b4e9be47d18a006915a1a996c3d1d30	no	2
Warnings:					
Information:					
7	Information Disclosure Statement (IDS) Form (SB08)	2021-04-30_PTO-Form01-0690_0023CN5.pdf	1041743 951874dd268aa023ae7db92cec61736c8c461fc9	no	22

Warnings:					
Information:					
8	Drawings-only black and white line drawings	2021-04-30_Drawings-0023CN5-.pdf	2263078 5db0884721b6c7baa8123be2b7850759a5e0a97f	no	29
Warnings:					
Information:					
9	Information Disclosure Statement (IDS) Form (SB08)	2021-04-30_PTO-Form02-0690_0023CN5.pdf	1040717 d618fb960dd7d597acf0feb37e527d8b906ae871	no	20
Warnings:					
Information:					
10	Information Disclosure Statement (IDS) Form (SB08)	2021-04-30_PTO-Form03-0690_0023CN5.pdf	1040423 3c59b1ef247540d0238f522c0b5d30f5a8577047	no	17
Warnings:					
Information:					
11	Information Disclosure Statement (IDS) Form (SB08)	2021-04-30_PTO-Form04-0690_0023CN5.pdf	1040168 560ac0bc3f5b236293339cec63e49a0a84d39505	no	17
Warnings:					
Information:					
12	Information Disclosure Statement (IDS) Form (SB08)	2021-04-30_PTO-Form05-0690_0023CN5.pdf	1039899 83f436159ca4c5aaf62e1c015ba9f3d5dc77cb48	no	17
Warnings:					
Information:					
13	Information Disclosure Statement (IDS) Form (SB08)	2021-04-30_PTO-Form06-0690_0023CN5.pdf	1039772 4826ac2914f38975788068c1e88b3ef9412960bd	no	16
Warnings:					
Information:					
14	Information Disclosure Statement (IDS) Form (SB08)	2021-04-30_PTO-Form07-0690_0023CN5.pdf	1037285 e906f8166601fcd1ad50efd083a00cb5927e48ff	no	8
Warnings:					
Information:					

A U.S. Patent Number Citation or a U.S. Publication Number Citation is required in the Information Disclosure Statement (IDS) form for autoloading of data into USPTO systems. You may remove the form to add the required data in order to correct the Informational Message if you are citing U.S. References. If you chose not to include U.S. References, the image of the form will be processed and be made available within the Image File Wrapper (IFW) system. However, no data will be extracted from this form. Any additional data such as Foreign Patent Documents or Non Patent Literature will be manually reviewed and keyed into USPTO systems.

15	Information Disclosure Statement (IDS) Form (SB08)	2021-04-30_PTO-Form08-0690_0023CN5.pdf	1037598 a1e7350cf3ae29c123d8ed4222238c47496fdd6c	no	8

Warnings:

Information:

A U.S. Patent Number Citation or a U.S. Publication Number Citation is required in the Information Disclosure Statement (IDS) form for autoloading of data into USPTO systems. You may remove the form to add the required data in order to correct the Informational Message if you are citing U.S. References. If you chose not to include U.S. References, the image of the form will be processed and be made available within the Image File Wrapper (IFW) system. However, no data will be extracted from this form. Any additional data such as Foreign Patent Documents or Non Patent Literature will be manually reviewed and keyed into USPTO systems.

16	Information Disclosure Statement (IDS) Form (SB08)	2021-04-30_PTO-Form09-0690_0023CN5.pdf	1038025 aa09977b72d217548d7da31051fe2ce6568c6c58	no	8

Warnings:

Information:

A U.S. Patent Number Citation or a U.S. Publication Number Citation is required in the Information Disclosure Statement (IDS) form for autoloading of data into USPTO systems. You may remove the form to add the required data in order to correct the Informational Message if you are citing U.S. References. If you chose not to include U.S. References, the image of the form will be processed and be made available within the Image File Wrapper (IFW) system. However, no data will be extracted from this form. Any additional data such as Foreign Patent Documents or Non Patent Literature will be manually reviewed and keyed into USPTO systems.

17	Information Disclosure Statement (IDS) Form (SB08)	2021-04-30_PTO-Form10-0690_0023CN5.pdf	1037307 2ab194123fbfa12f28c88774d4fd4696b90c5c32	no	8

Warnings:

Information:

A U.S. Patent Number Citation or a U.S. Publication Number Citation is required in the Information Disclosure Statement (IDS) form for autoloading of data into USPTO systems. You may remove the form to add the required data in order to correct the Informational Message if you are citing U.S. References. If you chose not to include U.S. References, the image of the form will be processed and be made available within the Image File Wrapper (IFW) system. However, no data will be extracted from this form. Any additional data such as Foreign Patent Documents or Non Patent Literature will be manually reviewed and keyed into USPTO systems.

18	Information Disclosure Statement (IDS) Form (SB08)	2021-04-30_PTO-Form11-0690_0023CN5.pdf	1035002 d84926740a5c10caaf3bebe8cfbd18895f8229ad	no	8

Warnings:

Information:

A U.S. Patent Number Citation or a U.S. Publication Number Citation is required in the Information Disclosure Statement (IDS) form for autoloading of data into USPTO systems. You may remove the form to add the required data in order to correct the Informational Message if you are citing U.S. References. If you chose not to include U.S. References, the image of the form will be processed and be made available within the Image File Wrapper (IFW) system. However, no data will be extracted from this form. Any additional data such as Foreign Patent Documents or Non Patent Literature will be manually reviewed and keyed into USPTO systems.

19	Information Disclosure Statement (IDS) Form (SB08)	2021-04-30_PTO-Form12-0690_0023CN5.pdf	1035011 0553f12d03dbdcb9ec232a191c3a81568ae86369	no	8
Warnings:					
Information:					
A U.S. Patent Number Citation or a U.S. Publication Number Citation is required in the Information Disclosure Statement (IDS) form for autoloading of data into USPTO systems. You may remove the form to add the required data in order to correct the Informational Message if you are citing U.S. References. If you chose not to include U.S. References, the image of the form will be processed and be made available within the Image File Wrapper (IFW) system. However, no data will be extracted from this form. Any additional data such as Foreign Patent Documents or Non Patent Literature will be manually reviewed and keyed into USPTO systems.					
20	Information Disclosure Statement (IDS) Form (SB08)	2021-04-30_PTO-Form13-0690_0023CN5.pdf	1035049 0b5b6752ee22c76d8ae48f64fc7c44ff0e9922a3	no	8
Warnings:					
Information:					
A U.S. Patent Number Citation or a U.S. Publication Number Citation is required in the Information Disclosure Statement (IDS) form for autoloading of data into USPTO systems. You may remove the form to add the required data in order to correct the Informational Message if you are citing U.S. References. If you chose not to include U.S. References, the image of the form will be processed and be made available within the Image File Wrapper (IFW) system. However, no data will be extracted from this form. Any additional data such as Foreign Patent Documents or Non Patent Literature will be manually reviewed and keyed into USPTO systems.					
21	Information Disclosure Statement (IDS) Form (SB08)	2021-04-30_PTO-Form14-0690_0023CN5.pdf	1035032 40f78aa1b1f85f93e5062f2e7ffb4eef4e71409c	no	8
Warnings:					
Information:					
A U.S. Patent Number Citation or a U.S. Publication Number Citation is required in the Information Disclosure Statement (IDS) form for autoloading of data into USPTO systems. You may remove the form to add the required data in order to correct the Informational Message if you are citing U.S. References. If you chose not to include U.S. References, the image of the form will be processed and be made available within the Image File Wrapper (IFW) system. However, no data will be extracted from this form. Any additional data such as Foreign Patent Documents or Non Patent Literature will be manually reviewed and keyed into USPTO systems.					
22	Information Disclosure Statement (IDS) Form (SB08)	2021-04-30_PTO-Form15-0690_0023CN5.pdf	1035062 d9848e0f52edb8014fe5cd0ba6c12d5d8b35c42d	no	8
Warnings:					
Information:					
A U.S. Patent Number Citation or a U.S. Publication Number Citation is required in the Information Disclosure Statement (IDS) form for autoloading of data into USPTO systems. You may remove the form to add the required data in order to correct the Informational Message if you are citing U.S. References. If you chose not to include U.S. References, the image of the form will be processed and be made available within the Image File Wrapper (IFW) system. However, no data will be extracted from this form. Any additional data such as Foreign Patent Documents or Non Patent Literature will be manually reviewed and keyed into USPTO systems.					
23	Information Disclosure Statement (IDS) Form (SB08)	2021-04-30_PTO-Form16-0690_0023CN5.pdf	1034973 d3184cb75975829deee728c09a8cb56b83415ce5	no	8
Warnings:					

Information:					
A U.S. Patent Number Citation or a U.S. Publication Number Citation is required in the Information Disclosure Statement (IDS) form for autoloading of data into USPTO systems. You may remove the form to add the required data in order to correct the Informational Message if you are citing U.S. References. If you chose not to include U.S. References, the image of the form will be processed and be made available within the Image File Wrapper (IFW) system. However, no data will be extracted from this form. Any additional data such as Foreign Patent Documents or Non Patent Literature will be manually reviewed and keyed into USPTO systems.					
24	Information Disclosure Statement (IDS) Form (SB08)	2021-04-30_PTO-Form17-0690_0023CN5.pdf	1034965 6fe2816df66f0cb568bd3cbbef69cc16dfe77a25	no	8
Warnings:					
Information:					
A U.S. Patent Number Citation or a U.S. Publication Number Citation is required in the Information Disclosure Statement (IDS) form for autoloading of data into USPTO systems. You may remove the form to add the required data in order to correct the Informational Message if you are citing U.S. References. If you chose not to include U.S. References, the image of the form will be processed and be made available within the Image File Wrapper (IFW) system. However, no data will be extracted from this form. Any additional data such as Foreign Patent Documents or Non Patent Literature will be manually reviewed and keyed into USPTO systems.					
25	Information Disclosure Statement (IDS) Form (SB08)	2021-04-30_PTO-Form18-0690_0023CN5.pdf	1035219 54598dde8ef8e1c9b7310e024948d3e49ee9591f	no	8
Warnings:					
Information:					
A U.S. Patent Number Citation or a U.S. Publication Number Citation is required in the Information Disclosure Statement (IDS) form for autoloading of data into USPTO systems. You may remove the form to add the required data in order to correct the Informational Message if you are citing U.S. References. If you chose not to include U.S. References, the image of the form will be processed and be made available within the Image File Wrapper (IFW) system. However, no data will be extracted from this form. Any additional data such as Foreign Patent Documents or Non Patent Literature will be manually reviewed and keyed into USPTO systems.					
26	Information Disclosure Statement (IDS) Form (SB08)	2021-04-30_PTO-Form19-0690_0023CN5.pdf	1036122 7b003524bc65fda8a572c8c3f5be3117fb47fef7	no	8
Warnings:					
Information:					
A U.S. Patent Number Citation or a U.S. Publication Number Citation is required in the Information Disclosure Statement (IDS) form for autoloading of data into USPTO systems. You may remove the form to add the required data in order to correct the Informational Message if you are citing U.S. References. If you chose not to include U.S. References, the image of the form will be processed and be made available within the Image File Wrapper (IFW) system. However, no data will be extracted from this form. Any additional data such as Foreign Patent Documents or Non Patent Literature will be manually reviewed and keyed into USPTO systems.					
27	Information Disclosure Statement (IDS) Form (SB08)	2021-04-30_PTO-Form20-0690_0023CN5.pdf	1036792 768cd5e36ba18e0be80cc5480180a64aa6e82210	no	8
Warnings:					
Information:					
A U.S. Patent Number Citation or a U.S. Publication Number Citation is required in the Information Disclosure Statement (IDS) form for autoloading of data into USPTO systems. You may remove the form to add the required data in order to correct the Informational Message if you are citing U.S. References. If you chose not to include U.S. References, the image of the form will be processed and be made available within the Image File Wrapper (IFW) system. However, no data will be extracted from this form. Any additional data such as Foreign Patent Documents or Non Patent Literature will be manually reviewed and keyed into USPTO systems.					

28	Information Disclosure Statement (IDS) Form (SB08)	2021-04-30_PTO-Form21-0690_0023CN5.pdf	1036115 2dccf6cc29b30d4756138706b50c4a93c55e0f5e	no	8
Warnings:					
Information:					
A U.S. Patent Number Citation or a U.S. Publication Number Citation is required in the Information Disclosure Statement (IDS) form for autoloading of data into USPTO systems. You may remove the form to add the required data in order to correct the Informational Message if you are citing U.S. References. If you chose not to include U.S. References, the image of the form will be processed and be made available within the Image File Wrapper (IFW) system. However, no data will be extracted from this form. Any additional data such as Foreign Patent Documents or Non Patent Literature will be manually reviewed and keyed into USPTO systems.					
29	Information Disclosure Statement (IDS) Form (SB08)	2021-04-30_PTO-Form22-0690_0023CN5.pdf	1035997 3f1ca50e4b25aef7402d131a94f738795d51b361	no	8
Warnings:					
Information:					
A U.S. Patent Number Citation or a U.S. Publication Number Citation is required in the Information Disclosure Statement (IDS) form for autoloading of data into USPTO systems. You may remove the form to add the required data in order to correct the Informational Message if you are citing U.S. References. If you chose not to include U.S. References, the image of the form will be processed and be made available within the Image File Wrapper (IFW) system. However, no data will be extracted from this form. Any additional data such as Foreign Patent Documents or Non Patent Literature will be manually reviewed and keyed into USPTO systems.					
30	Information Disclosure Statement (IDS) Form (SB08)	2021-04-30_PTO-Form23-0690_0023CN5.pdf	1035748 74fa9f49363217f8ce9e59a94216aa20169ce0eb	no	8
Warnings:					
Information:					
A U.S. Patent Number Citation or a U.S. Publication Number Citation is required in the Information Disclosure Statement (IDS) form for autoloading of data into USPTO systems. You may remove the form to add the required data in order to correct the Informational Message if you are citing U.S. References. If you chose not to include U.S. References, the image of the form will be processed and be made available within the Image File Wrapper (IFW) system. However, no data will be extracted from this form. Any additional data such as Foreign Patent Documents or Non Patent Literature will be manually reviewed and keyed into USPTO systems.					
31	Information Disclosure Statement (IDS) Form (SB08)	2021-04-30_PTO-Form24-0690_0023CN5.pdf	1036034 c4e69dbef5923007f8913d6621d267689fe2d50f	no	8
Warnings:					
Information:					
A U.S. Patent Number Citation or a U.S. Publication Number Citation is required in the Information Disclosure Statement (IDS) form for autoloading of data into USPTO systems. You may remove the form to add the required data in order to correct the Informational Message if you are citing U.S. References. If you chose not to include U.S. References, the image of the form will be processed and be made available within the Image File Wrapper (IFW) system. However, no data will be extracted from this form. Any additional data such as Foreign Patent Documents or Non Patent Literature will be manually reviewed and keyed into USPTO systems.					
32	Information Disclosure Statement (IDS) Form (SB08)	2021-04-30_PTO-Form25-0690_0023CN5.pdf	1035533 43e6c60fd7eb60f62d609222e5fdc275566f5185	no	6
Warnings:					

Information:					
A U.S. Patent Number Citation or a U.S. Publication Number Citation is required in the Information Disclosure Statement (IDS) form for autoloading of data into USPTO systems. You may remove the form to add the required data in order to correct the Informational Message if you are citing U.S. References. If you chose not to include U.S. References, the image of the form will be processed and be made available within the Image File Wrapper (IFW) system. However, no data will be extracted from this form. Any additional data such as Foreign Patent Documents or Non Patent Literature will be manually reviewed and keyed into USPTO systems.					
33	Information Disclosure Statement (IDS) Form (SB08)	2021-04-30_PTO-Form26-0690_0023CN5.pdf	1034930 ee77fe1191514aabab03964710a2da31b033dd8c	no	5
Warnings:					
Information:					
			Total Files Size (in bytes):	34140125	

This Acknowledgement Receipt evidences receipt on the noted date by the USPTO of the indicated documents, characterized by the applicant, and including page counts, where applicable. It serves as evidence of receipt similar to a Post Card, as described in MPEP 503.

<u>New Applications Under 35 U.S.C. 111</u>
If a new application is being filed and the application includes the necessary components for a filing date (see 37 CFR 1.53(b)-(d) and MPEP 506), a Filing Receipt (37 CFR 1.54) will be issued in due course and the date shown on this Acknowledgement Receipt will establish the filing date of the application.
<u>National Stage of an International Application under 35 U.S.C. 371</u>
If a timely submission to enter the national stage of an international application is compliant with the conditions of 35 U.S.C. 371 and other applicable requirements a Form PCT/DO/EO/903 indicating acceptance of the application as a national stage submission under 35 U.S.C. 371 will be issued in addition to the Filing Receipt, in due course.
<u>New International Application Filed with the USPTO as a Receiving Office</u>
If a new international application is being filed and the international application includes the necessary components for an international filing date (see PCT Article 11 and MPEP 1810), a Notification of the International Application Number and of the International Filing Date (Form PCT/RO/105) will be issued in due course, subject to prescriptions concerning national security, and the date shown on this Acknowledgement Receipt will establish the international filing date of the application.

PATENT APPLICATION FEE DETERMINATION RECORD

Substitute for Form PTO-875

Application or Docket Number: 17/246,192

APPLICATION AS FILED - PART I

FOR	(Column 1) NUMBER FILED	(Column 2) NUMBER EXTRA	SMALL ENTITY RATE($)	SMALL ENTITY FEE($)	OR	OTHER THAN SMALL ENTITY RATE($)	OTHER THAN SMALL ENTITY FEE($)
BASIC FEE (37 CFR 1.16(a), (b), or (c))	N/A	N/A	N/A			N/A	320
SEARCH FEE (37 CFR 1.16(k), (i), or (m))	N/A	N/A	N/A			N/A	700
EXAMINATION FEE (37 CFR 1.16(o), (p), or (q))	N/A	N/A	N/A			N/A	800
TOTAL CLAIMS (37 CFR 1.16(i))	20 minus 20 =	*			OR	x 100 =	0.00
INDEPENDENT CLAIMS (37 CFR 1.16(h))	3 minus 3 =	*				x 480 =	0.00
APPLICATION SIZE FEE (37 CFR 1.16(s))	If the specification and drawings exceed 100 sheets of paper, the application size fee due is $310 ($155 for small entity) for each additional 50 sheets or fraction thereof. See 35 U.S.C. 41(a)(1)(G) and 37 CFR 1.16(s).						0.00
MULTIPLE DEPENDENT CLAIM PRESENT (37 CFR 1.16(j))							0.00
* If the difference in column 1 is less than zero, enter "0" in column 2.			TOTAL			TOTAL	1820

APPLICATION AS AMENDED - PART II

		(Column 1) CLAIMS REMAINING AFTER AMENDMENT		(Column 2) HIGHEST NUMBER PREVIOUSLY PAID FOR	(Column 3) PRESENT EXTRA	SMALL ENTITY RATE($)	SMALL ENTITY ADDITIONAL FEE($)	OR	OTHER THAN SMALL ENTITY RATE($)	OTHER THAN SMALL ENTITY ADDITIONAL FEE($)
AMENDMENT A	Total (37 CFR 1.16(i))	*	Minus	**	=	x =		OR	x =	
	Independent (37 CFR 1.16(h))	*	Minus	***	=	x =		OR	x =	
	Application Size Fee (37 CFR 1.16(s))									
	FIRST PRESENTATION OF MULTIPLE DEPENDENT CLAIM (37 CFR 1.16(j))							OR		
						TOTAL ADD'L FEE		OR	TOTAL ADD'L FEE	

		(Column 1) CLAIMS REMAINING AFTER AMENDMENT		(Column 2) HIGHEST NUMBER PREVIOUSLY PAID FOR	(Column 3) PRESENT EXTRA	RATE($)	ADDITIONAL FEE($)		RATE($)	ADDITIONAL FEE($)
AMENDMENT B	Total (37 CFR 1.16(i))	*	Minus	**	=	x =		OR	x =	
	Independent (37 CFR 1.16(h))	*	Minus	***	=	x =		OR	x =	
	Application Size Fee (37 CFR 1.16(s))									
	FIRST PRESENTATION OF MULTIPLE DEPENDENT CLAIM (37 CFR 1.16(j))							OR		
						TOTAL ADD'L FEE		OR	TOTAL ADD'L FEE	

* If the entry in column 1 is less than the entry in column 2, write "0" in column 3.

** If the "Highest Number Previously Paid For" IN THIS SPACE is less than 20, enter "20".

*** If the "Highest Number Previously Paid For" IN THIS SPACE is less than 3, enter "3".

The "Highest Number Previously Paid For" (Total or Independent) is the highest found in the appropriate box in column 1.

UNITED STATES PATENT AND TRADEMARK OFFICE

UNITED STATES DEPARTMENT OF COMMERCE
United States Patent and Trademark Office
Address: COMMISSIONER FOR PATENTS
P.O. Box 1450
Alexandria, Virginia 22313-1450
www.uspto.gov

APPLICATION NUMBER	FILING or 371(c) DATE	GRP ART UNIT	FIL FEE REC'D	ATTY.DOCKET.NO	TOT CLAIMS	IND CLAIMS
17/246,192	04/30/2021	2845	0.00	0690.0023CN5	20	3

CONFIRMATION NO. 7433

27896
EDELL, SHAPIRO & FINNAN, LLC
9801 Washingtonian Blvd.
Suite 750
Gaithersburg, MD 20878

FILING RECEIPT

OC000000125435277

Date Mailed: 05/10/2021

Receipt is acknowledged of this non-provisional utility patent application. The application will be taken up for examination in due course. Applicant will be notified as to the results of the examination. Any correspondence concerning the application must include the following identification information: the U.S. APPLICATION NUMBER, FILING DATE, NAME OF FIRST INVENTOR, and TITLE OF INVENTION. Fees transmitted by check or draft are subject to collection.

Please verify the accuracy of the data presented on this receipt. If an error is noted on this Filing Receipt, please submit a written request for a corrected Filing Receipt, including a properly marked-up ADS showing the changes with strike-through for deletions and underlining for additions. If you received a "Notice to File Missing Parts" or other Notice requiring a response for this application, please submit any request for correction to this Filing Receipt with your reply to the Notice. When the USPTO processes the reply to the Notice, the USPTO will generate another Filing Receipt incorporating the requested corrections provided that the request is grantable.

Inventor(s)

Carles PUENTE BALIARDA, Barcelona, SPAIN;
Josep MUMBRU, Asnières-sur-Seine, FRANCE;
Jordi ILARIO, Barcelona, SPAIN;

Applicant(s)

Fractus, S.A., Barcelona, SPAIN;

Power of Attorney: The patent practitioners associated with Customer Number 27896

Domestic Priority data as claimed by applicant

This application is a CON of 16/832,820 03/27/2020
which is a CON of 15/856,626 12/28/2017 PAT 10644380
which is a CON of 14/738,090 06/12/2015 PAT 9899727
which is a CON of 14/246,491 04/07/2014 PAT 9099773
which is a CON of 11/614,429 12/21/2006 PAT 8738103
which claims benefit of 60/856,410 11/03/2006
and claims benefit of 60/831,544 07/18/2006

Foreign Applications (You may be eligible to benefit from the **Patent Prosecution Highway** program at the USPTO. Please see http://www.uspto.gov for more information.)
EUROPEAN PATENT OFFICE (EPO) 06117352.2 07/18/2006 No Access Code Provided

Permission to Access Application via Priority Document Exchange: Yes

Permission to Access Search Results: Yes

Applicant may provide or rescind an authorization for access using Form PTO/SB/39 or Form PTO/SB/69 as appropriate.

Request to Retrieve - This application either claims priority to one or more applications filed in an intellectual property Office that participates in the Priority Document Exchange (PDX) program or contains a proper **Request to Retrieve Electronic Priority Application(s)** (PTO/SB/38 or its equivalent). Consequently, the USPTO will attempt to electronically retrieve these priority documents.

If Required, Foreign Filing License Granted: 05/07/2021

The country code and number of your priority application, to be used for filing abroad under the Paris Convention, is **US 17/246,192**

Projected Publication Date: To Be Determined - pending completion of Missing Parts

Non-Publication Request: No

Early Publication Request: No

Title

Multiple-Body-Configuration Multimedia and Smartphone Multifunction Wireless Devices

Preliminary Class

343

Statement under 37 CFR 1.55 or 1.78 for AIA (First Inventor to File) Transition Applications: No

PROTECTING YOUR INVENTION OUTSIDE THE UNITED STATES

Since the rights granted by a U.S. patent extend only throughout the territory of the United States and have no effect in a foreign country, an inventor who wishes patent protection in another country must apply for a patent in a specific country or in regional patent offices. Applicants may wish to consider the filing of an international application under the Patent Cooperation Treaty (PCT). An international (PCT) application generally has the same effect as a regular national patent application in each PCT-member country. The PCT process **simplifies** the filing of patent applications on the same invention in member countries, but **does not result** in a grant of "an international patent" and does not eliminate the need of applicants to file additional documents and fees in countries where patent protection is desired.

Almost every country has its own patent law, and a person desiring a patent in a particular country must make an application for patent in that country in accordance with its particular laws. Since the laws of many countries differ in various respects from the patent law of the United States, applicants are advised to seek guidance from specific foreign countries to ensure that patent rights are not lost prematurely.

Applicants also are advised that in the case of inventions made in the United States, the Director of the USPTO must issue a license before applicants can apply for a patent in a foreign country. The filing of a U.S. patent application serves as a request for a foreign filing license. The application's filing receipt contains further information and guidance as to the status of applicant's license for foreign filing.

Applicants may wish to consult the USPTO booklet, "General Information Concerning Patents" (specifically, the section entitled "Treaties and Foreign Patents") for more information on timeframes and deadlines for filing foreign

patent applications. The guide is available either by contacting the USPTO Contact Center at 800-786-9199, or it can be viewed on the USPTO website at http://www.uspto.gov/web/offices/pac/doc/general/index.html.

For information on preventing theft of your intellectual property (patents, trademarks and copyrights), you may wish to consult the U.S. Government website, http://www.stopfakes.gov. Part of a Department of Commerce initiative, this website includes self-help "toolkits" giving innovators guidance on how to protect intellectual property in specific countries such as China, Korea and Mexico. For questions regarding patent enforcement issues, applicants may call the U.S. Government hotline at 1-866-999-HALT (1-866-999-4258).

LICENSE FOR FOREIGN FILING UNDER

Title 35, United States Code, Section 184

Title 37, Code of Federal Regulations, 5.11 & 5.15

GRANTED

The applicant has been granted a license under 35 U.S.C. 184, if the phrase "IF REQUIRED, FOREIGN FILING LICENSE GRANTED" followed by a date appears on this form. Such licenses are issued in all applications where the conditions for issuance of a license have been met, regardless of whether or not a license may be required as set forth in 37 CFR 5.15. The scope and limitations of this license are set forth in 37 CFR 5.15(a) unless an earlier license has been issued under 37 CFR 5.15(b). The license is subject to revocation upon written notification. The date indicated is the effective date of the license, unless an earlier license of similar scope has been granted under 37 CFR 5.13 or 5.14.

This license is to be retained by the licensee and may be used at any time on or after the effective date thereof unless it is revoked. This license is automatically transferred to any related applications(s) filed under 37 CFR 1.53(d). This license is not retroactive.

The grant of a license does not in any way lessen the responsibility of a licensee for the security of the subject matter as imposed by any Government contract or the provisions of existing laws relating to espionage and the national security or the export of technical data. Licensees should apprise themselves of current regulations especially with respect to certain countries, of other agencies, particularly the Office of Defense Trade Controls, Department of State (with respect to Arms, Munitions and Implements of War (22 CFR 121-128)); the Bureau of Industry and Security, Department of Commerce (15 CFR parts 730-774); the Office of Foreign AssetsControl, Department of Treasury (31 CFR Parts 500+) and the Department of Energy.

NOT GRANTED

No license under 35 U.S.C. 184 has been granted at this time, if the phrase "IF REQUIRED, FOREIGN FILING LICENSE GRANTED" DOES NOT appear on this form. Applicant may still petition for a license under 37 CFR 5.12, if a license is desired before the expiration of 6 months from the filing date of the application. If 6 months has lapsed from the filing date of this application and the licensee has not received any indication of a secrecy order under 35 U.S.C. 181, the licensee may foreign file the application pursuant to 37 CFR 5.15(b).

SelectUSA

The United States represents the largest, most dynamic marketplace in the world and is an unparalleled location for business investment, innovation, and commercialization of new technologies. The U.S. offers tremendous resources and advantages for those who invest and manufacture goods here. Through SelectUSA, our nation works to promote and facilitate business investment. SelectUSA provides information assistance to the international investor community; serves as an ombudsman for existing and potential investors; advocates on behalf of U.S. cities, states, and regions competing for global investment; and counsels U.S. economic development organizations on investment attraction best practices. To learn more about why the United States is the best country in the world to develop technology, manufacture products, deliver services, and grow your business, visit http://www.SelectUSA.gov or call +1-202-482-6800.

UNITED STATES PATENT AND TRADEMARK OFFICE

UNITED STATES DEPARTMENT OF COMMERCE
United States Patent and Trademark Office
Address: COMMISSIONER FOR PATENTS
P.O. Box 1450
Alexandria, Virginia 22313-1450
www.uspto.gov

APPLICATION NUMBER	FILING OR 371(C) DATE	FIRST NAMED APPLICANT	ATTY. DOCKET NO./TITLE
17/246,192	04/30/2021	Carles PUENTE BALIARDA	0690.0023CN5

CONFIRMATION NO. 7433

27896
EDELL, SHAPIRO & FINNAN, LLC
9801 Washingtonian Blvd.
Suite 750
Gaithersburg, MD 20878

FORMALITIES LETTER

OC000000125435278

Date Mailed: 05/10/2021

NOTICE TO FILE MISSING PARTS OF NONPROVISIONAL APPLICATION

FILED UNDER 37 CFR 1.53(b)

Filing Date Granted

Items Required To Avoid Abandonment:

An application number and filing date have been accorded to this application. The item(s) indicated below, however, are missing. Applicant is given **TWO MONTHS** from the date of this Notice within which to file all required items below to avoid abandonment. Extensions of time may be obtained by filing a petition accompanied by the extension fee under the provisions of 37 CFR 1.136(a).

- The statutory basic filing fee is missing.
- The application search fee must be submitted.
- The application examination fee must be submitted.
- Surcharge as set forth in 37 CFR 1.16(f) must be submitted.
  The surcharge is due for any one of:
  - late submission of the basic filing fee, search fee, or examination fee,
  - late submission of inventor's oath or declaration,
  - filing an application that does not contain at least one claim on filing, or
  - submission of an application filed by reference to a previously filed application.

SUMMARY OF FEES DUE:

The fee(s) required within **TWO MONTHS** from the date of this Notice to avoid abandonment is/are itemized below. No entity status discount is in effect. If applicant is qualified for small entity status, a written assertion of small entity status must be submitted to establish small entity status. (See 37 CFR 1.27). If applicant is qualified for micro entity status, an acceptable Certification of Micro Entity Status must be submitted to establish micro entity status. (See 37 CFR 1.29 and forms PTO/SB/15A and 15B.)

- $ **320** basic filing fee.
- $ **160** surcharge.
- $ **700** search fee.
- $ **800** examination fee.
- $(**0**) previous unapplied payment amount.
- $ **1980** TOTAL FEE BALANCE DUE.

Replies must be received in the USPTO within the set time period or must include a proper Certificate of Mailing or Transmission under 37 CFR 1.8 with a mailing or transmission date within the set time period. For more information and a suggested format, see Form PTO/SB/92 and MPEP 512.

Replies should be mailed to:

Mail Stop Missing Parts
Commissioner for Patents
P.O. Box 1450
Alexandria VA 22313-1450

Registered users of EFS-Web may alternatively submit their reply to this notice via EFS-Web, including a copy of this Notice and selecting the document description "Applicant response to Pre-Exam Formalities Notice". https://sportal.uspto.gov/authenticate/AuthenticateUserLocalEPF.html

For more information about EFS-Web please call the USPTO Electronic Business Center at 1-866-217-9197 or visit our website at http://www.uspto.gov/ebc.

If you are not using EFS-Web to submit your reply, you must include a copy of this notice.

Questions about the contents of this notice and the requirements it sets forth should be directed to the Office of Data Management, Application Assistance Unit, at **(571) 272-4000** or **(571) 272-4200** or **1-888-786-0101**.

/llvuong/

IN THE UNITED STATES PATENT AND TRADEMARK OFFICE

Application No.	:	17/246,192
First Named Inventor	:	Carles PUENTE BALIARDA
Confirmation No.	:	7433
Filed	:	April 30, 2021
TC/A.U.	:	2845
Examiner	:	Unknown
Customer No.	:	27896
Docket No.	:	0690.0023CN5
Title	:	Multiple-Body-Configuration Multimedia and Smartphone Multifunction Wireless Devices

Commissioner for Patents
P.O. Box 1450
Alexandria, VA 22313-1450

PRELIMINARY AMENDMENT

Sir:

Prior to examination on the merits, please amend the application as follows:

Amendments to the Claims are reflected in the listing of claims, which begins on page 2 of this paper.

Remarks begin on page 7 of this paper.

Amendments to the Claims:

This listing of claims will replace all prior versions, and listings, of claims in the application.

Listing of Claims:

1-20. (Canceled)

21. (New) A wireless device comprising:

an antenna system comprising a ground plane and at least two antennas within the wireless device, the antenna system comprising:

a first antenna proximate to a first short side of a ground plane rectangle enclosing the ground plane, the first antenna being configured to support at least three frequency bands contained within first and second frequency ranges of the electromagnetic spectrum, the second frequency range being higher in frequency than the first frequency range, the first antenna being configured to transmit and receive signals from a 4G communication standard, the first antenna defining a first antenna contour comprising an entire perimeter of the first antenna, wherein the first antenna contour has a level of complexity defined by complexity factor F_{21} having a value of at least 1.20 and complexity factor F_{32} having a value of at least 1.35; and

a second antenna proximate to a first long side of the ground plane rectangle, and wherein the second antenna is configured to receive signals from a 4G communication standard.

22. (New) The wireless device of claim 21, wherein the second antenna defines an antenna box that is a minimum-sized parallelepiped that completely encloses a volume of the second antenna and wherein each face of the minimum-sized parallelepiped is tangent to at least one point of the volume of the second antenna, an orthogonal projection of the antenna box along a normal to a face with a largest area of the second antenna defining an antenna rectangle, an aspect ratio of the antenna rectangle being defined as a ratio between a width and a height of the antenna rectangle, and wherein the aspect ratio has a value of at least 2.

23. (New) The wireless device of claim 21, wherein the second antenna defines a second antenna contour comprising an entire perimeter of the second antenna, wherein a length of the second antenna contour is greater than four times a diagonal of the antenna rectangle.

24. (New) The wireless device of claim 21, wherein the first antenna is configured to support at least four frequency bands.

25. (New) The wireless device of claim 21, wherein the first antenna is configured to support at least five frequency bands.

26. (New) A wireless device comprising:

an antenna system comprising a ground plane and at least two antennas within the wireless device, the antenna system comprising:

a first antenna configured to provide operation in at least four frequency bands being used by 4G communication standards, wherein at least two of the at least four frequency bands are contained within a first frequency range and at least two of the four frequency bands are contained within a second frequency range, the first frequency range being lower in frequency than the second frequency range, the first antenna defining a first antenna contour comprising an entire perimeter of the first antenna, and wherein the first antenna contour has a level of complexity defined by complexity factor F_{21} having a value of at least 1.20 and complexity factor F_{32} having a value of at least 1.35; and

a second antenna configured to operate in at least one frequency band being used by a 4G communication standard, the second antenna defining an antenna box that is a minimum-sized parallelepiped that completely encloses a volume of the second antenna and wherein each face of the minimum-sized parallelepiped is tangent to at least one point of the volume of the second antenna, an orthogonal projection of the antenna box along a normal to a face with a largest area of the second antenna defining an antenna rectangle, an aspect ratio of the antenna rectangle being defined as a ratio between a

width and a height of the antenna rectangle, and wherein the aspect ratio has a value of at least 2, and wherein at least one of the first and second antennas is close to a first short side of a ground plane rectangle enclosing the ground plane.

27. (New) The wireless device of claim 26, wherein the first antenna contour comprises at least 20 segments.

28. (New) The wireless device of claim 26, wherein at least one of the first and second antennas is close to a first long side of the ground plane rectangle.

29. (New) The wireless device of claim 26, wherein the second antenna defines a second antenna contour comprising an entire perimeter of the second antenna, wherein a length of the second antenna contour is greater than four times a diagonal of the antenna rectangle.

30. (New) The wireless device of claim 26, wherein the antenna system comprises a third antenna configured to provide operation in a wireless communication standard.

31. (New) A wireless device comprising:

an antenna system comprising a ground plane and at least two antennas within the wireless device, the antenna system comprising:

a first antenna configured to provide operation in at least three frequency bands being used by 4G communication standards, the first antenna defining an antenna contour comprising an entire perimeter of the first antenna, the antenna contour comprising at least twenty segments, wherein the antenna contour has a level of complexity defined by complexity factor F_{21} having a value of at least 1.20 and complexity factor F_{32} having a value of at least 1.35, and wherein the first antenna defines an antenna box that is a minimum-sized parallelepiped that completely encloses a volume of the first antenna and wherein each face of the minimum-sized parallelepiped is tangent to at least one point of the volume of the first antenna, an orthogonal projection of the antenna box along a

normal to a face with a largest area of the first antenna defining an antenna rectangle, an aspect ratio of the antenna rectangle being defined as a ratio between a width and a height of the antenna rectangle, wherein the aspect ratio has a value of at least 2; and

a second antenna configured to provide operation in a first wireless service, the second antenna being proximate to a side of a ground plane rectangle enclosing the ground plane.

32. (New) The wireless device of claim 31, wherein the first antenna is configured to support at least four frequency bands.

33. (New) The wireless device of claim 31, wherein the first wireless service is a WiFi communication standard.

34. (New) The wireless device of claim 33, wherein the first wireless service provides operation in the 2400-2480 MHz frequency range and the 5.1-5.9 GHz frequency range.

35. (New) The wireless device of claim 31, wherein the antenna system comprises a third antenna.

36. (New) The wireless device of claim 35, wherein the third antenna is configured to provide operation in the first wireless service.

37. (New) The wireless device of claim 35, wherein the third antenna is configured to provide operation in a second wireless service.

38. (New) The wireless device of claim 37, wherein the second wireless service provides operation in the 902-928 MHz frequency range.

39. (New) The wireless device of claim 35, wherein the antenna system comprises a fourth antenna.

40. (New) The wireless device of claim 39, wherein the fourth antenna is configured to provide operation in a third wireless service.

REMARKS

Prior to examination on the merits, the Examiner is respectfully requested to enter the above preliminary amendments, which introduces new claims 21-40 and cancels claim 1-20.

Applicant hereby petitions for any extension of time that may be necessary to maintain the pendency of this application. The Commissioner is hereby authorized to charge payment of any additional fees required for the above-identified application or credit any overpayment to Deposit Account No. 05-0460.

Dated: August 2, 2021

Respectfully submitted by:

/Patrick J. Finnan/

Patrick J. Finnan
Reg. No. 39189

EDELL, SHAPIRO & FINNAN, LLC
CUSTOMER NO. 27896
9801 Washingtonian Blvd., Suite 750
Gaithersburg, MD 20878
(301) 424-3640

IN THE UNITED STATES PATENT AND TRADEMARK OFFICE

Application No.	:	17/246,192
First Named Inventor	:	Carles PUENTE BALIARDA
Confirmation No.	:	7433
Filed	:	April 30, 2021
TC/A.U.	:	2845
Examiner	:	Unknown
Customer No.	:	27896
Docket No.	:	0690.0023CN5
Title	:	Multiple-Body-Configuration Multimedia and Smartphone Multifunction Wireless Devices

PETITION FOR EXTENSION OF TIME UNDER 37 CFR 1.136(a)

This is a request under the provisions of 37 CFR 1.136(a) to extend the period for filing a reply in the above identified application. The applicant herewith petitions the Director of the United States Patent and Trademark Office to extend the time for reply to the Office action dated May 10, 2021 for 1 month(s) from July 10, 2021 to August 10, 2021.

The requested extension and fee are as follows:

- ☒ One month (37 CFR 1.17(a)(1); $220/$110/$55)
- ☐ Two months (37 CFR 1.17(a)(2); $640/$320/$160)
- ☐ Three months (37 CFR 1.17(a)(3); $1480/$740/$370)
- ☐ Four months (37 CFR 1.17(a)(4); $2320/$1160/$580)
- ☐ Five months (37 CFR 1.17(a)(5); $3160/$1580/$790)

Total Fee Due: $220.00. Credit card payment has been submitted concurrently with the filing of this transmittal.

The Director is hereby authorized to charge any additional appropriate fees that may be required for the above-identified application, and to credit any overpayment, to Deposit Account No. **05-0460**.

Dated: August 2, 2021

Respectfully submitted by:

/Patrick J. Finnan/

Patrick J. Finnan
Reg. No. 39189

EDELL, SHAPIRO & FINNAN, LLC
CUSTOMER NO. 27896
9801 Washingtonian Blvd., Suite 750
Gaithersburg, MD 20878
(301) 424-3640

Electronic Patent Application Fee Transmittal

Application Number:	17246192
Filing Date:	30-Apr-2021
Title of Invention:	Multiple-Body-Configuration Multimedia and Smartphone Multifunction Wireless Devices
First Named Inventor/Applicant Name:	Carles PUENTE BALIARDA
Filer:	Patrick J. Finnan/Janet Dorgan
Attorney Docket Number:	0690.0023CN5

Filed as Large Entity

Filing Fees for Utility under 35 USC 111(a)

Description	Fee Code	Quantity	Amount	Sub-Total in USD($)
Basic Filing:				
UTILITY APPLICATION FILING	1011	1	320	320
UTILITY SEARCH FEE	1111	1	700	700
UTILITY EXAMINATION FEE	1311	1	800	800
Pages:				
Claims:				
Miscellaneous-Filing:				
LATE FILING FEE FOR OATH OR DECLARATION	1051	1	160	160
Petition:				

Description	Fee Code	Quantity	Amount	Sub-Total in USD($)
Patent-Appeals-and-Interference:				
Post-Allowance-and-Post-Issuance:				
Extension-of-Time:				
Extension - 1 month with $0 paid	1251	1	220	220
Miscellaneous:				
		Total in USD ($)		**2200**

Electronic Acknowledgement Receipt	
EFS ID:	43401735
Application Number:	17246192
International Application Number:	
Confirmation Number:	7433
Title of Invention:	Multiple-Body-Configuration Multimedia and Smartphone Multifunction Wireless Devices
First Named Inventor/Applicant Name:	Carles PUENTE BALIARDA
Customer Number:	27896
Filer:	Patrick J. Finnan/Janet Dorgan
Filer Authorized By:	Patrick J. Finnan
Attorney Docket Number:	0690.0023CN5
Receipt Date:	02-AUG-2021
Filing Date:	30-APR-2021
Time Stamp:	16:41:30
Application Type:	Utility under 35 USC 111(a)

Payment information:

Submitted with Payment	yes
Payment Type	CARD
Payment was successfully received in RAM	$2200
RAM confirmation Number	E202182G42090894
Deposit Account	
Authorized User	
The Director of the USPTO is hereby authorized to charge indicated fees and credit any overpayment as follows:	

File Listing:

Document Number	Document Description	File Name	File Size(Bytes)/ Message Digest	Multi Part /.zip	Pages (if appl.)
1	Applicant Response to Pre-Exam Formalities Notice	2021-08-02_NTFMPTransmittalLtr-0023CN5.pdf	81133 f9c22039a2e0f021dc443cd338d4b94b7d853ff8	no	1
Warnings:					
Information:					
2		2021-08-02_PreliminaryAmd-0023CN5.pdf	88827 7a0c0b82bf3a0f272db99280e1a1f9889ffe4818	yes	7

Multipart Description/PDF files in .zip description

Document Description	Start	End
Preliminary Amendment	1	1
Claims	2	6
Applicant Arguments/Remarks Made in an Amendment	7	7

Warnings:					
Information:					
3	Extension of Time	2021-08-02_EOT-1MonthXml-0023CN5.pdf	76271 ab8f4fef23d49517fe88d0e93c82dbb67f7ebd01	no	1
Warnings:					
Information:					
4	Fee Worksheet (SB06)	fee-info.pdf	49531 849c8211bf5f8a09788c22d05b8eb049433f20f3	no	2
Warnings:					
Information:					
		Total Files Size (in bytes):	295762		

This Acknowledgement Receipt evidences receipt on the noted date by the USPTO of the indicated documents, characterized by the applicant, and including page counts, where applicable. It serves as evidence of receipt similar to a Post Card, as described in MPEP 503.

New Applications Under 35 U.S.C. 111

If a new application is being filed and the application includes the necessary components for a filing date (see 37 CFR 1.53(b)-(d) and MPEP 506), a Filing Receipt (37 CFR 1.54) will be issued in due course and the date shown on this Acknowledgement Receipt will establish the filing date of the application.

National Stage of an International Application under 35 U.S.C. 371

If a timely submission to enter the national stage of an international application is compliant with the conditions of 35 U.S.C. 371 and other applicable requirements a Form PCT/DO/EO/903 indicating acceptance of the application as a national stage submission under 35 U.S.C. 371 will be issued in addition to the Filing Receipt, in due course.

New International Application Filed with the USPTO as a Receiving Office

If a new international application is being filed and the international application includes the necessary components for an international filing date (see PCT Article 11 and MPEP 1810), a Notification of the International Application Number and of the International Filing Date (Form PCT/RO/105) will be issued in due course, subject to prescriptions concerning national security, and the date shown on this Acknowledgement Receipt will establish the international filing date of the application.

IN THE UNITED STATES PATENT AND TRADEMARK OFFICE

Application No.	:	17/246,192
First Named Inventor	:	Carles PUENTE BALIARDA
Confirmation No.	:	7433
Filed	:	April 30, 2021
TC/A.U.	:	2845
Examiner	:	Unknown
Customer No.	:	27896
Docket No.	:	0690.0023CN5
Title	:	Multiple-Body-Configuration Multimedia and Smartphone Multifunction Wireless Devices

REPLY TO NOTICE TO FILE MISSING PARTS OF APPLICATION UNDER 37 CFR § 1.52 OR § 1.53 (APPLICANT RESPONSE TO PRE-EXAM FORMALITIES NOTICE)

Enclosed are:

- ☒ Preliminary Amendment
- ☒ Petition for Extension of Time
- ☐ Executed Oath/Declaration (1 page)
- ☐ Power of Attorney (1 page)

and the payment of the following fee(s):

- ☒ Filing fee of $1,820.00 (☐ Applicant claims Small Entity Status)
- ☒ Surcharge fee for Late Filing of Declaration of $160.00
- ☐ Other fees: Surcharge for English Translation: $0.00
- ☒ Other fees: Petition for Extension of Time: $220.00

Total Fee due: $2,200.00

- ☐ Applicant is entitled to **Small Entity Status**
- ☐ Applicant is entitled to **Micro Entity Status**

The Director is hereby authorized to treat any concurrent or future reply, requiring a petition for an extension of time under this paragraph for its timely submission, as incorporating a petition for extension of time for the appropriate length of time. In addition, the Director is hereby authorized to charge any additional appropriate fees that may be required during the pendency of the above-identified application (e.g., in the concurrent or in any future reply), as well as to credit any overpayment, to Deposit Account No. **05-0460**.

Dated: August 2, 2021

Respectfully submitted by:

/Patrick J. Finnan/

Patrick J. Finnan
Reg. No. 39189

EDELL, SHAPIRO & FINNAN, LLC
CUSTOMER NO. 27896
9801 Washingtonian Blvd., Suite 750
Gaithersburg, MD 20878
(301) 424-3640

Europäisches Patentamt
GD1

European Patent Office
DG1

Office européen des brevets
DG1

Bescheinigung	Certificate	Attestation
Die angehefteten Unterlagen stimmen mit der ursprünglich eingereichten Fassung der auf dem nächsten Blatt bezeichneten europäischen Patentanmeldung überein.	The attached documents are exact copies of the European patent application described on the following page, as originally filed.	Les documents fixés à cette attestation sont conformes à la version initialement déposée de la demande de brevet européen spécificée à la page suivante.

Patentanmeldung Nr.	**Patent application No.**	**Demande de brevet n°**

06117352.2 / EP06117352

The organization code and number of your priority application, to be used for filing abroad under the Paris Convention, is EP06117352

Der Präsident des Europäischen Patentamts;
Im Auftrag

For the President of the European Patent Office

Le President de l'Office européen des brevets
p.o.

R.C. van Dijk

Anmeldung Nr:
Application no.: 06117352.2
Demande no:

Anmeldetag:
Date of filing: 18.07.06
Date de dépôt:

Anmelder/Applicant(s)/Demandeur(s):

Fractus, S.A.
Alcalde Barnils, 64-68,
Edificio Testa - mod. C3,
Parque Empresarial San Joan Despi
08190 San Cugat Del Valles (Barcelona)/ES

Bezeichnung der Erfindung/Title of the invention/Titre de l'invention:
(Falls die Bezeichnung der Erfindung nicht angegeben ist, siehe Beschreibung.
If no title is shown please refer to the description.
Si aucun titre n'est indiqué se referer à la description.)

Multifunctional Wireless Device

In anspruch genommene Priorität(en) / Priority(ies) claimed / Priorité(s) revendiquée(s)
Staat/Tag/Aktenzeichen / State/Date/File no. / Pays/Date/Numéro de dépôt:

Internationale Patentklassifikation / International Patent Classification / Classification internationale de brevets:

G06F

Am Anmeldetag benannte Vertragstaaten / Contracting states designated at date of filing / Etats contractants désignées lors du dépôt:

AT BE BG CH CY CZ DE DK EE ES FI FR GB GR HU IE IS IT LI LT LU LV MC NL PL PT RO SE SI SK TR

PATENT APPLICATION

TITLE: **MULTIFUNCTION WIRELESS DEVICE**

INVENTORS: **Josep Mumbrú, Carles Puente, Jordi Ilario**

OWNER: **FRACTUS S.A.**

Multifunction wireless device

The present invention relates to a portable multifunction wireless device.

Object and background of the invention

The present invention is related to a portable multifunction wireless device (MFWD) and in particular to a handheld multifunction wireless device. In some embodiments, the MFWD will take the form of a handheld multimedia terminal (MMT) including wireless connectivity to mobile networks. In some embodiments, the MFWD will take the form of a handheld device combining personal computer capabilities, mobile data and voice services into a single unit (smartphone, SMRT), while in others the MFWD will combine both multimedia and smartphone capabilities (MMT+SMRT).

It is the object of the present invention to provide wireless connectivity to an MFWD that takes the form of a handheld multimedia terminal (MMT). In some embodiments, the MMT will include means to reproduce digital music and sound signals, preferably in a data compressed format such as for instance a MPEG standard such as MP3 (MPEG3) or MP4 (MPEG4). In some embodiments, the MMT will include a digital camera to record still (pictures, photos) and/or living images (video), combined with a microphone or microphone system to record live sound and convert it to a digital compressed format. The present invention will be particularly suitable for those MMT embodiments combining both music and image capabilities, by providing means to efficiently integrate music, images, live video and sound recording and playing into a very small, compact and lightweight handheld device.

It is the object of the present invention as well, to provide wireless connectivity to an MFWD that takes the form of a smartphone (SMRT). In some embodiments, the smartphone will consist of a handheld electronic unit comprising a microprocessor and operating system (such as for instance but not limited to

Resmed Corp. - Ex. 1004
Page 413

Pocket PC, Windows Mobile, Windows CE, Symbian, Palm OS, Brew, Linux) with the capability of downloading and installing multiple software applications and enhanced computing capabilities compared to a typical state of the art mobile phone. Typically, SMRT will comprise a small, compact (handheld) computer device with the capability of sharing, opening and editing typical word processing, spreadsheets and slide files that are handled by a personal computer (for instance a laptop or desktop). Although many current mobile phones feature some very basic electronic agenda functions (calendars, task lists and phonebooks) and are even able to install small Java or Brew games, they are not considered here to be smartphones (SMRT).

It is the purpose of the present invention to provide enhanced wireless capabilities to any of the MFWD devices described above. In some embodiments though, providing a wide geographical coverage will be a priority rather than enhanced multimedia or computing capabilities, while in others the priority will become to provide a high-speed connection and/ or a seamless connection to multiple networks and standards.

MFWDs are usually individually adapted to specific functions or needs of a certain type of users. In some cases it may desirable that the MFWD is either e.g. small while in other cases this is not of importance since e.g. a keyboard or screen shall be provided by the MFWD which already requires a certain size.

On the other hand, usually an MFWD shall usually be slim while on the other hand it shall be mechanically stable which is more difficult to achieve for slim devices. In the context of the present document a device is considered to be slim if it has a thickness of less than 14 mm, 13 mm, 12 mm, 11 mm, 10 mm, 9 mm or 8 mm.

Many of the demands for modern MFWDs also translate to specific demands for the antennas thereof.

In order to just name some of the design demands for antennas of multifunctional wireless devices, the antennas are usually expected to be small in order to occupy as little space as possible within the MFWD which then

Resmed Corp. - Ex. 1004
Page 414

allows for smaller MFWDs or for more specific equipment for a certain function of the MFWD. At the same time, it is sometimes required for the antenna to be flat since this allows for slim MFWDs or in particular, for MFWDs which have two parts that can be shifted or twisted against each other.

Additionally, antennas in some embodiments are required to be multi-band antennas and to cover different frequency bands and/or different communication system bands. Above that, some of the bands have to be particularly broad like the UMTS band which has a bandwidth of 12.2%.

For a good wireless connection, high gain and efficiency are further required.

Other more common design demands for antennas are the voltage standing wave ratio (VSWR) and the impedance which is supposed to be about 50 ohms.

Of particular importance, furthermore, is omni-directional coverage which means that the antenna radiates with a substantially donut-shaped radiation pattern such that e.g. terrestrial base stations of mobile telephone communication systems can be contacted with in any direction in the horizontal plane.

For satellite communication (for example for receiving GPS-signals), however, other radiation patterns are preferred, in particular, those which radiate into the upper hemisphere. Here radiation into the horizontal plane is usually less desired.

The polarization of the emitted or received radiation has to be taken into account.

Other demands for antennas for modern MFWDs are low cost and a low specific absorption rate (SAR).

Furthermore, an antenna has to be integrated into a device or in other words an MFWD has to be constructed such that an appropriate antenna may be

Resmed Corp. - Ex. 1004
Page 415

integrated therein which puts constraints by consideration of the mechanical fit, the electrical fit and the assembly fit.

Of further importance, usually, is the robustness of the antenna which means that the antenna does not change antenna properties upon smaller shocks to the device.

As can be imagined a simultaneous improvement of all features described above is a major challenge for persons skilled in the art.

A typical design problem is e.g. that it is known that due to the limits of diffraction, the substantial increase in gain and directivity can only be achieved through an increase in the antenna size.

On the other hand, a MFWD which has a high directivity and hence, a high gain, has to be properly oriented towards a transceiver-base station. This, however, is not practical since portable device users need to have the freedom to move and change direction with respect to a base station without losing coverage and, therefore, losing the wireless connection. Usually, therefore, less gain is accepted in order to obtain an omni-directional (donut-like) radiation pattern.

It, furthermore, has to be taken into account that e.g. a palmtop, laptop, or desktop portable device might require a radiation pattern that enhances radiation in the upper hemisphere i.e. pointing to the ceiling and the walls rather than pointing to the floor since commonly transceiver stations such as a hotspot antenna or a base station are located above or on the side of the portable device. If, however, such a device is used for a voice phone call it will be held substantially upright close to a head in which case an omni-directional pattern is preferred which is oriented such that the donut-like shape of the radiation pattern lies in the horizontal.

At the same time, it may be considerable to provide an antenna with a uniform radiation pattern (sphere-like) which then, however, turns out to have substantial drawbacks in terms of a desired low specific absorption rate since

Resmed Corp. - Ex. 1004
Page 416

such a radiation pattern some times leads to an increased absorption of radiation within the hand and the head of the user when performing a voice phone call.

This is to show that in every MFWD the choice of the antenna, its placement in the device and its interaction with the surrounding elements of the device will have an impact on the overall wireless connection performance making its selection non-trivial and subject to constraints due to particular target use, user and market segments for every device.

As established by Chu and Wheeler, small antennas may not exceed a certain bandwidth. The bandwidth of the antenna decreases proportionally to the volume of the antenna. The bandwidth, however, is proportional to the maximum data rate the wireless connection can achieve. Therefore, a reduction in the antenna size is additionally linked to a reduction in the speed of data transmission.

Furthermore, a reduction of the antenna size can e.g. be achieved by loading the antenna with high electric materials for instance by stuffing, backing, coating, filling, printing or over-molding a conductive antenna element with a high dielectric material. Such materials tend to concentrate a high electric and magnetic field intensity into a smaller volume. This concentration leads to a high quality factor which, however, leads to a smaller bandwidth. Further, such a high concentration of field in the material leads to inherent electrical losses. Those may be compensated by a higher energy input into the antenna which, however, then leads to a portable wireless device with a reduced standby or talk/connectivity time. In the design of MFWDs, however, every micro Joule of energy available in the battery has to be used in the most efficient way.

Furthermore, multi-band antennas require a certain space since for each band a resonating physical structure is usually required. Such additional resonating physical structures occupy additional space which then increases the size of the antenna. It is therefore particularly difficult to build antennas which are both small and multi-band at the same time.

Resmed Corp. - Ex. 1004
Page 417

Further, as already mentioned above, there exists a fundamental limit established by Chu and Wheeler between the bandwidths and the antenna size. Therefore, small antennas have great difficulties in having a desired large bandwidth.

Broadband operation may be achieved by two closely neighboring bands which then, however, require additional space for the resonating physical structure of each of the bands. Further, those two antenna portions may not be provided too close together since then due to electric coupling between the two elements, the merging of the two bands into a single band is not achieved, but rather a splitting into independent sub-bands which is not acceptable for meeting the requirements of wireless communication standards.

Furthermore, for broadband operation the resonating physical structure needs a certain width. This width, however, requires additional space which further shows that small broadband antennas are difficult to achieve.

It is known to achieve a broadband operation with parasitic elements which, however, require additional space. Further, those parasitic elements may also not be placed too close to other antenna portions since, again, this will lead to splitting into multiple sub-bands.

An antenna type which may be particularly suitable for slim multifunctional devices or those composed of two parts which may be moved against each other (twist, clamshell or slide devices) a patch antenna (and particularly a PIFA antenna) may be useful. Patch antennas, however, unfortunately are known to have poor gain and narrow bandwidths, typically in the range of 1 to 5% which is unsuitable for e.g. coverage of the UMTS band.

Although it is known that the bandwidth may be increased with the separation between the patch and ground, this then just destroys the advantage of patch antennas being flat. Furthermore, this leads to a distortion of the radiating pattern for instance, due to surface wave effects.

Resmed Corp. - Ex. 1004
Page 418

For patch antennas it is known that by providing a high dielectric material between the patch and the ground plane, it is possible to reduce the antenna size. As already mentioned above, such high dielectric materials tend to reduce the bandwidth which is then in particular, disadvantageous for patch antennas. Those materials also increase losses.

Further difficulties in antenna design occur when trying to build multi-band antennas. While with appropriate slots or the like it is possible to separate different antenna portions from each other, currents and charges in the respective parts always interact by strong and far-reaching electromagnetic fields. Those different antenna branches are, therefore, never independent. Trying to add a new branch for a new antenna frequency therefore changes entirely the previous antenna frequencies. Therefore, it is difficult to simply take a working antenna and try to add one more band by just adding one more antenna portion. All previously achieved optimizations for already established frequency bands are lost by such an approach.

Additionally, trying to design an antenna with three or more bands gives rise to a linear or in the worst case, exponential rise in the number of parameters to look at or problems to take care of. For each band the resonant frequency, bandwidth and other above-mentioned parameters such as impedance, polarization, gain and directivity have to be controlled simultaneously.

Furthermore, multi-band antennas may be coupled with two or more radio frequency devices. A further issue then arises, namely the isolation between the different radio frequency devices which are both connected to a good conducting antenna such that isolation is everything else but a simple task.

Changes for optimizing one parameter of one antenna band changes all other parameters probably in a counter-productive way. It usually, however, is not obvious how to control those counter-productive effects or how to compensate for them without creating more problems.

Mechanical considerations are further to be taken into account in antenna design, namely that the antenna needs to be firmly held. However, in particular,

Resmed Corp. - Ex. 1004
Page 419

those materials which are in very close proximity of the metal piece or the conductor portion which forms an antenna or antenna portion, have a great impact on the antenna characteristics. Sometimes extensions or smaller recesses in the metal piece are provided to firmly hold the antenna in place. Those means which are intended for giving mechanical robustness to the antenna, however, also interact with the electric properties of the antenna.

All these different design problems of antennas, however, may only be solved by designing the geometry of the antenna. All parameters such as size, flatness, multi-band operation, broadband operation, gain, efficiency, impedance, radiation patterns, specific absorption rate, robustness and polarization are highly dependent on the geometry. Nevertheless, it is practically impossible to identify at least one or two geometry features which affect only one or two of the above-mentioned antenna characteristics. Therefore, there is no individual geometry feature which can be identified in order to optimize one or two antenna characteristics, without also influencing all other antenna characteristics.

Any change to the antenna geometry may harm more than it helps without knowing in advance how and why it happens or how it can be avoided.

Additionally, every platform of a wireless device is different in terms of form factor, market and technical requirements and functionality which is translated to different antennas for each device.

The problem to be solved by the present invention is therefore to provide an enhanced wireless connectivity.

Summary of the invention

The problem is solved by providing the MFWD with an RF system and an antenna system with the capability of fully functioning in one, two, three or more communication standards (such as e.g. GSM 850, GSM 900, GSM 1800, GSM 1900, UMTS, CDMA, W-CDMA, etc.), and in particular mobile or cellular

Resmed Corp. - Ex. 1004
Page 420

communication standards, each standard allocated in one or more frequency bands, each of said frequency bands being fully contained within one of the following regions of the electromagnetic spectrum:

- the 810MHz – 960MHz region,
- the 1710MHz – 1990MHz region,
- and the 1900MHz – 2170MHz region

such that the MFWD is able to operate in three, four, five, six or more of said bands contained in at least said three regions.

According to the present invention, a MFWD is preferably able to provide both voice and high-speed data transmission and receiving services through at least one or more of said frequency regions in the spectrum. For that purpose, a MFWD will include the RF capabilities, antenna system and signal processing hardware to connect to a mobile network at a speed of preferably at least 350 Kbits/s, while in some embodiments the data transfer will be performed with at least 1 Mbit/s, 2 Mbit/s or 10 Mbit/s or beyond. For this purpose, a MFWD will preferably include at least 3G (such as for instance UMTS, UMTS-FDD, UMTS-TDD, W-CDMA, cdma2000, TD-SCDMA, Wideband CDMA) and/or 3.5G and/or 4G services (including for instance HSDPA, WiFi, WiMax, WiBro and other advanced services) in one or more of said frequency regions. In some embodiments a MFWD will include also 2G and 2.5G services such as GSM, GPRS, EDGE, TDMA, PCS, CDMA, cdmaOne. In some embodiments a MFWD will include 2G and or 2.5G services at one or both of the first two frequency regions (810-960 MHz and 1710-1990 MHz) and a 3G or a 4G service in the upper frequency region (1900-2170 MHz). In particular, some MFWD devices will provide 3 GSM/GPRS services (GSM900, GSM1800, GSM1900 or PCS) and UMTS/W-CDMA, while some others will provide 4 GSM/GPRS services (GSM850, GSM900, GSM1800, GSM1900 or PCS) and UMTS and/or W-CDMA to ensure seamless connectivity to multiple networks in several geographical domains such as for instance Europe and North America. In some embodiments, a MFWD will include 3G, 3.5G, 4G or a combination of such services in said three frequency regions.

Resmed Corp. - Ex. 1004
Page 421

In some embodiments, a MFWD device includes wireless connectivity to other wireless devices or networks through a wireless system such as for instance WiFi (IEEE802.11 standards), Bluetooth, ZigBee, UWB in some additional frequency regions such as for instance an ISM band (for instance around 430 MHz or 868 MHz, or within 902-928 MHz or in the 2400-2480 MHz range, or in the 5.1-5.9 GHz frequency range or a combination of them) and/or within a ultra wide-band range (UWB) such as the 3-5 GHz or 3-11 GHz frequency range.

In some embodiments, a MFWD provides voice over IP services (VoIP) through a wireless connection using one or more wireless standards such as WiFi, WiMax and WiBro, within the 2-11 GHz frequency region or in particular the 2.3-2.4 GHz frequency region.

The MFWD may have a bar shape, which means that it is given by a single body. It may also have a two-body structure such as a clamshell, flip or slider structure. It may further or additionally have a twist structure in which a body portion e.g. with a screen can be twisted (rotated with two or more axes of rotation which are preferably not parallel).

A MFWD may operate simultaneous in two or more wireless services (e.g. a short range wireless connectivity service and a mobile telephone service, a geolocalization service and a mobile telephone service, etc.).

For any wireless service, more than one antenna (system) may be provided in order to obtain a diversity system and/or a multiple input/multiple output system.

A multifunction wireless device (MFWD) advantageously comprises five functional blocks: display, processing module, memory module, communication module and power management module. The display such as a high resolution LCD or equivalent is an energy consuming module and most of the energy drain comes from the backlight use. The processing module, that is the microprocessor or CPU and the associated memory module are also major sources of power consumption. The fourth module responsible of energy consumption is the communication module, an essential part of which is the antenna system. A

Resmed Corp. - Ex. 1004
Page 422

MFWD has a single source of energy and it is the power management module mentioned above the one that provides and manages the energy of the MFWD.

A MFWD generally comprises one, two, three or more multilayer printed circuit boards (PCBs) on which to carry the electronics. At least one of said PCBs includes feeding means and/or grounding means for the antenna system.

At least one of said PCBs, preferably the same as said at least one PCB including feeding means and/or grounding means, includes a layer that serves as a ground plane of the antenna system.

The antenna system is an essential element of the MFWD, as it provides the MFWD with wide geographical and range coverage, high-speed connection and/or seamless connection to multiple networks and standards. Thus, a volume within the MFWD needs to be made available to the integration of said antenna system. However, the integration of said antenna system is complicated by the fact that the MFWD also includes one or more advanced functions provided by at least one, two, three or more additional electronic modules or subsystems such as for instance:

- a receiver of analog and/or digital sound (e.g. for FM, DAB, XDARS, SDARS, or the like).
- a receiver of digital broadcast TV (such as DVB-H, DMB)
- a module to download and play streamed video,
- an advanced image recording system (comprising e.g. one, two, three or more of: optical or digital zoom; flash light; one, two or more image sensors, one, two or more of which with more than 2 Megapixels),
- data storage means in excess of 1 Gbyte (fixed and/or removable; hard disk drive; non volatile (e.g. magnetic, ferroelectric or electronic) memory),
- a high resolution image and/or character and graphic display (more than 100 times 100 pixels or more than 320 times 240 pixels (e.g. more than 75.000 pixels) and/or 65.000 color levels or more),
- a full keyboard (e.g. number keys and character keys separated therefrom and/or at least 26, 30, 36, 40 or 50 keys; the keyboard may

Resmed Corp. - Ex. 1004
Page 423

be integrated within the MFWD or may be connectable to the MFWD by a cable or a short range wireless connectivity system),

- a touch screen with a size of at least have of the device
- a geolocalization system (such as e.g. GPS or Gallileo or a mobile network related terrestrial system),
- and/or a module to handle an internet access protocol and/or messaging capabilities (such as email, instant messaging, SMS, MMS or the like).

In some examples, the integration of an antenna system into a MFWD is further complicated by the presence in said MFWD of additional antennas, such as for example antennas for reception of broadcast radio and/or TV, antennas for geolocalization services, and/or antennas for wireless connectivity systems.

The MFWD achieves an efficient integration of an antenna system alongside other electronic modules and/or subsystems that provide sophisticated functionality to the MFWD, and possibly also in conjunction with additional antennas, in a way that the MFWD meets size, weight and/or battery consumption constraints critical for a portable small-sized device.

In a MFWD according to the present invention, the structure of the antenna system is advantageously shaped to use efficiently the volume made available for its integration within the MFWD in order to obtain a superior RF performance of the antenna system (such as for example, and without limitation, input impedance level, impedance bandwidth, gain, efficiency, and/or radiation pattern) and/or superior RF performance of the MFWD (such as for example, and without limitation, radiated power, received power and/or sensitivity) in at least one of the communication standards of operation in at least one of the frequency regions. Alternatively, the antenna system can be advantageously shaped to minimize the volume required within the MFWD yet still achieving a certain RF performance.

As a consequence, the resulting MFWD may exhibit in some examples one, two, three or more of the following features:

- increased communication range,

Resmed Corp. - Ex. 1004
Page 424

- improved quality of the communication or quality of service (QoS),
- extended battery life for higher autonomy of the device,
- reduced device profile and/or the size (aspect particularly critical for slim phones and/or twist phones),
- and/or reduced weight of the device (aspect particularly critical for multimedia phones and/or smart phones),
- qualities that in turn translate into increased user acceptance of the MFWD.

The antenna system also comprises at least one feeding point and may optionally comprise one, two or more grounding points. In some examples of MFWDs, the antenna system may comprise more than one feeding point, such as for example two, three or more feeding points.

A MFWD comprises one, two, three, four, five or more contact terminals. A contact terminal couples the feeding means included in a PCB of the MFWD with a feeding point of the antenna system. The feeding means comprise one, two, three or more RF transceivers coupled to the antenna system through contact terminals.

Similarly, a contact terminal can also couple the grounding means included in a PCB of the MFWD with a grounding point of the antenna system.

A contact terminal may take for instance the form of a spring contact with a corresponding landing area, or a pogo pin with a corresponding landing area, or a couple of pads held in electrical contact by fastening means (such as a screw) or by pressure means.

A volume within the MFWD is dedicated to the integration of said antenna system. An antenna box for a MFWD is defined as being the minimum-sized parallelepiped of square or rectangular faces that completely encloses said volume and wherein each one of the faces of the minimum-sized parallelepiped is tangent to at least a point of said volume. Moreover, each possible pair of faces of said minimum-size parallelepiped sharing an edge form an inner angle of 90°.

Resmed Corp. - Ex. 1004
Page 425

The antenna box delimits the volume within the MFWD dedicated to the antenna system in the sense that, although other elements of the MFWD (such as for instance an electronic module or subsystem) can be within the antenna box, no portion of the antenna system can extend outside the antenna box.

Therefore, although the volume within the MFWD dedicated to the integration of the antenna system will generally be irregularly shaped, the antenna box will have the shape of a right prism (i.e., a parallelepiped with square or rectangular faces and with the inner angles between two faces sharing an edge being 90°).

An antenna system of the MFWD has a structure able to support different radiation modes so that said antenna system can operate with good performance and reduced size in the communication standards allocated in multiple frequency bands within three different regions of the electromagnetic spectrum. Such an effect is achieved by appropriately shaping the structure of the antenna system in a way that different paths are provided to the electric currents that flow on the conductive parts of said structure of the antenna system, and/or to the equivalent magnetic currents on slots, apertures or openings within said structure, exciting radiation modes for the multiple frequency bands of operation. In some cases the structure of an antenna system will comprise a first portion that provides a first path for the currents associated with a radiation mode in a first frequency band within a first region of the electromagnetic spectrum, a second portion that provides a second path for the currents associated with a radiation mode in a second frequency band within a second region of the electromagnetic spectrum and a third portion that provides a third path for the currents associated with a radiation mode in a third frequency band within a third region of the electromagnetic spectrum.

In some embodiments said first, second and third portions are overlapping partially or completely with each other, while in other embodiments said three portions are essentially non-overlapping. In some embodiments only two of said three portions overlap either partially or completely. In some cases one portion of said three portions is the entire antenna system.

Resmed Corp. - Ex. 1004
Page 426

In some examples, at least one of the paths has an electrical length substantially close to one time, three times, five times or a larger odd integer number of times a quarter of the wavelength at a frequency of the associated radiation mode. In other examples, at least one of the paths has an electrical length approximately equal to one time, two times, three times or a larger integer number of times a half of the wavelength at a frequency of the associated radiation mode.

A structure of an antenna system of a MFWD according to the present invention is able to support different radiation modes. Such an effect is advantageously achieved by means of one of, or a combination of, the following mechanisms:

- creating slots, apertures and/or openings within the structure,
- bending and/or folding the structure,

because an edge-rich, angle-rich and/or discontinuity-rich structure is obtained in which different portions of said structure offer longer and more winding paths for the electric currents and/or the equivalent magnetic currents associated to different frequency bands of operation than the path that a simpler structure that uses neither one of the aforementioned mechanisms.

The process of shaping the structure of the antenna system to support different radiation modes can be regarded as the process of having to lower the frequency of a first radiation mode associated to a first frequency band, and/or subsequently including additional radiation modes associated to additional frequency bands, to a substantially square or rectangular conducting plate (or a substantially planar structure) that occupies a largest face of the antenna box.

The geometry of a substantially square or rectangular conducting plate occupying a largest face of the antenna box is an advantageous starting point for the design of the geometry of structure of the antenna system since such a structure offers an *a priori* longest path for the currents of a radiation mode corresponding to a lowest frequency band, together with a maximum antenna surface. Antenna designers have encountered difficulty in maintaining the performance of small antennas. There is a fundamental limit between size and bandwidth. The Bandwidth of an antenna is directly related with the volume that the antenna

Resmed Corp. - Ex. 1004
Page 427

occupies. In antenna design it may be preferable to pursue maximum surface to achieve maximum bandwidth. The geometry of said substantially square or rectangular conducting plate is modified by at least one of the following:

- creating slots, gaps or apertures within the extension of said plate,
- removing peripheral parts of said plate,
- folding or bending parts of said plate, so that said folded or bent parts are no longer on the plane defined originally by the plate,
- and/or including additional conducting parts in the antenna box that are not contained on the plane defined originally by the plate;

in order to adapt the antenna system to the frequency bands of operation, to the space required by additional electronic modules or subsystems, and/or to other space constraints of the MFWD (as for example those imposed by the ergonomics, or the aesthetics of the MFWD).

In some examples, one or several modifications of the structure of antenna system are aimed at lengthening the path of the electric currents and/or the equivalent magnetic currents of a particular radiation mode to decrease its associated frequency band. In other examples, one or several modifications of the structure of antenna system are aimed at splitting, or diverting partially, the electric currents and/or the equivalent magnetic currents on different parts of the structure of the antenna system to enhance multimode radiation, which may be advantageous for wideband behavior.

The resulting structure (i.e., after modifying its geometry) includes a plurality of portions that allow the operation of the antenna system in multiple frequency bands. Generally, the structure of the antenna system comprises one, two, three, four or more antenna elements. An antenna element is formed by a single conducting geometric element, or by a plurality of conducting geometric elements that are in electrical contact (i.e., there is electrical continuity for direct or continuous current). One antenna element may comprise one or more portions of the structure of the antenna system. One portion of the antenna system may comprise one, two, three or more antenna elements. Different antenna elements may be electromagnetically coupled (either capacitively coupled or inductively coupled). No antenna element of the antenna system is connected by direct

Resmed Corp. - Ex. 1004
Page 428

contact to another antenna element of said antenna system, unless such contact is optionally done through the ground plane of the antenna system. In some examples, an antenna system with a structure comprising several antenna elements is advantageous to increase the number of frequency bands of operation of said antenna system and/or to enhance the RF performance of said antenna system or that of a MFWD including said antenna system.

In some examples, slots, gaps or apertures created between different antenna elements, or between parts of a same antenna element, serve to decrease electromagnetic coupling between said antenna elements, or said parts of a same antenna element. In other examples, the structure of the antenna system seeks to create proximity regions are created between antenna elements, or between parts of a same antenna element, to enhance the coupling between said antenna elements, or said parts of a same antenna element.

The design of the structure of the antenna system is intended to use efficiently as much of the volume of the antenna box as possible in order to obtain a superior RF performance of the antenna system and/or superior RF performance of the MFWD in at least one frequency band. In particular, according to the present invention, the structure of the antenna system comes into contact with each of the six (6) faces of the antenna box in at least one point of each face to make better use of the available volume. However, it is in general advantageous to position the geometrical complexity of said structure predominantly on a largest face of the antenna box, and use a third dimension of said antenna box (i.e., the dimension not included in said largest face) to separate the antenna system from elements of the MFWD (such as for instance, and without limitation, a ground plane, a grounded shield can, a loudspeaker module, a vibrating module, a memory card socket, a hard disk drive, and/or a connector) that may degrade the RF performance of the antenna system and/or the RF performance of the MFWD.

For the purpose of the design of the antenna system, an antenna rectangle is defined as being the orthogonal projection of the antenna box along the normal to the face with largest area of the antenna box.

Resmed Corp. - Ex. 1004
Page 429

In some example MFWDs, one of the dimensions of the antenna box can be substantially smaller than any of the other two dimensions, or even be close to zero. In such cases, the antenna box collapses to a practically two-dimensional structure (i.e., the antenna box becomes approximately the antenna rectangle).

The antenna rectangle has a long side and a short side. The length of said long side is referred to as the width of the antenna rectangle (W), and the length of said short side is referred to as the height of the antenna rectangle (H). The aspect ratio of the antenna rectangle is defined as the ratio between the width and the height of the antenna rectangle.

In addition to the antenna rectangle, a ground plane rectangle is defined as being the minimum-sized rectangle that encompasses the ground plane of the antenna system included in the PCB of a MFWD that comprises the feeding means responsible for the operation of the antenna system in its lowest frequency band. That is, the ground plane rectangle is a rectangle whose edges are tangent to at least one point of said ground plane.

The area ratio is defined as the ratio between the area of antenna rectangle and the area of the ground plane rectangle.

In some examples, the antenna system advantageously places a feeding point of said antenna system, preferably a feeding point responsible for the operation of said antenna system in its lowest frequency band, near a corner of the antenna rectangle, because it may provide a longer path on the structure of the antenna system for the electric currents and/or the equivalent magnetic currents coupled to the antenna system through said feeding point.

In some examples, the antenna system advantageously places a feeding point of said antenna system, preferably a feeding point responsible for the operation of said antenna system in its lowest frequency band, in such a way that a contact terminal of the MFWD is located near an edge of a ground plane encompassed by the ground plane rectangle, preferably said edge being common with a side of the ground plane rectangle, and preferably said side being a short side of the ground plane rectangle. Such an election of the placement of the feeding point of

Resmed Corp. - Ex. 1004
Page 430

the antenna system, and that of the contact terminal of the MFWD associated to said feeding point, may provide a longer path for electric and/or magnetic currents flowing on the ground plane of the antenna system enhancing the RF performance of the antenna system, or that of the MFWD, in at least said lowest frequency band, which becomes particularly relevant in those MFWD having form factors that require a small size of the ground plane rectangle, and consequently a small size of the whole device.

The structure of the antenna system becomes geometrically more complex as the number of frequency bands in which the MFWD has to operate increases, and/or the size of the antenna box decreases, and/or the RF performance requirements are made more stringent in at least one frequency band of operation. In a MFWD according to the present invention, the structure of the antenna system is geometrically defined by its antenna contour. The antenna contour of the antenna system is a set of joint and/or disjoint segments comprising:

- the perimeter of one or more antenna elements placed in the antenna rectangle,
- the perimeter of closed slots and/or closed apertures defined within said antenna elements,
- and/or the orthogonal projection onto the antenna rectangle of perimeters of antenna elements, perimeters of or parts of antenna elements, placed in the antenna box but not in the antenna rectangle.

The antenna contour can comprise straight segments, curved segments or a combination thereof. Not all the segments that form the antenna contour need to be connected (i.e., to be joint). In some cases, the antenna contour comprises two, three, four or more disjoint subsets of segments. A subset of segments is defined by one single segment or by a plurality of connected segments. In other cases, the entire set of segments that form the antenna contour are connected together defining a single set of joint segments (i.e., the antenna contour has only one subset of segments).

Along the contour different segments can be identified e.g. by a corner between two segments, wherein the corner is given by a point on the contour where no

Resmed Corp. - Ex. 1004
Page 431

unique tangent can be identified. At the corners the contour has an angle. The segments next to a corner may be straight or curved or one straight and the other curved. Further, segments may be separated by a point where the curvature changes from left to right or from right to left. In e.g. a sin curve such points are given where the curve intersects the horizontal axis (x-axis, abscissa, sin(x) = 0) .

It is preferred that right and left curved segments are provided (when following the contour) and/or that at corners angles to the left and to the right (when following the contour) are provided. Preferably the number of left and right curved segments (if provided) does not differ by more than 80, 70, 60, 50, 40, 30, 20 or 10% of the larger of the two numbers. Also the number of corner angles between adjacent segments which following the contour go to the right and those that go to the left do not differ by more than 80, 70, 60, 50, 40, 30, 20 or 10% of the larger of the two numbers. Further preferably the number of the left curved segments plus the number of the corners where the contour turns left and the number of the right curved segments plus the number of corners where the contour turns right do not differ by more than 80, 70, 60, 50, 40, 30, 20 or 10% of the larger of the two numbers.

Generally, one, two, three or more subsets of segments of the antenna contour advantageously comprise each at least a certain minimum number of segments that are connected in such a way that each segment forms an angle with any adjacent segments or a curved segments is posed between such segments, such that no pair of adjacent segments defines a larger straight segment. The angles at corners or curved segments increase the degree of convolution of the curves formed by the segments of each of said subsets leading to an antenna contour that is geometrically rich in at least one of edges, angles, corners or discontinuities, when considered at different levels of detail. Possible values for the said minimum number of segments of a subset include 5, 6, 7, 8, 10, 12, 14, 16, 18, 20, 25, 30, 35, 40, 45 and 50. Also a maximum number of segments of a subset may be given. Possible values of said maximum number are 10, 15, 20, 25, 30, 40, 50, 75, 100, 150, 200, 250 and 500.

Additionally, to shape the structure of an antenna system, in some embodiments the segments of the antenna contour should be shorter than at least one fifth of a

Resmed Corp. - Ex. 1004
Page 432

free-space wavelength corresponding to the lowest frequency band of operation, and possibly shorter than one tenth of said free-space wavelength. Moreover, in some further examples the segments of the antenna contour should be shorter than at least one twentieth of said free-space wavelength.

The antenna contour needs to make efficient use of the area of the antenna rectangle in order to attain enough level of geometrical complexity to make the resulting structure of an antenna system suitable for a MFWD. In particular, according to the present invention, the antenna contour comes into contact with each of the four (4) sides of the antenna rectangle in at least one point of each side of said antenna rectangle. The antenna contour should include at least ten segments in order to provide some multiple frequency band behavior, and/or size reduction, and/or enhanced RF performance to the resulting antenna system. However, a larger number of segments may be used, such as for instance 15, 20, 25, 30, 35, 40, 45, 50 or more segments. In general, the larger the number of segments of the antenna contour and the narrower the angles between connected segments, the more convoluted the structure of the antenna system. The number of segments of the antenna contour may be less than 20, 25, 30, 40, 50, 75, 100, 150, 200, 250 or 500.

The length of the antenna contour of an antenna system is defined as the sum of the lengths of each one of the disjoint subsets that make up the antenna contour. The larger the length of the antenna contour, the higher the richness of said antenna contour in at least one of edges, angles, corners or discontinuities, making the resulting structure of an antenna system suitable for a MFWD.

In some examples the length of the antenna contour is larger than 1, 2, 3, 4, 5, 6, 7, 8, 9, 10, 12, 15, 20, 25, 30, 40, or more times the length of the diagonal of the antenna rectangle or less than any of those values.

Each of the one or more antenna elements comprised in the antenna system might be arranged according to different antenna topologies, such as for instance any one of the topologies selected from the following list: monopole antenna, dipole antenna, folded dipole antenna, loop antenna, patch antenna (and its derivatives for instance PIFA antennas), IFA antenna, slot antenna. Any of such

Resmed Corp. - Ex. 1004
Page 433

antenna arrangements might comprise a dielectric material with a high dielectric constant (for instance larger than 3) to influence the operating frequency, impedance or both aspects of the antenna system.

The level of complexity of an antenna contour can be advantageously parameterized by means of two complexity factors, hereinafter referred to as $\mathbf{F_{21}}$ and $\mathbf{F_{32}}$, which capture the geometrical details of the antenna contour (such as for instance its edge-richness, angle-richness and/or discontinuity-richness) when looked at different levels of scale.

For the computation of $\mathbf{F_{21}}$ and $\mathbf{F_{32}}$, a first, a second, and a third grid (hereinafter called grid $\mathbf{G_1}$, grid $\mathbf{G_2}$ and grid $\mathbf{G_3}$ respectively) of substantially square or rectangular cells are placed on the antenna rectangle. Said three grids are adaptive to the antenna rectangle. That is, the size and aspect ratio of the cells of each one of said three grids is determined by the size and aspect ratio of the antenna rectangle. The use of adaptive grids is advantageous because it provides sufficient number of cells within the antenna rectangle to fully capture the geometrical features of the antenna contour.

Moreover, said three grids are selected to span a range of levels of scale corresponding to two octaves: A cell of grid $\mathbf{G_2}$ is half the size of a cell of grid $\mathbf{G_1}$ (i.e., a ½ scaling factor or an octave of scale); a cell of grid $\mathbf{G_3}$ is half the size of a cell of grid $\mathbf{G_2}$, or one fourth the size of a cell of grid $\mathbf{G_1}$ (i.e., a ¼ scaling factor or two octaves of scale). A range of scales of two octaves provides a sufficient variation in the size of the cells across the three grids as to capture gradually from the coarser features of the antenna contour to the finer ones.

Grids $\mathbf{G_1}$ and $\mathbf{G_3}$ are constructed from grid $\mathbf{G_2}$, which needs to be defined in the first place.

As far as the second grid (or grid $\mathbf{G_2}$) is concerned, the size of a cell and its aspect ratio (i.e., the ratio between the width and the height of the cell) are chosen so that the antenna rectangle is perfectly tessellated with an odd number of columns and an odd number of rows.

Resmed Corp. - Ex. 1004
Page 434

In the present document, columns of cells are associated to the long side of an antenna rectangle, while rows of cells are associated to a short side of said antenna rectangle. In other words, a long side of the antenna rectangle spans a number of columns, being said columns parallel to the short side of the antenna rectangle. In the same way a short side of the antenna rectangle spans a number of rows, being said rows parallel to the long side of the antenna rectangle.

If the antenna rectangle is tessellated with an excessive number of columns, then the size of the resulting cells is much smaller than the range of typical sizes of the features necessary to shape the antenna contour. However, if the antenna rectangle is tessellated with an insufficient number of columns, then the size of the resulting cells is much larger than the range of typical sizes of the features necessary to shape said antenna contour. It has been found that setting to nine (9) the number of columns that tessellate the antenna rectangle provides an advantageous compromise, for the preferred sizes of an MFWD, and the corresponding available volumes for the antenna system, according to the present invention. Therefore, a cell width (W_2) is selected to be equal to a ninth (1/9) of the length of the long side of the antenna rectangle (W).

Moreover, it is also advantageous to use cells that have an aspect ratio closest to one. In other words, the number of columns and rows of cells of the second grid that tessellate the antenna rectangle are selected to produce a cell as square as possible. A grid formed by cells having an aspect ratio close to one is preferred in order to perceive features of the antenna contour using approximately a same level of scale along two orthogonal directions defined by the long side and the short side of the antenna rectangle. Therefore, preferably, the cell height (H_2) is obtained by dividing the length of the short side of the antenna rectangle (H) by the odd integer number larger than one (1) and smaller than, or equal to, nine (9), that results in an aspect ratio W_2/H_2 closest to one.

In the particular case that two different combinations of a number of columns and rows of cells of the second grid produce a cell as square as possible, a second grid is selected such that the aspect ratio is larger than 1.

Resmed Corp. - Ex. 1004
Page 435

Thus, the antenna rectangle is tessellated perfectly with 9 by (2n+1) cells of grid G_2, wherein n is an integer larger than zero (0) and smaller than five (5).

A first grid (or grid G_1) is obtained by combining four (4) cells of the grid G_2. Each cell of the grid G_1 consists of a 2-by-2 arrangement of cells of grid G_2. Therefore, a cell of the grid G_1 has a cell width equal to twice (2) the width of a cell of the second grid (W_2) (i.e., $W_1=2 \times W_2$); and a cell height (H_1) equal to twice (2) the height of a cell of the second grid (H_2) (i.e., $H_1=2 \times H_2$).

Since grid G_2 tessellates perfectly the antenna rectangle with an odd number of columns and an odd number of rows, an additional row and an additional column of cells of said grid G_2 are necessary to have enough cells of the grid G_1 as to completely cover the antenna rectangle.

In order to define uniquely the tessellation of the antenna rectangle with grid G_1 a corner of said antenna rectangle is selected to start placing the cells of said grid G_1.

A feeding point corner is defined as being the corner of the antenna rectangle closest to a feeding point of the antenna system responsible for the operation of the antenna system in its lowest frequency band. In case that said feeding point is placed at an equal distance from more than one corner of the antenna box, then the corner closest to a perimeter of the ground plane of the PCB of the MFWD is selected, preferably the corner closest to a shorter edge of the ground-plane rectangle. In case both corners are placed at the same distance from the feeding point and from the shorter edge of the ground-plane rectangle, the feeding point corner will be chosen, then owing to ergonomics reasons and taking into account the absorption of radiation in the hand of the MFWD user, and considering that there is a predominance on right hand users, it has been observed that in some embodiments it is convenient to place a feeding point and/or to designate the feeding point corner on the corner of the antenna rectangle which is closer to a left corner of the ground plane rectangle, being the left side of said ground plane rectangle the closest to the left side of the MFWD as seen by a right-handed user

Resmed Corp. - Ex. 1004
Page 436

holding typically said MFWD with her right hand to originate a phone call, while facing a display of said MFWD. Also, the selection of the feeding point corner on the top or bottom corner on the left side of the MFWD depends on the position of the antenna system with respect to a body of the MFWD: An upper-left corner of the antenna rectangle is preferred in those cases in which said antenna system is placed substantially near the top part of said body of the MFWD (usually, above and/or behind a display); and a lower-left corner of the antenna rectangle is preferred in those cases in which said antenna system is placed substantially near the bottom part of said body of the MFWD (usually, below and/or behind a keypad). Again, due to ergonomics reasons, a top and a bottom part of a body of a MFWD are defined as seen by a right-handed user holding typically said MFWD with her right hand to originate a phone call, while facing a display 501 as seen in figs. 5 (a) and 5 (b).

A first cell of the grid $\mathbf{G_1}$ is then created by grouping four (4) cells of grid $\mathbf{G_2}$ in such a manner that:

- a corner of said first cell is the feeding point corner,
- and said first cell is positioned completely inside the antenna rectangle.

Once the first cell of the grid $\mathbf{G_1}$ is placed, other cells of said grid $\mathbf{G_1}$ can be placed defining uniquely the relative position of said grid $\mathbf{G_1}$ with respect to the antenna rectangle. The antenna rectangle spans 5 by (n+1) cells of the grid $\mathbf{G_1}$, (when $\mathbf{G_2}$ includes 9 columns) requiring the additional row and the additional column of cells of the grid $\mathbf{G_2}$ that meet at the corner of the antenna rectangle that is opposite to the feeding point corner, and that are not included in the antenna rectangle.

The complexity factor F21 is computed by counting the number of cells $\mathbf{N_1}$ of the grid $\mathbf{G_1}$ that are at least partially inside the antenna rectangle and include at least a point of the antenna contour (in the present invention the boundary of the cell is also part of the cell), and the number of cells $\mathbf{N_2}$ of the grid $\mathbf{G_2}$ that are completely inside the antenna rectangle and include at least a point of the antenna contour, and applying then the following formula:

Resmed Corp. - Ex. 1004
Page 437

$$F_{21} = -\frac{\log(N_2) - \log(N_1)}{\log(1/2)}$$

Complexity factor $\mathbf{F_{21}}$ is predominantly aimed at capturing the complexity and degree of convolution of features of the antenna contour that appear when said contour is looked at coarser levels of scale. As it is illustrated in the example of Figure 8, the election of grid $\mathbf{G_1}$ and grid $\mathbf{G_2}$, and the fact that with grid $\mathbf{G_2}$ the antenna rectangle is perfectly tessellated by an odd number of columns and an odd number of rows, results in a value of the factor $\mathbf{F_{21}}$ equal to one for an antenna contour shaped as the antenna rectangle. On the other hand, an antenna contour whose shape is inspired in a Hilbert curve that fills the antenna rectangle features a value of the factor $\mathbf{F_{21}}$ smaller than two. Therefore the factor $\mathbf{F_{21}}$ is geared more towards assessing an overall complexity of an antenna contour (i.e., whether the degree of convolution of an antenna contour distinguishes sufficiently from a simple rectangular shape when looked at from a zoomed-out view), rather than estimating if the full complexity of an antenna contour (i.e., the complexity of the antenna contour when looked at from a zoomed-in view) approaches that of a highly-convoluted curve such as the Hilbert curve.

Moreover, in some embodiments the factor $\mathbf{F_{21}}$ is related to the number of paths that a structure of the antenna system provides to electric currents and/or the equivalent magnetic currents to excite radiation modes (i.e., factor $\mathbf{F_{21}}$ tends to increase with the number of portions within the structure of the antenna system and/or the number of antenna elements that form said antenna system). In general, the more frequency bands and/or radiation modes that need to be supported by the antenna structure of a MFWD, the higher the value of the factor $\mathbf{F_{21}}$ that needs to be attained by the antenna contour of the antenna system of said MFWD.

A third grid (or grid $\mathbf{G_3}$) is readily obtained by subdividing each cell of grid $\mathbf{G_2}$ into four cells, having each of said cells a cell width ($\mathbf{W_3}$) equal to one half (1/2) of the width of a cell of the second grid ($\mathbf{W_2}$) (i.e., $\mathbf{W_3}$=1/2 x $\mathbf{W_2}$); and a cell height ($\mathbf{H_3}$)

Resmed Corp. - Ex. 1004
Page 438

equal to one half (1/2) of the height of a cell of the second grid (H_2) (i.e., H_3=1/2 x H_2).

Therefore, since each cell of the grid G_2 is replaced with 2-by-2 cells of the grid G_3, then 18 by (4n+2) cells of grid G_3 are thus required to tessellate completely the antenna rectangle.

The complexity factor F_{32} is computed by counting the number of cells N_2 of grid G_2 that are completely inside the antenna rectangle and include at least a point of the antenna contour, and the number of cells N_3 of the grid G_3 that are completely inside the antenna rectangle and include at least a point of the antenna contour, and applying then the following formula:

$$F_{32} = -\frac{\log(N_3) - \log(N_2)}{\log(1/2)}$$

Complexity factor F_{32} is predominantly directed at capturing the complexity and degree of convolution of features of the antenna contour that appear when said contour is looked at finer levels of scale. As it is illustrated in the example of Figure 8, the election of grid G_2 and grid G_3 is such that an antenna contour whose shape is inspired in a Hilbert curve that fills the antenna rectangle features a value of the factor F_{32} equal to two. On the other hand, an antenna contour shaped as the antenna rectangle features a value of the factor F_{32} larger than one. Therefore the factor F_{32} is geared more towards evaluating the full complexity of an antenna contour (i.e., whether the degree of convolution of an antenna contour tends to approach that of a highly-convoluted curve such as the Hilbert curve), rather than discerning if said antenna contour is substantially different from a rectangular shape.

Moreover, the factor F_{32} is in some embodiments related to the degree of miniaturization achieved by the antenna system. In general, the smaller the antenna box of a MFWD, the higher the value of the factor F_{32} that needs to be attained by the antenna contour of the antenna system of said MWFD.

Resmed Corp. - Ex. 1004
Page 439

The complexity factors F_{21} and F_{32} span a two-dimensional space on which the antenna contour of the antenna system of a MFWD is mapped as a single point with coordinates (F_{21}, F_{32}). Such a mapping can be advantageously used to guide the design of the antenna system by tailoring the degree of convolution of the antenna contour until some preferred values of the factors F_{21} and F_{32} are attained, so that the resulting antenna system: provides the required number of frequency bands in which the MFWD operates; meets MFWD size and/or integration constraints; and/or enhances the RF performance of the antenna system and/or that of the MFWD in at least one of the frequency bands of operation.

In a preferred embodiment, a MFWD comprises an antenna system whose antenna contour features a complexity factor F_{21} larger than one and a complexity factor F_{32} larger than one. In a preferred embodiment, a MFWD comprises an antenna system whose antenna contour features a complexity factor F_{21} larger than or equal to 1.1 and a complexity factor F_{32} larger than or equal to 1.1.

In some examples the antenna contour features a complexity factor F_{32} larger than a certain minimum value in order to achieve some degree of miniaturization.

An antenna contour with a complexity factor F_{32} approximately equal to two, despite achieving substantial size reduction, may not be preferred for a MFWD of the present invention as the antenna system is likely to have reduced capability to operate in multiple frequency bands and/or limited RF performance. Therefore in some examples of embodiments of the present invention the antenna contour features a complexity factor F_{32} smaller than a certain maximum value in order to achieve enhanced RF performance.

In some cases of embodiments of the present invention the antenna contour features a complexity factor F_{32} larger than said minimum value but smaller than said maximum value.

Resmed Corp. - Ex. 1004
Page 440

Said minimum and maximum values for the complexity factor F_{32} can be selected from the list of values comprising: 1.10, 1.15, 1.20, 1.25, 1.30, 1.35, 1.40, 1.45, 1.50, 1.55, 1.60, 1.65, 1.70, 1.75, 1.80, 1.85, and 1.90.

Similarly, in some examples an antenna contour advantageously features a complexity factor F_{21} larger than a lower bound and/or smaller than an upper bound. Said lower and upper bounds for the complexity factor F_{21} can be selected from the list of comprising: 1.05, 1.10, 1.15, 1.20, 1.25, 1.30, 1.35, 1.40, 1.45, 1.50, 1.55, 1.60, 1.65, 1.70, 1.75, and 1.80.

The complexity factors F_{21} and F_{32} have turned out to be relevant parameters that allow for an effective antenna design. Evaluation of those parameters give good hints on possible changes of antennas in order to obtain improved antennas.

In some cases the parameters F_{21} and F_{32} allow for easy identification of unsuitable antennas. Further those parameters may be used in numerical optimization algorithms as target values or to define target intervals in order to speed up such algorithms.

In the following some parameter ranges for F_{21} and F_{32} which have turned out to be particularly advantageous or useful are summarized.

For MFWDs it turned out to be in particular, useful to have a value of F_{21} larger than 1.43, 1.45, 1.47 or preferably more than 1.50. Such values in this complexity factor translate into a richer frequency response of the antenna which allows for more possible resonant frequencies and more frequency bands with better bandwidths or a combination of those effects.

Furthermore, for SMRT or MMT, design demands may be different since those devices are usually larger and a reduction of the antenna size is not of such utmost importance, but energy consumption may be important since those devices have to operate many different functionalities. For those devices,

Resmed Corp. - Ex. 1004
Page 441

therefore a complexity factor F_{21} of only more than 1.39, preferably 1.41 or most preferred more than 1.43 turns out to be advantageous.

For clamshell, twist or slider devices it has to be taken into account that those phones consist of at least two parts which may be moved relative to each other. As a result only a little amount of space is available for the phones and hence, a value of F_{21} of more than 1.43, 1.45, 1.47, or more than 1.50 is advantageous. The same applies to slim devices. For those devices, where there is the requirement of the antenna to be flat, a value of F_{21} greater than the above-mentioned limits provides sufficient possibilities for fringing electromagnetic fields to escape from the area below a patch such that the patch achieves a higher bandwidth and a higher gain. The antenna in case of clamshell, twist or slider devices does not necessarily have to become a patch or patch-like antenna.

For some MFWDs it is usually no more possible to allocate a certain volume which is only available for the antenna. It may, for example, be necessary to fit an antenna around one, two or more openings in which a camera, a speaker, RF connectors, digital connectors, speaker connectors, power connectors, infrared ports and/or mechanical elements such as screws, plastic insets, posts, clips have to be provided. The respective opening(s) can be achieved by a certain value F_{21} which is higher than 1.38, 1.40, or 1.42, or more preferably higher than 1.45 or 1.50. It turned out that with such values for F_{21} it is possible to provide sufficient opening in order to insert other components.

For those antennas which in their physical properties come quite close to patch antennas namely those with an overlap between the antenna and the ground-plane (patch like antennas), a value of F_{21} being higher than 1.45, 1.47, 1.50, or 1.60 turns out to be a good measure for an expected improved bandwidth or gain with respect to a patch antenna without any complexity in at least one of the frequency bands. Said region for F_{21} further turns out to be useful for an MFWD with two or more RF transceivers. With a lower value it will be difficult to sufficiently isolate the two RF transceivers against each other. By the complexity factor F_{21} being more than 1.45, 1.47 or 1.50 the two RF

Resmed Corp. - Ex. 1004
Page 442

transceivers can be electrically separated sufficiently, e.g. by connecting them to two antenna portions which are not in direct electrical contact.

The last mentioned range is equally suitable for a MFWD with two, three or more antenna elements. Those elements may be convoluted into each other in order to occupy less space which translates into a high value of F_{21}.

A MFWD with an antenna with a complexity factor of F_{32} being larger than 1.55, 1.57 or 1.60 is advantageous. Such a high value of F_{32} allows for an additional factor for tuning the frequency of high frequency bands without changing the gross geometry for low frequency bands. For this range of F_{32} it turns out that the parameter F_{21} being lower than 1.41, 1.39, 1.37, or 1.35 is advantageous since for a high value of F_{32} which provides some miniaturization F_{21} may be low in particular to avoid an antenna with too many separate portions or antenna arms since such independent portions are difficult to fix in order to achieve proper mechanical robustness.

For a SMRT or MMT device a value of F_{32} being larger than 1.50, 1.52, 1.55 or 1.60 is desirable. The phones which usually operate in high frequency bands such as UMTS and/or a wireless connectivity of around 2.4 GHz a higher value of F_{32} can be used to appropriately adapt the antenna to a desired resonance frequency and/or bandwidth in those bands.

For slim devices (thickness less than 14mm, 13mm, 12mm, 11mm, 10 mm, 9mm or 8mm) it turns out that a parameter of F_{32} being larger than 1.60, 1.62 or 1.65 may be desired in order to achieve an edge ridge structure which reduces the problems of e.g. flat patch antennas. A high value of F_{32} may lead to an increased bandwidth which is useful for e.g. coverage of the UMTS band. For the same reasons, in some embodiments of MFWD and particularly in slim devices, it is preferred that the intersection of the projection of the antenna rectangle 110 onto the ground plane rectangle 202 is less than 90% of the area of said antenna rectangle. In particular, such a intersection should be in some cases below 80%, 70%, 50%, 30%, 20% or 10% of said area. Such values for the intersection may be given also for devices which are not considered slim.

Resmed Corp. - Ex. 1004
Page 443

For clamshell, twist or slider devices, even higher values of F_{32} such as higher than 1.63, 1.65, 1.68 or 1.70 may be necessary since in those MFWDs the antennas have to be even more flat.

MFWDs which have e.g. a camera or any other item such as a connector integrated in the antenna box it is desirable to have a value of F_{32} being larger than 1.56, 1.58, 1.60 or 1.63. For those devices it turns out that the mechanical fixing of the antenna may be difficult due to other items which are within the antenna box. With a high value of F_{32} being more than 1.55 or the other values mentioned above, the antenna usually has an edge or recess rich structure which facilitates fixing of the antenna at its border. Therefore, usually there is no problem in mechanically holding an antenna with a high value of F_{32}.

Antennas which are overlapping with the ground plane of a PCB of the MFWD with at least 50% or 100%, it is possible to achieve appropriate antenna performance even if the value of F_{21} is smaller than e.g. 1.42, 1.40 or 1.38 in case that the complexity factor F_{32} is more than 1.55. Such edges, curves or steps in the border which lead to a high value of F_{32}, increase efficiency and gain since they lead to strong reorientations of current. This may compensate for lower values of F_{21}, in particular for antennas of patch-like geometry (i.e. those where the antenna overlaps 100% with the ground plane of a PCB of the MFWD).

Equally for MFWDs with two or more RF transceivers, antennas are possible for values of F_{21} being lower than 1.40, 1.38 or 1.35 in case that the complexity factor F_{32} is larger than 1.50, 1.52, 1.53, 1.57 or 1.60. Appropriate separation of the two RF transceivers is difficult with a low value of F_{21}. It may still be possible, however, with a high complexity value of F_{32}, which enables some kind of compensation for a low value of F_{21}.

In some embodiments, when a high level of complexity is sought it might be necessary to design an antenna system whose structure comprises 2, 3 or more antenna elements. Said complexity may be achieved at a coarser and/or

Resmed Corp. - Ex. 1004
Page 444

finer level of detail. When a high level of complexity is sought in a coarser level of detail, a high value of F_{21} might be required, namely more than 1.43, 1.45, 1.47, or 1.50. When a high level of complexity is sought in a finer level of detail, a high value of F_{32} might be required, namely more than 1.61, 1.63, 1.65 or 1.70.

Furthermore, it turned out that for some MFWDs with three or more antenna elements, a value of F_{21} lower than 1.36, 1.34, 1.32, 1.30, or even less than 1.25 is advantageous. In these cases the use of an additional antenna element pursues the enhancement of the radio electric performance of the antenna system in at least one of the frequency bands rather than introducing an additional frequency band disjoint to those already supported by the antenna system. For the above mentioned reason it may be advantageous to keep the value of F_{21} below a certain maximum. That can be achieved by reducing the separation of the third or additional antenna elements with respect to the antenna elements already present in the structure of the antenna system, so that the gaps between those antenna elements are not fully observed at a coarser level of detail. Therefore, for MFWDs with three or more antenna elements lower values of F_{21} may be preferred in certain cases. Additionally, the separation of the antenna system into three or more antenna elements allows for easier adaptation of each antenna element to space requirements within the MFWD such that miniaturization is not such an issue. Therefore, it is possible to have antennas with larger dimensions which then provide for improved radiation efficiency, higher gain and also simply easier design and hence, less costly antennas.

With MFWDs, in general, it turned out to be particular useful to have a value of F_{21} greater than 1.42, 1.44, 1.46, 1.48 or 1.50 while at the same time having a value of F_{32} being lower than 1.44, 1.42, 1.40 or 1.38. This is because for the portion of the antenna which resonates at low frequencies which means long wavelengths, and hence, a long antenna portion, higher miniaturization is required. This miniaturization of large-scale portions translates into a high value of F_{21} and vice versa. For higher frequencies which have smaller wavelengths, there is not such a strong requirement for miniaturization but an enhanced

Resmed Corp. - Ex. 1004
Page 445

bandwidth is desired. Therefore lower values of F_{32} may be preferred. Low values of F_{32} further allow for maximum efficiency since those antennas do not need to be miniaturized extremely.

It is particularly useful to use a parameter range of F_{21} being more than 1.32, 1.34 or 1.36 and less than 1.54, 1.52 or 1.50 while at the same time F_{32} is less than 1.44, 1.42 or 1.40 and more than 1.22, 1.24 or 1.26. In this parameter range the values of F_{21} and F_{32} assume intermediate values which give the possibility to have the different design parameters such as smallness, multi-band and broadband operation, and an appropriate gain and efficiency to be taken into account equally. This parameter range is particularly useful for MFWDs where there is no single or two design parameters which are of outstanding importance.

Another useful parameter range is given by F_{21} being less than 1.32, 1.30 or 1.28 with a value of F_{32} being less than 1.54, 1.52 or 1.50 and at the same time being greater than 1.34, 1.36 or 1.38. This parameter range is useful for MFWDs where the robustness of the device is of outstanding importance since a low value of F_{21} leads to devices with a particularly simple geometry without having many highly diffracted portions which are difficult to fix individually. In order to achieve some miniaturization, however, a value of F_{32} in the indicated range is preferred taking into account also the trade off between the disadvantages of too high values of F_{32} in terms of two strong miniaturization which leads to a poor bandwidth while on the other hand wanting to have at least some kind of miniaturization corresponding to F_{32} being above a lower limit.

For some MFWDs it may be desirable to have the value of F_{32} being less than 1.52, 1.50, 1.48, or 1.45. It was found that antenna elements with highly complex borders are often quite difficult to manufacture and assemble. For instance stamping tools require more resolution and wear out more easily in case of complex borders (which means high value of F_{32}) which translates into higher manufacturing costs (tooling manufacturing costs, tool maintenance

Resmed Corp. - Ex. 1004
Page 446

cost, larger number of hits per piece of the stamping tool) and deliver lead times, particularly for large volume production.

This turns out to be important for e.g. slim phones which turn out to be sold very often such that mass production is common in this market segment which then puts extreme pressure on manufacturing costs, time to market and production volumes.

Additionally, shapes with high factors of F_{32} are very complicated to model with appropriate CAD tools as the very complicated shapes turn out to consume a lot of computing time. This increases development costs which in turn increases total costs of such an antenna design.

Equally, for clamshell, twist or slider phones which may have a major portion of the market share where mass manufacturing is carried out, it may be desirable to have a value of F_{32} being less than 1.30, 1.28 or 1.26.

For relatively low cost and robust antenna design, it is preferable to have the value of F_{21} being more than 1.15 or 1.17 and at the same time being less than 1.40, 1.38 or 1.36 while the value of F_{32} is less than 1.30, 1.28 and more than 1.15 or 1.17.

Additionally, it is advantageous to have a SMRT or a MMT device which is of the type twist, or clamshell.

Further of advantage is an MFWD which is slim (it means it has a thickness of less than 14 mm) and is of the type clamshell, twist or slider. For those devices, the flatness requirement is remarkably strong because each of the parts forming the clamshell, twist or slider may only have a maximum thickness of 5, 6, 7, 8 or 9 mm. With the technology disclosed herein, it is possible to design flat antennas even for such MFWDs.

A MFWD incorporating 3.5G or 4G features (i.e. comprising 3G and other advanced services such as for instance HSDPA, WiBro, WiFi, WiMAX, UWB or

Resmed Corp. - Ex. 1004
Page 447

other high-speed wireless standards, hereinafter 4G services) might require operation in additional frequency bands corresponding to said 4G standards (for instance, bands within the frequency region 2-11 GHz and some of its sub-regions such as for instance 2-11 GHz, 3-10 GHz, 2.4-2.5 GHz and 5-6 GHz or some other bands). In some cases, to achieve a maximum volume compactness it would be advantageous that the same antenna system is capable of supporting the radiation modes corresponding to said additional frequency bands. Nevertheless this approach can be inconvenient as it will increase complexity to the RF circuitry of the MFWD, for example by filters to separate the frequency bands of the 4G services from the frequency bands of the rest of services. Therefore it may be advantageous to have a dedicated antenna for 4G services although inside the antenna box.

In other cases, achieving a good isolation between the frequency bands of the 4G services and the frequency bands of the rest of services (3G and below) is preferred to compactness. In those cases the 4G antenna (i.e. the one or more additional antenna covering one or more of said 4G services) will preferably be separated as much as possible from the antenna box. Generally the long side of the antenna rectangle is placed alongside a short edge of the ground plane rectangle. In some cases it would be advantageous to place the 4G antenna substantially close to the edge that is opposite to said short edge. In other cases it would be advantageous to place the 4G antenna substantially close to an edge that is adjacent to said short edge. Therefore since the MFWD dimensions are usually predefined the separation between antennas can be further increased by reducing the short side of the antenna rectangle and thus increasing its aspect ratio. As a consequence, for those devices, it may be desirable to have a value of $\mathbf{F_{32}}$ higher than 1.35, 1.50, 1.60, 1.65 or 1.75. When the complexity factor $\mathbf{F_{21}}$ is in the lower half of the typical range, for example $\mathbf{F_{21}}$ smaller than 1.40, it may be advantageous to have a value of $\mathbf{F_{32}}$ higher than 1.35. On the other hand when the complexity factor $\mathbf{F_{21}}$ is in the upper half of its typical range, for example $\mathbf{F_{21}}$ larger than 1.45, it may be advantageous to have a value of $\mathbf{F_{32}}$ higher than a minimum value that can be selected from the list of values comprising: 1.10, 1.15, 1.20, 1.25, 1.30, 1.35, 1.40, 1.45, 1.50, 1.55, 1.60, 1.65, 1.70, 1.75, 1.80, 1.85, and 1.90.

Resmed Corp. - Ex. 1004
Page 448

Advantageously MFWD including 4G services may have two or more dedicated antennas for said 4G services forming an antenna diversity arrangement. In those cases not only good isolation between the antenna system and the antennas for said 4G services is required but also good isolation between the two or more antennas forming said antenna diversity arrangement.

One, two or more 4G antennas may be IFA-antennas. They may be located outside of the ground plane rectangle. They may be located next to the ground plane. One, two or more 4G antennas may be slot antennas, preferably within the ground plane.

Typically the number of contacts in an antenna system is proportional to the number of RF transceivers coupled to said antenna system and to the number of antenna elements comprised in the structure of said antenna system. Each RF transceiver drives an antenna element through typically one contact. Additionally each of said antenna elements may have a second contact for grounding purposes. Parasitic antenna elements typically comprise a contact terminal used for grounding purposes.

In some examples, the MFWD integrates an antenna system in such a way that the antenna rectangle of said antenna system is at least partially (such as for instance at least a 10%, 20%, 30%, 40%, 50% or even 60%) or completely on the projection of the ground plane rectangle of said MFWD. In some other examples, said antenna rectangle is completely outside of the projection of the ground plane rectangle of said MFWD.

In some examples in which the antenna rectangle of an antenna system is in the projection of the ground plane rectangle of a MFWD in an area of less than 10, 20 or 30% of said antenna rectangle, the antenna contour of said antenna system preferably features a complexity factor $\mathbf{F_{21}}$ larger than 1.20, 1.30, 1.40 or 1.50. In other examples in which the antenna rectangle of an antenna system is in the projection of the ground plane rectangle of a MFWD in an area larger than 80, 90 or 95% of said antenna rectangle, the antenna contour of said antenna system preferably features a complexity factor $\mathbf{F_{21}}$ smaller 1.30, 1.35, 1.40 or 1.45.

Resmed Corp. - Ex. 1004
Page 449

Another aspect of the integration of an antenna system within a MFWD is the positioning of said antenna system with respect to the one or more bodies comprised in said MFWD.

An antenna system can be integrated either in the top part of a body of a MFWD (usually, above and/or behind a display), or in the bottom part of a body of said MFWD (usually, below and/or behind a keypad).

In some examples, an antenna system integrated on the bottom part of a body of a MFWD features advantageously an antenna contour with a complexity factor F_{21} smaller than 1.45 and a complexity factor F_{32} smaller than 1.50, since generally there is quite more space available in such a part of the device. In some other examples, said antenna contour features preferably a factor F_{21} larger than 1.45 and/or a factor F_{32} larger than 1.75.

In some examples, an antenna system integrated on the top part of a body of a MFWD features advantageously an antenna contour with a complexity factor F_{21} smaller than 1.30, 1.25, or 1.20. In some other examples, said antenna contour features preferably a factor F_{21} larger than 1.45, 1.50 or 1.55.

In some cases, a two-body MFWD (such as for instance a clamshell or a flip-phone, a twist device, or a slider device) integrates the antenna system in the vicinity of the hinge that allows rotation of at least one of the two bodies. In such cases, the antenna contour of said antenna system features preferably a complexity factor F_{21} larger than 1.20 and/or a complexity factor F_{32} larger than or equal to 1.55.

Further of advantage for a general trade off between multiple parameters are values of a complexity factor of F_{21} being more than 1.52 and less than 1.65 and/or a complexity factor F_{32} being more than 1.55 and less than 1.70.

List of figures

Resmed Corp. - Ex. 1004
Page 450

Further characteristics and advantages of the invention will become apparent in view of the detailed description which follows of some preferred embodiments of the invention given for purposes of illustration only and in no way meant as a definition of the limits of the invention, made with reference to the accompanying drawings:

Fig. 1 – shows a perspective view of a MFWD including a space for the integration of an antenna system, and its corresponding antenna box; and antenna rectangle.

Fig. 2a – shows an example MFWD comprising a ground plane layer included in a PCB, and its corresponding ground plane rectangle.

Fig. 2b – shows the ground plane rectangle of the MFWD of Fig. 2a in combination with an antenna rectangle for an antenna system.

Fig. 3 – shows an example of an antenna contour of an antenna system for a MFWD.

Fig. 4 – from top to down shows an example of a process (for instance a stamping process) followed to shape a rectangular conducting plate to create the structure of an antenna system for a MFWD.

Fig. 5 – shows an example of MFWD being held typically by a right-handed user to originate a phone call, and how the feeding point corner of the antenna rectangle of said MFWD may be selected.

Fig. 6a – shows an example of a first grid to compute the complexity factors of an antenna contour.

Fig. 6b – shows an example of a second grid to compute the complexity factors of an antenna contour.

Resmed Corp. - Ex. 1004
Page 451

Fig. 6c – shows an example of a third grid to compute the complexity factors of an antenna contour.

Fig. 7 – shows the two-dimensional representation of the F_{32} vs. F_{21} space.

Fig. 8a – shows an example of an antenna contour inspired in a Hilbert curve under a first grid to compute the complexity factors of said antenna contour.

Fig. 8b – shows the example of the antenna contour of Fig. 8a under a second grid to compute the complexity factors of said antenna contour.

Fig. 8c – shows the example of the antenna contour of Fig. 8a under a third grid to compute the complexity factors of said antenna contour.

Fig. 9a – shows an example of a quasi-rectangular antenna contour featuring a great degree of convolution in its perimeter under a first grid to compute the complexity factors of said antenna contour.

Fig. 9b – shows the example of the quasi-rectangular antenna contour featuring a great degree of convolution of Fig. 9a under a second grid to compute the complexity factors of said antenna contour.

Fig. 9c – shows the example of the quasi-rectangular antenna contour featuring a great degree of convolution of Fig. 9a under a third grid to compute the complexity factors of said antenna contour.

Fig. 10a – shows an example of a triple branch antenna contour under a first grid to compute the complexity factors of said antenna contour.

Fig. 10b – shows the example of the triple branch antenna contour of Fig. 10a under a second grid to compute the complexity factors of said antenna contour.

Resmed Corp. - Ex. 1004
Page 452

Fig. 10c – shows the example of the triple branch antenna contour of Fig. 10a under a third grid to compute the complexity factors of said antenna contour.

Fig. 11 – shows the mapping of the antenna contour of Figs. 6, 8, 9 and 10 in the F_{32} vs. F_{21} space.

Fig. 12a – shows an example of antenna contour of the antenna system of a MFWD according to the present invention.

Fig. 12b – shows an example of a PCB of a MFWD including a layer that serves as the ground plane to the antenna system of Fig. 12a.

Fig. 13a – shows the antenna contour of Fig. 12a placed under a first grid to compute the complexity factors of said antenna contour.

Fig. 13b – shows the antenna contour of Fig. 12a placed under a second grid to compute the complexity factors of said antenna contour.

Fig. 13c – shows the antenna contour of Fig. 12a placed under a third grid to compute the complexity factors of said antenna contour.

Fig. 14a – shows an antenna contour according to the present invention placed under a first grid to compute the complexity factors of said antenna contour.

Fig. 14b – shows the antenna contour according to the present invention of Fig. 14a placed under a second grid to compute the complexity factors of said antenna contour.

Fig. 14c – shows the antenna contour according to the present invention of Fig. 14a placed under a third grid to compute the complexity factors of said antenna contour.

Resmed Corp. - Ex. 1004
Page 453

Fig. 15 – shows the mapping of the antenna contour of Figs. 12 and 14 in the F_{32} vs. F_{21} space.

Description of the figures

Figure 1 shows a perspective view of a MFWD 100 comprising in this particular example only one body. A volume 101 within said MFWD 100 is made available for the integration of an antenna system. The MFWD 100 also comprises a multilayer PCB that includes feeding means and/or grounding means. A layer 102 of said PCB serves as a ground plane of the antenna system.

An antenna box 103 is obtained as a minimum-sized parallelepiped that completely encloses the volume 101. In this example, the antenna box 103 has rectangular faces 104–109. According to the present invention, the structure of the antenna system comes into contact with each of the six (6) faces of the antenna box 104–109 in at least one point of each face. Moreover, the antenna system of MFWD 100 has no portion that extends outside the antenna box 103.

An antenna rectangle 110 is obtained as the orthogonal projection of the antenna box 103 along the normal to the face with largest area, which in this case is the direction normal to faces 104 and 105.

Figure 2a represents a top plan view of the MFWD 100. For the sake of clarity, the volume 101 has been omitted in the figure. A ground plane rectangle 200 is adjusted around the layer 102 that serves as a ground plane to the antenna system of the MFWD 100. The ground plane rectangle 200 is a minimum-sized rectangle in which each of its edges is tangent to at least one point of the perimeter of layer 102.

Figure 2b depicts the relative position of the ground plane rectangle 200 and the antenna rectangle 110 for the MFWD 100 of Figure 1. The antenna

Resmed Corp. - Ex. 1004
Page 454

rectangle has a long side 203 and a short side 204. The ground plane rectangle has a long edge 202 and a short edge 201.

In this particular example, the antenna rectangle 110 and the ground plane rectangle 200 lie substantially on a same plane (i.e., the antenna rectangle 110 and the ground plane rectangle 200 are substantially coplanar). Furthermore, a long side of the antenna rectangle 203 is substantially parallel to a short edge of the ground plane rectangle 201, while in some other embodiments it will be substantially parallel to a long edge of the ground plane rectangle.

In this example, the antenna rectangle 110 is partially overlapping the ground plane rectangle 200. Although in other cases, they can be completely overlapping or completely non-overlapping. Moreover, in this example the placement of the antenna rectangle 110 is not symmetrical with respect to a symmetry axis that is parallel to the long edge of the ground plane rectangle 202 and that passes by the middle point of the short edge of said ground plane rectangle 201.

Figure 3 shows an example of a structure of an antenna system contained within an antenna box 301. In this particular example, said structure comprises only one antenna element 300. The antenna element 300 has been shaped as to be able to support different radiation modes, so that the resulting antenna system can operate in multiple frequency bands. In particular, two apertures 302 and 303 with closed perimeter have been created in the antenna element 300. Additionally, the antenna element 300 also features an opening 304 that increases the number of segments that form the perimeter of said antenna element 300. The antenna element 300 also includes two parts 305 and 306 that are bent 90° with respect to the rest of the antenna element 300, but are fully contained in the antenna box 301.

The bottom part of Figure 3 shows an antenna rectangle 351 associated to the antenna box 301. Said antenna rectangle 351 contains the antenna contour 350 associated to the antenna element 300.

Resmed Corp. - Ex. 1004
Page 455

The antenna contour 350 comprises three disjoint subsets of segments: A first subset is formed by the segments of the perimeter 357 (which includes both external segments of the antenna element 300 and those segments added to said antenna element by the opening 304) and the group of segments 356 corresponding to the orthogonal projection of part 306 of the antenna element 300; a second subset is formed by the segments 352 associated to the perimeter of aperture 302; and a third subset is formed by the segments 353 associated to the perimeter of aperture 303.

Note that in this example, part 305 of the antenna element 300 has an orthogonal projection that completely matches a segment of the perimeter 357, and therefore does not increase the number of segments of the antenna contour 350.

Figure 4 shows how the structure of an antenna system such as the one presented in Figure 3 can be obtained by appropriately shaping a rectangular conducting plate 400. The Figure can be seen also as three steps (top to down) comprised in a manufacturing process of said antenna system by means of, for instance, a stamping process.

The top part of Figure 4 shows said plate 400 occupying (and extending beyond) the antenna rectangle 351 (represented as a dash-dot line). The cut out lines that delimit those parts of the conducting plate 400 that will be removed are depicted as dashed lines. A peripheral part of the plate 400 will be removed, as indicated by the outline 401. Additionally, two closed apertures will be created as defined by outline 402 and outline 403.

The middle part of Figure 4 shows a planar structure 430 resulting after eliminating the parts of plate 400 that will not be used to create the antenna system. In said planar structure 430, two closed apertures 302 and 303, and an opening 304 can be identified.

The planar structure 430 has a first part 405, and a second part 406, that extend beyond the antenna rectangle 351. Said first and second parts 405 and

Resmed Corp. - Ex. 1004
Page 456

406 will need to be bent or folded so that their orthogonal projection does not extend outside the antenna rectangle 351.

The bottom part of Figure 4 shows the antenna element 300 obtained from the planar structure 430. Said antenna element 300 is a three-dimensional structure that fits within the antenna box 301 (also depicted as a dash-dot line). The first part of the planar structure 405 is bent 90 degrees downwards (in the direction indicated by arrow 431) to become part 305 of the antenna element 300. The second part of the planar structure 406 is folded twice to become part 306 of said antenna element 300. Said second part 406 is rotated a first time 90 degrees downwards (as indicated by the arrow 432), and then at another point along said second part 406 rotated a second time 90 degrees leftwards (as indicated by the arrow 433).

Figure 5 shows a MFWD 500 consisting of a single body being held typically by a right-handed user to originate a phone call while facing a display of said MFWD 501. The MFWD 500 comprises an antenna system and a PCB that includes a layer that serves as a ground plane of said antenna system 502 (depicted in dashed line). The antenna system is to be arranged inside an antenna box, whose antenna rectangle 503, 504 is depicted also in dashed line. The antenna rectangle 503, 504 is in the projection of the ground plane layer 502. In the case of Figure 5a, the antenna rectangle 503 is placed substantially in the top part of the body of the MFWD 500 (i.e., above and/or behind a display 501), while in Figure 5b the antenna rectangle 504 is placed substantially in the bottom part of the body of the MFWD 500 (i.e., below and/or behind a keypad).

For ergonomics reasons, it is advantageous in the examples of the Figure 5 to select a corner of the antenna rectangle close to the left edge of the MFWD 500. The upper left corner of the antenna rectangle 505 is selected as the feeding point corner in the case of Figure 5a, while the lower left corner of the antenna rectangle 506 is selected as the feeding point corner in the case of Figure 5. In these two examples the corners designated as feeding point corners 505, 506 are also substantially close to a short edge of a ground plane rectangle (not depicted in Figure 5) that encloses the ground plane layer 502.

Resmed Corp. - Ex. 1004
Page 457

Figure 6 represents an example of a first grid 601, a second grid 602 and a third grid 603 used for the computation of the complexity factors $\mathbf{F_{21}}$ and $\mathbf{F_{32}}$ of an antenna contour that fits in an antenna rectangle 600. Said antenna rectangle 600 has a long side 603 and a short side 604.

In Figure 6b, the second grid 602 has been adjusted to the size of the antenna rectangle 600. The long side of the antenna rectangle 603 is fitted with nine (9) columns of cells of said second grid 602. As far as the number of rows is concerned, the aspect ratio of the antenna rectangle 600 in this particular example is such that a cell aspect ratio closest to one is obtained when the short side of the antenna rectangle 604 is fitted with five (5) rows of cells of said second grid. Therefore, the antenna rectangle 600 is perfectly tessellated with 9 by 5 cells of the second grid 602.

Figure 6a shows a possible first grid 601 obtained from grouping 2-by-2 cells of the second grid 602. In this example, the upper left corner of the antenna rectangle 600 is selected as the feeding point corner 605. A first cell of the first grid 606 is placed such that said cell 606 has a corner being the feeding point corner 605 and is completely inside the antenna box 600. In the example of Figure 6a, the antenna rectangle 600 spans five (5) columns and three (3) rows of cells of the first grid 601.

Since the antenna rectangle 600 is tessellated with an odd number of columns and rows of cells of the second grid. An additional column 608 and an additional row 609 of cells of the second grid 602 are necessary to have enough cells of the first grid 601 to completely cover the antenna rectangle 600. Said additional column 608 and additional row 609 meet at the lower right corner of the antenna rectangle 607 (i.e., the corner opposite to the feeding point corner 605).

Figure 6c shows the third grid 603 obtained from dividing each cell of the second grid 602 into four (4) cells. Each cell of the third grid 603 has a cell width and cell height equal a half of the cell width and cell height of a cell of the second grid 602. Thus, in this example the antenna rectangle 600 is perfectly

Resmed Corp. - Ex. 1004
Page 458

tessellated with eighteen (18) columns and ten (10) rows of cells of the third grid 603.

Figure 7 shows the two-dimensional space 700 defined by the complexity factors $\mathbf{F_{21}}$ and $\mathbf{F_{32}}$. The antenna contour of the antenna system of a MFWD is represented as a bullet 701 of coordinates ($\mathbf{F_{21}}$, $\mathbf{F_{32}}$) in said two-dimensional space 700.

Figure 8 provides an example to illustrate the complexity factors that feature two antennas radically different: A rectangular antenna that occupies the area of an antenna rectangle 800 for a MFWD; and an antenna whose contour is inspired in a Hilbert curve 810 that fills the available space within the antenna rectangle 800. These two antenna examples, although not advantageous to provide the multiple frequency band behavior required for the antenna system of a MFWD, help to show the relevance of the two complexity factors.

Figure 8 shows said antenna 810 inside the antenna rectangle 800 under a first grid 801, a second grid 802, and a third grid 803. In this example, the antenna rectangle 800 is perfectly tessellated with nine (9) columns and five (5) rows of cells of said second grid 802 (Figure 8b). The antenna 810 has a feeding point 811, located substantially close to the lower left corner of the antenna rectangle 805 (being thus the feeding point corner).

In Figure 8a, there are fifteen (15) cells of the first grid 801 at least partially inside the antenna rectangle 800 and that include at least a point of the antenna contour of antenna 810 (i.e., $\mathbf{N_1}$=15). As far as the antenna contour of the antenna 810, said contour. In Figure 8b, there are forty-five (45) cells of the second grid 802 completely inside the antenna rectangle 800 and that include at least a point of the antenna contour of the antenna 810 (i.e., $\mathbf{N_2}$=45). Finally in Figure 8c, there are one hundred eighty (180) cells of the third grid 803 completely inside the antenna rectangle 800 and that include at least a point of the antenna contour of the antenna 810 (i.e., $\mathbf{N_3}$=180). Therefore, in the present example, an antenna whose contour is inspired in the Hilbert curve 810 features $\mathbf{F_{21}}$=1.58 (i.e., smaller than 2.00) and $\mathbf{F_{32}}$=2.00.

Resmed Corp. - Ex. 1004
Page 459

On the other hand if the process of counting the cells in each of the three grids is repeated for a rectangular antenna whose contour is the antenna rectangle 800 then N_1=12, N_2=24 and N_3=52, which results in F_{21}=1.00 and F_{32}=1.12 (i.e., larger than 1.00).

These results illustrate that complexity factor F_{21} is geared more towards discerning if the antenna contour of a particular antenna system distinguishes sufficiently from a rectangular antenna rather than capturing the complete intricacy of said antenna contour, while complexity factor F_{32} is predominantly directed towards capturing if the degree of complexity of said antenna contour approaches to that of a highly-convoluted curve such as a Hilbert curve.

Figures 9 and 10 provide two examples to illustrate the complexity factors that feature a quasi-rectangular antenna 910 having a highly convoluted perimeter and a triple branch antenna 1010, respectively. These two antenna examples help to show the relevance of the two complexity factors.

Figure 9 shows said antenna 910 inside the antenna rectangle 900 under a first grid 901, a second grid 902, and a third grid 903. In this example, the antenna rectangle 900 is perfectly tessellated with nine (9) columns and five (5) rows of cells of said second grid 902 (Figure 9b). The antenna 910 has a feeding point 911, located substantially close to the upper left corner of the antenna rectangle 905 (being thus the feeding point corner).

In Figure 9a, there are twelve (12) cells of the first grid 901 at least partially inside the antenna rectangle 900 and that include at least a point of the antenna contour of antenna 910 (i.e., N_1=12). In Figure 9b, there are twenty-four (24) cells of the second grid 902 completely inside the antenna rectangle 900 and that include at least a point of the antenna contour of the antenna 910 (i.e., N_2=24). Finally in Figure 9c, there are ninety-six (96) cells of the third grid 903 completely inside the antenna rectangle 900 and that include at least a point of the antenna contour of the antenna 910 (i.e., N_3=96). Therefore, in the present example, a quasi-rectangular antenna 910 having a highly convoluted

Resmed Corp. - Ex. 1004
Page 460

perimeter features F_{21}=1.00 and F_{32}=2.00. This antenna example on a coarse scale (as probed e.g. by a long wavelength resonance) appears quite similar to a rectangle which is also shown by F_{21} being very low. On the other hand the edge is highly convoluted which will have influence on small wavelength resonances. This feature is well captured by a high value of F_{32}.

Figure 10 shows antenna 1010 inside the antenna rectangle 1000 under a first grid 1001, a second grid 1002, and a third grid 1003. In this example, the antenna rectangle 1000 is perfectly tessellated with nine (9) columns and five (5) rows of cells of said second grid 1002 (Figure 10b). The antenna 1010 has a feeding point 1011, located substantially close to the bottom left corner of the antenna rectangle 1005 (being thus the feeding point corner).

As for the antenna 1010 of Figure 10, in Figure 10a, there are ten (10) cells of the first grid 1001 at least partially inside the antenna rectangle 1000 and that include at least a point of the antenna contour of antenna 1010 (i.e., N_1=10). In Figure 10b, there are thirty-four (34) cells of the second grid 1002 completely inside the antenna rectangle 1000 and that include at least a point of the antenna contour of the antenna 1010 (i.e., N_2=34). Finally in Figure 10c, there are seventy (70) cells of the third grid 1003 completely inside the antenna rectangle 1000 and that include at least a point of the antenna contour of the antenna 1010 (i.e., N_3=70). Therefore, in the present example, a triple branch antenna, similar to an asymmetric fork, features F_{21}=1.77 and F_{32}=1.04. In this fork example the antenna is not miniaturized since the three branches are essentially straight. Here this corresponds to a low value of F_{32}. The fork, however is substantially different from a rectangle this the three branches can be identified clearly. This translates to a high value of F_{21}.

Figure 11 maps the values of the complexity factors F_{21} and F_{32} of the example antennas of figures 8, 9, and 10. The example rectangular antenna that occupies the area of an antenna rectangle 800 features a pair of complexity factors F_{21}=1.00 and F_{32}=1.12 and is mapped as bullet 1102 in figure 11. The complexity factors for the antenna whose contour is inspired in a Hilbert curve 810 are F_{21}=1.58 and F_{32}=2.00 and is mapped as bullet 1101. The quasi-

Resmed Corp. - Ex. 1004
Page 461

rectangular antenna having a highly convoluted perimeter of 910 features complexity factors F_{21}=1.00 and F_{32}=2.00 and is mapped as bullet 1103. Bullet 1104 represents the pair of complexity factors F_{21}=1.77 and F_{32}=1.04 for the example triple branch antenna 1010. These antenna examples help to show the relevance of the two complexity factors. Further they show how the entire two dimensional space 700 might be available for the antenna system design.

Figure 12a shows a top-plan view of the structure 1200 of an antenna system for a MFWD according to the present invention. The antenna rectangle 1210 is depicted as a dashed line. The structure 1200 has been shaped to attain the desired multiple frequency band operation and RF performance. In particular peripheral parts of a substantially flat conducting plate have been removed, and slots 1230–1233 have been created within said structure 1200. Slot 1232 divides the structure 1200 into two antenna elements 1201 and 1202. Antenna element 1201 and antenna element 1202 are not in direct contact, although said two antenna elements 1201 and 1202 are in contact through the ground plane of the MFWD.

The resulting structure 1200 supports different radiation modes as to operate two mobile communication standards: GSM and UMTS. More specifically it operates the GSM standard in the 900MHz band (completely within the 810MHz – 960MHz region of the spectrum), in the 1800MHz band (completely within the 1710MHz – 1990MHz region of the spectrum), and in the 1900MHz band (also completely within the 1710MHz – 1990MHz region of the spectrum). The UMTS standard makes use of a band completely within the 1900MHz – 2170MHz region of the spectrum. Therefore, the antenna system operates in four (4) frequency bands within three (3) regions of the electromagnetic spectrum.

In the example, the MFWD comprises four (4) contact terminals to couple the structure of said antenna system 1200 with feeding means and grounding means included on a PCB of said MFWD. In the figure, the antenna element 1201 includes a feeding point 1204 and a grounding point 1203, while the antenna element 1202 includes another feeding point 1205 and a grounding point 1206.

Resmed Corp. - Ex. 1004
Page 462

The feeding point 1204 is responsible for the operation of the antenna system in its lowest frequency band (i.e., the 900MHz band of the GSM standard). Therefore, the lower left corner of the antenna rectangle 1211 is chosen to be the feeding point corner.

Figure 12b shows the position of the antenna rectangle relative to the PCB that includes a layer 1220 that serves as a ground plane of the antenna system. Said layer is confined in a minimum-sized rectangle 1221 (depicted in dash-dot line), defining the ground plane rectangle for the MFWD. In this example, the antenna rectangle 1210 is placed substantially in the bottom part of the PCB of said MFWD. Moreover, the antenna rectangle 1210 is substantially parallel to the ground plane rectangle 1221. The antenna rectangle 1210 in this example is completely located in the projection of the ground plane rectangle 1221; however, the antenna rectangle 1210 is not completely on the projection of the ground plane layer 1220 that serves as a ground plane.

A long side of the antenna rectangle 1210 is substantially parallel to a short edge of the ground plane rectangle. The feeding corner 1211 is near a corner of the ground plane rectangle, providing advantageously a longer path to the electric and/or equivalent magnetic currents flowing on the ground plane layer 1220 to potentially enhance the RF performance of the antenna system or the RF performance of the MFWD in at least a lowest frequency band.

The antenna contour of the structure of antenna system 1200 of the example in Figure 12a is formed by the combination of two disjoint subsets of segments. A first subset is given by the perimeter of the antenna element 1201 and comprises forty-eight (48) segments. A second subset is given by the perimeter of the antenna element 1202 and comprises twenty-six (26) segments. Additionally, all these segments are shorter than at least one tenth of a free-space wavelength corresponding to the lowest frequency band of operation of said antenna system.

Moreover, the length of the antenna contour of the structure 1200 is more than six (6) times larger than the length of a diagonal of the antenna rectangle 1210 in which said antenna contour is confined.

Resmed Corp. - Ex. 1004
Page 463

In Figure 13, the antenna contour of the structure of the antenna system 1200 is placed under a first grid 1301, a second grid 1302, and a third grid 1303 for the computation of the complexity factors of said structure 1200.

The antenna rectangle 1210 has been fitted with nine (9) columns and five (5) rows of cells of said second grid 1302 (in Figure 10b), as the aspect ratio of the antenna rectangle 1210 is such that fitting five (5) rows of cells in the short side of the antenna rectangle 1210 produces a cell of the second grid 1302 with an aspect ratio closest to one.

In Figure 13a, there are thirteen (13) cells of the first grid 1301 that, while being at least partially inside the antenna rectangle 1210, include at least a point of the antenna contour of the structure 1200 (i.e., $\mathbf{N_1}$=13).

In Figure 13b, there are thirty-eight (38) cells of the second grid 1302 completely inside the antenna rectangle 1210 and that include at least a point of the antenna contour of the structure 1200 (i.e., $\mathbf{N_2}$=38).

Finally in Figure 13c, there are one hundred eighty (114) cells of the third grid 1303 completely inside the antenna rectangle 1210 and that include at least a point of the antenna contour of the structure 1200 (i.e., $\mathbf{N_3}$=114).

The complexity factor $\mathbf{F_{21}}$ is computed as

$$F_{21} = -\frac{\log(38) - \log(13)}{\log(1/2)} = 1.55$$

while the complexity factor $\mathbf{F_{32}}$ is obtained as

$$F_{32} = -\frac{\log(114) - \log(38)}{\log(1/2)} = 1.58$$

Therefore, the example of structure of antenna system for a MFWD 1200 features advantageously complexity factors $\mathbf{F_{21}}$=1.55 and $\mathbf{F_{32}}$=1.58.

Resmed Corp. - Ex. 1004
Page 464

Figure 14 shows antenna 1410 inside the antenna rectangle 1400 under a first grid 1401, a second grid 1402, and a third grid 1403 for the computation of the complexity factors of said antenna 1410. In this example, the antenna rectangle 1400 may be tessellated with nine (9) columns and five (5) rows of cells of said second grid 1402 (Figure 14b) as well as with nine (9) columns and seven (7) rows of cells of said second grid (not depicted) since in both cases the aspect ratio is at its closest to one. A second grid 1402 with nine (9) columns and five (5) rows of cells has been selected since the aspect ratio for grid 1402 is bigger than 1. The antenna 1410 has a feeding point 1411, located substantially close to the bottom left corner of the antenna rectangle 1405 (being thus the feeding point corner).

In Figure 14a, there are fifteen (15) cells of the first grid 1401 that, while being at least partially inside the antenna rectangle 1400, include at least a point of the antenna contour 1410 (i.e., $\mathbf{N_1}$=15).

In Figure 14b, there are forty-two (42) cells of the second grid 1402 completely inside the antenna rectangle 1400 and that include at least a point of the antenna contour 1410 (i.e., $\mathbf{N_2}$=42).

Finally in Figure 14c, there are one hundred and fifty-one (151) cells of the third grid 1403 completely inside the antenna rectangle 1400 and that include at least a point of the antenna contour of the structure 1410 (i.e., $\mathbf{N_3}$=151).

The complexity factor $\mathbf{F_{21}}$ is computed as

$$F_{21} = -\frac{\log(42) - \log(15)}{\log(1/2)} = 1.49$$

while the complexity factor $\mathbf{F_{32}}$ is obtained as

$$F_{32} = -\frac{\log(151) - \log(42)}{\log(1/2)} = 1.85$$

Resmed Corp. - Ex. 1004
Page 465

Therefore, the example antenna 1410 for a MFWD features advantageously complexity factors $\mathbf{F_{21}}$=1.49 and $\mathbf{F_{32}}$=1.85.

The antenna contour of the structure 1200 is mapped as a bullet 1501 with coordinates (1.55, 1.58), as depicted in Figure 15. The antenna 1410 is mapped as a bullet 1502 with coordinates (1.49, 1.85), as depicted in Figure 15 as well. Those two examples show cases where intermediate values $\mathbf{F_{21}}$ and $\mathbf{F_{32}}$ are used. For intermediate values the value of $\mathbf{F_{21}}$ of the structure 1200 is relatively high and in case of the structure 1400 the value of $\mathbf{F_{32}}$ is relatively high.

Resmed Corp. - Ex. 1004
Page 466

Claims

1.- Multifunction wireless device.

2. Multifunction wireless device with:

- a memory of more than 1 GByte,
- a central data processing unit (CPU),
- a screen with at least 75.000 pixels and a color resolution depth of more than 65.000 colors,
- a keypad with more than 40 keys and/or a touch screen with a size of at least half the size of the device,
- two bodies which can be moved relative against to each other, such as a clamshell, flip, twist or slider device,
- a battery for energy supply of the device without any external energy supply,
- first means for providing a wireless connection for a mobile phone service within at least two different mobile phone communication standards and,
- second means for providing a wireless connection for other digital data transmission with a data transmission rate of at least 1 Mbit/s, and
- an antenna system at least for the first means for providing a wireless connection, wherein the antenna system has:
  - a complexity factor of $\mathbf{F_{21}}$ being more than 1.52 and less than 1.65 and
  - a complexity factor $\mathbf{F_{32}}$ being more than 1.55 and less than 1.70.

Resmed Corp. - Ex. 1004
Page 467

Abstract

The present invention refers to a multifunction wireless device.

Resmed Corp. - Ex. 1004
Page 468

Figures

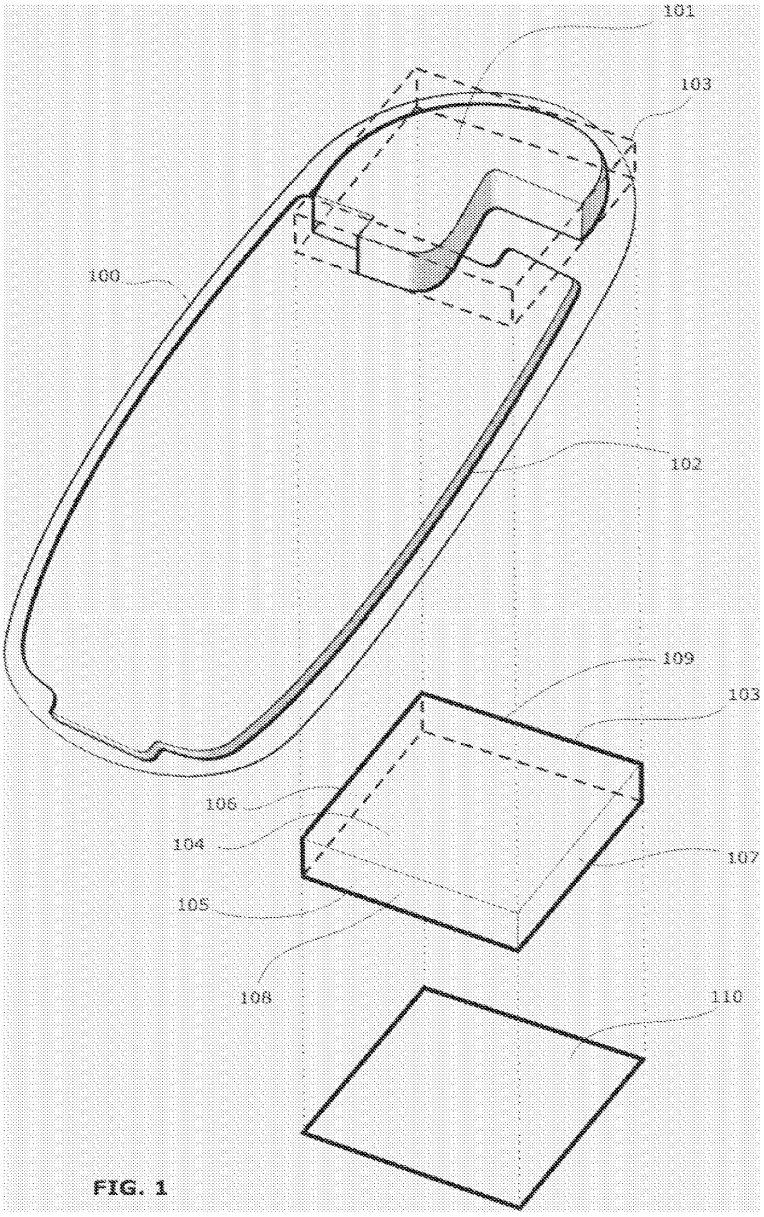

FIG. 1

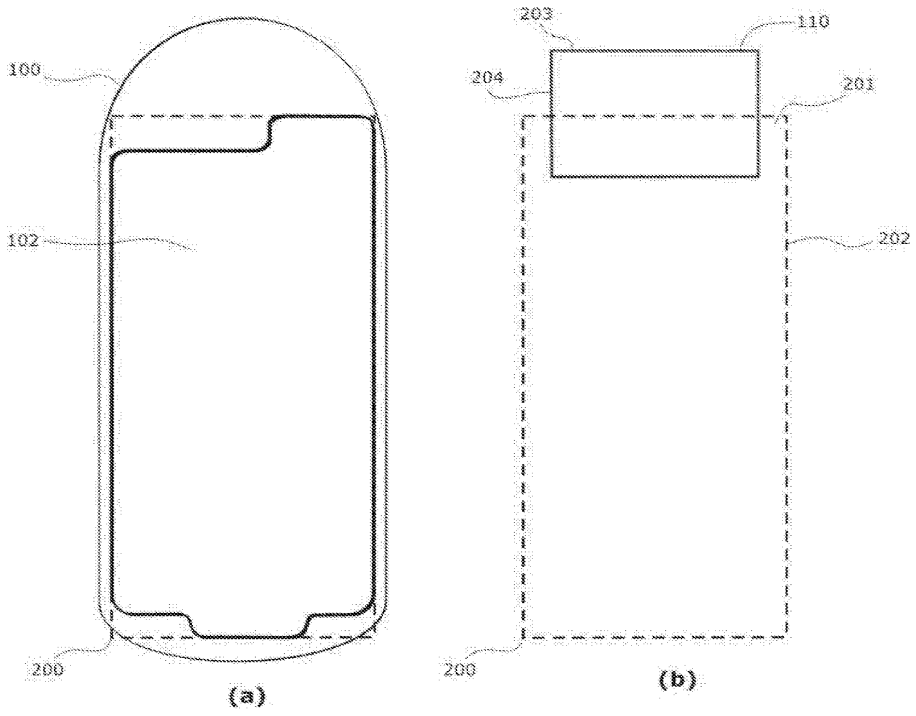
100
102
200
(a)
203
110
204
201
202
200
(b)

FIG. 2

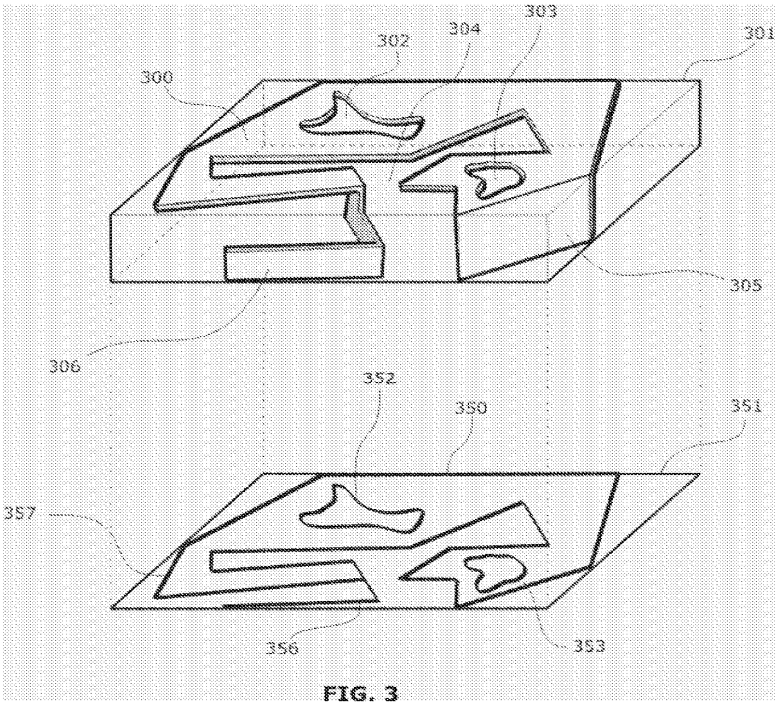
303
304
302
301
300
305
306
352
350
351
357
356
353

FIG. 3

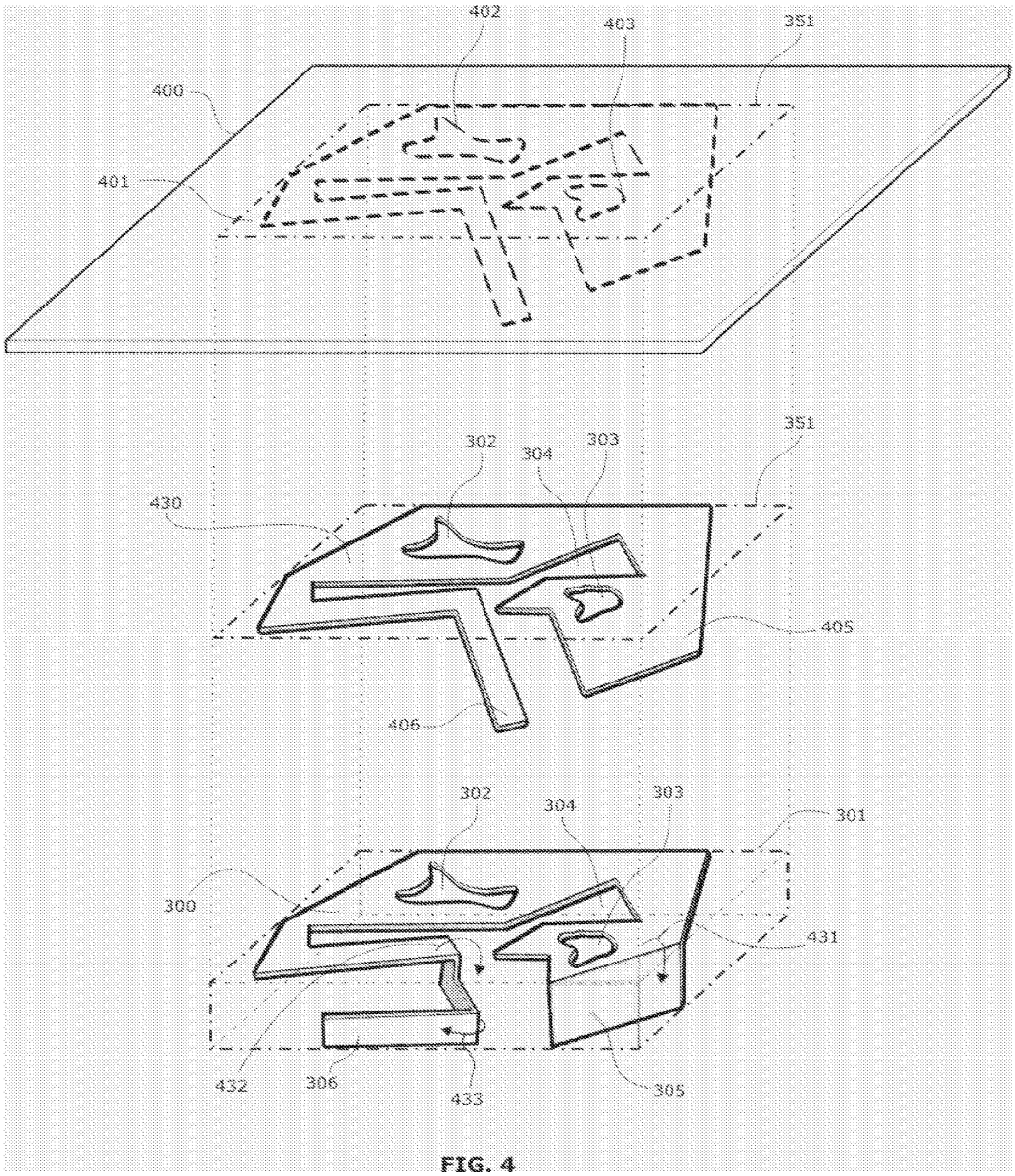
402
403
351
400
401
351
302
304
303
430
405
406
302
304
303
301
300
431
432
306
433
305

FIG. 4

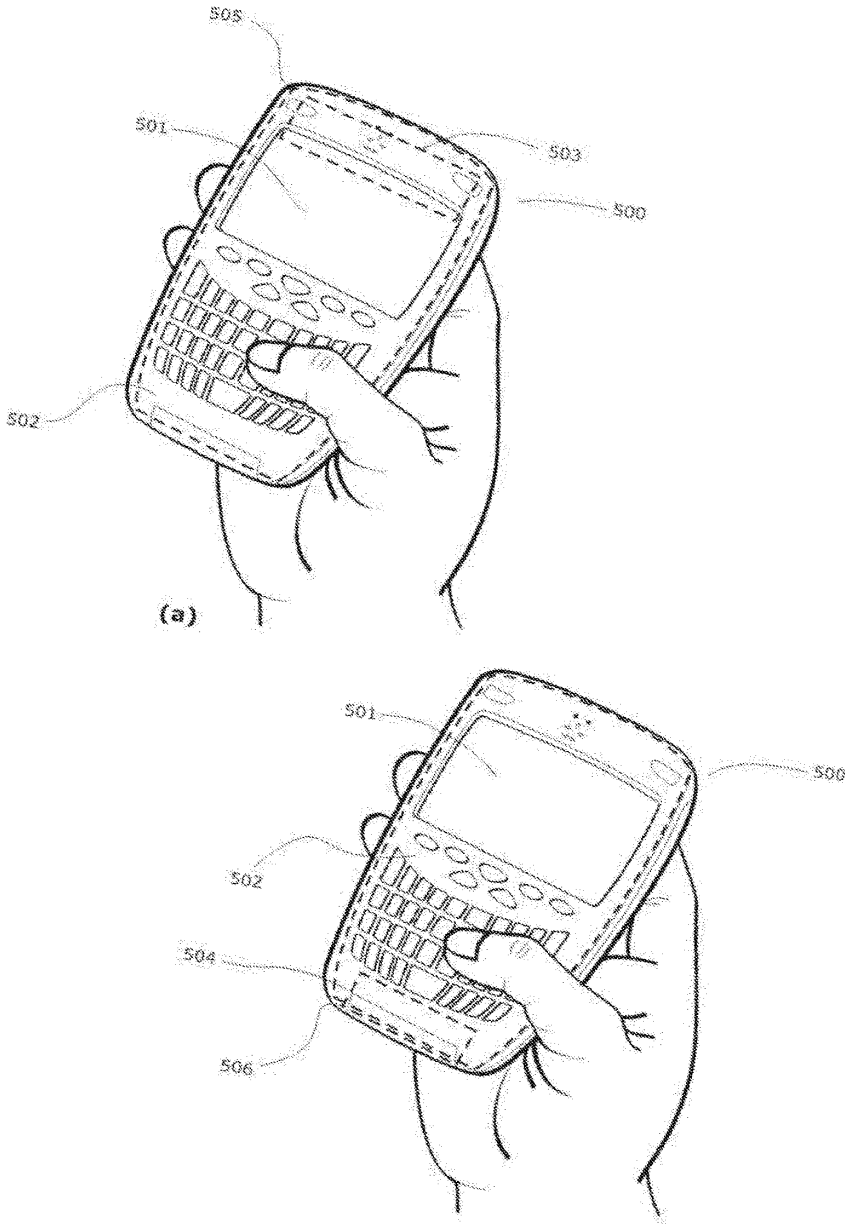

FIG. 5

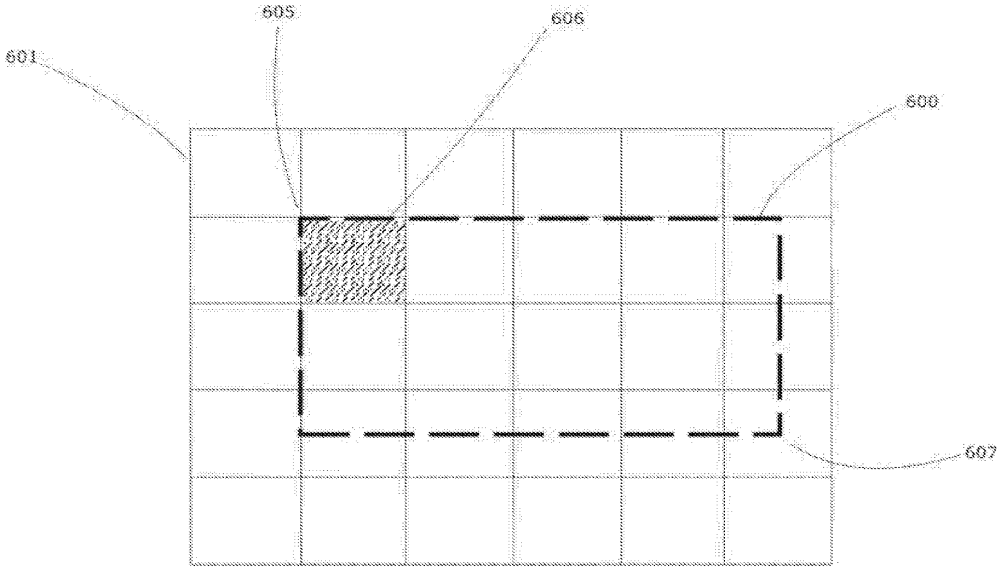

[FIG. 6a]

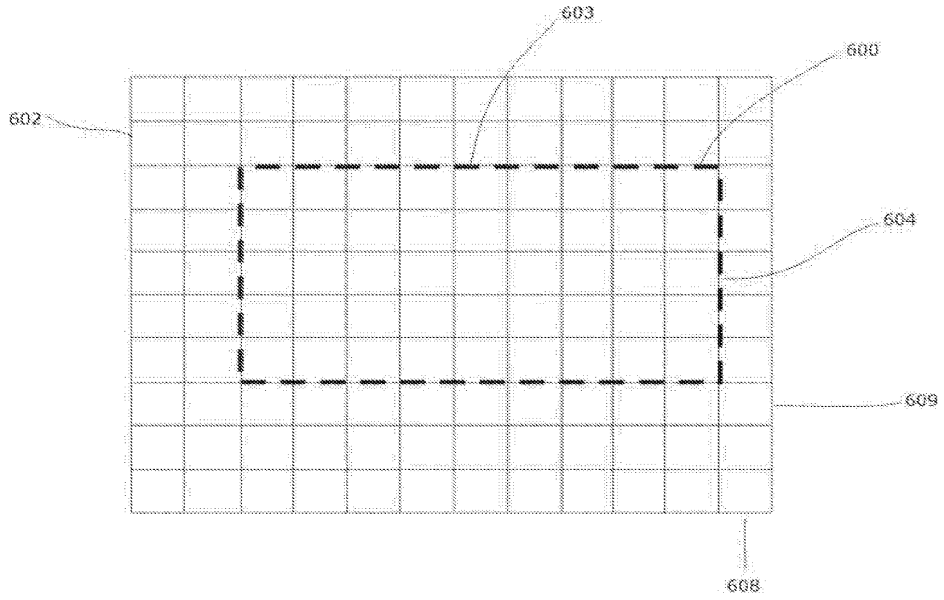

[FIG. 6b]

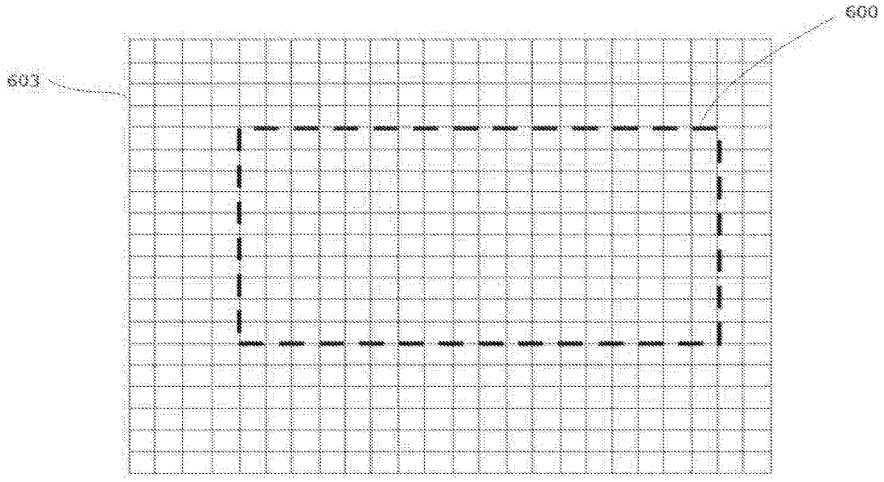
600
603

[FIG. 6c]

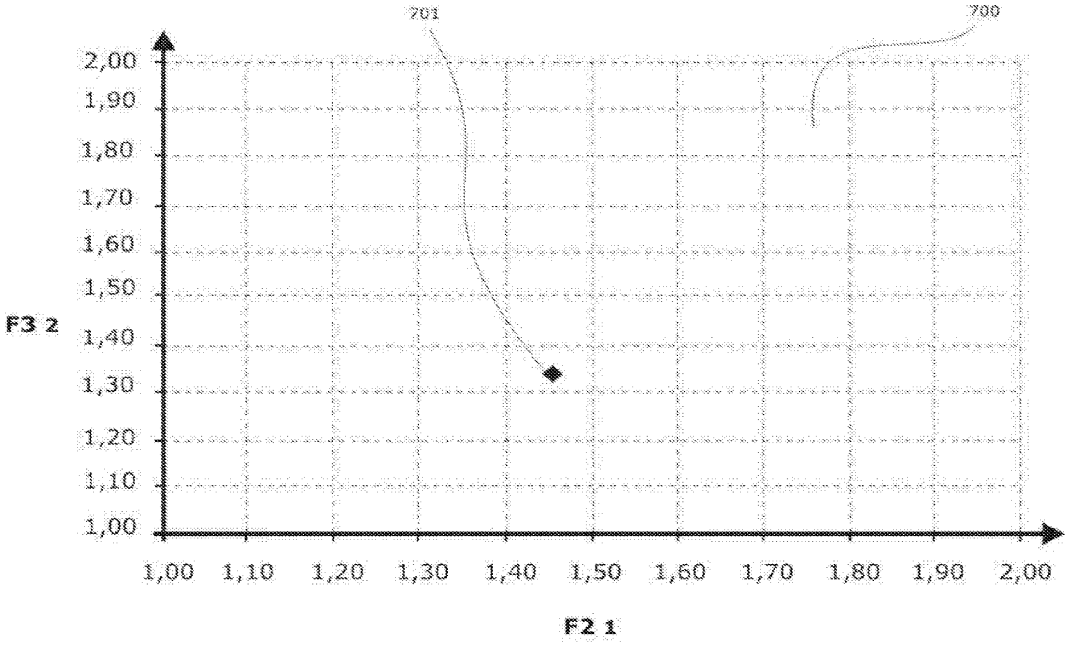
701
700
2,00
1,90
1,80
1,70
1,60
1,50
1,40
1,30
1,20
1,10
1,00
F3 2
1,00 1,10 1,20 1,30 1,40 1,50 1,60 1,70 1,80 1,90 2,00
F2 1

[FIG. 7]

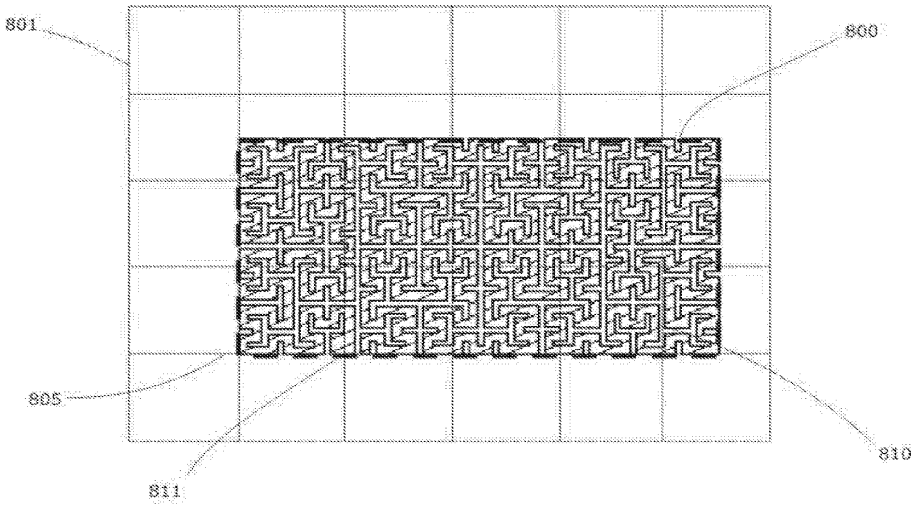

[FIG. 8a]

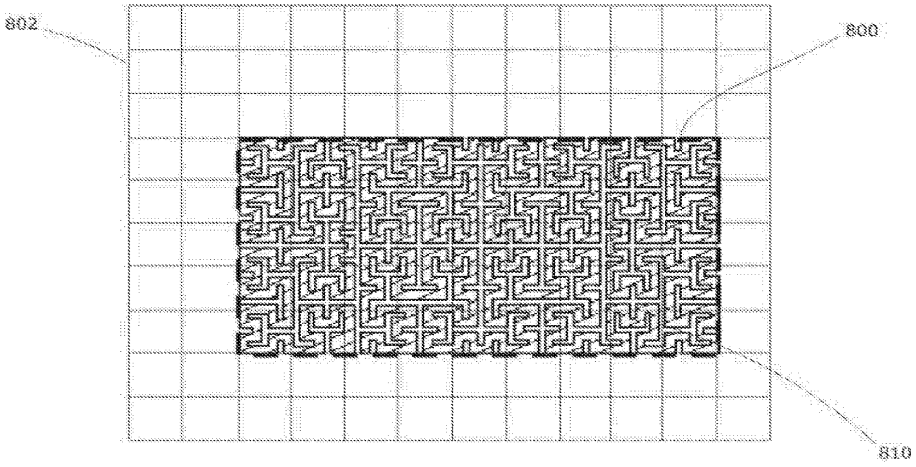

[FIG. 8b]

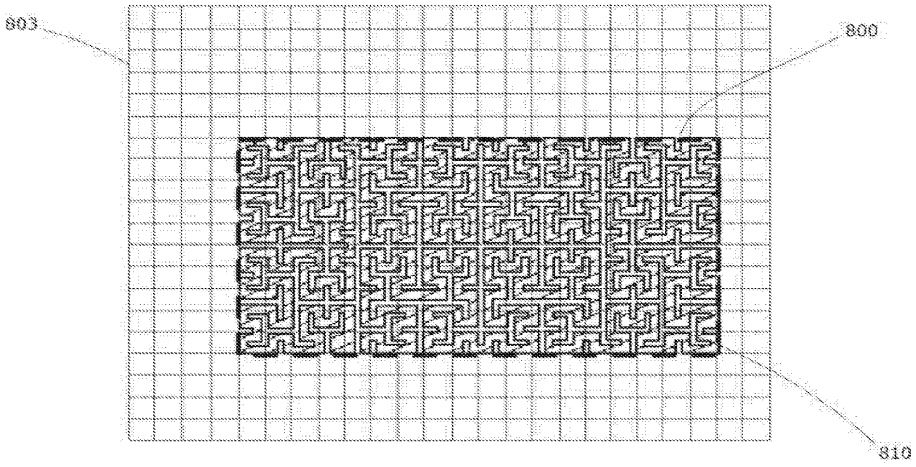

[FIG. 8c]

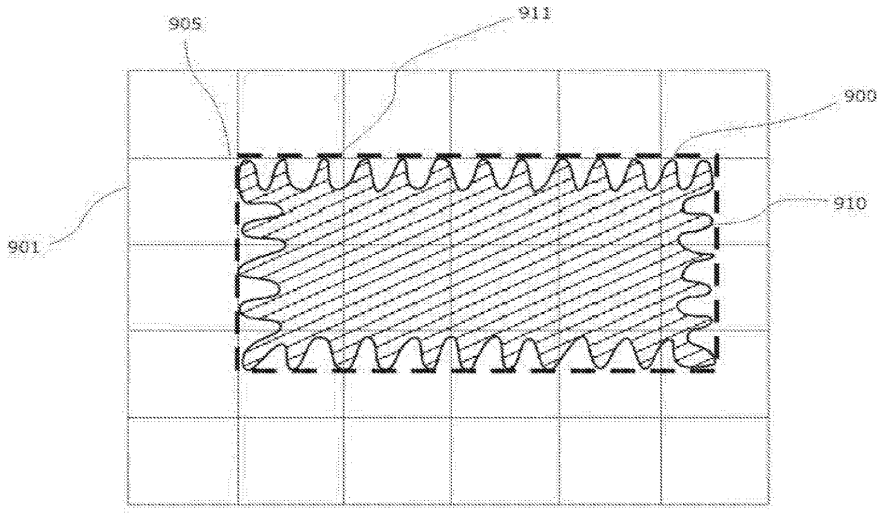

[FIG. 9a]

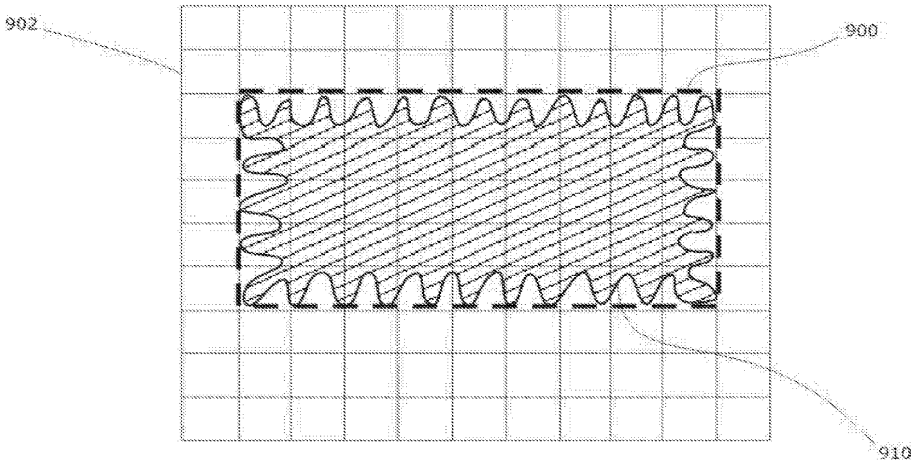

[FIG. 9b]

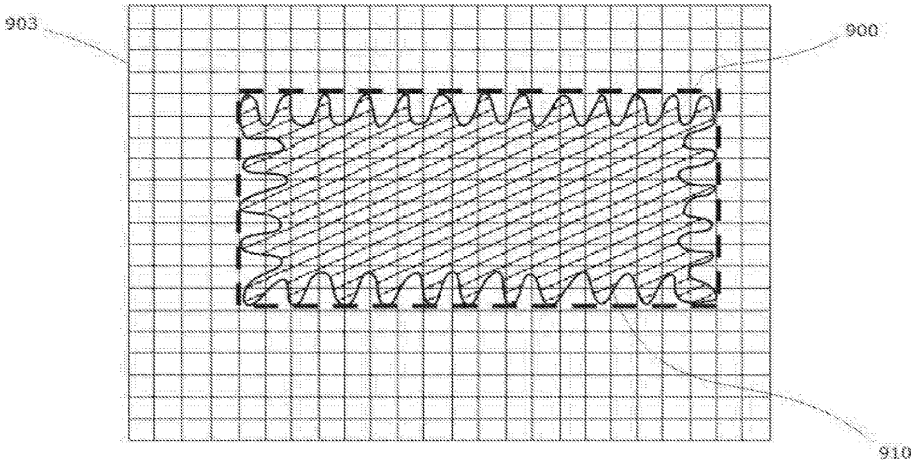

[FIG. 9c]

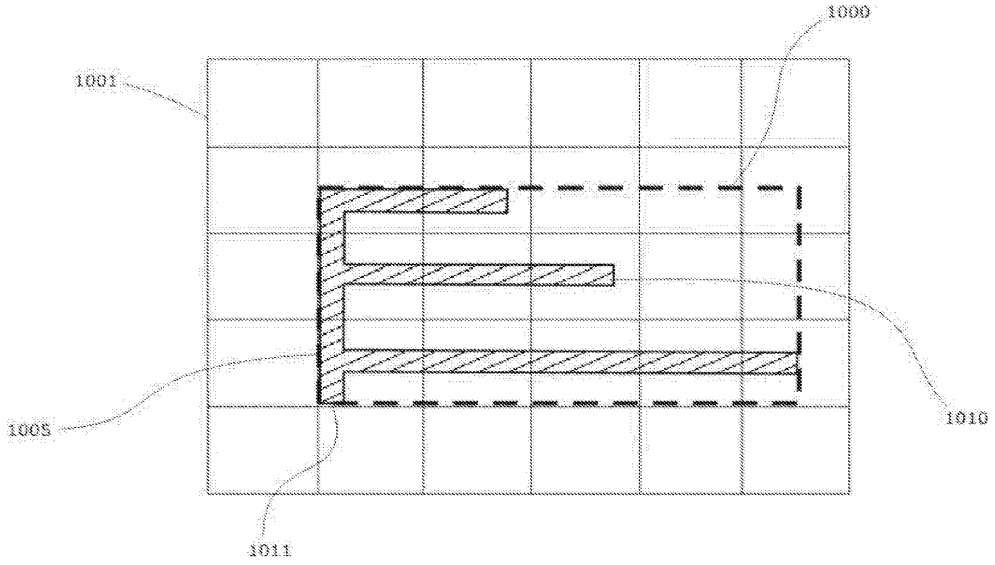

[FIG. 10a]

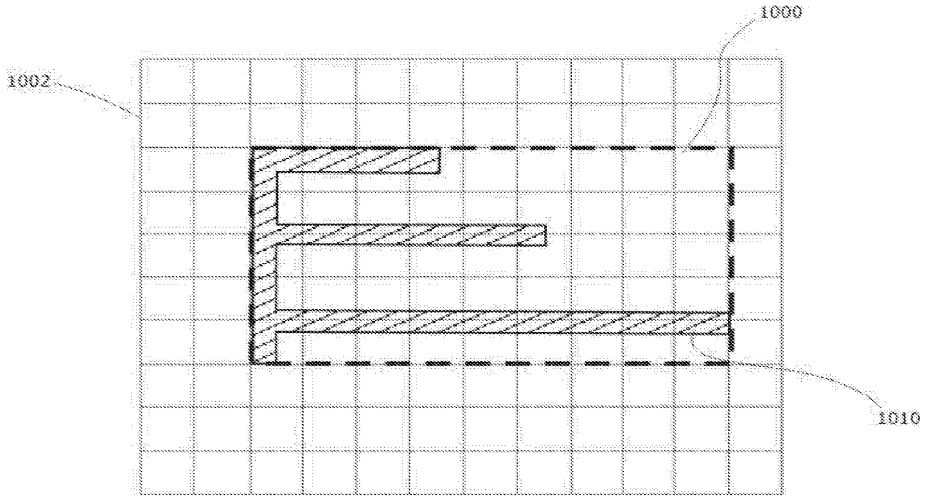

[FIG. 10b]

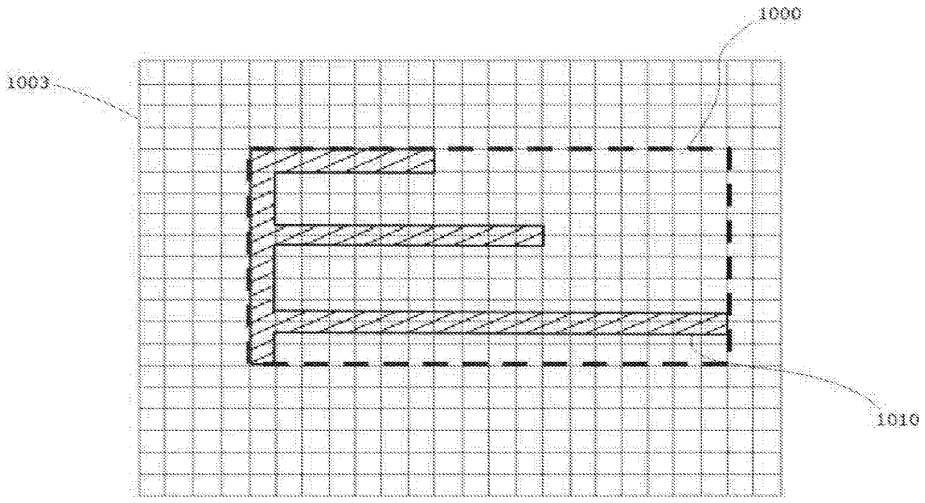

[FIG. 10c]

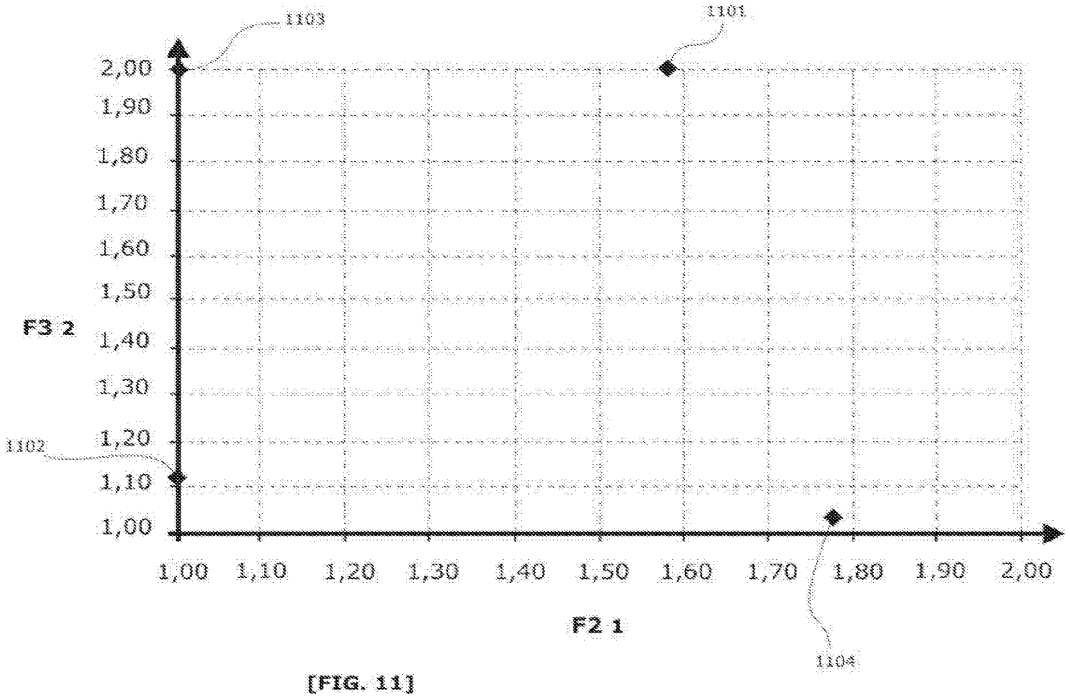

[FIG. 11]

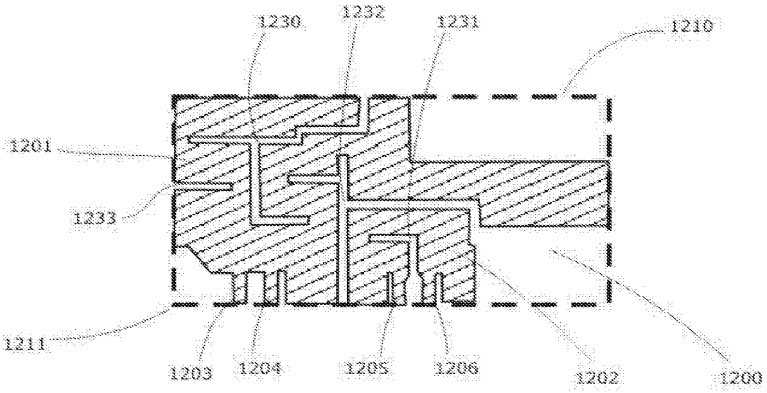

[FIG. 12a]

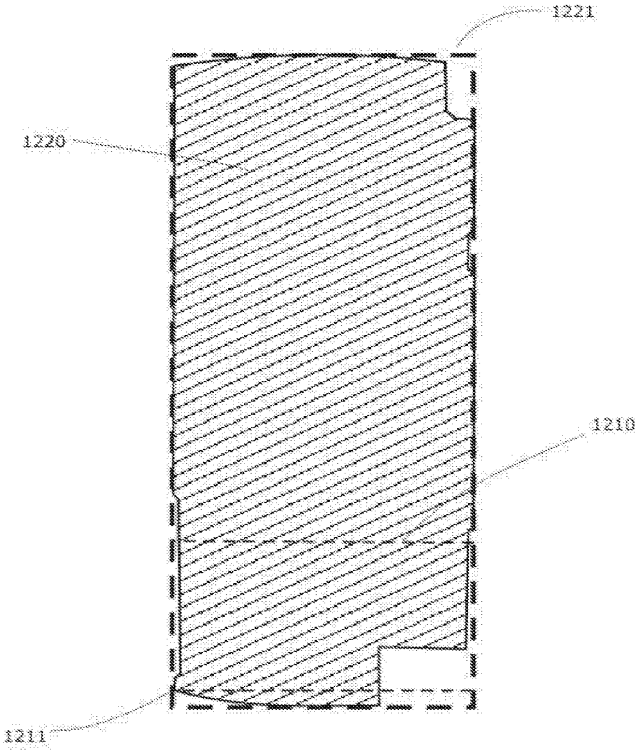

[FIG. 12b]

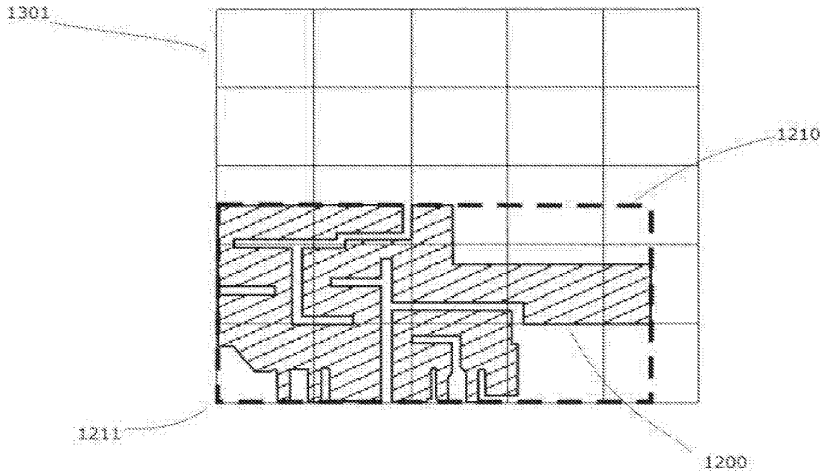

[FIG. 13a]

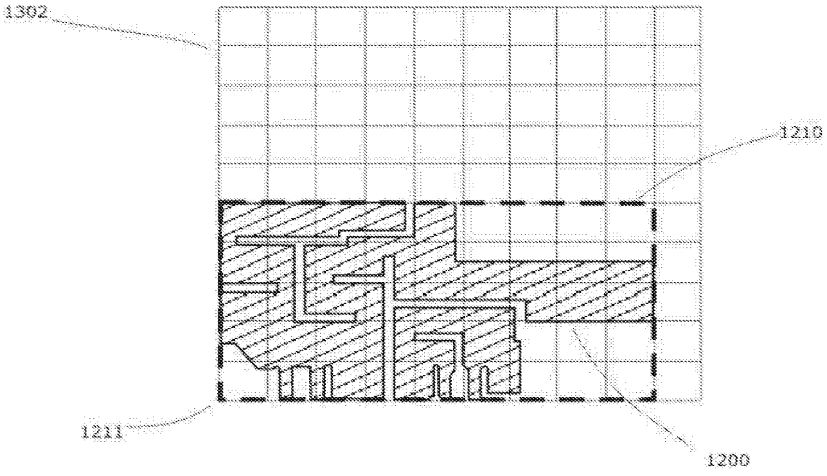

[FIG. 13b]

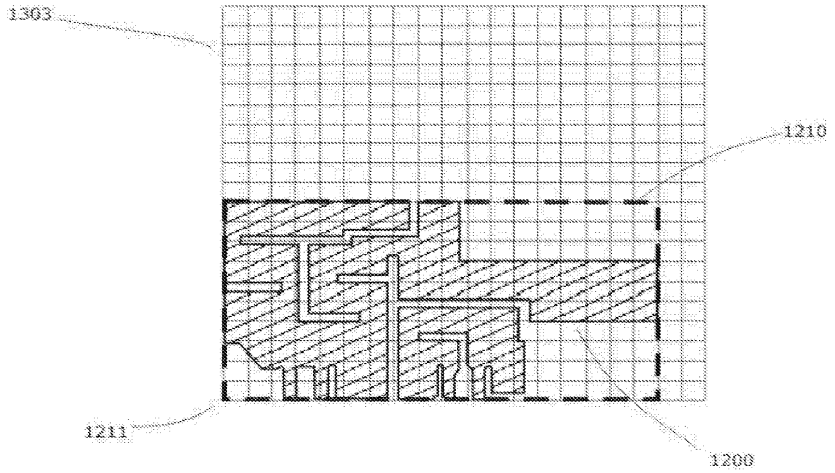

[FIG. 13c]

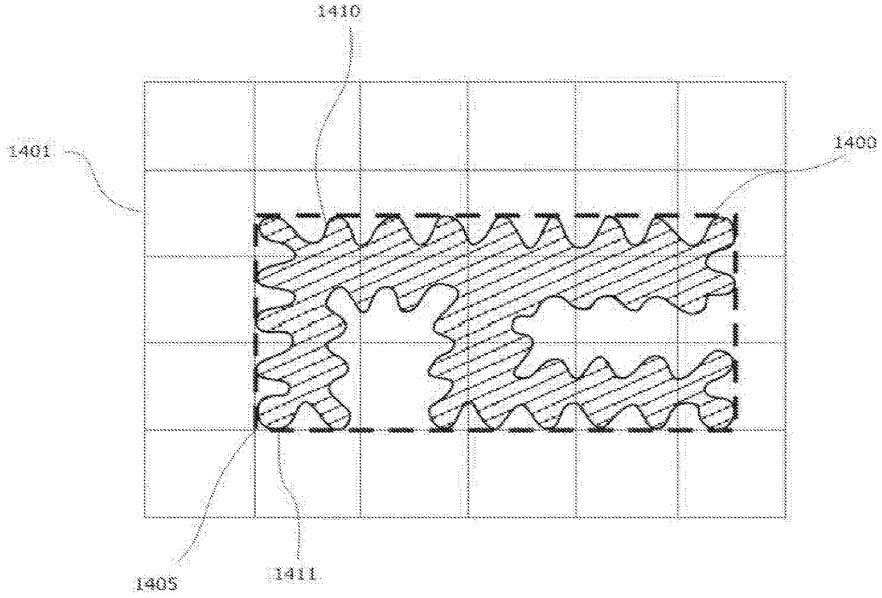

[FIG. 14a]

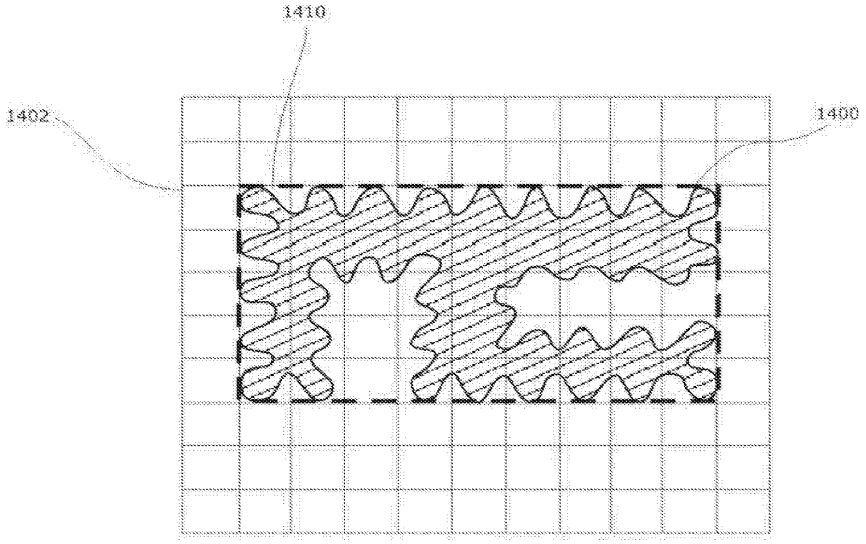

[FIG. 14b]

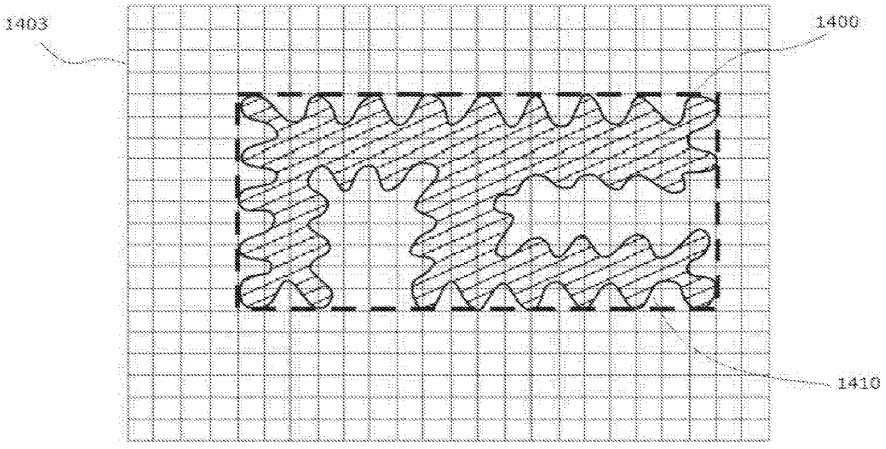

[FIG. 14c]

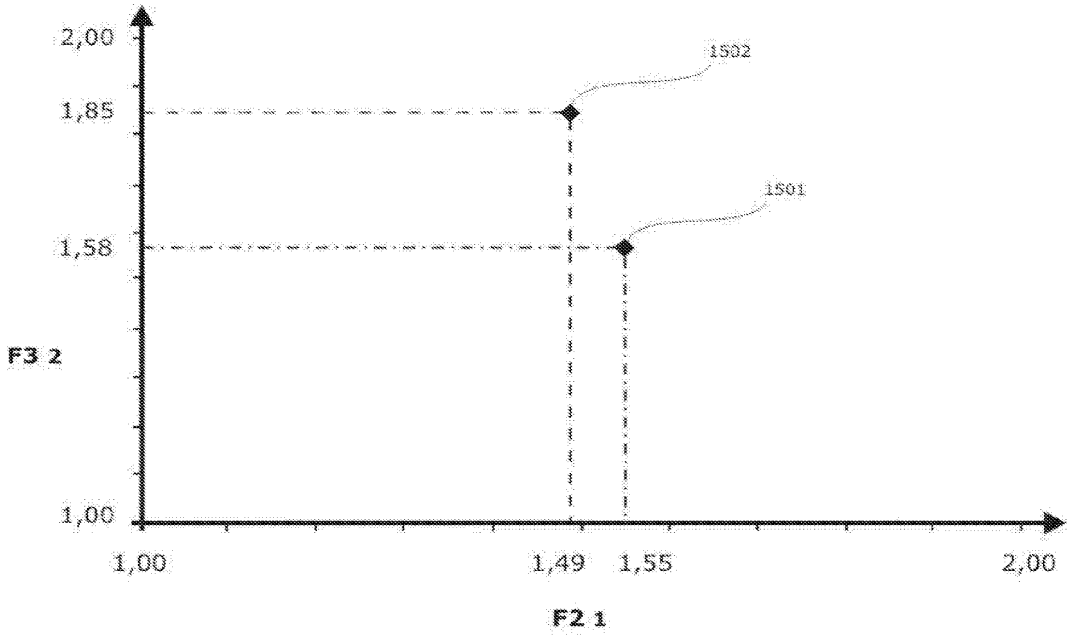

[FIG. 15]

PATENT APPLICATION FEE DETERMINATION RECORD

Substitute for Form PTO-875

Application or Docket Number: 17/246,192

APPLICATION AS FILED - PART I

FOR	(Column 1) NUMBER FILED	(Column 2) NUMBER EXTRA	SMALL ENTITY RATE($)	SMALL ENTITY FEE($)	OR	OTHER THAN SMALL ENTITY RATE($)	OTHER THAN SMALL ENTITY FEE($)
BASIC FEE (37 CFR 1.16(a), (b), or (c))	N/A	N/A	N/A			N/A	320
SEARCH FEE (37 CFR 1.16(k), (i), or (m))	N/A	N/A	N/A			N/A	700
EXAMINATION FEE (37 CFR 1.16(o), (p), or (q))	N/A	N/A	N/A			N/A	800
TOTAL CLAIMS (37 CFR 1.16(i))	20 minus 20 =	*			OR	x 100 =	0.00
INDEPENDENT CLAIMS (37 CFR 1.16(h))	3 minus 3 =	*				x 480 =	0.00
APPLICATION SIZE FEE (37 CFR 1.16(s))	If the specification and drawings exceed 100 sheets of paper, the application size fee due is $310 ($155 for small entity) for each additional 50 sheets or fraction thereof. See 35 U.S.C. 41(a)(1)(G) and 37 CFR 1.16(s).						0.00
MULTIPLE DEPENDENT CLAIM PRESENT (37 CFR 1.16(j))							0.00
* If the difference in column 1 is less than zero, enter "0" in column 2.			TOTAL			TOTAL	1820

APPLICATION AS AMENDED - PART II

		(Column 1) CLAIMS REMAINING AFTER AMENDMENT		(Column 2) HIGHEST NUMBER PREVIOUSLY PAID FOR	(Column 3) PRESENT EXTRA	SMALL ENTITY RATE($)	SMALL ENTITY ADDITIONAL FEE($)	OR	OTHER THAN SMALL ENTITY RATE($)	OTHER THAN SMALL ENTITY ADDITIONAL FEE($)
AMENDMENT A	Total (37 CFR 1.16(i))	*	Minus	**	=	x =		OR	x =	
	Independent (37 CFR 1.16(h))	*	Minus	***	=	x =		OR	x =	
	Application Size Fee (37 CFR 1.16(s))									
	FIRST PRESENTATION OF MULTIPLE DEPENDENT CLAIM (37 CFR 1.16(j))							OR		
						TOTAL ADD'L FEE		OR	TOTAL ADD'L FEE	

		(Column 1) CLAIMS REMAINING AFTER AMENDMENT		(Column 2) HIGHEST NUMBER PREVIOUSLY PAID FOR	(Column 3) PRESENT EXTRA	RATE($)	ADDITIONAL FEE($)		RATE($)	ADDITIONAL FEE($)
AMENDMENT B	Total (37 CFR 1.16(i))	*	Minus	**	=	x =		OR	x =	
	Independent (37 CFR 1.16(h))	*	Minus	***	=	x =		OR	x =	
	Application Size Fee (37 CFR 1.16(s))									
	FIRST PRESENTATION OF MULTIPLE DEPENDENT CLAIM (37 CFR 1.16(j))							OR		
						TOTAL ADD'L FEE		OR	TOTAL ADD'L FEE	

* If the entry in column 1 is less than the entry in column 2, write "0" in column 3.

** If the "Highest Number Previously Paid For" IN THIS SPACE is less than 20, enter "20".

*** If the "Highest Number Previously Paid For" IN THIS SPACE is less than 3, enter "3".

The "Highest Number Previously Paid For" (Total or Independent) is the highest found in the appropriate box in column 1.

UNITED STATES PATENT AND TRADEMARK OFFICE

UNITED STATES DEPARTMENT OF COMMERCE
United States Patent and Trademark Office
Address: COMMISSIONER FOR PATENTS
P.O. Box 1450
Alexandria, Virginia 22313-1450
www.uspto.gov

APPLICATION NUMBER	FILING or 371(c) DATE	GRP ART UNIT	FIL FEE REC'D	ATTY.DOCKET.NO	TOT CLAIMS	IND CLAIMS
17/246,192	04/30/2021	2845	1980	0690.0023CN5	20	3

CONFIRMATION NO. 7433

UPDATED FILING RECEIPT

27896
EDELL, SHAPIRO & FINNAN, LLC
9801 Washingtonian Blvd.
Suite 750
Gaithersburg, MD 20878

OC000000127443948

Date Mailed: 08/04/2021

Receipt is acknowledged of this non-provisional utility patent application. The application will be taken up for examination in due course. Applicant will be notified as to the results of the examination. Any correspondence concerning the application must include the following identification information: the U.S. APPLICATION NUMBER, FILING DATE, NAME OF FIRST INVENTOR, and TITLE OF INVENTION. Fees transmitted by check or draft are subject to collection.

Please verify the accuracy of the data presented on this receipt. If an error is noted on this Filing Receipt, please submit a written request for a corrected Filing Receipt, including a properly marked-up ADS showing the changes with strike-through for deletions and underlining for additions. If you received a "Notice to File Missing Parts" or other Notice requiring a response for this application, please submit any request for correction to this Filing Receipt with your reply to the Notice. When the USPTO processes the reply to the Notice, the USPTO will generate another Filing Receipt incorporating the requested corrections provided that the request is grantable.

Inventor(s)

Carles PUENTE BALIARDA, Barcelona, SPAIN;
Josep MUMBRU, Asnières-sur-Seine, FRANCE;
Jordi ILARIO, Barcelona, SPAIN;

Applicant(s)

Fractus, S.A., Barcelona, SPAIN;

Power of Attorney: The patent practitioners associated with Customer Number 27896

Domestic Priority data as claimed by applicant

This application is a CON of 16/832,820 03/27/2020 PAT 11031677
which is a CON of 15/856,626 12/28/2017 PAT 10644380
which is a CON of 14/738,090 06/12/2015 PAT 9899727
which is a CON of 14/246,491 04/07/2014 PAT 9099773
which is a CON of 11/614,429 12/21/2006 PAT 8738103
which claims benefit of 60/856,410 11/03/2006
and claims benefit of 60/831,544 07/18/2006

Foreign Applications (You may be eligible to benefit from the **Patent Prosecution Highway** program at the USPTO. Please see http://www.uspto.gov for more information.)
EUROPEAN PATENT OFFICE (EPO) 06117352.2 07/18/2006 No Access Code Provided

Permission to Access Application via Priority Document Exchange: Yes

Permission to Access Search Results: Yes

Applicant may provide or rescind an authorization for access using Form PTO/SB/39 or Form PTO/SB/69 as appropriate.

Request to Retrieve - This application either claims priority to one or more applications filed in an intellectual property Office that participates in the Priority Document Exchange (PDX) program or contains a proper **Request to Retrieve Electronic Priority Application(s)** (PTO/SB/38 or its equivalent). Consequently, the USPTO will attempt to electronically retrieve these priority documents.

If Required, Foreign Filing License Granted: 05/07/2021

The country code and number of your priority application, to be used for filing abroad under the Paris Convention, is **US 17/246,192**

Projected Publication Date: 11/11/2021

Non-Publication Request: No

Early Publication Request: No

Title

Multiple-Body-Configuration Multimedia and Smartphone Multifunction Wireless Devices

Preliminary Class

343

Statement under 37 CFR 1.55 or 1.78 for AIA (First Inventor to File) Transition Applications: No

PROTECTING YOUR INVENTION OUTSIDE THE UNITED STATES

Since the rights granted by a U.S. patent extend only throughout the territory of the United States and have no effect in a foreign country, an inventor who wishes patent protection in another country must apply for a patent in a specific country or in regional patent offices. Applicants may wish to consider the filing of an international application under the Patent Cooperation Treaty (PCT). An international (PCT) application generally has the same effect as a regular national patent application in each PCT-member country. The PCT process **simplifies** the filing of patent applications on the same invention in member countries, but **does not result** in a grant of "an international patent" and does not eliminate the need of applicants to file additional documents and fees in countries where patent protection is desired.

Almost every country has its own patent law, and a person desiring a patent in a particular country must make an application for patent in that country in accordance with its particular laws. Since the laws of many countries differ in various respects from the patent law of the United States, applicants are advised to seek guidance from specific foreign countries to ensure that patent rights are not lost prematurely.

Applicants also are advised that in the case of inventions made in the United States, the Director of the USPTO must issue a license before applicants can apply for a patent in a foreign country. The filing of a U.S. patent application serves as a request for a foreign filing license. The application's filing receipt contains further information and guidance as to the status of applicant's license for foreign filing.

Applicants may wish to consult the USPTO booklet, "General Information Concerning Patents" (specifically, the section entitled "Treaties and Foreign Patents") for more information on timeframes and deadlines for filing foreign

patent applications. The guide is available either by contacting the USPTO Contact Center at 800-786-9199, or it can be viewed on the USPTO website at http://www.uspto.gov/web/offices/pac/doc/general/index.html.

For information on preventing theft of your intellectual property (patents, trademarks and copyrights), you may wish to consult the U.S. Government website, http://www.stopfakes.gov. Part of a Department of Commerce initiative, this website includes self-help "toolkits" giving innovators guidance on how to protect intellectual property in specific countries such as China, Korea and Mexico. For questions regarding patent enforcement issues, applicants may call the U.S. Government hotline at 1-866-999-HALT (1-866-999-4258).

LICENSE FOR FOREIGN FILING UNDER

Title 35, United States Code, Section 184

Title 37, Code of Federal Regulations, 5.11 & 5.15

GRANTED

The applicant has been granted a license under 35 U.S.C. 184, if the phrase "IF REQUIRED, FOREIGN FILING LICENSE GRANTED" followed by a date appears on this form. Such licenses are issued in all applications where the conditions for issuance of a license have been met, regardless of whether or not a license may be required as set forth in 37 CFR 5.15. The scope and limitations of this license are set forth in 37 CFR 5.15(a) unless an earlier license has been issued under 37 CFR 5.15(b). The license is subject to revocation upon written notification. The date indicated is the effective date of the license, unless an earlier license of similar scope has been granted under 37 CFR 5.13 or 5.14.

This license is to be retained by the licensee and may be used at any time on or after the effective date thereof unless it is revoked. This license is automatically transferred to any related applications(s) filed under 37 CFR 1.53(d). This license is not retroactive.

The grant of a license does not in any way lessen the responsibility of a licensee for the security of the subject matter as imposed by any Government contract or the provisions of existing laws relating to espionage and the national security or the export of technical data. Licensees should apprise themselves of current regulations especially with respect to certain countries, of other agencies, particularly the Office of Defense Trade Controls, Department of State (with respect to Arms, Munitions and Implements of War (22 CFR 121-128)); the Bureau of Industry and Security, Department of Commerce (15 CFR parts 730-774); the Office of Foreign AssetsControl, Department of Treasury (31 CFR Parts 500+) and the Department of Energy.

NOT GRANTED

No license under 35 U.S.C. 184 has been granted at this time, if the phrase "IF REQUIRED, FOREIGN FILING LICENSE GRANTED" DOES NOT appear on this form. Applicant may still petition for a license under 37 CFR 5.12, if a license is desired before the expiration of 6 months from the filing date of the application. If 6 months has lapsed from the filing date of this application and the licensee has not received any indication of a secrecy order under 35 U.S.C. 181, the licensee may foreign file the application pursuant to 37 CFR 5.15(b).

SelectUSA

The United States represents the largest, most dynamic marketplace in the world and is an unparalleled location for business investment, innovation, and commercialization of new technologies. The U.S. offers tremendous resources and advantages for those who invest and manufacture goods here. Through SelectUSA, our nation works to promote and facilitate business investment. SelectUSA provides information assistance to the international investor community; serves as an ombudsman for existing and potential investors; advocates on behalf of U.S. cities, states, and regions competing for global investment; and counsels U.S. economic development organizations on investment attraction best practices. To learn more about why the United States is the best country in the world to develop technology, manufacture products, deliver services, and grow your business, visit http://www.SelectUSA.gov or call +1-202-482-6800.

UNITED STATES PATENT AND TRADEMARK OFFICE

UNITED STATES DEPARTMENT OF COMMERCE
United States Patent and Trademark Office
Address: COMMISSIONER FOR PATENTS
P.O. Box 1450
Alexandria, Virginia 22313-1450
www.uspto.gov

APPLICATION NUMBER	FILING OR 371(C) DATE	FIRST NAMED APPLICANT	ATTY. DOCKET NO./TITLE
17/246,192	04/30/2021	Carles PUENTE BALIARDA	0690.0023CN5

CONFIRMATION NO. 7433

27896
EDELL, SHAPIRO & FINNAN, LLC
9801 Washingtonian Blvd.
Suite 750
Gaithersburg, MD 20878

PUBLICATION NOTICE

OC000000129765194

Title: Multiple-Body-Configuration Multimedia and Smartphone Multifunction Wireless Devices

Publication No.US-2021-0351493-A1
Publication Date:11/11/2021

NOTICE OF PUBLICATION OF APPLICATION

The above-identified application will be electronically published as a patent application publication pursuant to 37 CFR 1.211, et seq. The patent application publication number and publication date are set forth above.

The publication may be accessed through the USPTO's publically available Searchable Databases via the Internet at www.uspto.gov. The direct link to access the publication is currently http://www.uspto.gov/patft/.

The publication process established by the Office does not provide for mailing a copy of the publication to applicant. A copy of the publication may be obtained from the Office upon payment of the appropriate fee set forth in 37 CFR 1.19(a)(1). Orders for copies of patent application publications are handled by the USPTO's Public Records Division. The Public Records Division can be reached by telephone at (571) 272-3150 or (800) 972-6382, by facsimile at (571) 273-3250, by mail addressed to the United States Patent and Trademark Office, Public Records Division, Alexandria, VA 22313-1450 or via the Internet.

In addition, information on the status of the application, including the mailing date of Office actions and the dates of receipt of correspondence filed in the Office, may also be accessed via the Internet through the Patent Electronic Business Center at www.uspto.gov using the public side of the Patent Application Information and Retrieval (PAIR) system. The direct link to access this status information is currently https://portal.uspto.gov/pair/PublicPair. Prior to publication, such status information is confidential and may only be obtained by applicant using the private side of PAIR.

Further assistance in electronically accessing the publication, or about PAIR, is available by calling the Patent Electronic Business Center at 1-866-217-9197.

Office of Data Managment, Application Assistance Unit (571) 272-4000, or (571) 272-4200, or 1-888-786-0101

Doc Code: DIST.E.FILE **Document Description: Electronic Terminal Disclaimer - Filed**	PTO/SB/26 U.S. Patent and Trademark Office Department of Commerce

Electronic Petition Request	**TERMINAL DISCLAIMER TO OBVIATE A DOUBLE PATENTING REJECTION OVER A "PRIOR" PATENT**
Application Number	17246192
Filing Date	30-Apr-2021
First Named Inventor	Carles PUENTE BALIARDA
Attorney Docket Number	0690.0023CN5
Title of Invention	Multiple-Body-Configuration Multimedia and Smartphone Multifunction Wireless Devices

☒ Filing of terminal disclaimer does not obviate requirement for response under 37 CFR 1.111 to outstanding Office Action

☒ This electronic Terminal Disclaimer is not being used for a Joint Research Agreement.

Owner	Percent Interest
FRACTUS, S.A.	100%

The owner(s) with percent interest listed above in the instant application hereby disclaims, except as provided below, the terminal part of the statutory term of any patent granted on the instant application which would extend beyond the expiration date of the full statutory term of prior patent number(s)

10644380

9899727

9099773

8738103

11031677

as the term of said prior patent is presently shortened by any terminal disclaimer. The owner hereby agrees that any patent so granted on the instant application shall be enforceable only for and during such period that it and the prior patent are commonly owned. This agreement runs with any patent granted on the instant application and is binding upon the grantee, its successors or assigns.

In making the above disclaimer, the owner does not disclaim the terminal part of the term of any patent granted on the instant application that would extend to the expiration date of the full statutory term of the prior patent, "as the term of said prior patent is presently shortened by any terminal disclaimer," in the event that said prior patent later:
- expires for failure to pay a maintenance fee;
- is held unenforceable;
- is found invalid by a court of competent jurisdiction;
- is statutorily disclaimed in whole or terminally disclaimed under 37 CFR 1.321;
- has all claims canceled by a reexamination certificate;
- is reissued; or
- is in any manner terminated prior to the expiration of its full statutory term as presently shortened by any terminal disclaimer.

◉ Terminal disclaimer fee under 37 CFR 1.20(d) is included with Electronic Terminal Disclaimer request.

○ I certify, in accordance with 37 CFR 1.4(d)(4), that the terminal disclaimer fee under 37 CFR 1.20(d) required for this terminal disclaimer has already been paid in the above-identified application.

Applicant claims the following fee status:

○ Small Entity

○ Micro Entity

◉ Regular Undiscounted

I hereby declare that all statements made herein of my own knowledge are true and that all statements made on information and belief are believed to be true; and further that these statements were made with the knowledge that willful false statements and the like so made are punishable by fine or imprisonment, or both, under Section 1001 of Title 18 of the United States Code and that such willful false statements may jeopardize the validity of the application or any patent issued thereon.

THIS PORTION MUST BE COMPLETED BY THE SIGNATORY OR SIGNATORIES

I certify, in accordance with 37 CFR 1.4(d)(4) that I am:

◉ An attorney or agent registered to practice before the Patent and Trademark Office who is of record in this application

Registration Number 39189

○ A sole inventor

○ A joint inventor; I certify that I am authorized to sign this submission on behalf of all of the inventors as evidenced by the power of attorney in the application

○ A joint inventor; all of whom are signing this request

Signature	/Patrick J. Finnan/
Name	Patrick J. Finnan

*Statement under 37 CFR 3.73(b) is required if terminal disclaimer is signed by the assignee (owner).
Form PTO/SB/96 may be used for making this certification. See MPEP § 324.

Electronic Patent Application Fee Transmittal

Application Number:	17246192
Filing Date:	30-Apr-2021
Title of Invention:	Multiple-Body-Configuration Multimedia and Smartphone Multifunction Wireless Devices
First Named Inventor/Applicant Name:	Carles PUENTE BALIARDA
Filer:	Patrick J. Finnan/Janet Dorgan
Attorney Docket Number:	0690.0023CN5

Filed as Large Entity

Filing Fees for Utility under 35 USC 111(a)

Description	Fee Code	Quantity	Amount	Sub-Total in USD($)
Basic Filing:				
STATUTORY OR TERMINAL DISCLAIMER	1814	1	170	170
Pages:				
Claims:				
Miscellaneous-Filing:				
Petition:				
Patent-Appeals-and-Interference:				
Post-Allowance-and-Post-Issuance:				

Description	Fee Code	Quantity	Amount	Sub-Total in USD($)
Extension-of-Time:				
Miscellaneous:				
		Total in USD ($)		**170**

Doc Code: DISQ.E.FILE
Document Description: Electronic Terminal Disclaimer – Approved

Application No.: 17246192

Filing Date: 30-Apr-2021

Applicant/Patent under Reexamination: PUENTE BALIARDA

Electronic Terminal Disclaimer filed on March 11, 2022

☒ APPROVED

This patent is subject to a terminal disclaimer

☐ DISAPPROVED

Approved/Disapproved by: Electronic Terminal Disclaimer automatically approved by EFS-Web

U.S. Patent and Trademark Office

Electronic Acknowledgement Receipt	
EFS ID:	45199404
Application Number:	17246192
International Application Number:	
Confirmation Number:	7433
Title of Invention:	Multiple-Body-Configuration Multimedia and Smartphone Multifunction Wireless Devices
First Named Inventor/Applicant Name:	Carles PUENTE BALIARDA
Customer Number:	27896
Filer:	Patrick J. Finnan/Janet Dorgan
Filer Authorized By:	Patrick J. Finnan
Attorney Docket Number:	0690.0023CN5
Receipt Date:	11-MAR-2022
Filing Date:	30-APR-2021
Time Stamp:	15:08:07
Application Type:	Utility under 35 USC 111(a)

Payment information:

Submitted with Payment	yes
Payment Type	CARD
Payment was successfully received in RAM	$170
RAM confirmation Number	E20223AF08021494
Deposit Account	
Authorized User	
The Director of the USPTO is hereby authorized to charge indicated fees and credit any overpayment as follows:	

File Listing:

Document Number	Document Description	File Name	File Size(Bytes)/ Message Digest	Multi Part /.zip	Pages (if appl.)
1	Terminal Disclaimer-Filed (Electronic)	eTerminal-Disclaimer.pdf	42971 5ff24a75155687b2141ddad5b704b1a5e172fa71	no	3
Warnings:					
Information:					
2	Fee Worksheet (SB06)	fee-info.pdf	38313 6c86fef3a9bc78efdb4f98c9fdf17b4c25ff9515	no	2
Warnings:					
Information:					
		Total Files Size (in bytes):	81284		

This Acknowledgement Receipt evidences receipt on the noted date by the USPTO of the indicated documents, characterized by the applicant, and including page counts, where applicable. It serves as evidence of receipt similar to a Post Card, as described in MPEP 503.

New Applications Under 35 U.S.C. 111
If a new application is being filed and the application includes the necessary components for a filing date (see 37 CFR 1.53(b)-(d) and MPEP 506), a Filing Receipt (37 CFR 1.54) will be issued in due course and the date shown on this Acknowledgement Receipt will establish the filing date of the application.
National Stage of an International Application under 35 U.S.C. 371
If a timely submission to enter the national stage of an international application is compliant with the conditions of 35 U.S.C. 371 and other applicable requirements a Form PCT/DO/EO/903 indicating acceptance of the application as a national stage submission under 35 U.S.C. 371 will be issued in addition to the Filing Receipt, in due course.
New International Application Filed with the USPTO as a Receiving Office
If a new international application is being filed and the international application includes the necessary components for an international filing date (see PCT Article 11 and MPEP 1810), a Notification of the International Application Number and of the International Filing Date (Form PCT/RO/105) will be issued in due course, subject to prescriptions concerning national security, and the date shown on this Acknowledgement Receipt will establish the international filing date of the application.

UNITED STATES PATENT AND TRADEMARK OFFICE

UNITED STATES DEPARTMENT OF COMMERCE
United States Patent and Trademark Office
Address: COMMISSIONER FOR PATENTS
P.O. Box 1450
Alexandria, Virginia 22313-1450
www.uspto.gov

NOTICE OF ALLOWANCE AND FEE(S) DUE

27896 7590 03/17/2022

EDELL, SHAPIRO & FINNAN, LLC
9801 Washingtonian Blvd.
Suite 750
Gaithersburg, MD 20878

EXAMINER	
HONG, DUNG	
ART UNIT	PAPER NUMBER
2643	

DATE MAILED: 03/17/2022

APPLICATION NO.	FILING DATE	FIRST NAMED INVENTOR	ATTORNEY DOCKET NO.	CONFIRMATION NO.
17/246,192	04/30/2021	Carles PUENTE BALIARDA	0690.0023CN5	7433

TITLE OF INVENTION: Multiple-Body-Configuration Multimedia and Smartphone Multifunction Wireless Devices

APPLN. TYPE	ENTITY STATUS	ISSUE FEE DUE	PUBLICATION FEE DUE	PREV. PAID ISSUE FEE	TOTAL FEE(S) DUE	DATE DUE
nonprovisional	UNDISCOUNTED	$1200	$0.00	$0.00	$1200	06/17/2022

THE APPLICATION IDENTIFIED ABOVE HAS BEEN EXAMINED AND IS ALLOWED FOR ISSUANCE AS A PATENT. PROSECUTION ON THE MERITS IS CLOSED. THIS NOTICE OF ALLOWANCE IS NOT A GRANT OF PATENT RIGHTS. THIS APPLICATION IS SUBJECT TO WITHDRAWAL FROM ISSUE AT THE INITIATIVE OF THE OFFICE OR UPON PETITION BY THE APPLICANT. SEE 37 CFR 1.313 AND MPEP 1308.

THE ISSUE FEE AND PUBLICATION FEE (IF REQUIRED) MUST BE PAID WITHIN THREE MONTHS FROM THE MAILING DATE OF THIS NOTICE OR THIS APPLICATION SHALL BE REGARDED AS ABANDONED. THIS STATUTORY PERIOD CANNOT BE EXTENDED. SEE 35 U.S.C. 151. THE ISSUE FEE DUE INDICATED ABOVE DOES NOT REFLECT A CREDIT FOR ANY PREVIOUSLY PAID ISSUE FEE IN THIS APPLICATION. IF AN ISSUE FEE HAS PREVIOUSLY BEEN PAID IN THIS APPLICATION (AS SHOWN ABOVE), THE RETURN OF PART B OF THIS FORM WILL BE CONSIDERED A REQUEST TO REAPPLY THE PREVIOUSLY PAID ISSUE FEE TOWARD THE ISSUE FEE NOW DUE.

HOW TO REPLY TO THIS NOTICE:

I. Review the ENTITY STATUS shown above. If the ENTITY STATUS is shown as SMALL or MICRO, verify whether entitlement to that entity status still applies.

If the ENTITY STATUS is the same as shown above, pay the TOTAL FEE(S) DUE shown above.

If the ENTITY STATUS is changed from that shown above, on PART B - FEE(S) TRANSMITTAL, complete section number 5 titled "Change in Entity Status (from status indicated above)".

For purposes of this notice, small entity fees are 1/2 the amount of undiscounted fees, and micro entity fees are 1/2 the amount of small entity fees.

II. PART B - FEE(S) TRANSMITTAL, or its equivalent, must be completed and returned to the United States Patent and Trademark Office (USPTO) with your ISSUE FEE and PUBLICATION FEE (if required). If you are charging the fee(s) to your deposit account, section "4b" of Part B - Fee(s) Transmittal should be completed. If an equivalent of Part B is filed, a request to reapply a previously paid issue fee must be clearly made, and delays in processing may occur due to the difficulty in recognizing the paper as an equivalent of Part B.

III. All communications regarding this application must give the application number. Please direct all communications prior to issuance to Mail Stop ISSUE FEE unless advised to the contrary.

IMPORTANT REMINDER: Maintenance fees are due in utility patents issuing on applications filed on or after Dec. 12, 1980. It is patentee's responsibility to ensure timely payment of maintenance fees when due. More information is available at www.uspto.gov/PatentMaintenanceFees.

PTOL-85 (Rev. 02/11)

PART B - FEE(S) TRANSMITTAL

Complete and send this form, together with applicable fee(s), by mail or fax, or via EFS-Web.

By mail, send to: Mail Stop ISSUE FEE
Commissioner for Patents
P.O. Box 1450
Alexandria, Virginia 22313-1450

By fax, send to: (571)-273-2885

INSTRUCTIONS: This form should be used for transmitting the ISSUE FEE and PUBLICATION FEE (if required). Blocks 1 through 5 should be completed where appropriate. All further correspondence including the Patent, advance orders and notification of maintenance fees will be mailed to the current correspondence address as indicated unless corrected below or directed otherwise in Block 1, by (a) specifying a new correspondence address; and/or (b) indicating a separate "FEE ADDRESS" for maintenance fee notifications.

CURRENT CORRESPONDENCE ADDRESS (Note: Use Block 1 for any change of address)

27896 7590 03/17/2022
EDELL, SHAPIRO & FINNAN, LLC
9801 Washingtonian Blvd.
Suite 750
Gaithersburg, MD 20878

Note: A certificate of mailing can only be used for domestic mailings of the Fee(s) Transmittal. This certificate cannot be used for any other accompanying papers. Each additional paper, such as an assignment or formal drawing, must have its own certificate of mailing or transmission.

Certificate of Mailing or Transmission

I hereby certify that this Fee(s) Transmittal is being deposited with the United States Postal Service with sufficient postage for first class mail in an envelope addressed to the Mail Stop ISSUE FEE address above, or being transmitted to the USPTO via EFS-Web or by facsimile to (571) 273-2885, on the date below.

(Typed or printed name)
(Signature)
(Date)

APPLICATION NO.	FILING DATE	FIRST NAMED INVENTOR	ATTORNEY DOCKET NO.	CONFIRMATION NO.
17/246,192	04/30/2021	Carles PUENTE BALIARDA	0690.0023CN5	7433

TITLE OF INVENTION: Multiple-Body-Configuration Multimedia and Smartphone Multifunction Wireless Devices

APPLN. TYPE	ENTITY STATUS	ISSUE FEE DUE	PUBLICATION FEE DUE	PREV. PAID ISSUE FEE	TOTAL FEE(S) DUE	DATE DUE
nonprovisional	UNDISCOUNTED	$1200	$0.00	$0.00	$1200	06/17/2022

EXAMINER	ART UNIT	CLASS-SUBCLASS
HONG, DUNG	2643	343-702000

1. Change of correspondence address or indication of "Fee Address" (37 CFR 1.363).

❑ Change of correspondence address (or Change of Correspondence Address form PTO/AIA/122 or PTO/SB/122) attached.

❑ "Fee Address" indication (or "Fee Address" Indication form PTO/AIA/47 or PTO/SB/47; Rev 03-02 or more recent) attached. **Use of a Customer Number is required.**

2. For printing on the patent front page, list
(1) The names of up to 3 registered patent attorneys or agents OR, alternatively,
(2) The name of a single firm (having as a member a registered attorney or agent) and the names of up to 2 registered patent attorneys or agents. If no name is listed, no name will be printed.

1 _____
2 _____
3 _____

3. ASSIGNEE NAME AND RESIDENCE DATA TO BE PRINTED ON THE PATENT (print or type)

PLEASE NOTE: Unless an assignee is identified below, no assignee data will appear on the patent. If an assignee is identified below, the document must have been previously recorded, or filed for recordation, as set forth in 37 CFR 3.11 and 37 CFR 3.81(a). Completion of this form is NOT a substitute for filing an assignment.

(A) NAME OF ASSIGNEE (B) RESIDENCE: (CITY and STATE OR COUNTRY)

Please check the appropriate assignee category or categories (will not be printed on the patent) : ❑ Individual ❑ Corporation or other private group entity ❑ Government

4a. Fees submitted: ❑Issue Fee ❑Publication Fee (if required) ❑Advance Order - # of Copies _____

4b. Method of Payment: *(Please first reapply any previously paid fee shown above)*

❑ Electronic Payment via EFS-Web ❑ Enclosed check ❑ Non-electronic payment by credit card (Attach form PTO-2038)

❑ The Director is hereby authorized to charge the required fee(s), any deficiency, or credit any overpayment to Deposit Account No. _____

5. **Change in Entity Status** (from status indicated above)

❑ Applicant certifying micro entity status. See 37 CFR 1.29

❑ Applicant asserting small entity status. See 37 CFR 1.27

❑ Applicant changing to regular undiscounted fee status.

NOTE: Absent a valid certification of Micro Entity Status (see forms PTO/SB/15A and 15B), issue fee payment in the micro entity amount will not be accepted at the risk of application abandonment.
NOTE: If the application was previously under micro entity status, checking this box will be taken to be a notification of loss of entitlement to micro entity status.
NOTE: Checking this box will be taken to be a notification of loss of entitlement to small or micro entity status, as applicable.

NOTE: This form must be signed in accordance with 37 CFR 1.31 and 1.33. See 37 CFR 1.4 for signature requirements and certifications.

Authorized Signature _____ Date _____

Typed or printed name _____ Registration No. _____

UNITED STATES PATENT AND TRADEMARK OFFICE

UNITED STATES DEPARTMENT OF COMMERCE
United States Patent and Trademark Office
Address: COMMISSIONER FOR PATENTS
P.O. Box 1450
Alexandria, Virginia 22313-1450
www.uspto.gov

APPLICATION NO.	FILING DATE	FIRST NAMED INVENTOR	ATTORNEY DOCKET NO.	CONFIRMATION NO.
17/246,192	04/30/2021	Carles PUENTE BALIARDA	0690.0023CN5	7433

27896 7590 03/17/2022

EDELL, SHAPIRO & FINNAN, LLC
9801 Washingtonian Blvd.
Suite 750
Gaithersburg, MD 20878

EXAMINER	
HONG, DUNG	

ART UNIT	PAPER NUMBER
2643	

DATE MAILED: 03/17/2022

Determination of Patent Term Adjustment under 35 U.S.C. 154 (b)
(Applications filed on or after May 29, 2000)

The Office has discontinued providing a Patent Term Adjustment (PTA) calculation with the Notice of Allowance.

Section 1(h)(2) of the AIA Technical Corrections Act amended 35 U.S.C. 154(b)(3)(B)(i) to eliminate the requirement that the Office provide a patent term adjustment determination with the notice of allowance. See Revisions to Patent Term Adjustment, 78 Fed. Reg. 19416, 19417 (Apr. 1, 2013). Therefore, the Office is no longer providing an initial patent term adjustment determination with the notice of allowance. The Office will continue to provide a patent term adjustment determination with the Issue Notification Letter that is mailed to applicant approximately three weeks prior to the issue date of the patent, and will include the patent term adjustment on the patent. Any request for reconsideration of the patent term adjustment determination (or reinstatement of patent term adjustment) should follow the process outlined in 37 CFR 1.705.

Any questions regarding the Patent Term Extension or Adjustment determination should be directed to the Office of Patent Legal Administration at (571)-272-7702. Questions relating to issue and publication fee payments should be directed to the Customer Service Center of the Office of Patent Publication at 1-(888)-786-0101 or (571)-272-4200.

PTOL-85 (Rev. 02/11)

OMB Clearance and PRA Burden Statement for PTOL-85 Part B

The Paperwork Reduction Act (PRA) of 1995 requires Federal agencies to obtain Office of Management and Budget approval before requesting most types of information from the public. When OMB approves an agency request to collect information from the public, OMB (i) provides a valid OMB Control Number and expiration date for the agency to display on the instrument that will be used to collect the information and (ii) requires the agency to inform the public about the OMB Control Number's legal significance in accordance with 5 CFR 1320.5(b).

The information collected by PTOL-85 Part B is required by 37 CFR 1.311. The information is required to obtain or retain a benefit by the public which is to file (and by the USPTO to process) an application. Confidentiality is governed by 35 U.S.C. 122 and 37 CFR 1.14. This collection is estimated to take 30 minutes to complete, including gathering, preparing, and submitting the completed application form to the USPTO. Time will vary depending upon the individual case. Any comments on the amount of time you require to complete this form and/or suggestions for reducing this burden, should be sent to the Chief Information Officer, U.S. Patent and Trademark Office, U.S. Department of Commerce, P.O. Box 1450, Alexandria, Virginia 22313-1450. DO NOT SEND FEES OR COMPLETED FORMS TO THIS ADDRESS. SEND TO: Commissioner for Patents, P.O. Box 1450, Alexandria, Virginia 22313-1450. Under the Paperwork Reduction Act of 1995, no persons are required to respond to a collection of information unless it displays a valid OMB control number.

Privacy Act Statement

The Privacy Act of 1974 (P.L. 93-579) requires that you be given certain information in connection with your submission of the attached form related to a patent application or patent. Accordingly, pursuant to the requirements of the Act, please be advised that: (1) the general authority for the collection of this information is 35 U.S.C. 2(b)(2); (2) furnishing of the information solicited is voluntary; and (3) the principal purpose for which the information is used by the U.S. Patent and Trademark Office is to process and/or examine your submission related to a patent application or patent. If you do not furnish the requested information, the U.S. Patent and Trademark Office may not be able to process and/or examine your submission, which may result in termination of proceedings or abandonment of the application or expiration of the patent.

The information provided by you in this form will be subject to the following routine uses:

1. The information on this form will be treated confidentially to the extent allowed under the Freedom of Information Act (5 U.S.C. 552) and the Privacy Act (5 U.S.C 552a). Records from this system of records may be disclosed to the Department of Justice to determine whether disclosure of these records is required by the Freedom of Information Act.
2. A record from this system of records may be disclosed, as a routine use, in the course of presenting evidence to a court, magistrate, or administrative tribunal, including disclosures to opposing counsel in the course of settlement negotiations.
3. A record in this system of records may be disclosed, as a routine use, to a Member of Congress submitting a request involving an individual, to whom the record pertains, when the individual has requested assistance from the Member with respect to the subject matter of the record.
4. A record in this system of records may be disclosed, as a routine use, to a contractor of the Agency having need for the information in order to perform a contract. Recipients of information shall be required to comply with the requirements of the Privacy Act of 1974, as amended, pursuant to 5 U.S.C. 552a(m).
5. A record related to an International Application filed under the Patent Cooperation Treaty in this system of records may be disclosed, as a routine use, to the International Bureau of the World Intellectual Property Organization, pursuant to the Patent Cooperation Treaty.
6. A record in this system of records may be disclosed, as a routine use, to another federal agency for purposes of National Security review (35 U.S.C. 181) and for review pursuant to the Atomic Energy Act (42 U.S.C. 218(c)).
7. A record from this system of records may be disclosed, as a routine use, to the Administrator, General Services, or his/her designee, during an inspection of records conducted by GSA as part of that agency's responsibility to recommend improvements in records management practices and programs, under authority of 44 U.S.C. 2904 and 2906. Such disclosure shall be made in accordance with the GSA regulations governing inspection of records for this purpose, and any other relevant (i.e., GSA or Commerce) directive. Such disclosure shall not be used to make determinations about individuals.
8. A record from this system of records may be disclosed, as a routine use, to the public after either publication of the application pursuant to 35 U.S.C. 122(b) or issuance of a patent pursuant to 35 U.S.C. 151. Further, a record may be disclosed, subject to the limitations of 37 CFR 1.14, as a routine use, to the public if the record was filed in an application which became abandoned or in which the proceedings were terminated and which application is referenced by either a published application, an application open to public inspection or an issued patent.
9. A record from this system of records may be disclosed, as a routine use, to a Federal, State, or local law enforcement agency, if the USPTO becomes aware of a violation or potential violation of law or regulation.

Notice of Allowability	Application No. 17/246,192	Applicant(s) PUENTE BALIARDA et al.	
	Examiner DUNG HONG	Art Unit 2643	AIA (FITF) Status No

-- The MAILING DATE of this communication appears on the cover sheet with the correspondence address--

All claims being allowable, PROSECUTION ON THE MERITS IS (OR REMAINS) CLOSED in this application. If not included herewith (or previously mailed), a Notice of Allowance (PTOL-85) or other appropriate communication will be mailed in due course. **THIS NOTICE OF ALLOWABILITY IS NOT A GRANT OF PATENT RIGHTS.** This application is subject to withdrawal from issue at the initiative of the Office or upon petition by the applicant. See 37 CFR 1.313 and MPEP 1308.

1. ☑ This communication is responsive to 08/02/2021.
   ☐ A declaration(s)/affidavit(s) under **37 CFR 1.130(b)** was/were filed on _____.

2. ☐ An election was made by the applicant in response to a restriction requirement set forth during the interview on _____; the restriction requirement and election have been incorporated into this action.

3. ☑ The allowed claim(s) is/are 21-40 . As a result of the allowed claim(s), you may be eligible to benefit from the **Patent Prosecution Highway** program at a participating intellectual property office for the corresponding application. For more information, please see **http://www.uspto.gov/patents/init_events/pph/index.jsp** or send an inquiry to **PPHfeedback@uspto.gov.**

4. ☑ Acknowledgment is made of a claim for foreign priority under 35 U.S.C. § 119(a)-(d) or (f).

   Certified copies:

   a) ☑ All b) ☐ Some* c) ☐ None of the:

   1. ☑ Certified copies of the priority documents have been received.
   2. ☐ Certified copies of the priority documents have been received in Application No. _____ .
   3. ☐ Copies of the certified copies of the priority documents have been received in this national stage application from the International Bureau (PCT Rule 17.2(a)).

   * Certified copies not received: _____ .

Applicant has THREE MONTHS FROM THE "MAILING DATE" of this communication to file a reply complying with the requirements noted below. Failure to timely comply will result in ABANDONMENT of this application.
THIS THREE-MONTH PERIOD IS NOT EXTENDABLE.

5. ☐ CORRECTED DRAWINGS (as "replacement sheets") must be submitted.
   ☐ including changes required by the attached Examiner's Amendment / Comment or in the Office action of Paper No./Mail Date _____ .

   Identifying indicia such as the application number (see 37 CFR 1.84(c)) should be written on the drawings in the front (not the back) of each sheet. Replacement sheet(s) should be labeled as such in the header according to 37 CFR 1.121(d).

6. ☐ DEPOSIT OF and/or INFORMATION about the deposit of BIOLOGICAL MATERIAL must be submitted. Note the attached Examiner's comment regarding REQUIREMENT FOR THE DEPOSIT OF BIOLOGICAL MATERIAL.

Attachment(s)

1. ☑ Notice of References Cited (PTO-892)
2. ☑ Information Disclosure Statements (PTO/SB/08), Paper No./Mail Date _____.
3. ☐ Examiner's Comment Regarding Requirement for Deposit of Biological Material _____.
4. ☑ Interview Summary (PTO-413), Paper No./Mail Date. _____.
5. ☐ Examiner's Amendment/Comment
6. ☑ Examiner's Statement of Reasons for Allowance
7. ☐ Other _____.

/DUNG HONG/
Primary Examiner, Art Unit 2643

REASONS FOR ALLOWANCE

The following is an examiner's statement of reasons for allowance:

Claim 21 recites a wireless device comprising:

an antenna system comprising a ground plane and at least two antennas within the wireless device, the antenna system comprising:

a first antenna proximate to a first short side of a ground plane rectangle enclosing the ground plane, the first antenna being configured to support at least three frequency bands contained within first and second frequency ranges of the electromagnetic spectrum, the second frequency range being higher in frequency than the first frequency range, the first antenna being configured to transmit and receive signals from a 4G communication standard, the first antenna defining a first antenna contour comprising an entire perimeter of the first antenna, wherein the first antenna contour has a level of complexity defined by complexity factor F21 having a value of at least 1.20 and complexity factor F32 having a value of at least 1.35; and

a second antenna proximate to a first long side of the ground plane rectangle, and wherein the second antenna is configured to receive signals from a 4G communication standard.

Claim 26 recites a wireless device comprising:

an antenna system comprising a ground plane and at least two antennas within the wireless device, the antenna system comprising:

a first antenna configured to provide operation in at least four frequency bands being used by 4G communication standards, wherein at least two of the at least four frequency bands are contained within a first frequency range and at least two of the four frequency bands are contained within a second frequency range, the first frequency range being lower in frequency than the second frequency range, the first antenna defining a first antenna contour comprising an entire perimeter of the first antenna, and wherein the first antenna contour has a level of complexity defined by complexity factor F21 having a value of at least 1.20 and complexity factor F32 having a value of at least 1.35; and

a second antenna configured to operate in at least one frequency band being used by a 4G communication standard, the second antenna defining an antenna box that is a minimum-sized parallelepiped that completely encloses a volume of the second antenna and wherein each face of the minimum-sized parallelepiped is tangent to at least one point of the volume of the second antenna, an orthogonal projection of the antenna box along a normal to a face with a largest area of the second antenna defining an antenna rectangle, an aspect ratio of the antenna rectangle being defined as a ratio between a width and a height of the antenna rectangle, and wherein the aspect ratio has a value of at least 2, and wherein at least one of the first and second antennas is close to a first short side of a ground plane rectangle enclosing the ground plane.

Claim 31 recites a wireless device comprising:

an antenna system comprising a ground plane and at least two antennas within the wireless device, the antenna system comprising:

a first antenna configured to provide operation in at least three frequency bands being used by 4G communication standards, the first antenna defining an antenna contour comprising an entire perimeter of the first antenna, the antenna contour comprising at least twenty segments, wherein the antenna contour has a level of complexity defined by complexity factor F21 having a value of at least 1.20 and complexity factor F32 having a value of at least 1.35, and wherein the first antenna defines an antenna box that is a minimum-sized parallelepiped that completely encloses a volume of the first antenna and wherein each face of the minimum-sized parallelepiped is tangent to at least one point of the volume of the first antenna, an orthogonal projection of the antenna box along a normal to a face with a largest area of the first antenna defining an antenna rectangle, an aspect ratio of the antenna rectangle being defined as a ratio between a width and a height of the antenna rectangle, wherein the aspect ratio has a value of at least 2; and

a second antenna configured to provide operation in a first wireless service, the second antenna being proximate to a side of a ground plane rectangle enclosing the ground plane.

The related prior art does not anticipate or render obvious the invention above:

- **Tran** (US 6,989,794) discloses a wireless device having an antenna system comprising a ground plane layer and a least two antennas to simultaneously support radiation modes for at least first, second, and third frequency bands **(Fig. 2; abstract; col. 2, lines 15-19).** However, the reference is silent on details about **(1)** wherein the first antenna contour has a level of complexity defined by complexity factor F21 having a value of at least 1.20 and complexity factor F32 having a value of at least 1.35 **(claim 21, 26 and 31).**
- **Navsariwala** (US 20050176390 A1) discloses slotted multi-band antenna cellular device having has an RF coupling structure (110) and a resonant RF structure (102). The RF coupling structure (110) has an RF connection (116, 118) and an RF coupling end (112, 114). The resonant RF structure (102) is reactively coupled to the RF coupling end (112, 114). The resonant RF structure (102) has a first end (106) and a second end (108) and has a conductive perimeter (102) enclosing at least one slot area (104) configured to induce an additional resonant RF band for the resonant RF structure (102). The first end (106) and the second end (108) are reactively coupled to a ground plane (124, 120) to facilitate longer wavelength operation **(abstract, Fig. 1).** However, the reference is silent on details about **(1).**
- **Sabet** (US 20020000944 A1) discloses an omni-directional printed antenna that including at least two wound slot antenna elements. The

spacing between the elements, the lengths of the elements and the feed location of the elements are selected to provide a desirable electromagnetic coupling between the elements that causes the narrow bandwidth of the individual elements to combine into a wide bandwidth while providing an omni-directional radiation pattern. Winding the elements together in this manner also allows different antennas for different frequency bands to be combined as a single antenna in a small space **(abstract, Fig. 4, Fig. 10, Fig. 13, par. 0031-0033).** However, the reference is silent on details about **(1).**

- **Mikkola** (US 20040145527 A1) discloses a planar antenna structure intended to be used in small portable radio devices. The radiating element (340) of the antenna is a conductive part in the cover of the radio device or a conductive coating attached to the cover. The radiating element is fed electro-magnetically by a parallel planar feed element (330) connected to the antenna port and located near the radiating element, between it and the ground plane (310). Between the feed element and antenna port there is a feed circuit (320) to provide matching for the antenna and, if necessary, forming an additional operating band **(Abstract, Fig. 3-4).** However, the reference is silent on details about **(1).**
- **Cohen** (US 6452553 B1) discloses an antenna which includes at least one element whose physical shape is at least partially defined as a

second or higher iteration deterministic fractal. The resultant fractal antenna does not rely upon an opening angle for performance, and may be fabricated as a dipole, a vertical, or a quad, among other configurations. The number of resonant frequencies for the fractal antenna increases with iteration number N and more such frequencies are present than in a prior art Euclidean antenna **(abstract, Fig. 7).** However, the reference is silent on details about **(1).**

As discloses above, none of the prior art anticipate the invention of claim 21, 26, and 31. The above prior references, in combination, do not render the invention of claim 21, 26, and 31. Therefore, claim 21, 31, and their dependent claims are allowable over prior art of record.

Any comments considered necessary by applicant must be submitted no later than the payment of the issue fee and, to avoid processing delays, should preferably accompany the issue fee. Such submissions should be clearly labeled "Comments on Statement of Reasons for Allowance."

Contact Information

Any inquiry concerning this communication or earlier communications from the examiner should be directed to DUNG HONG whose telephone number is

(571) 270-7928. The examiner can normally be reached on Monday-Friday from 8:00 am to 5:00 pm.

Examiner interviews are available via telephone, in-person, and video conferencing using a USPTO supplied web-based collaboration tool. To schedule an interview, Applicant is encouraged to use the USPTO Automated Interview Request (AIR) at http://www.uspto.gov/interviewpractice.

If attempts to reach the examiner by telephone are unsuccessful, the examiner's supervisor, JINSONG HU, can be reached on (571) 272-3965. The fax phone number for the organization where this application or proceeding is assigned is 571-273-8300.

Information regarding the status of an application may be obtained from the Patent Application Information Retrieval (PAIR) system. Status information for published applications may be obtained from either Private PAIR or Public PAIR. Status information for unpublished applications is available through Private PAIR only. For more information about the PAIR system, see http://pair-direct.uspto.gov. Should you have questions on access to the Private PAIR system, contact the Electronic Business Center (EBC) at 866-217-9197 (toll-free).

/DUNG HONG/
Primary Examiner, Art Unit 2643

Examiner-Initiated Interview Summary	Application No. 17/246,192	Applicant(s) PUENTE BALIARDA et al.		
	Examiner DUNG HONG	Art Unit 2643	AIA (First Inventor to File) Status No	Page 1 of 1

All Participants (applicant, applicants representative, PTO personnel)	**Title**	**Type**
DUNG HONG	Primary Examiner	Telephonic
PATRICK FINNAN (Reg. No. 39,189)	Attorney of Record	

Date of Interview: 08 March 2022

Issues Discussed:

Non-statutory Double Patenting

Applicant and Examiner discussed about Non-statutory Double Patenting. Applicant authorized Examiner to send the list of patent with overlapping scope of the claimed invention. Applicant filed eTerminal Disclaimer on 03/11/2022.

/DUNG HONG/ Primary Examiner, Art Unit 2643	

Applicant is reminded that a complete written statement as to the substance of the interview must be made of record in the application file. It is the applicants responsibility to provide the written statement, unless the interview was initiated by the Examiner and the Examiner has indicated that a written summary will be provided. See MPEP 713.04
Please further see:
MPEP 713.04
Title 37 Code of Federal Regulations (CFR) § 1.133 Interviews, paragraph (b)
37 CFR § 1.2 Business to be transacted in writing

Applicant recordation instructions: It is not necessary for applicant to provide a separate record of the substance of interview.

Examiner recordation instructions: Examiners must summarize the substance of any interview of record. A complete and proper recordation of the substance of an interview should include the items listed in MPEP 713.04 for complete and proper recordation including the identification of the general thrust of each argument or issue discussed, a general indication of any other pertinent matters discussed regarding patentability and the general results or outcome of the interview, to include an indication as to whether or not agreement was reached on the issues raised.

Notice of References Cited	Application/Control No. 17/246,192	Applicant(s)/Patent Under Reexamination PUENTE BALIARDA et al.	
	Examiner DUNG HONG	Art Unit 2643	Page 1 of 2

U.S. PATENT DOCUMENTS

*		Document Number Country Code-Number-Kind Code	Date MM-YYYY	Name	CPC Classification	US Classification
*	A	US-6989794-B2	01-2006	Tran; Allen	H01Q1/36	343/700MS
*	B	US-20050176390-A1	08-2005	Navsariwala, Umesh D.	H01Q1/243	455/168.1
*	C	US-20040145527-A1	07-2004	Mikkola, Jyrki	H01Q1/243	343/700MS
*	D	US-6452553-B1	09-2002	Cohen; Nathan	H01Q1/246	343/702
*	E	US-20020000944-A1	01-2002	Sabet, Kazem F.	H01Q1/36	343/770
*	F	US-20050195112-A1	09-2005	Baliarda, Carles Puente	H01Q5/357	343/700MS
*	G	US-20060121865-A1	06-2006	Frank; Michael Louis	H04B1/006	455/183.1
*	H	US-20060082505-A1	04-2006	Baliarda; Carles Puente	H01Q1/36	343/700MS
*	I	US-20050259013-A1	11-2005	Gala Gala, David	H01Q1/243	343/702
*	J	US-20050001767-A1	01-2005	Wulff, Thomas	B29C45/14639	343/700MS
*	K	US-20060044195-A1	03-2006	Arkko; Aimo	H01Q1/243	343/702
*	L	US-20050184909-A1	08-2005	Tchistiakov, Nikolai	H01Q1/38	343/700MS
*	M	US-20030137461-A1	07-2003	Peng, Hongli	H01Q1/243	343/702

FOREIGN PATENT DOCUMENTS

*		Document Number Country Code-Number-Kind Code	Date MM-YYYY	Country	Name	CPC Classification
	N					
	O					
	P					
	Q					
	R					
	S					
	T					

NON-PATENT DOCUMENTS

*		Include as applicable: Author, Title Date, Publisher, Edition or Volume, Pertinent Pages)
	U	
	V	
	W	
	X	

*A copy of this reference is not being furnished with this Office action. (See MPEP § 707.05(a).)
Dates in MM-YYYY format are publication dates. Classifications may be US or foreign.

Notice of References Cited	Application/Control No. 17/246,192	Applicant(s)/Patent Under Reexamination PUENTE BALIARDA et al.	
	Examiner DUNG HONG	Art Unit 2643	Page 2 of 2

U.S. PATENT DOCUMENTS

*		Document Number Country Code-Number-Kind Code	Date MM-YYYY	Name	CPC Classification	US Classification
*	A	US-20010050636-A1	12-2001	Weinberger, Martin	H01Q1/243	343/700MS
	B					
	C					
	D					
	E					
	F					
	G					
	H					
	I					
	J					
	K					
	L					
	M					

FOREIGN PATENT DOCUMENTS

*		Document Number Country Code-Number-Kind Code	Date MM-YYYY	Country	Name	CPC Classification
	N					
	O					
	P					
	Q					
	R					
	S					
	T					

NON-PATENT DOCUMENTS

*		Include as applicable: Author, Title Date, Publisher, Edition or Volume, Pertinent Pages)
	U	
	V	
	W	
	X	

*A copy of this reference is not being furnished with this Office action. (See MPEP § 707.05(a).)
Dates in MM-YYYY format are publication dates. Classifications may be US or foreign.

Index of Claims	Application/Control No.	Applicant(s)/Patent Under Reexamination
	17/246,192	PUENTE BALIARDA et al.
	Examiner	**Art Unit**
	DUNG HONG	2643

✓	Rejected	-	Cancelled	N	Non-Elected	A	Appeal
=	Allowed	÷	Restricted	I	Interference	O	Objected

CLAIMS

☐ Claims renumbered in the same order as presented by applicant ☐ CPA ☑ T.D. ☐ R.1.47

CLAIM		DATE								
Final	Original	03/11/2022								
1	21	=								
2	22	=								
3	23	=								
4	24	=								
5	25	=								
6	26	=								
7	27	=								
8	28	=								
9	29	=								
10	30	=								
11	31	=								
12	32	=								
13	33	=								
14	34	=								
15	35	=								
16	36	=								
17	37	=								
18	38	=								
19	39	=								
20	40	=								

Issue Classification	Application/Control No.	Applicant(s)/Patent Under Reexamination
	17/246,192	PUENTE BALIARDA et al.
	Examiner	**Art Unit**
	DUNG HONG	2643

CPC						
Symbol					**Type**	**Version**
H01Q	/	1	/	243	F	2013-01-01
H01Q	/	5	/	371	I	2013-01-01
H01Q	/	5	/	40	I	2015-01-15
H01Q	/	1	/	36	I	2013-01-01
H01Q	/	9	/	0407	I	2013-01-01
H01Q	/	9	/	0421	I	2013-01-01

CPC Combination Sets							
Symbol					**Type**	**Set**	**Ranking**	**Version**
	/		/					

NONE		Total Claims Allowed:	
(Assistant Examiner)	(Date)	20	
/DUNG HONG/ Primary Examiner, Art Unit 2643	11 March 2022	O.G. Print Claim(s)	O.G. Print Figure
(Primary Examiner)	(Date)	1	4

U.S. Patent and Trademark Office — Part of Paper No.: 20220311

Issue Classification	Application/Control No.	Applicant(s)/Patent Under Reexamination
	17/246,192	PUENTE BALIARDA et al.
	Examiner	**Art Unit**
	DUNG HONG	2643

INTERNATIONAL CLASSIFICATION				
CLAIMED				
H01Q1/24	/	1	/	24
H01Q5/371	/	5	/	371
H01Q5/40	/	5	/	40
H01Q1/36	/	1	/	36
H01Q9/04	/	9	/	04

NON-CLAIMED				
	/		/	

US ORIGINAL CLASSIFICATION	
CLASS	**SUBCLASS**

CROSS REFERENCES(S)						
CLASS	**SUBCLASS (ONE SUBCLASS PER BLOCK)**					

NONE		**Total Claims Allowed:**	
(Assistant Examiner)	(Date)	20	
/DUNG HONG/ Primary Examiner, Art Unit 2643	11 March 2022	O.G. Print Claim(s)	O.G. Print Figure
(Primary Examiner)	(Date)	1	4

U.S. Patent and Trademark Office — Part of Paper No.: 20220311

Issue Classification	Application/Control No.	Applicant(s)/Patent Under Reexamination
	17/246,192	PUENTE BALIARDA et al.
	Examiner	**Art Unit**
	DUNG HONG	2643

☐ Claims renumbered in the same order as presented by applicant ☐ CPA ☑ T.D. ☐ R.1.47

CLAIMS

Final	Original	Final	Original	Final	Original	Final	Original	Final	Original	Final	Original	Final	Original	Final	Original
1	21	10	30	19	39										
2	22	11	31	20	40										
3	23	12	32												
4	24	13	33												
5	25	14	34												
6	26	15	35												
7	27	16	36												
8	28	17	37												
9	29	18	38												

NONE		**Total Claims Allowed:**	
(Assistant Examiner)	(Date)	20	
/DUNG HONG/ Primary Examiner, Art Unit 2643	11 March 2022	O.G. Print Claim(s)	O.G. Print Figure
(Primary Examiner)	(Date)	1	4

U.S. Patent and Trademark Office — Part of Paper No.: 20220311

Search Notes	Application/Control No.	Applicant(s)/Patent Under Reexamination
	17/246,192	PUENTE BALIARDA et al.
	Examiner	Art Unit
	DUNG HONG	2643

CPC - Searched*		
Symbol	**Date**	**Examiner**
H01Q1/243, H01Q1/36, H01Q9/0407, H01Q1/242, H01Q1/241, H01Q5/50, H04B1/3833, H04B1/005	03/08/2022	DH
H01Q1/36, H01Q1/243, H01Q13/16, H01Q19/005, H01Q21/30, H01Q9/4	03/08/2022	DH

CPC Combination Sets - Searched*		
Symbol	**Date**	**Examiner**
H01Q1/243, H01Q1/36, H01Q9/0407, H01Q1/242, H01Q1/241, H01Q5/50, H04B1/3833, H04B1/005	03/08/2022	DH
H01Q1/36, H01Q1/243, H01Q13/16, H01Q19/005, H01Q21/30, H01Q9/4	03/08/2022	DH

US Classification - Searched*			
Class	**Subclass**	**Date**	**Examiner**

* See search history printout included with this form or the SEARCH NOTES box below to determine the scope of the search.

Search Notes		
Search Notes	**Date**	**Examiner**
Inventor search, NPL search, CPC search, Text search	03/08/2022	DH

Interference Search			
US Class/CPC Symbol	**US Subclass/CPC Group**	**Date**	**Examiner**
	Text search within claim	03/11/2022	DH

/DUNG HONG/ Primary Examiner, Art Unit 2643	

Doc code: IDS
Doc description: Information Disclosure Statement (IDS) Filed

PTO/SB/08a (02-18)
Approved for use through 11/30/2020. OMB 0651-0031
U.S. Patent and Trademark Office; U.S. DEPARTMENT OF COMMERCE
Under the Paperwork Reduction Act of 1995, no persons are required to respond to a collection of information unless it contains a valid OMB control number.

INFORMATION DISCLOSURE STATEMENT BY APPLICANT

(Not for submission under 37 CFR 1.99)

Application Number	
Filing Date	
First Named Inventor	Carles PUENTE BALIARDA
Art Unit	
Examiner Name	
Attorney Docket Number	0690.0023CN4

U.S.PATENTS Remove

Examiner Initial*	Cite No	Patent Number	Kind Code[1]	Issue Date	Name of Patentee or Applicant of cited Document	Pages,Columns,Lines where Relevant Passages or Relevant Figures Appear
	1					

If you wish to add additional U.S. Patent citation information please click the Add button. Add

U.S.PATENT APPLICATION PUBLICATIONS Remove

Examiner Initial*	Cite No	Publication Number	Kind Code[1]	Publication Date	Name of Patentee or Applicant of cited Document	Pages,Columns,Lines where Relevant Passages or Relevant Figures Appear
	1					

If you wish to add additional U.S. Published Application citation information please click the Add button. Add

FOREIGN PATENT DOCUMENTS Remove

Examiner Initial*	Cite No	Foreign Document Number[3]	Country Code[2] i	Kind Code[4]	Publication Date	Name of Patentee or Applicant of cited Document	Pages,Columns,Lines where Relevant Passages or Relevant Figures Appear	T[5]
	1							

If you wish to add additional Foreign Patent Document citation information please click the Add button Add

NON-PATENT LITERATURE DOCUMENTS Remove

Examiner Initials*	Cite No	Include name of the author (in CAPITAL LETTERS), title of the article (when appropriate), title of the item (book, magazine, journal, serial, symposium, catalog, etc), date, pages(s), volume-issue number(s), publisher, city and/or country where published.	T[5]

ALL REFERENCES CONSIDERED EXCEPT WHERE LINED THROUGH. /D.H/

INFORMATION DISCLOSURE STATEMENT BY APPLICANT (Not for submission under 37 CFR 1.99)		
	Application Number	
	Filing Date	
	First Named Inventor	Carles PUENTE BALIARDA
	Art Unit	
	Examiner Name	
	Attorney Docket Number	0690.0023CN4

	1	US10/822933 - Response to Office Action dated on October 5, 2006, Jenkens & Gilchrist, 20070104	
	2	US10/963080 - Notice of allowance dated on September 1, 2005., USPTO, 20050901	
	3	US10/963080 - Preliminary amendment - Declaration of J. Baxter - Exhibit W, Jones Day, 20041210	
	4	US11/021597 - Office action dated October 30, 2007, USPTO, 20071030	
	5	US11/021597 - Office Action dated on March 12, 2007, USPTO, 20070312	
	6	US11/021597 - Response to the Office Action dated March 12, 2007, Winstead, 20070809	
	7	US11/021597 - Response to the office action dated October 30, 2007, Winstead, 20071228	
	8	US11/033788 - Response to Office Action dated February 7, 2006, Jenkens & Gilchrist, 20060601	
	9	US11/102390 - Notice of allowance dated on July 6, 2006., USPTO, 20060625	
	10	US11/110052 - Notice of Allowance dated on March 29, 2006, USPTO, 20060331	
	11	US11/110052 - Notice of Allowance dated on May 30, 2006, USPTO, 20060530	

EFS Web 2.1.18

ALL REFERENCES CONSIDERED EXCEPT WHERE LINED THROUGH. /D.H/

INFORMATION DISCLOSURE STATEMENT BY APPLICANT (Not for submission under 37 CFR 1.99)		
	Application Number	
	Filing Date	
	First Named Inventor	Carles PUENTE BALIARDA
	Art Unit	
	Examiner Name	
	Attorney Docket Number	0690.0023CN4

	12	US11/110052 - Preliminary amendment dated on April 18, 2005, Howison & Arnott, 20050418	
	13	US11/124768 - Amendment in response to non-final office action dated August 23, 2006, Jenkens & Gilchrist, 20061113	
	14	US11/154843 - Amendment and response to office action dated August 2, 2006, Howison & Arnott, 20060811	
	15	US11/154843 - Notice of Allowance dated on October 24, 2006, USPTO, 20061024	
	16	US11/154843 - Office Action dated on August 2, 2006, USPTO, 20060802	
	17	US11/154843 - Office action dated on May 9, 2006, USPTO, 20060509	
	18	US11/179250 - Notice of Allowance dated on January 20, 2007, USPTO, 20070126	
	19	US11/179250 - Response office action, Howison & Arnott, 20050712	
	20	US11/179257 - Notice of allowance dated on October 19, 2006, USPTO, 20061019	
	21	US11/550256 - Office Action dated on January 15, 2008, USPTO, 20080115	
	22	US11/614429 - Office Action dated on August 16, 2010, USPTO, 20100816	

ALL REFERENCES CONSIDERED EXCEPT WHERE LINED THROUGH. /D.H/

INFORMATION DISCLOSURE STATEMENT BY APPLICANT (Not for submission under 37 CFR 1.99)		
	Application Number	
	Filing Date	
	First Named Inventor	Carles PUENTE BALIARDA
	Art Unit	
	Examiner Name	
	Attorney Docket Number	0690.0023CN4

	23	US11/614429 - Office Action dated on March 7, 2011, USPTO, 20110307	
	24	US11/614429 - Office action dated on March 19, 2013, USPTO, 20130319	
	25	US11/614429 - Office Action dated on May 27, 2011., USPTO, 20110527	
	26	US11/614429 - Response to the Final Office Action dated on May 27, 2011, Winstead, 20111123	
	27	US11/614429 - Response to the Office Action dated on August 16, 2010, Winstead, 20110211	
	28	US11/686804 - Amendment and response to office action dated April 15, 2008, Howison & Arnott, 20080709	
	29	US11/686804 - Notice of Allowance dated on September 9, 2008, USPTO, 20080909	
	30	US11/686804 - Office action dated on April 15, 2008., USPTO, 20080415	
	31	US11/780932 - Preliminary amendment dated on July 20, 2007, Howison & Arnott, 20070720	
	32	US12/309463 - Amendment after final action, Winstead, 20120523	
	33	US12/309463 - Office action, USPTO, 20120328	

ALL REFERENCES CONSIDERED EXCEPT WHERE LINED THROUGH. /D.H/

INFORMATION DISCLOSURE STATEMENT BY APPLICANT (Not for submission under 37 CFR 1.99)		
	Application Number	
	Filing Date	
	First Named Inventor	Carles PUENTE BALIARDA
	Art Unit	
	Examiner Name	
	Attorney Docket Number	0690.0023CN4

	34	US12/309463 - Office action dated on August 04, 2011, USPTO, 20110804	
	35	US12/309463 - Response to non-final office action dated on August 4, 2011, Winstead, 20120123	
	36	US12/347462 - Amendment and response to office action dated October 28, 2009, Howison & Arnott, 20100315	
	37	US12/347462 - Amendment and response to office action dated on December 7, 2011, Howison & Arnott, 20120403	
	38	US12/347462 - Notice of allowance dated on April 13, 2012, USPTO, 20120413	
	39	US12/347462 - Notice of Allowance dated on April 19, 2010, USPTO, 20100419	
	40	US12/347462 - Notice of Allowance dated on June 29, 2010, USPTO, 20100629	
	41	US12/347462 - Notice of Allowance dated on May 18, 2009, USPTO, 20090518	
	42	US12/347462 - Office Action dated on December 07, 2011, USPTO, 20111207	
	43	US12/347462 - Office Action dated on October 28, 2009, USPTO, 20091028	
	44	US12/498090 - Amendment and response to office action dated December 30, 2011, Howison & Arnott, 20120403	

ALL REFERENCES CONSIDERED EXCEPT WHERE LINED THROUGH. /D.H/

INFORMATION DISCLOSURE STATEMENT BY APPLICANT (Not for submission under 37 CFR 1.99)		
	Application Number	
	Filing Date	
	First Named Inventor	Carles PUENTE BALIARDA
	Art Unit	
	Examiner Name	
	Attorney Docket Number	0690.0023CN4

	45	US12/498090 - Notice of allowance dated on April 13, 2012, USPTO, 20120413	
	46	US12/498090 - Notice of Allowance dated on March 10, 2011, USPTO, 20110310	
	47	US12/498090 - Office Action dated on August 18, 2010, USPTO, 20100818	
	48	US12/498090 - Office action dated on December 30, 2011, USPTO, 20111230	
	49	US12/498090 - Response to office action dated on August 18, 2010, Howison & Arnott, 20110117	
	50	US13/020034 - Amendment and response to office action dated on November 8, 2011, Howison & Arnott, 20120403	

If you wish to add additional non-patent literature document citation information please click the Add button Add

EXAMINER SIGNATURE

Examiner Signature	/DUNG HONG/	Date Considered	03/08/2022

*EXAMINER: Initial if reference considered, whether or not citation is in conformance with MPEP 609. Draw line through a citation if not in conformance and not considered. Include copy of this form with next communication to applicant.

[1] See Kind Codes of USPTO Patent Documents at www.USPTO.GOV or MPEP 901.04. [2] Enter office that issued the document, by the two-letter code (WIPO Standard ST.3). [3] For Japanese patent documents, the indication of the year of the reign of the Emperor must precede the serial number of the patent document. [4] Kind of document by the appropriate symbols as indicated on the document under WIPO Standard ST.16 if possible. [5] Applicant is to place a check mark here if English language translation is attached.

ALL REFERENCES CONSIDERED EXCEPT WHERE LINED THROUGH. /D.H/

INFORMATION DISCLOSURE STATEMENT BY APPLICANT (Not for submission under 37 CFR 1.99)		
	Application Number	
	Filing Date	
	First Named Inventor	Carles PUENTE BALIARDA
	Art Unit	
	Examiner Name	
	Attorney Docket Number	0690.0023CN4

CERTIFICATION STATEMENT

Please see 37 CFR 1.97 and 1.98 to make the appropriate selection(s):

That each item of information contained in the information disclosure statement was first cited in any communication from a foreign patent office in a counterpart foreign application not more than three months prior to the filing of the information disclosure statement. See 37 CFR 1.97(e)(1).

OR

☐ That no item of information contained in the information disclosure statement was cited in a communication from a foreign patent office in a counterpart foreign application, and, to the knowledge of the person signing the certification after making reasonable inquiry, no item of information contained in the information disclosure statement was known to any individual designated in 37 CFR 1.56(c) more than three months prior to the filing of the information disclosure statement. See 37 CFR 1.97(e)(2).

See attached certification statement.

The fee set forth in 37 CFR 1.17 (p) has been submitted herewith.

☒ A certification statement is not submitted herewith.

SIGNATURE

A signature of the applicant or representative is required in accordance with CFR 1.33, 10.18. Please see CFR 1.4(d) for the form of the signature.

Signature	/Patrick J. Finnan/	Date (YYYY-MM-DD)	2021-04-30
Name/Print	Patrick J. Finnan	Registration Number	39189

This collection of information is required by 37 CFR 1.97 and 1.98. The information is required to obtain or retain a benefit by the public which is to file (and by the USPTO to process) an application. Confidentiality is governed by 35 U.S.C. 122 and 37 CFR 1.14. This collection is estimated to take 1 hour to complete, including gathering, preparing and submitting the completed application form to the USPTO. Time will vary depending upon the individual case. Any comments on the amount of time you require to complete this form and/or suggestions for reducing this burden, should be sent to the Chief Information Officer, U.S. Patent and Trademark Office, U.S. Department of Commerce, P.O. Box 1450, Alexandria, VA 22313-1450. DO NOT SEND FEES OR COMPLETED FORMS TO THIS ADDRESS. **SEND TO: Commissioner for Patents, P.O. Box 1450, Alexandria, VA 22313-1450.**

ALL REFERENCES CONSIDERED EXCEPT WHERE LINED THROUGH. /D.H/

Privacy Act Statement

The Privacy Act of 1974 (P.L. 93-579) requires that you be given certain information in connection with your submission of the attached form related to a patent application or patent. Accordingly, pursuant to the requirements of the Act, please be advised that: (1) the general authority for the collection of this information is 35 U.S.C. 2(b)(2); (2) furnishing of the information solicited is voluntary; and (3) the principal purpose for which the information is used by the U.S. Patent and Trademark Office is to process and/or examine your submission related to a patent application or patent. If you do not furnish the requested information, the U.S. Patent and Trademark Office may not be able to process and/or examine your submission, which may result in termination of proceedings or abandonment of the application or expiration of the patent.

The information provided by you in this form will be subject to the following routine uses:

1. The information on this form will be treated confidentially to the extent allowed under the Freedom of Information Act (5 U.S.C. 552) and the Privacy Act (5 U.S.C. 552a). Records from this system of records may be disclosed to the Department of Justice to determine whether the Freedom of Information Act requires disclosure of these record s.

2. A record from this system of records may be disclosed, as a routine use, in the course of presenting evidence to a court, magistrate, or administrative tribunal, including disclosures to opposing counsel in the course of settlement negotiations.

3. A record in this system of records may be disclosed, as a routine use, to a Member of Congress submitting a request involving an individual, to whom the record pertains, when the individual has requested assistance from the Member with respect to the subject matter of the record.

4. A record in this system of records may be disclosed, as a routine use, to a contractor of the Agency having need for the information in order to perform a contract. Recipients of information shall be required to comply with the requirements of the Privacy Act of 1974, as amended, pursuant to 5 U.S.C. 552a(m).

5. A record related to an International Application filed under the Patent Cooperation Treaty in this system of records may be disclosed, as a routine use, to the International Bureau of the World Intellectual Property Organization, pursuant to the Patent Cooperation Treaty.

6. A record in this system of records may be disclosed, as a routine use, to another federal agency for purposes of National Security review (35 U.S.C. 181) and for review pursuant to the Atomic Energy Act (42 U.S.C. 218(c)).

7. A record from this system of records may be disclosed, as a routine use, to the Administrator, General Services, or his/her designee, during an inspection of records conducted by GSA as part of that agency's responsibility to recommend improvements in records management practices and programs, under authority of 44 U.S.C. 2904 and 2906. Such disclosure shall be made in accordance with the GSA regulations governing inspection of records for this purpose, and any other relevant (i.e., GSA or Commerce) directive. Such disclosure shall not be used to make determinations about individuals.

8. A record from this system of records may be disclosed, as a routine use, to the public after either publication of the application pursuant to 35 U.S.C. 122(b) or issuance of a patent pursuant to 35 U.S.C. 151. Further, a record may be disclosed, subject to the limitations of 37 CFR 1.14, as a routine use, to the public if the record was filed in an application which became abandoned or in which the proceedings were terminated and which application is referenced by either a published application, an application open to public inspections or an issued patent.

9. A record from this system of records may be disclosed, as a routine use, to a Federal, State, or local law enforcement agency, if the USPTO becomes aware of a violation or potential violation of law or regulation.

ALL REFERENCES CONSIDERED EXCEPT WHERE LINED THROUGH. /D.H/

Doc code: IDS
Doc description: Information Disclosure Statement (IDS) Filed

PTO/SB/08a (02-18)
Approved for use through 11/30/2020. OMB 0651-0031
U.S. Patent and Trademark Office; U.S. DEPARTMENT OF COMMERCE
Under the Paperwork Reduction Act of 1995, no persons are required to respond to a collection of information unless it contains a valid OMB control number.

INFORMATION DISCLOSURE STATEMENT BY APPLICANT

(Not for submission under 37 CFR 1.99)

Application Number	
Filing Date	
First Named Inventor	Carles PUENTE BALIARDA
Art Unit	
Examiner Name	
Attorney Docket Number	0690.0023CN5

U.S.PATENTS Remove

Examiner Initial*	Cite No	Patent Number	Kind Code[1]	Issue Date	Name of Patentee or Applicant of cited Document	Pages,Columns,Lines where Relevant Passages or Relevant Figures Appear
	1					

If you wish to add additional U.S. Patent citation information please click the Add button. Add

U.S.PATENT APPLICATION PUBLICATIONS Remove

Examiner Initial*	Cite No	Publication Number	Kind Code[1]	Publication Date	Name of Patentee or Applicant of cited Document	Pages,Columns,Lines where Relevant Passages or Relevant Figures Appear
	1					

If you wish to add additional U.S. Published Application citation information please click the Add button. Add

FOREIGN PATENT DOCUMENTS Remove

Examiner Initial*	Cite No	Foreign Document Number[3]	Country Code[2] i	Kind Code[4]	Publication Date	Name of Patentee or Applicant of cited Document	Pages,Columns,Lines where Relevant Passages or Relevant Figures Appear	T[5]
	1							

If you wish to add additional Foreign Patent Document citation information please click the Add button Add

NON-PATENT LITERATURE DOCUMENTS Remove

Examiner Initials*	Cite No	Include name of the author (in CAPITAL LETTERS), title of the article (when appropriate), title of the item (book, magazine, journal, serial, symposium, catalog, etc), date, pages(s), volume-issue number(s), publisher, city and/or country where published.	T[5]

ALL REFERENCES CONSIDERED EXCEPT WHERE LINED THROUGH. /D.H/

INFORMATION DISCLOSURE STATEMENT BY APPLICANT (Not for submission under 37 CFR 1.99)		
	Application Number	
	Filing Date	
	First Named Inventor	Carles PUENTE BALIARDA
	Art Unit	
	Examiner Name	
	Attorney Docket Number	0690.0023CN5

	1	Parker , E. A. ; El Sheikh , A. N. A., Convoluted array elements and reduced size unit cells for frequency selective surfaces, Microwaves, Antennas and Propagation, IEE Proceedings H, 19910201, Pag.19-22	
	2	Parker , S., McGraw-Hill Dictionary of Scientific and Technical Terms (5th ed. 1994), McGraw-Hill - Case 6:09-cv-00203-LED-JDL, 19940101, Pag.1542	
	3	Parker, E. A. ; El Sheikh , A. N. A., Convoluted dipole array elements, Electronics Letters, 19910214	
	4	Paschen , D. A., Broadband microstrip matching techniques, Antenna Applications, 1983. Symposium, 19830921	
	5	Paschen , D. A., Structural stopband elimination with the monopole-slot antenna, Antenna Applications, 1982. Symposium, 19820922	
	6	Paschen , D. A. ; Olson , S., A crossed-slot antenna with an infinite balun feed, Antenna Applications, 1995. Symposium, 19950920	
	7	Peitgen , H., Chaos and fractals : New frontiers of science, Springer, 19920101, Pages: 231-233 and 386-391	
	8	Peitgen , H. ; Saupe , D., The science of fractal images, Springer, 19880101, Pag 60-63	
	9	Peitgen , H. O. ; Jürgens , H. ; Saupe , D., Chaos and fractals. New frontiers of science, Springer, 19930212, Pages: 212-216 ; 387-388	
	10	Peitgen , H. O. ; Saupe , H., The science of fractal images, Springer, 19880101, Pag. 1-3, 24-27, 58-61	
	11	Peitgen , H. O. et al, Chaos and fractals, Springer, 19920101, Pag.: 23-28, 94-95, 202-206, 225, 231-243, 283-292, 392-396, 441, 225, 372-373, 386-389, 390-391	

ALL REFERENCES CONSIDERED EXCEPT WHERE LINED THROUGH. /D.H/

INFORMATION DISCLOSURE STATEMENT BY APPLICANT (Not for submission under 37 CFR 1.99)		
	Application Number	
	Filing Date	
	First Named Inventor	Carles PUENTE BALIARDA
	Art Unit	
	Examiner Name	
	Attorney Docket Number	0690.0023CN5

	12	Peitgen , H. O. et al, Chaos and fractals, Springer, 19920101, Pag.: 880 - 895	
	13	Peitgen , H. O. et al, Chaos and fractals : new frontiers of science, Springer, 19920101, Pag.: 22-26, 62-66, 94-105, 212-219, 229-243	
	14	Penn , A., Fractal dimension of low-resolution medical images, Engineering in Medicine and Biology Society (EMBS), 18th ,1996. IEEE Annual International Conference of the, 19960101	
	15	Perez-Costa , X. et al, Analysis of the integration of IEEE 802.11e capabilities in battery limited mobile devices, Wireless Communications, IEEE, 20051201	
	16	Phelan , R., A wide-band parallel-connected balun, Microwave Theory and Techniques, IEEE Transactions on, 19700501	
	17	Poilasne , G., Active metallic photonic band-gap materials (MPBG): experimental resultors on beam shaper, Antennas and Propagation, IEEE Transactions on, 20000101, Vol.48, No.1	
	18	Pozar , D. M., Comparison of three methods for the measurement of printed antenna efficiency, Antennas and Propagation, IEEE Transactions on, 19880101	
	19	Pozar , D. M., Microstrip antennas, Proceedings of the IEEE, 19920101	
	20	Pozar , D. M., Microwave Engineering - Chapter 12: Introduction to Microwave Systems, Addison-Wesley, 19900101, Pag.663-666 , 675-676	
	21	Pozar , D. M. ; Newman , E. H., Analysis of a Monopole Mounted near or at the Edge of a Half-Plane, Antennas and Propagation, IEEE Transactions on, 19810501, Vol.AP-29, No.3	
	22	Pozar , D. M. ; Schaubert , D. H., Microstrip antennas. The analysis and design of microstrip antennas and arrays, IEEE Press; Pozar, Schaubert, 19950101, Pag.431	

ALL REFERENCES CONSIDERED EXCEPT WHERE LINED THROUGH. /D.H/

INFORMATION DISCLOSURE STATEMENT BY APPLICANT (Not for submission under 37 CFR 1.99)		
	Application Number	
	Filing Date	
	First Named Inventor	Carles PUENTE BALIARDA
	Art Unit	
	Examiner Name	
	Attorney Docket Number	0690.0023CN5

	23	Pressley, A, Elementary Differential Geometry, Springer, 20000101, Pag.252-257	
	24	Pribetich , P. ; Combet , Y. et al, Quasifractal planar microstrip resonators for microwave circuits, Microwave and Optical Technology Letters, 19990620, Vol.21, No.6, Pag.433-436	
	25	Prokhorov , A. M., Bolshaya Sovetskaya Entsiklopediya, Sovetskaya Entsiklopediya, 19760101, Vol.24, Book 1, Pag.67	
	26	Puente , C, Fractal antennas, Universitat Politecnica de Catalunya (UPC), 19970501, Pages: ix-xiv, 234-237	
	27	Puente , C., Fractal antennas, Universitat Politecnica de Catalunya (UPC), 19970501	
	28	Puente , C. ; Claret , J. ; Sagues , F. et al, Multiband properties of a fractal tree antenna generated by electrochemical deposition, Electronics Letters, 19961205, Vol.32, No.25, Pag.2298-2299	
	29	Puente , C. ; Pous , R., Diseño fractal de agrupaciones de antenas - Fractal design of antenna arrays, Unión Científica Internacional de la Radio (URSI), 9th , La Palma, 1994. Simposium Nacional de la, 19940901	
	30	Puente , C. ; Pous , R., Fractal design of multiband and low side-lobe arrays, Antennas and Propagation, IEEE Transactions on, 19960501, Vol.44, No.5	
	31	Puente , C. ; Romeu , J. ; Bartolome , R. ; Pous , R., Perturbation of the Sierpinski antenna to allocate operating bands, Electronics Letters, 19961121, Vol.32, No.24	
	32	Puente , C. ; Romeu , J. ; Cardama , A., Fractal-shaped antennas, Frontiers in electromagnetics - IEEE Press, 20000101, Chapter 2, Pag.48-50	
	33	Puente , C. ; Romeu , J. ; Cardama , A., La antena de Koch - un monopolo largo pero pequeño, Unión Científica Internacional de la Radio (URSI), 12th , Bilbao, 1997. Simposium Nacional de la, 19980901	

ALL REFERENCES CONSIDERED EXCEPT WHERE LINED THROUGH. /D.H/

INFORMATION DISCLOSURE STATEMENT BY APPLICANT (Not for submission under 37 CFR 1.99)		
	Application Number	
	Filing Date	
	First Named Inventor	Carles PUENTE BALIARDA
	Art Unit	
	Examiner Name	
	Attorney Docket Number	0690.0023CN5

	34	Puente , C. ; Romeu , J. ; Cardama , A. ; Pous , R., Multiband fractal antennas and arrays, Fractals engineering - from theory to industrial applications, 19970101	
	35	Puente , C. ; Romeu , J. ; Cardama , A. ; Pous , R., On the behavior of the Sierpinski multiband fractal antenna, Antennas and Propagation, IEEE Transactions on, 19980401, Vol.46, No.4	
	36	Puente , C. ; Romeu , J. ; Cardama, A., The Koch monopole - a small fractal antenna, Antennas and Propagation, IEEE Transactions on, 20001101, Vol.48, No.11	
	37	Puente , C. et al, Small but long Koch fractal monopole, Electronics Letters, 19980108, Vol.34, No.1, Pag.9-10	
	38	Qiu , J. et al., A planar monopole antenna design with band-notched characteristic, Antennas and Propagation, IEEE Transactions on, 20060101, Vol.54, No.1, Pag.288-292	
	39	Rademacher , H. ; Toeplitz , O., The Enjoyment of Math, Princeton Science Library, 19570101, Pag. 164-169	
	40	Rensh , Y. A., Broadband microstrip antenna, Antenna Theory and Techniques, 1998. International Conference on, 19980922, Vol.28, Pag.420-423	
	41	Rich , B., Review of Elementary Mathematics 2d ed.1997, McGraw - Hill - Case 6:09-cv-00203-LED-JDL, 19970101, Pag. 245-247	
	42	Romeu , J. ; Blanch , S., A three dimensional hilbert antenna, Antennas and Propagation Society (APS), 2002. IEEE International Symposium, 20020616	
	43	Romeu , J. ; Puente , C. ; Cardama , J., Small fractal antennas, Fractals in Engineering, 1999. India Conference, 19990601, Pag.35-36	
	44	Rosa , J. ; Case E. W., A wide angle circularly polarized omnidirectional array antenna, USAF Antenna Research and Development Program, 18th , 1968. Symposium on the, 19681015	

ALL REFERENCES CONSIDERED EXCEPT WHERE LINED THROUGH. /D.H/

INFORMATION DISCLOSURE STATEMENT BY APPLICANT (Not for submission under 37 CFR 1.99)		
	Application Number	
	Filing Date	
	First Named Inventor	Carles PUENTE BALIARDA
	Art Unit	
	Examiner Name	
	Attorney Docket Number	0690.0023CN5

	45	Rotman , W., Problems encountered in the design of flush-mounted antennas for high speed aircraft, USAF Antenna Research and Development Program, 2th , 1952. Symposium on the, 19521019, Vol.46	
	46	Rouvier , R. et al., Fractal analysis of bidimensional profiles and application to electromagnetic scattering from soils, IEEE, 19960101	
	47	Rowell , C. R. ; Murch , R. D., A compact PIFA suitable for dual-frequency 900-1800-MHz operation, Antennas and Propagation, IEEE Transactions on, 19980401	
	48	Rowell , C. R. ; Murch , R.D., A capacitively loaded PIFA for compact mobile telephone handsets, Antennas and Propagation, IEEE Transactions on, 19970501	
	49	Rumsey , V., Frequency independent antennas, Academic Press, 19960101, Pag.2-3	
	50	Rumsey , V., Frequency independent antennas - Full, Academic Press, 19660101	

If you wish to add additional non-patent literature document citation information please click the Add button Add

EXAMINER SIGNATURE

Examiner Signature	/DUNG HONG/	Date Considered	03/08/2022

*EXAMINER: Initial if reference considered, whether or not citation is in conformance with MPEP 609. Draw line through a citation if not in conformance and not considered. Include copy of this form with next communication to applicant.

[1] See Kind Codes of USPTO Patent Documents at www.USPTO.GOV or MPEP 901.04. [2] Enter office that issued the document, by the two-letter code (WIPO Standard ST.3). [3] For Japanese patent documents, the indication of the year of the reign of the Emperor must precede the serial number of the patent document. [4] Kind of document by the appropriate symbols as indicated on the document under WIPO Standard ST.16 if possible. [5] Applicant is to place a check mark here if English language translation is attached.

ALL REFERENCES CONSIDERED EXCEPT WHERE LINED THROUGH. /D.H/

INFORMATION DISCLOSURE STATEMENT BY APPLICANT (Not for submission under 37 CFR 1.99)		
	Application Number	
	Filing Date	
	First Named Inventor	Carles PUENTE BALIARDA
	Art Unit	
	Examiner Name	
	Attorney Docket Number	0690.0023CN5

CERTIFICATION STATEMENT

Please see 37 CFR 1.97 and 1.98 to make the appropriate selection(s):

That each item of information contained in the information disclosure statement was first cited in any communication from a foreign patent office in a counterpart foreign application not more than three months prior to the filing of the information disclosure statement. See 37 CFR 1.97(e)(1).

OR

☐ That no item of information contained in the information disclosure statement was cited in a communication from a foreign patent office in a counterpart foreign application, and, to the knowledge of the person signing the certification after making reasonable inquiry, no item of information contained in the information disclosure statement was known to any individual designated in 37 CFR 1.56(c) more than three months prior to the filing of the information disclosure statement. See 37 CFR 1.97(e)(2).

See attached certification statement.

The fee set forth in 37 CFR 1.17 (p) has been submitted herewith.

☒ A certification statement is not submitted herewith.

SIGNATURE

A signature of the applicant or representative is required in accordance with CFR 1.33, 10.18. Please see CFR 1.4(d) for the form of the signature.

Signature	/Patrick J. Finnan/	Date (YYYY-MM-DD)	2021-04-30
Name/Print	Patrick J. Finnan	Registration Number	39189

This collection of information is required by 37 CFR 1.97 and 1.98. The information is required to obtain or retain a benefit by the public which is to file (and by the USPTO to process) an application. Confidentiality is governed by 35 U.S.C. 122 and 37 CFR 1.14. This collection is estimated to take 1 hour to complete, including gathering, preparing and submitting the completed application form to the USPTO. Time will vary depending upon the individual case. Any comments on the amount of time you require to complete this form and/or suggestions for reducing this burden, should be sent to the Chief Information Officer, U.S. Patent and Trademark Office, U.S. Department of Commerce, P.O. Box 1450, Alexandria, VA 22313-1450. DO NOT SEND FEES OR COMPLETED FORMS TO THIS ADDRESS. **SEND TO: Commissioner for Patents, P.O. Box 1450, Alexandria, VA 22313-1450.**

ALL REFERENCES CONSIDERED EXCEPT WHERE LINED THROUGH. /D.H/

Privacy Act Statement

The Privacy Act of 1974 (P.L. 93-579) requires that you be given certain information in connection with your submission of the attached form related to a patent application or patent. Accordingly, pursuant to the requirements of the Act, please be advised that: (1) the general authority for the collection of this information is 35 U.S.C. 2(b)(2); (2) furnishing of the information solicited is voluntary; and (3) the principal purpose for which the information is used by the U.S. Patent and Trademark Office is to process and/or examine your submission related to a patent application or patent. If you do not furnish the requested information, the U.S. Patent and Trademark Office may not be able to process and/or examine your submission, which may result in termination of proceedings or abandonment of the application or expiration of the patent.

The information provided by you in this form will be subject to the following routine uses:

1. The information on this form will be treated confidentially to the extent allowed under the Freedom of Information Act (5 U.S.C. 552) and the Privacy Act (5 U.S.C. 552a). Records from this system of records may be disclosed to the Department of Justice to determine whether the Freedom of Information Act requires disclosure of these record s.

2. A record from this system of records may be disclosed, as a routine use, in the course of presenting evidence to a court, magistrate, or administrative tribunal, including disclosures to opposing counsel in the course of settlement negotiations.

3. A record in this system of records may be disclosed, as a routine use, to a Member of Congress submitting a request involving an individual, to whom the record pertains, when the individual has requested assistance from the Member with respect to the subject matter of the record.

4. A record in this system of records may be disclosed, as a routine use, to a contractor of the Agency having need for the information in order to perform a contract. Recipients of information shall be required to comply with the requirements of the Privacy Act of 1974, as amended, pursuant to 5 U.S.C. 552a(m).

5. A record related to an International Application filed under the Patent Cooperation Treaty in this system of records may be disclosed, as a routine use, to the International Bureau of the World Intellectual Property Organization, pursuant to the Patent Cooperation Treaty.

6. A record in this system of records may be disclosed, as a routine use, to another federal agency for purposes of National Security review (35 U.S.C. 181) and for review pursuant to the Atomic Energy Act (42 U.S.C. 218(c)).

7. A record from this system of records may be disclosed, as a routine use, to the Administrator, General Services, or his/her designee, during an inspection of records conducted by GSA as part of that agency's responsibility to recommend improvements in records management practices and programs, under authority of 44 U.S.C. 2904 and 2906. Such disclosure shall be made in accordance with the GSA regulations governing inspection of records for this purpose, and any other relevant (i.e., GSA or Commerce) directive. Such disclosure shall not be used to make determinations about individuals.

8. A record from this system of records may be disclosed, as a routine use, to the public after either publication of the application pursuant to 35 U.S.C. 122(b) or issuance of a patent pursuant to 35 U.S.C. 151. Further, a record may be disclosed, subject to the limitations of 37 CFR 1.14, as a routine use, to the public if the record was filed in an application which became abandoned or in which the proceedings were terminated and which application is referenced by either a published application, an application open to public inspections or an issued patent.

9. A record from this system of records may be disclosed, as a routine use, to a Federal, State, or local law enforcement agency, if the USPTO becomes aware of a violation or potential violation of law or regulation.

ALL REFERENCES CONSIDERED EXCEPT WHERE LINED THROUGH. /D.H/

Doc code: IDS
Doc description: Information Disclosure Statement (IDS) Filed

PTO/SB/08a (02-18)
Approved for use through 11/30/2020. OMB 0651-0031
U.S. Patent and Trademark Office; U.S. DEPARTMENT OF COMMERCE
Under the Paperwork Reduction Act of 1995, no persons are required to respond to a collection of information unless it contains a valid OMB control number.

INFORMATION DISCLOSURE STATEMENT BY APPLICANT
(Not for submission under 37 CFR 1.99)

Application Number	
Filing Date	
First Named Inventor	Carles PUENTE BALIARDA
Art Unit	
Examiner Name	
Attorney Docket Number	0690.0023CN5

U.S.PATENTS Remove

Examiner Initial*	Cite No	Patent Number	Kind Code[1]	Issue Date	Name of Patentee or Applicant of cited Document	Pages,Columns,Lines where Relevant Passages or Relevant Figures Appear
	1	5821907		1998-10-13	ZHU	
	2	5838285		1998-11-17	TAY	
	3	5841402		1998-11-24	DIAS	
	4	5841403		1998-11-24	WEST	
	5	5870066		1999-02-09	ASAKURA	
	6	5872546		1999-02-16	IHARA	
	7	5898404		1999-04-27	JOU	
	8	5903240		1999-05-11	KAWAHATA	

ALL REFERENCES CONSIDERED EXCEPT WHERE LINED THROUGH. /D.H/

INFORMATION DISCLOSURE STATEMENT BY APPLICANT (Not for submission under 37 CFR 1.99)		
	Application Number	
	Filing Date	
	First Named Inventor	Carles PUENTE BALIARDA
	Art Unit	
	Examiner Name	
	Attorney Docket Number	0690.0023CN5

	9	5918183		1999-06-29	JANKY	
	10	5926139		1999-07-20	KORISCH	
	11	5926141		1999-07-20	LINDENMEIER	
	12	5929825		1999-07-27	NIU	
	13	5936583		1999-08-10	SEKINE	
	14	5936587		1999-08-10	GUDILEV	
	15	5943020		1999-08-24	LIEBENDOERFER	
	16	5966098		1999-10-12	QI	
	17	5973651		1999-10-26	SUESADA	
	18	5986609		1999-11-16	SPALL	
	19	5986610		1999-11-16	MIRON	

ALL REFERENCES CONSIDERED EXCEPT WHERE LINED THROUGH. /D.H/

INFORMATION DISCLOSURE STATEMENT BY APPLICANT (Not for submission under 37 CFR 1.99)		
	Application Number	
	Filing Date	
	First Named Inventor	Carles PUENTE BALIARDA
	Art Unit	
	Examiner Name	
	Attorney Docket Number	0690.0023CN5

	20	5986615		1999-11-16	WESTFALL	
	21	5990838		1999-11-23	BURNS	
	22	5995052		1999-11-30	SADLER	
	23	6002367		1999-12-14	ENGBLOM	
	24	6005524		1999-12-21	HAYES	
	25	6008764		1999-12-28	OLLIKAINEN	
	26	6011518		2000-01-04	YAMAGISHI	
	27	6011699		2000-01-04	MURRAY	
	28	6016130		2000-01-18	ANNAMAA	
	29	6028567		2000-02-22	LAHTI	
	30	6028568		2000-02-22	ASAKURA	

ALL REFERENCES CONSIDERED EXCEPT WHERE LINED THROUGH. /D.H/

INFORMATION DISCLOSURE STATEMENT BY APPLICANT (Not for submission under 37 CFR 1.99)		
	Application Number	
	Filing Date	
	First Named Inventor	Carles PUENTE BALIARDA
	Art Unit	
	Examiner Name	
	Attorney Docket Number	0690.0023CN5

	31	6031495		2000-02-29	SIMMONS	
	32	6031499		2000-02-29	DICHTER	
	33	6031505		2000-02-29	QI	
	34	6040803		2000-03-21	SPALL	
	35	6058211		2000-05-02	BORMANS	
	36	6069592		2000-05-30	WASS	
	37	6072434		2000-06-06	PAPATHEODOROU	
	38	6075489		2000-06-13	SULLIVAN	
	39	6075500		2000-06-13	KURZ	
	40	6078294		2000-06-20	MITARAI	
	41	6081237		2000-06-27	SATO	

ALL REFERENCES CONSIDERED EXCEPT WHERE LINED THROUGH. /D.H/

INFORMATION DISCLOSURE STATEMENT BY APPLICANT (Not for submission under 37 CFR 1.99)		
	Application Number	
	Filing Date	
	First Named Inventor	Carles PUENTE BALIARDA
	Art Unit	
	Examiner Name	
	Attorney Docket Number	0690.0023CN5

	42	6087990		2000-07-11	THILL	
	43	6091365		2000-07-18	DERNERYD	
	44	6094179		2000-07-25	DAVIDSON	
	45	6097339		2000-08-01	FILIPOVIC	
	46	6097345		2000-08-01	WALTON	
	47	6104349		2000-08-15	COHEN	
	48	6107920		2000-08-22	EBERHARDT	
	49	6111545		2000-08-29	SAARI	
	50	6122533		2000-09-19	ZHANG	

If you wish to add additional U.S. Patent citation information please click the Add button. Add

U.S.PATENT APPLICATION PUBLICATIONS Remove

Examiner Initial*	Cite No	Publication Number	Kind Code[1]	Publication Date	Name of Patentee or Applicant of cited Document	Pages,Columns,Lines where Relevant Passages or Relevant Figures Appear

ALL REFERENCES CONSIDERED EXCEPT WHERE LINED THROUGH. /D.H/

INFORMATION DISCLOSURE STATEMENT BY APPLICANT (Not for submission under 37 CFR 1.99)		
	Application Number	
	Filing Date	
	First Named Inventor	Carles PUENTE BALIARDA
	Art Unit	
	Examiner Name	
	Attorney Docket Number	0690.0023CN5

	1				

If you wish to add additional U.S. Published Application citation information please click the Add button. Add

FOREIGN PATENT DOCUMENTS Remove

Examiner Initial*	Cite No	Foreign Document Number[3]	Country Code[2] i	Kind Code[4]	Publication Date	Name of Patentee or Applicant of cited Document	Pages,Columns,Lines where Relevant Passages or Relevant Figures Appear	T[5]
	1	2156832	ES		2002-01-21	SANCHEZ		
	2	2174707	ES		2004-07-13	O'CALLAGHAN		
	3	972897	FI		1999-01-09	ILKKA		
	4	2543744	FR		1984-10-05	PIVA		
	5	2704359	FR		1994-11-10	KACZMAREK		
	6	2837339	FR		2003-09-19	TOUATI		
	7	1313020	GB		1973-04-11	JDF ELECTRONICS		
	8	2161026	GB		1986-01-02	BROWN		

ALL REFERENCES CONSIDERED EXCEPT WHERE LINED THROUGH. /D.H/

INFORMATION DISCLOSURE STATEMENT BY APPLICANT (Not for submission under 37 CFR 1.99)		
	Application Number	
	Filing Date	
	First Named Inventor	Carles PUENTE BALIARDA
	Art Unit	
	Examiner Name	
	Attorney Docket Number	0690.0023CN5

	9	2215136	GB		1989-09-13	CECIL		
	10	2293275	GB		1996-03-20	PHILLIPS		
	11	2317994	GB		1998-04-08	KITCHENER		
	12	2330951	GB		1999-05-05	DAVIDSON		
	13	2355116	GB		2001-04-11	BOAKES		
	14	2361584	GB		2001-10-24	MOR		
	15	2376568	GB		2002-12-18	GUO		
	16	2387486	GB		2003-10-15	YOON		
	17	2417863	GB		2006-03-08	WILDMAN		
	18	H1631	H		1997-02-04	MONTGOMERY		
	19	05007109	JP		1993-01-14	KONDO		

ALL REFERENCES CONSIDERED EXCEPT WHERE LINED THROUGH. /D.H/

INFORMATION DISCLOSURE STATEMENT BY APPLICANT (Not for submission under 37 CFR 1.99)		
	Application Number	
	Filing Date	
	First Named Inventor	Carles PUENTE BALIARDA
	Art Unit	
	Examiner Name	
	Attorney Docket Number	0690.0023CN5

	20	05283928	JP		1993-10-29	HIROYUKI		
	21	05308223	JP		1993-11-19	KEIZO		
	22	05347507	JP		1993-12-27	IMAIZUMI		
	23	06085530	JP		1994-03-25	KANAYAMA		
	24	08052968	JP		1996-02-27	FIDALGO		
	25	09069718	JP		1997-03-11	MICHIRO		
	26	09199939	JP		1997-07-31	TAKESHI		
	27	10163748	JP		1998-06-19	SHINICHI		
	28	10209744	JP		1998-08-07	HAJIME		
	29	10303637	JP		1998-11-13	SHIGEKI		
	30	11004113	JP		1999-01-06	KAWABATA		

ALL REFERENCES CONSIDERED EXCEPT WHERE LINED THROUGH. /D.H/

INFORMATION DISCLOSURE STATEMENT BY APPLICANT (Not for submission under 37 CFR 1.99)		
	Application Number	
	Filing Date	
	First Named Inventor	Carles PUENTE BALIARDA
	Art Unit	
	Examiner Name	
	Attorney Docket Number	0690.0023CN5

	31	11027042	JP		1999-01-29	SERIZAWA		
	32	11136015	JP		1999-05-21	NOBUYUKI		
	33	11220319	JP		1999-08-10	IRIYAMA		
	34	1997246852	JP		1997-09-19	HIRABE		
	35	5129816	JP		1993-05-23	KATSUHIKO		
	36	5267916	JP		1993-10-15	SHINICHI		
	37	55147806	JP		1980-11-18	OOUCHI		
	38	6204908	JP		1994-07-22	RYUICHI		
	39	6252629	JP		1994-09-09	SHINICHI		
	40	7073310	JP		1995-03-17	POORU		
	41	PA04009319	MX		2005-06-08	PEREZ		

ALL REFERENCES CONSIDERED EXCEPT WHERE LINED THROUGH. /D.H/

INFORMATION DISCLOSURE STATEMENT BY APPLICANT (Not for submission under 37 CFR 1.99)		
	Application Number	
	Filing Date	
	First Named Inventor	Carles PUENTE BALIARDA
	Art Unit	
	Examiner Name	
	Attorney Docket Number	0690.0023CN5

	42	PA05002647	MX		2005-09-20	RODRIGUEZ		
	43	PA05005670	MX		2005-07-26	ESTEVA		
	44	518988	SE		2002-12-17	BOLIN		
	45	554571	TW		2003-09-21	GHOSH		
	46	00/01028	WO		2000-01-06	JARMUSZEWISKI		
	47	00/03167	WO		2000-01-20	TAI		
	48	00/03451	WO		2000-01-20	BLOM		
	49	00/03453	WO		2000-01-20	YING		
	50	00/08712	WO		2000-02-17	DELLANTONI		

If you wish to add additional Foreign Patent Document citation information please click the Add button [Add]

NON-PATENT LITERATURE DOCUMENTS [Remove]

Examiner Initials*	Cite No	Include name of the author (in CAPITAL LETTERS), title of the article (when appropriate), title of the item (book, magazine, journal, serial, symposium, catalog, etc), date, pages(s), volume-issue number(s), publisher, city and/or country where published.	T[5]

ALL REFERENCES CONSIDERED EXCEPT WHERE LINED THROUGH. /D.H/

INFORMATION DISCLOSURE STATEMENT BY APPLICANT (Not for submission under 37 CFR 1.99)		
	Application Number	
	Filing Date	
	First Named Inventor	Carles PUENTE BALIARDA
	Art Unit	
	Examiner Name	
	Attorney Docket Number	0690.0023CN5

	1	Dubost , G., Wideband flat dipole and short-circuit microstrip patch elements and arrays. In Handbook of microstrip antennas - Chapter 7, Peter Peregrinus Ltd. James , J. R. ; Hall , P. S. (ed.), 19890101, Vol.1, Pag.354-359	
	2	DuHamel , R. H., Broadband logarithmically periodic antenna structures, Convention Record, 1957. IRE International, 19570314, Vol.5, Pag.119-128	
	3	DuHamel , R. H. ; Scherer , J. P., Antenna engineering handbook - Chapter 14 - Frequency-Independent Antennas, Johnson , R. McGraw-Hill (3rd. edition), 19930101, Vol., No., Pag.14-1 - 14-5	
	4	Durgun , A. C. ; Reese , M. S. ; Balanis , C. A. et al, Flexible bow-tie antennas with reduced metallization, Radio and Wireless (RWS), 2011. IEEE Symposium, 20110116, Vol., No., Pag.Pages: 50-53	
	5	Dyson , J. D., The equiangular spiral antenna, Antennas and Propagation, IRE Transactions on, 19590401	
	6	Dyson , J. D., The non-planar equiangular spiral antenna, USAF Antenna Research and Development Program, 8th , 1958. Symposium on the, 19581020	
	7	Efland , T. R. et al, The earth is mobile power, Power Semiconductor Devices and IC's (ISPSD), 2003. International Symposium, 20030701	
	8	Ellis , A. R., Airborne UHF antenna pattern improvements, USAF Antenna Research and Development Program, 3th , 1953. Symposium on the, 19531018	
	9	Erätuuli , P. et al, Dual frequency wire antennas, Electronics Letters, 19960606	
	10	Esteban , J. ; Rebollar , J. M., Design and optimization of a compact Ka-Band antenna diplexer, Antennas and Propagation Society (APS), 1995. IEEE International Symposium, 19950618	
	11	Falconer , K., Fractal geometry _Full, John Wiley Sons - 2nd ed., 20030101	

ALL REFERENCES CONSIDERED EXCEPT WHERE LINED THROUGH. /D.H/

INFORMATION DISCLOSURE STATEMENT BY APPLICANT (Not for submission under 37 CFR 1.99)		
	Application Number	
	Filing Date	
	First Named Inventor	Carles PUENTE BALIARDA
	Art Unit	
	Examiner Name	
	Attorney Docket Number	0690.0023CN5

	12	Falconer , K., Fractal geometry. Mathematical foundations and applications, John Wiley and Sons, 19900101, Pag.38-41	
	13	Falconer , K., Fractal Geometry: Mathematical Foundations and Applications, John Wiley & Sons, 19900101, Pag.38-44	
	14	Falconer , K., Fractal Geometry: Mathematical Foundations and Applications, John Wiley & Sons, 19900101, Pag.38-45	
	15	Fang , A, A dual frequency equilateral-triangular microstrip antenna with a pair of narrow slots, Microwave and Optical Technology Letters, 19991020	
	16	Feder, J., Fractals, Plenum Press, 19880101, Vol., No., Pag.pages 10-11, 15-17, and 25	
	17	Feng , J., Fractional box-counting approach to fractal dimension estimation, Pattern Recognition, 13th , 1996. International Conference on, 19960101	
	18	Fenwick , R. C., A new class of electrically small antennas, Antennas and Propagation, IEEE Transactions on, 19650501	
	19	Ferris , J. E., A status report of an Azimuth and elevation direction finder, USAF Antenna Research and Development Program, 18th , 1968. Symposium on the, 19681015	
	20	Fleischmann , J. et al., Prototyping networked embedded systems, Computer, 19990201	
	21	Fleishmann , M. ; Tildesley , D. J. ; Balls , R. C., Fractals in the natural sciences, Royal Society of London, 19990101	
	22	Force , R. et al., Synthesis of multilayer walls for radomes of aerospace vehicles, USAF Antenna Research and Development Program, 17th , 1967. Symposium on the, 19671114	

ALL REFERENCES CONSIDERED EXCEPT WHERE LINED THROUGH. /D.H/

INFORMATION DISCLOSURE STATEMENT BY APPLICANT (Not for submission under 37 CFR 1.99)		
	Application Number	
	Filing Date	
	First Named Inventor	Carles PUENTE BALIARDA
	Art Unit	
	Examiner Name	
	Attorney Docket Number	0690.0023CN5

	23	Foroutan-Pour , K. ; Dutilleul , P. ; Smith , D.L., Advances in the implementation of the box-counting method of fractal dimension estimation, Applied Mathematics and Computation, 19990501, Vol.105, Pag.195-210	
	24	Foss , A., On migrating a legacy application to the palm platform, Program Comprehesion, 12th, 2004. International Workshop on, 20040101	
	25	Fujimoto , K. et al, Small Antennas, Research Studies Press LTD, 19870101, Pag.Preface and Table of Contents	
	26	Gagnepain , J. J., Fractal approach to two-dimensional and three-dimensional surface roughness, Wear, 19860501, Vol.109	
	27	Gambhir , A., User experience is key (Viewpoint), Mobile Handset Analyst, 20060912	
	28	Gandara , T. et al., Planar inverted-F antennas for small multi-standard handsets, Applied Electromagnetics and Communications (ICECom), 18th , 2005 International Conference on, 20051012	
	29	Garg , R. et al, Microstrip antenna design handbook - Chapter 1 - Microstrip Radiators, Artech House, 20010101	
	30	Garg , R. et al., Characteristics of coupled microstriplines, Microwave Theory and Techniques, IEEE Transactions on, 19790701	
	31	Garg , R. et al., Microstrip antenna design handbook, Artech House, 20010101, Pag.845	
	32	George , J. ; Aanandan , C. K. ; Mohanan , P. et al, Analysis of a new compact microstrip antenna, Antennas and Propagation, IEEE Transactions on, 19981101	
	33	Gianvittorio , J. P., Fractal element antennas - a compilation of configurations with novel characteristics, Antennas and Propagation Society (APS), 2000. IEEE International Symposium, 20000716	

ALL REFERENCES CONSIDERED EXCEPT WHERE LINED THROUGH. /D.H/

INFORMATION DISCLOSURE STATEMENT BY APPLICANT (Not for submission under 37 CFR 1.99)		
	Application Number	
	Filing Date	
	First Named Inventor	Carles PUENTE BALIARDA
	Art Unit	
	Examiner Name	
	Attorney Docket Number	0690.0023CN5

	34	Gilbert , R. ; Pirrung , A. ; Kopf , D. et al., Structurally-integrated optically-reconfigurable antenna array, Antenna Applications, 1995. Symposium, 19950920	
	35	Gillespie , E. S., Glide slope antenna in the nose radome of the F-104 A and B, USAF Antenna Research and Development Program, 7th , 1957. Symposium on the, 19571021	
	36	Gobien , A. T., Investigation of low profile antenna designs for use in hand-held radios - Master of Science, Virginia Polytechnic Institute and State University, 20070801	
	37	Gough , C. E. ; Porch , A. ; Lancaster , M. J. et al, High Tc coplanar resonators for microwave applications and scientific studies, Physica C, 19970801, Vol.282-287, No.2001, Pag.395-398	
	38	Graf, R, Modern dictionary of electronics, Butterworth-Heinemann (6th Ed.), 19840101, Pag.209, 644	
	39	Gray , D. ; Lu , J. W. ; Thiel , D. V., Electronically steerable Yagi-Uda microstrip patch antenna array, Antennas and Propagation, IEEE Transactions on, 19980501, Vol.46	
	40	Greiser , J. W. and Brown , G. S., A 500:1 scale model of warla : A wide aperture radio location array, USAF Antenna Research and Development Program, 13th , 1963. Symposium on the, 19631014	
	41	Guo , Y., Miniature built-in multiband antennas for mobile handsets, Antennas and Propagation, IEEE Transactions on, 20040801, Vol.52, No.8	
	42	Guo , Y. X. ; Luk , K. F. Lee ; Chow , Y. L., Double U-slot rectangular patch antenna, Electronics Letters, 19980917	
	43	Guo , Z., A VSLI implementation of MIMO detection for future wireless communications, Personal Indoor and Mobile Radio Communications (PIMRC), 14th , 2003. International Symposium on, 20030101	
	44	Gupta , K. C., Broadbanding techniques for microstrip patch antennas - a review, Antenna Applications, 1988. Sysmposium, 19880921	

ALL REFERENCES CONSIDERED EXCEPT WHERE LINED THROUGH. /D.H/

INFORMATION DISCLOSURE STATEMENT BY APPLICANT (Not for submission under 37 CFR 1.99)		
	Application Number	
	Filing Date	
	First Named Inventor	Carles PUENTE BALIARDA
	Art Unit	
	Examiner Name	
	Attorney Docket Number	0690.0023CN5

	45	Gupta , K. C. ; Benalla , A., Microstrip antenna design, Artech House, 19880101	
	46	Guterman , J., Dual-band miniaturized microstrip fractal antenna for a small GSM1800 + UMTS mobile handset, Melecon , IEEE, 20040512	
	47	Guterman , J. ; Moreira , A. ; Peixeiro , C., Two-elements multi-band fractal PIFA for MIMO applications in small size terminals, Antennas and Propagation Society (APS), 2004. IEEE International Symposium, 20040611	
	48	Hagström , P., Novel ceramic antenna filters for GSM / DECT and GSM / PCN network terminals, Personal Indoor and Mobile Radio Communications (PIMRC), 8th , 1997. Waves of the year 2000. International Symposium on, 19970901	
	49	Halloran , T. W., A dual channel VHF telemetry antenna system for re-entry vehicle applications, USAF Antenna Research and Development Program, 11th , 1961. Symposium on the, 19611016	
	50	Hansen , R. C., Fundamental limitations in antennas, Proceedings of the IEEE, 19810201, Vol.69, No.2, Pag.170-182	

If you wish to add additional non-patent literature document citation information please click the Add button Add

EXAMINER SIGNATURE

Examiner Signature	/DUNG HONG/	Date Considered	03/08/2022

*EXAMINER: Initial if reference considered, whether or not citation is in conformance with MPEP 609. Draw line through a citation if not in conformance and not considered. Include copy of this form with next communication to applicant.

[1] See Kind Codes of USPTO Patent Documents at www.USPTO.GOV or MPEP 901.04. [2] Enter office that issued the document, by the two-letter code (WIPO Standard ST.3). [3] For Japanese patent documents, the indication of the year of the reign of the Emperor must precede the serial number of the patent document. [4] Kind of document by the appropriate symbols as indicated on the document under WIPO Standard ST.16 if possible. [5] Applicant is to place a check mark here if English language translation is attached.

ALL REFERENCES CONSIDERED EXCEPT WHERE LINED THROUGH. /D.H/

INFORMATION DISCLOSURE STATEMENT BY APPLICANT (Not for submission under 37 CFR 1.99)		
	Application Number	
	Filing Date	
	First Named Inventor	Carles PUENTE BALIARDA
	Art Unit	
	Examiner Name	
	Attorney Docket Number	0690.0023CN5

CERTIFICATION STATEMENT

Please see 37 CFR 1.97 and 1.98 to make the appropriate selection(s):

That each item of information contained in the information disclosure statement was first cited in any communication from a foreign patent office in a counterpart foreign application not more than three months prior to the filing of the information disclosure statement. See 37 CFR 1.97(e)(1).

OR

☐ That no item of information contained in the information disclosure statement was cited in a communication from a foreign patent office in a counterpart foreign application, and, to the knowledge of the person signing the certification after making reasonable inquiry, no item of information contained in the information disclosure statement was known to any individual designated in 37 CFR 1.56(c) more than three months prior to the filing of the information disclosure statement. See 37 CFR 1.97(e)(2).

See attached certification statement.

The fee set forth in 37 CFR 1.17 (p) has been submitted herewith.

☒ A certification statement is not submitted herewith.

SIGNATURE

A signature of the applicant or representative is required in accordance with CFR 1.33, 10.18. Please see CFR 1.4(d) for the form of the signature.

Signature	/Patrick J. Finnan/	Date (YYYY-MM-DD)	2021-04-30
Name/Print	Patrick J. Finnan	Registration Number	39189

This collection of information is required by 37 CFR 1.97 and 1.98. The information is required to obtain or retain a benefit by the public which is to file (and by the USPTO to process) an application. Confidentiality is governed by 35 U.S.C. 122 and 37 CFR 1.14. This collection is estimated to take 1 hour to complete, including gathering, preparing and submitting the completed application form to the USPTO. Time will vary depending upon the individual case. Any comments on the amount of time you require to complete this form and/or suggestions for reducing this burden, should be sent to the Chief Information Officer, U.S. Patent and Trademark Office, U.S. Department of Commerce, P.O. Box 1450, Alexandria, VA 22313-1450. DO NOT SEND FEES OR COMPLETED FORMS TO THIS ADDRESS. **SEND TO: Commissioner for Patents, P.O. Box 1450, Alexandria, VA 22313-1450.**

ALL REFERENCES CONSIDERED EXCEPT WHERE LINED THROUGH. /D.H/

Privacy Act Statement

The Privacy Act of 1974 (P.L. 93-579) requires that you be given certain information in connection with your submission of the attached form related to a patent application or patent. Accordingly, pursuant to the requirements of the Act, please be advised that: (1) the general authority for the collection of this information is 35 U.S.C. 2(b)(2); (2) furnishing of the information solicited is voluntary; and (3) the principal purpose for which the information is used by the U.S. Patent and Trademark Office is to process and/or examine your submission related to a patent application or patent. If you do not furnish the requested information, the U.S. Patent and Trademark Office may not be able to process and/or examine your submission, which may result in termination of proceedings or abandonment of the application or expiration of the patent.

The information provided by you in this form will be subject to the following routine uses:

1. The information on this form will be treated confidentially to the extent allowed under the Freedom of Information Act (5 U.S.C. 552) and the Privacy Act (5 U.S.C. 552a). Records from this system of records may be disclosed to the Department of Justice to determine whether the Freedom of Information Act requires disclosure of these record s.

2. A record from this system of records may be disclosed, as a routine use, in the course of presenting evidence to a court, magistrate, or administrative tribunal, including disclosures to opposing counsel in the course of settlement negotiations.

3. A record in this system of records may be disclosed, as a routine use, to a Member of Congress submitting a request involving an individual, to whom the record pertains, when the individual has requested assistance from the Member with respect to the subject matter of the record.

4. A record in this system of records may be disclosed, as a routine use, to a contractor of the Agency having need for the information in order to perform a contract. Recipients of information shall be required to comply with the requirements of the Privacy Act of 1974, as amended, pursuant to 5 U.S.C. 552a(m).

5. A record related to an International Application filed under the Patent Cooperation Treaty in this system of records may be disclosed, as a routine use, to the International Bureau of the World Intellectual Property Organization, pursuant to the Patent Cooperation Treaty.

6. A record in this system of records may be disclosed, as a routine use, to another federal agency for purposes of National Security review (35 U.S.C. 181) and for review pursuant to the Atomic Energy Act (42 U.S.C. 218(c)).

7. A record from this system of records may be disclosed, as a routine use, to the Administrator, General Services, or his/her designee, during an inspection of records conducted by GSA as part of that agency's responsibility to recommend improvements in records management practices and programs, under authority of 44 U.S.C. 2904 and 2906. Such disclosure shall be made in accordance with the GSA regulations governing inspection of records for this purpose, and any other relevant (i.e., GSA or Commerce) directive. Such disclosure shall not be used to make determinations about individuals.

8. A record from this system of records may be disclosed, as a routine use, to the public after either publication of the application pursuant to 35 U.S.C. 122(b) or issuance of a patent pursuant to 35 U.S.C. 151. Further, a record may be disclosed, subject to the limitations of 37 CFR 1.14, as a routine use, to the public if the record was filed in an application which became abandoned or in which the proceedings were terminated and which application is referenced by either a published application, an application open to public inspections or an issued patent.

9. A record from this system of records may be disclosed, as a routine use, to a Federal, State, or local law enforcement agency, if the USPTO becomes aware of a violation or potential violation of law or regulation.

ALL REFERENCES CONSIDERED EXCEPT WHERE LINED THROUGH. /D.H/

Doc code: IDS
Doc description: Information Disclosure Statement (IDS) Filed

PTO/SB/08a (02-18)
Approved for use through 11/30/2020. OMB 0651-0031
U.S. Patent and Trademark Office; U.S. DEPARTMENT OF COMMERCE
Under the Paperwork Reduction Act of 1995, no persons are required to respond to a collection of information unless it contains a valid OMB control number.

INFORMATION DISCLOSURE STATEMENT BY APPLICANT

(Not for submission under 37 CFR 1.99)

Application Number	
Filing Date	
First Named Inventor	Carles PUENTE BALIARDA
Art Unit	
Examiner Name	
Attorney Docket Number	0690.0023CN5

U.S.PATENTS Remove

Examiner Initial*	Cite No	Patent Number	Kind Code[1]	Issue Date	Name of Patentee or Applicant of cited Document	Pages,Columns,Lines where Relevant Passages or Relevant Figures Appear
	1					

If you wish to add additional U.S. Patent citation information please click the Add button. Add

U.S.PATENT APPLICATION PUBLICATIONS Remove

Examiner Initial*	Cite No	Publication Number	Kind Code[1]	Publication Date	Name of Patentee or Applicant of cited Document	Pages,Columns,Lines where Relevant Passages or Relevant Figures Appear
	1					

If you wish to add additional U.S. Published Application citation information please click the Add button. Add

FOREIGN PATENT DOCUMENTS Remove

Examiner Initial*	Cite No	Foreign Document Number[3]	Country Code[2] i	Kind Code[4]	Publication Date	Name of Patentee or Applicant of cited Document	Pages,Columns,Lines where Relevant Passages or Relevant Figures Appear	T[5]
	1							

If you wish to add additional Foreign Patent Document citation information please click the Add button Add

NON-PATENT LITERATURE DOCUMENTS Remove

Examiner Initials*	Cite No	Include name of the author (in CAPITAL LETTERS), title of the article (when appropriate), title of the item (book, magazine, journal, serial, symposium, catalog, etc), date, pages(s), volume-issue number(s), publisher, city and/or country where published.	T[5]

ALL REFERENCES CONSIDERED EXCEPT WHERE LINED THROUGH. /D.H/

INFORMATION DISCLOSURE STATEMENT BY APPLICANT (Not for submission under 37 CFR 1.99)		
	Application Number	
	Filing Date	
	First Named Inventor	Carles PUENTE BALIARDA
	Art Unit	
	Examiner Name	
	Attorney Docket Number	0690.0023CN5

	1	Infringement Chart - Blackberry 8220. Patent: 7202822, Fractus, 20091105	
	2	Infringement Chart - Blackberry 8310. Patent: 7148850, Fractus, 20091105	
	3	Infringement Chart - Blackberry 8310. Patent:7202822, Fractus, 20091105	
	4	Infringement Chart - Blackberry 8320. Patent: 7148850, Fractus, 20091105	
	5	Infringement Chart - Blackberry 8320. Patent: 7202822, Fractus, 20091105	
	6	Infringement Chart - Blackberry 8330. Patent: 7148850, Fractus, 20091105	
	7	Infringement Chart - Blackberry 8330. Patent: 7202822, Fractus, 20091105	
	8	Infringement Chart - Blackberry 8820. Patent: 7148850, Fractus, 20091105	
	9	Infringement Chart - Blackberry 8820. Patent: 7202822, Fractus, 20091105	
	10	Infringement Chart - Blackberry 8830. Patent: 7148850, Fractus, 20091105	
	11	Infringement Chart - Blackberry 8830. Patent: 7202822, Fractus, 20091105	

ALL REFERENCES CONSIDERED EXCEPT WHERE LINED THROUGH. /D.H/

INFORMATION DISCLOSURE STATEMENT BY APPLICANT (Not for submission under 37 CFR 1.99)		
	Application Number	
	Filing Date	
	First Named Inventor	Carles PUENTE BALIARDA
	Art Unit	
	Examiner Name	
	Attorney Docket Number	0690.0023CN5

	12	Infringement Chart - Blackberry 8900. Patent: 7148850, Fractus, 20091105	
	13	Infringement Chart - Blackberry 8900. Patent: 7202822, Fractus, 20091105	
	14	Infringement Chart - Blackberry 9630. Patent: 7148850, Fractus, 20091105	
	15	Infringement Chart - Blackberry 9630. Patent: 7202822, Fractus, 20091105	
	16	Infringement Chart - Blackberry Bold 9000. Patent: 7148850, Fractus, 20091105	
	17	Infringement Chart - Blackberry Bold 9000. Patent: 7202822, Fractus, 20091105	
	18	Infringement Chart - Blackberry Storm 9530. Patent: 7148850, Fractus, 20091105	
	19	Infringement Chart - Blackberry Storm 9530. Patent: 7202822, Fractus, 20091105	
	20	Infringement Chart - HTC Dash, Fractus, 20091105	
	21	Infringement Chart - HTC Dash. Patent: 7148850, Fractus, 20091105	
	22	Infringement Chart - HTC Dash. Patent: 7202822, Fractus, 20091105	

ALL REFERENCES CONSIDERED EXCEPT WHERE LINED THROUGH. /D.H/

INFORMATION DISCLOSURE STATEMENT BY APPLICANT (Not for submission under 37 CFR 1.99)		
	Application Number	
	Filing Date	
	First Named Inventor	Carles PUENTE BALIARDA
	Art Unit	
	Examiner Name	
	Attorney Docket Number	0690.0023CN5

	23	Infringement Chart - HTC Diamond, Fractus, 20091105	
	24	Infringement Chart - HTC Diamond. Patent: 7148850, Fractus, 20091105	
	25	Infringement Chart - HTC Diamond. Patent: 7202822, Fractus, 20091105	
	26	Infringement Chart - HTC G1 Google., Fractus, 20091105	
	27	Infringement Chart - HTC G1 Google. Patent: 7148850, Fractus, 20091105	
	28	Infringement Chart - HTC G1 Google. Patent: 7202822, Fractus, 20091105	
	29	Infringement Chart - HTC My Touch., Fractus, 20091105	
	30	Infringement Chart - HTC My Touch. Patent: 7148850, Fractus, 20091105	
	31	Infringement Chart - HTC My Touch. Patent: 7202822, Fractus, 20091105	
	32	Infringement Chart - HTC Ozone, Fractus, 20091105	
	33	Infringement Chart - HTC Ozone. Patent: 7148850, Fractus, 20091105	

ALL REFERENCES CONSIDERED EXCEPT WHERE LINED THROUGH. /D.H/

INFORMATION DISCLOSURE STATEMENT BY APPLICANT (Not for submission under 37 CFR 1.99)		
	Application Number	
	Filing Date	
	First Named Inventor	Carles PUENTE BALIARDA
	Art Unit	
	Examiner Name	
	Attorney Docket Number	0690.0023CN5

	34	Infringement Chart - HTC Ozone. Patent: 7202822, Fractus, 20091105	
	35	Infringement Chart - HTC Pure, Fractus, 20091105	
	36	Infringement Chart - HTC Pure. Patent: 7148850, Fractus, 20091105	
	37	Infringement Chart - HTC Pure. Patent: 7202822, Fractus, 20091105	
	38	Infringement Chart - HTC Snap, Fractus, 20091105	
	39	Infringement Chart - HTC Snap. Patent: 7148850, Fractus, 20091105	
	40	Infringement Chart - HTC Snap. Patent: 7202822, Fractus, 20091105	
	41	Infringement Chart - HTC TILT 8925., Fractus, 20091105	
	42	Infringement Chart - HTC TILT 8925. Patent: 7148850, Fractus, 20091105	
	43	Infringement Chart - HTC TILT 8925. Patent: 7202822, Fractus, 20091105	
	44	Infringement Chart - HTC Touch Pro 2, Fractus, 20091105	

ALL REFERENCES CONSIDERED EXCEPT WHERE LINED THROUGH. /D.H/

INFORMATION DISCLOSURE STATEMENT BY APPLICANT (Not for submission under 37 CFR 1.99)		
	Application Number	
	Filing Date	
	First Named Inventor	Carles PUENTE BALIARDA
	Art Unit	
	Examiner Name	
	Attorney Docket Number	0690.0023CN5

	45	Infringement Chart - HTC Touch Pro 2 CDMA. Patent: 7148850, Fractus, 20091105	
	46	Infringement Chart - HTC Touch Pro 2. Patent: 7202822, Fractus, 20091105	
	47	Infringement Chart - HTC Touch Pro Fuze, Fractus, 20091105	
	48	Infringement Chart - HTC Touch Pro Fuze. Patent: 7148850, Fractus, 20091105	
	49	Infringement Chart - HTC Touch Pro Fuze. Patent: 7202822, Fractus, 20091105	
	50	Infringement Chart - HTC Touch Pro., Fractus, 20091105	

If you wish to add additional non-patent literature document citation information please click the Add button Add

EXAMINER SIGNATURE

Examiner Signature	/DUNG HONG/	Date Considered	03/08/2022

*EXAMINER: Initial if reference considered, whether or not citation is in conformance with MPEP 609. Draw line through a citation if not in conformance and not considered. Include copy of this form with next communication to applicant.

[1] See Kind Codes of USPTO Patent Documents at www.USPTO.GOV or MPEP 901.04. [2] Enter office that issued the document, by the two-letter code (WIPO Standard ST.3). [3] For Japanese patent documents, the indication of the year of the reign of the Emperor must precede the serial number of the patent document. [4] Kind of document by the appropriate symbols as indicated on the document under WIPO Standard ST.16 if possible. [5] Applicant is to place a check mark here if English language translation is attached.

ALL REFERENCES CONSIDERED EXCEPT WHERE LINED THROUGH. /D.H/

INFORMATION DISCLOSURE STATEMENT BY APPLICANT (Not for submission under 37 CFR 1.99)		
	Application Number	
	Filing Date	
	First Named Inventor	Carles PUENTE BALIARDA
	Art Unit	
	Examiner Name	
	Attorney Docket Number	0690.0023CN5

CERTIFICATION STATEMENT

Please see 37 CFR 1.97 and 1.98 to make the appropriate selection(s):

That each item of information contained in the information disclosure statement was first cited in any communication from a foreign patent office in a counterpart foreign application not more than three months prior to the filing of the information disclosure statement. See 37 CFR 1.97(e)(1).

OR

☐ That no item of information contained in the information disclosure statement was cited in a communication from a foreign patent office in a counterpart foreign application, and, to the knowledge of the person signing the certification after making reasonable inquiry, no item of information contained in the information disclosure statement was known to any individual designated in 37 CFR 1.56(c) more than three months prior to the filing of the information disclosure statement. See 37 CFR 1.97(e)(2).

See attached certification statement.

The fee set forth in 37 CFR 1.17 (p) has been submitted herewith.

☒ A certification statement is not submitted herewith.

SIGNATURE

A signature of the applicant or representative is required in accordance with CFR 1.33, 10.18. Please see CFR 1.4(d) for the form of the signature.

Signature	/Patrick J. Finnan/	Date (YYYY-MM-DD)	2021-04-30
Name/Print	Patrick J. Finnan	Registration Number	39189

This collection of information is required by 37 CFR 1.97 and 1.98. The information is required to obtain or retain a benefit by the public which is to file (and by the USPTO to process) an application. Confidentiality is governed by 35 U.S.C. 122 and 37 CFR 1.14. This collection is estimated to take 1 hour to complete, including gathering, preparing and submitting the completed application form to the USPTO. Time will vary depending upon the individual case. Any comments on the amount of time you require to complete this form and/or suggestions for reducing this burden, should be sent to the Chief Information Officer, U.S. Patent and Trademark Office, U.S. Department of Commerce, P.O. Box 1450, Alexandria, VA 22313-1450. DO NOT SEND FEES OR COMPLETED FORMS TO THIS ADDRESS. **SEND TO: Commissioner for Patents, P.O. Box 1450, Alexandria, VA 22313-1450.**

ALL REFERENCES CONSIDERED EXCEPT WHERE LINED THROUGH. /D.H/

Privacy Act Statement

The Privacy Act of 1974 (P.L. 93-579) requires that you be given certain information in connection with your submission of the attached form related to a patent application or patent. Accordingly, pursuant to the requirements of the Act, please be advised that: (1) the general authority for the collection of this information is 35 U.S.C. 2(b)(2); (2) furnishing of the information solicited is voluntary; and (3) the principal purpose for which the information is used by the U.S. Patent and Trademark Office is to process and/or examine your submission related to a patent application or patent. If you do not furnish the requested information, the U.S. Patent and Trademark Office may not be able to process and/or examine your submission, which may result in termination of proceedings or abandonment of the application or expiration of the patent.

The information provided by you in this form will be subject to the following routine uses:

1. The information on this form will be treated confidentially to the extent allowed under the Freedom of Information Act (5 U.S.C. 552) and the Privacy Act (5 U.S.C. 552a). Records from this system of records may be disclosed to the Department of Justice to determine whether the Freedom of Information Act requires disclosure of these record s.

2. A record from this system of records may be disclosed, as a routine use, in the course of presenting evidence to a court, magistrate, or administrative tribunal, including disclosures to opposing counsel in the course of settlement negotiations.

3. A record in this system of records may be disclosed, as a routine use, to a Member of Congress submitting a request involving an individual, to whom the record pertains, when the individual has requested assistance from the Member with respect to the subject matter of the record.

4. A record in this system of records may be disclosed, as a routine use, to a contractor of the Agency having need for the information in order to perform a contract. Recipients of information shall be required to comply with the requirements of the Privacy Act of 1974, as amended, pursuant to 5 U.S.C. 552a(m).

5. A record related to an International Application filed under the Patent Cooperation Treaty in this system of records may be disclosed, as a routine use, to the International Bureau of the World Intellectual Property Organization, pursuant to the Patent Cooperation Treaty.

6. A record in this system of records may be disclosed, as a routine use, to another federal agency for purposes of National Security review (35 U.S.C. 181) and for review pursuant to the Atomic Energy Act (42 U.S.C. 218(c)).

7. A record from this system of records may be disclosed, as a routine use, to the Administrator, General Services, or his/her designee, during an inspection of records conducted by GSA as part of that agency's responsibility to recommend improvements in records management practices and programs, under authority of 44 U.S.C. 2904 and 2906. Such disclosure shall be made in accordance with the GSA regulations governing inspection of records for this purpose, and any other relevant (i.e., GSA or Commerce) directive. Such disclosure shall not be used to make determinations about individuals.

8. A record from this system of records may be disclosed, as a routine use, to the public after either publication of the application pursuant to 35 U.S.C. 122(b) or issuance of a patent pursuant to 35 U.S.C. 151. Further, a record may be disclosed, subject to the limitations of 37 CFR 1.14, as a routine use, to the public if the record was filed in an application which became abandoned or in which the proceedings were terminated and which application is referenced by either a published application, an application open to public inspections or an issued patent.

9. A record from this system of records may be disclosed, as a routine use, to a Federal, State, or local law enforcement agency, if the USPTO becomes aware of a violation or potential violation of law or regulation.

ALL REFERENCES CONSIDERED EXCEPT WHERE LINED THROUGH. /D.H/

Doc code: IDS
Doc description: Information Disclosure Statement (IDS) Filed

PTO/SB/08a (02-18)
Approved for use through 11/30/2020. OMB 0651-0031
U.S. Patent and Trademark Office; U.S. DEPARTMENT OF COMMERCE
Under the Paperwork Reduction Act of 1995, no persons are required to respond to a collection of information unless it contains a valid OMB control number.

INFORMATION DISCLOSURE STATEMENT BY APPLICANT

(Not for submission under 37 CFR 1.99)

Application Number	
Filing Date	
First Named Inventor	Carles PUENTE BALIARDA
Art Unit	
Examiner Name	
Attorney Docket Number	0690.0023CN5

U.S.PATENTS Remove

Examiner Initial*	Cite No	Patent Number	Kind Code[1]	Issue Date	Name of Patentee or Applicant of cited Document	Pages,Columns,Lines where Relevant Passages or Relevant Figures Appear
	1					

If you wish to add additional U.S. Patent citation information please click the Add button. Add

U.S.PATENT APPLICATION PUBLICATIONS Remove

Examiner Initial*	Cite No	Publication Number	Kind Code[1]	Publication Date	Name of Patentee or Applicant of cited Document	Pages,Columns,Lines where Relevant Passages or Relevant Figures Appear
	1					

If you wish to add additional U.S. Published Application citation information please click the Add button. Add

FOREIGN PATENT DOCUMENTS Remove

Examiner Initial*	Cite No	Foreign Document Number[3]	Country Code[2] i	Kind Code[4]	Publication Date	Name of Patentee or Applicant of cited Document	Pages,Columns,Lines where Relevant Passages or Relevant Figures Appear	T[5]
	1							

If you wish to add additional Foreign Patent Document citation information please click the Add button Add

NON-PATENT LITERATURE DOCUMENTS Remove

Examiner Initials*	Cite No	Include name of the author (in CAPITAL LETTERS), title of the article (when appropriate), title of the item (book, magazine, journal, serial, symposium, catalog, etc), date, pages(s), volume-issue number(s), publisher, city and/or country where published.	T[5]

ALL REFERENCES CONSIDERED EXCEPT WHERE LINED THROUGH. /D.H/

INFORMATION DISCLOSURE STATEMENT BY APPLICANT (Not for submission under 37 CFR 1.99)		
	Application Number	
	Filing Date	
	First Named Inventor	Carles PUENTE BALIARDA
	Art Unit	
	Examiner Name	
	Attorney Docket Number	0690.0023CN5

	1	NA, Motorola P935, Motorola, 19970813	
	2	NA, Nokia 3210, Nokia, 19990101	
	3	NA, Nokia 3360, Nokia, 20010503	
	4	NA, Nokia 6233 and 6282 announced, GSM Arena, 20051201	
	5	NA, Nokia 8210, Nokia, 19990101	
	6	NA, Nokia 8260, Nokia, 20000908	
	7	NA, Nokia 8260 - FCC ID GMLNSW-4DX, Nokia, 19990401	
	8	NA, Nokia 8265, Nokia, 20020304	
	9	NA, Nokia 8810, Nokia, 19980101	
	10	NA, Nokia 8850, Nokia, 19990101	
	11	NA, Nokia 8860 - External photos - OET Exhibits list for FCC ID: LJPNSW-6NX, Federal Communications Commission (FCC), 19990708	

ALL REFERENCES CONSIDERED EXCEPT WHERE LINED THROUGH. /D.H/

INFORMATION DISCLOSURE STATEMENT BY APPLICANT (Not for submission under 37 CFR 1.99)		
	Application Number	
	Filing Date	
	First Named Inventor	Carles PUENTE BALIARDA
	Art Unit	
	Examiner Name	
	Attorney Docket Number	0690.0023CN5

	12	NA, Nokia 8860 - Internal photos - FCC ID: LJPNSW-6NX, Nokia and Federal Communications Commission (FCC), 19990624	
	13	NA, Nokia N-Series - N91, N90 and N70, GSM Arena, 20050427	
	14	NA, Nokia N-Series - second wave, GSM Arena, 20051102	
	15	NA, Pictures of Mobile handset telephones, Fractus SA, 20070222	
	16	NA, RIM 857 pager, RIM, 20001001	
	17	NA, RIM 950 product - Photos of, RIM, 19980630	
	18	NA, RIM 957 page maker, RIM, 20001115	
	19	NA, Rockwell B-1B Lancer, <http://home.att.net/~jbaugher2/newb1_2.html>, 20011012	
	20	NA, Samsung at 3GSM 2006, GSM Arena, 20060213	
	21	NA, Software - Box counting dimension [electronic], Sewanee - http://www.sewanee.edu/Physics/PHYSICS123/BOX%20COUNTING%20DIMENSION.html, 20020401	
	22	NA, The American Century Dictionary, Oxford University Press, 19950101, Pag. 376, 448	

ALL REFERENCES CONSIDERED EXCEPT WHERE LINED THROUGH. /D.H/

INFORMATION DISCLOSURE STATEMENT BY APPLICANT (Not for submission under 37 CFR 1.99)		
	Application Number	
	Filing Date	
	First Named Inventor	Carles PUENTE BALIARDA
	Art Unit	
	Examiner Name	
	Attorney Docket Number	0690.0023CN5

	23	NA, The American Heritage College Dictionary, Houghton Mifflin Comp. - 3d ed. - Case 6:09-cv-00203-LED-JDL, 19970101, Pag.684 and 1060	
	24	NA, The American Heritage Dictionary, Morris - William - (Second College edition) - Case 6:09-cv-00203-LED-JDL, 19820101, Pag.817 , 961	
	25	NA, The American Heritage Dictionary, New College ed. (2nd ed.), 19820101, Pag. 311, 1208	
	26	NA, The handbook of antenna design - Index, Rudge, A. W. et al. - Peter Peregrinus - Institution of Electrical Engineers, 19860101, Vol.1-2	
	27	NA, The Random House Dictionary, Random House, 19840101, Pag.1029, 1034	
	28	NA, United States Table of Frequency allocations - The Radio Spectrum, United States Department of Commerce, 19960301	
	29	NA, Webster's New Collegiate Dictionary, G & C Merriam Co., 19810101, Pag. 60, 237, 746	
	30	Nadan , T. ; Coupez , J. P., Integration of an antenna filter device, using a multi-layer, multi-technology process, Microwave Conference (EuMC), 28th , 1988. European, 19881001, Vol.1	
	31	Nagai , K. ; Mikuni , Y. ; Iwasaki , H., A mobile radio antenna system having a self-diplexing function, Vehicular Technology (VTC), 29th , 1979. IEEE Conference, 19791101, Vol.28	
	32	Nagy , L. L, Antenna engineering handbook - Chapter 39 - Automobile antennas, Volakis , J. - McGraw-Hill; 4th edition, 20070101, Chapter 39	
	33	Naik , A. ; Bathnagar , P. S., Experimental study on stacked ring coupled triangular microstrip antenna, Antenna Applications, 1994. Symposium, 19940921	

ALL REFERENCES CONSIDERED EXCEPT WHERE LINED THROUGH. /D.H/

INFORMATION DISCLOSURE STATEMENT BY APPLICANT (Not for submission under 37 CFR 1.99)		
	Application Number	
	Filing Date	
	First Named Inventor	Carles PUENTE BALIARDA
	Art Unit	
	Examiner Name	
	Attorney Docket Number	0690.0023CN5

	34	Nakano , H. ; Vichien , K., Dual-frequency square patch antenna with rectangular notch, Electronics Letters, 19890803, Vol.25	
	35	Navarro , M., Original and translation in English of Final Degree Project - Diverse modifications applied to the Sierpinski antenna, a multi-band fractal antenna, Universitat Politecnica de Catalunya (UPC), 19971001	
	36	Neary , D., Fractal methods in image analysis and coding, Dublin City University - www.redbrick.dcu.ie/*bolsh/thesis/ node16.html and *node22.html, 20010122	
	37	Nelson , T. R. ; Jaggard , D. L., Fractals in the Imaging Sciences, Journal of the Optical Society of America, 19990101	
	38	Neuvo , Y. et al, Wireless meets multimedia - new products and services, Image Processing, 2002. IEEE International Conference on, 20020901	
	39	Ng , V., Diagnosis of melanoma with fractal dimesions, TENCON, 1993. IEEE Conference, 19930101	
	40	Nicol , C. ; Cooke , M., Integrated circuits for 3GPP mobile wireless systems, Custom Integrated Circuits, 2002. IEEE Conference, 20020101	
	41	Nishikawa , T., Ishikawa , Y., Hattori , J. and Wakino , K., Dielectric receiving filter with Sharp stopband using an active feedback resonator method for cellular base stations, Microwave Theory and Techniques, IEEE Transactions on, 19891201, Vol.37	
	42	Noguchi , K. et al, Broadbanding of a plate antenna with slits, Antennas and Propagation Society (APS), 2000. IEEE International Symposium, 20000716	
	43	Offutt , W. ; DeSize , L. K., Antenna Egineering Handbook - Chapter 23 - Methods of Polarization Synthesis, Johnson R. C. - McGraw Hill, 19930101, 3rd Ed.	
	44	Ohmine , H. et al., A TM mode annular-ring microstrip antenna for personal satellite communication use, IEICE Society, 1996. Conference of, 19960901, Vol.E79, No.9	

ALL REFERENCES CONSIDERED EXCEPT WHERE LINED THROUGH. /D.H/

INFORMATION DISCLOSURE STATEMENT BY APPLICANT (Not for submission under 37 CFR 1.99)		
	Application Number	
	Filing Date	
	First Named Inventor	Carles PUENTE BALIARDA
	Art Unit	
	Examiner Name	
	Attorney Docket Number	0690.0023CN5

	45	Omar, A. A. ; Antar , Y. M. M., A new broad band dual frequency coplanar waveguide fed slot antenna, Antennas and Propagation Society (APS), 1999. IEEE International Symposium, 19990711	
	46	Ophir , L., Wi-Fi (IEEE802.11) and Bluetooth coexistence: issues and solutions, Personal Indoor and Mobile Radio Communications (PIMRC), 15th , 2004 International Symposium on, 20040101	
	47	Ou , J. D., An analysis of annular, annular sector, and circular sector microstrip antennas, Antenna Applications, 1981. Symposium, 19810923	
	48	Pahlavan , K. et al., Trends in local wireless data networks, Vehicular Technology (VTC), 46th , 1996. IEEE Conference, 19960428, Vol.1	
	49	Palit , S. K. ; Hamadi , A. ; Tan , D., Design of a wideband dual-frequency notched microstrip antenna, Antennas and Propagation Society (APS), 1998. IEEE International Symposium, 19980601	
	50	Pan, S. et al., Single-feed dual-frequency microstrip antenna with two patches, Antennas and Propagation Society (APS), 1999. IEEE International Symposium, 19990801	

If you wish to add additional non-patent literature document citation information please click the Add button Add

EXAMINER SIGNATURE

Examiner Signature	/DUNG HONG/	Date Considered	03/08/2022

*EXAMINER: Initial if reference considered, whether or not citation is in conformance with MPEP 609. Draw line through a citation if not in conformance and not considered. Include copy of this form with next communication to applicant.

[1] See Kind Codes of USPTO Patent Documents at www.USPTO.GOV or MPEP 901.04. [2] Enter office that issued the document, by the two-letter code (WIPO Standard ST.3). [3] For Japanese patent documents, the indication of the year of the reign of the Emperor must precede the serial number of the patent document. [4] Kind of document by the appropriate symbols as indicated on the document under WIPO Standard ST.16 if possible. [5] Applicant is to place a check mark here if English language translation is attached.

ALL REFERENCES CONSIDERED EXCEPT WHERE LINED THROUGH. /D.H/

INFORMATION DISCLOSURE STATEMENT BY APPLICANT (Not for submission under 37 CFR 1.99)		
	Application Number	
	Filing Date	
	First Named Inventor	Carles PUENTE BALIARDA
	Art Unit	
	Examiner Name	
	Attorney Docket Number	0690.0023CN5

CERTIFICATION STATEMENT

Please see 37 CFR 1.97 and 1.98 to make the appropriate selection(s):

That each item of information contained in the information disclosure statement was first cited in any communication from a foreign patent office in a counterpart foreign application not more than three months prior to the filing of the information disclosure statement. See 37 CFR 1.97(e)(1).

OR

☐ That no item of information contained in the information disclosure statement was cited in a communication from a foreign patent office in a counterpart foreign application, and, to the knowledge of the person signing the certification after making reasonable inquiry, no item of information contained in the information disclosure statement was known to any individual designated in 37 CFR 1.56(c) more than three months prior to the filing of the information disclosure statement. See 37 CFR 1.97(e)(2).

See attached certification statement.

The fee set forth in 37 CFR 1.17 (p) has been submitted herewith.

☒ A certification statement is not submitted herewith.

SIGNATURE

A signature of the applicant or representative is required in accordance with CFR 1.33, 10.18. Please see CFR 1.4(d) for the form of the signature.

Signature	/Patrick J. Finnan/	Date (YYYY-MM-DD)	2021-04-30
Name/Print	Patrick J. Finnan	Registration Number	39189

This collection of information is required by 37 CFR 1.97 and 1.98. The information is required to obtain or retain a benefit by the public which is to file (and by the USPTO to process) an application. Confidentiality is governed by 35 U.S.C. 122 and 37 CFR 1.14. This collection is estimated to take 1 hour to complete, including gathering, preparing and submitting the completed application form to the USPTO. Time will vary depending upon the individual case. Any comments on the amount of time you require to complete this form and/or suggestions for reducing this burden, should be sent to the Chief Information Officer, U.S. Patent and Trademark Office, U.S. Department of Commerce, P.O. Box 1450, Alexandria, VA 22313-1450. DO NOT SEND FEES OR COMPLETED FORMS TO THIS ADDRESS. **SEND TO: Commissioner for Patents, P.O. Box 1450, Alexandria, VA 22313-1450.**

ALL REFERENCES CONSIDERED EXCEPT WHERE LINED THROUGH. /D.H/

Privacy Act Statement

The Privacy Act of 1974 (P.L. 93-579) requires that you be given certain information in connection with your submission of the attached form related to a patent application or patent. Accordingly, pursuant to the requirements of the Act, please be advised that: (1) the general authority for the collection of this information is 35 U.S.C. 2(b)(2); (2) furnishing of the information solicited is voluntary; and (3) the principal purpose for which the information is used by the U.S. Patent and Trademark Office is to process and/or examine your submission related to a patent application or patent. If you do not furnish the requested information, the U.S. Patent and Trademark Office may not be able to process and/or examine your submission, which may result in termination of proceedings or abandonment of the application or expiration of the patent.

The information provided by you in this form will be subject to the following routine uses:

1. The information on this form will be treated confidentially to the extent allowed under the Freedom of Information Act (5 U.S.C. 552) and the Privacy Act (5 U.S.C. 552a). Records from this system of records may be disclosed to the Department of Justice to determine whether the Freedom of Information Act requires disclosure of these record s.

2. A record from this system of records may be disclosed, as a routine use, in the course of presenting evidence to a court, magistrate, or administrative tribunal, including disclosures to opposing counsel in the course of settlement negotiations.

3. A record in this system of records may be disclosed, as a routine use, to a Member of Congress submitting a request involving an individual, to whom the record pertains, when the individual has requested assistance from the Member with respect to the subject matter of the record.

4. A record in this system of records may be disclosed, as a routine use, to a contractor of the Agency having need for the information in order to perform a contract. Recipients of information shall be required to comply with the requirements of the Privacy Act of 1974, as amended, pursuant to 5 U.S.C. 552a(m).

5. A record related to an International Application filed under the Patent Cooperation Treaty in this system of records may be disclosed, as a routine use, to the International Bureau of the World Intellectual Property Organization, pursuant to the Patent Cooperation Treaty.

6. A record in this system of records may be disclosed, as a routine use, to another federal agency for purposes of National Security review (35 U.S.C. 181) and for review pursuant to the Atomic Energy Act (42 U.S.C. 218(c)).

7. A record from this system of records may be disclosed, as a routine use, to the Administrator, General Services, or his/her designee, during an inspection of records conducted by GSA as part of that agency's responsibility to recommend improvements in records management practices and programs, under authority of 44 U.S.C. 2904 and 2906. Such disclosure shall be made in accordance with the GSA regulations governing inspection of records for this purpose, and any other relevant (i.e., GSA or Commerce) directive. Such disclosure shall not be used to make determinations about individuals.

8. A record from this system of records may be disclosed, as a routine use, to the public after either publication of the application pursuant to 35 U.S.C. 122(b) or issuance of a patent pursuant to 35 U.S.C. 151. Further, a record may be disclosed, subject to the limitations of 37 CFR 1.14, as a routine use, to the public if the record was filed in an application which became abandoned or in which the proceedings were terminated and which application is referenced by either a published application, an application open to public inspections or an issued patent.

9. A record from this system of records may be disclosed, as a routine use, to a Federal, State, or local law enforcement agency, if the USPTO becomes aware of a violation or potential violation of law or regulation.

ALL REFERENCES CONSIDERED EXCEPT WHERE LINED THROUGH. /D.H/

Doc code: IDS
Doc description: Information Disclosure Statement (IDS) Filed

PTO/SB/08a (02-18)
Approved for use through 11/30/2020. OMB 0651-0031
U.S. Patent and Trademark Office; U.S. DEPARTMENT OF COMMERCE
Under the Paperwork Reduction Act of 1995, no persons are required to respond to a collection of information unless it contains a valid OMB control number.

INFORMATION DISCLOSURE STATEMENT BY APPLICANT

(Not for submission under 37 CFR 1.99)

Application Number	
Filing Date	
First Named Inventor	Carles PUENTE BALIARDA
Art Unit	
Examiner Name	
Attorney Docket Number	0690.0023CN5

U.S.PATENTS Remove

Examiner Initial*	Cite No	Patent Number	Kind Code[1]	Issue Date	Name of Patentee or Applicant of cited Document	Pages,Columns,Lines where Relevant Passages or Relevant Figures Appear
	1					

If you wish to add additional U.S. Patent citation information please click the Add button. Add

U.S.PATENT APPLICATION PUBLICATIONS Remove

Examiner Initial*	Cite No	Publication Number	Kind Code[1]	Publication Date	Name of Patentee or Applicant of cited Document	Pages,Columns,Lines where Relevant Passages or Relevant Figures Appear
	1					

If you wish to add additional U.S. Published Application citation information please click the Add button. Add

FOREIGN PATENT DOCUMENTS Remove

Examiner Initial*	Cite No	Foreign Document Number[3]	Country Code[2] i	Kind Code[4]	Publication Date	Name of Patentee or Applicant of cited Document	Pages,Columns,Lines where Relevant Passages or Relevant Figures Appear	T[5]
	1							

If you wish to add additional Foreign Patent Document citation information please click the Add button Add

NON-PATENT LITERATURE DOCUMENTS Remove

Examiner Initials*	Cite No	Include name of the author (in CAPITAL LETTERS), title of the article (when appropriate), title of the item (book, magazine, journal, serial, symposium, catalog, etc), date, pages(s), volume-issue number(s), publisher, city and/or country where published.	T[5]

ALL REFERENCES CONSIDERED EXCEPT WHERE LINED THROUGH. /D.H/

INFORMATION DISCLOSURE STATEMENT BY APPLICANT (Not for submission under 37 CFR 1.99)		
	Application Number	
	Filing Date	
	First Named Inventor	Carles PUENTE BALIARDA
	Art Unit	
	Examiner Name	
	Attorney Docket Number	0690.0023CN5

	1	US13/020034 - Communication to examiner and preliminary amendment, Howison & Arnott, 20120724	
	2	US13/020034 - Notice of allowance dated April 23, 2012, USPTO, 20120423	
	3	US13/020034 - Notice of allowance dated January 15, 2013, USPTO, 20130115	
	4	US13/020034 - Notice of allowance dated on April 03, 2013, USPTO, 20130403	
	5	US13/020034 - Office Action dated on November 8, 2011, USPTO, 20111108	
	6	US13/038883 - Amendment and response to office action dated December 1, 2011, Howison & Arnott, 20120403	
	7	US13/038883 - Amendment and response to office action dated on July 2, 2013, Howison and Arnott, 20130725	
	8	US13/038883 - Amendment to the claims and RCE, Howison & Arnott, 20130607	
	9	US13/038883 - Communication to examiner and preliminary amendment, Howison & Arnott, 20120810	
	10	US13/038883 - Notice of allowance dated April 30, 2012, USPTO, 20120430	
	11	US13/038883 - Notice of allowance dated August 6, 2013, USPTO, 20130806	

ALL REFERENCES CONSIDERED EXCEPT WHERE LINED THROUGH. /D.H/

INFORMATION DISCLOSURE STATEMENT BY APPLICANT (Not for submission under 37 CFR 1.99)		
	Application Number	
	Filing Date	
	First Named Inventor	Carles PUENTE BALIARDA
	Art Unit	
	Examiner Name	
	Attorney Docket Number	0690.0023CN5

	12	US13/038883 - Notice of Allowance dated on April 2, 2013, USPTO, 20130402	
	13	US13/038883 - Office action dated on December 1, 2011, USPTO, 20111201	
	14	US13/038883 - Office action dated on July 2, 2013, USPTO, 20130702	
	15	US13/044207 - Amendment and response to office action dated on December 5, 2011, Howison & Arnott, 20120403	
	16	US13/044207 - Amendment and response to office action dated on July 2, 2013, Howison and Arnott, 20130725	
	17	US13/044207 - Amendment to the claims and RCE, Howison & Arnott, 20130607	
	18	US13/044207 - Communication to examiner and preliminary amendment, Howison & Arnott, 20120814	
	19	US13/044207 - Notice of allowance dated August 5, 2013, USPTO, 20130805	
	20	US13/044207 - Notice of allowance dated May 01, 2012, USPTO, 20120501	
	21	US13/044207 - Notice of Allowance dated on April 2, 2013, USPTO, 20130402	
	22	US13/044207 - Office action dated on December 5, 2011, USPTO, 20111205	

ALL REFERENCES CONSIDERED EXCEPT WHERE LINED THROUGH. /D.H/

INFORMATION DISCLOSURE STATEMENT BY APPLICANT (Not for submission under 37 CFR 1.99)		
	Application Number	
	Filing Date	
	First Named Inventor	Carles PUENTE BALIARDA
	Art Unit	
	Examiner Name	
	Attorney Docket Number	0690.0023CN5

	23	US13/044207 - Office action dated on July 2, 2013, USPTO, 20130702	
	24	US95/000592 - Request for inter partes reexamination for US patent 7202822 including exhibits from CC1 to CC6, Kyocera, 20101116	
	25	US95/000593 - Request for inter partes reexamination for US patent 7148850 including exhibits from CC1 to CC7, Kyocera, 20101116	
	26	US95/000598 - Request for inter partes reexamination for US patent 7148850 including exhibits from C1 to F3, HTC, 20101203	
	27	US95/000610 - Request for inter partes reexamination of US patent no. 7202822 including exhibits C1-I5, HTC, 20101214	
	28	US95/001389 - Office Action for the US patent 7123208 dated on August 12, 2010, USPTO, 20100812	
	29	US95/001390 - Office Action for the US patent 7015868 dated August 19, 2010, USPTO, 20100819	
	30	US95/001390 - Response to the Office Action for the US patent 7015868 dated on August 19, 2010, Sterne Kessler Goldstein Fox, 20101119	
	31	US95/001413 - Request for inter partes reexamination for US patent 7148850 including claim charts from CC-A to CC-F, Samsung, 20100804	
	32	US95/001413 - Request for inter partes reexamination for US patent 7148850. CC-F: Claim Chart Comparing Claims 1, 4, 6, 16, 17, 19, 21, 22, 24-26, 29, 35, 38, 40, 45-48, 51, 53, 57, 58, 61, 65, 66, 69, and 70 to US patent 5363114 Shoemaker, Samsung, 20100801	
	33	US95/001413 - Request for inter partes reexamination for US patent no 7148850. CC-A: Claim Chart Comparing Claims 1, 4, 6, 17, 19, 21, 22, 24-26, 29, 35, 38, 40, 45-48, 51, 53, 58, 61, 65, 66, 69, and 70 to US patent 6140975 Cohen, Samsung, 20100801	

ALL REFERENCES CONSIDERED EXCEPT WHERE LINED THROUGH. /D.H/

INFORMATION DISCLOSURE STATEMENT BY APPLICANT (Not for submission under 37 CFR 1.99)		
	Application Number	
	Filing Date	
	First Named Inventor	Carles PUENTE BALIARDA
	Art Unit	
	Examiner Name	
	Attorney Docket Number	0690.0023CN5

	34	US95/001413 - Request for inter partes reexamination for US patent no 7148850. CC-B: Claim Chart Comparing Claims 1, 4, 6, 16, 17, 19, 21, 22, 24-26, 29, 35, 38, 40, 45-48, 51, 53, 57, 58, 61, 65, 66, 69 and 70 to US patent 6140975 Cohen, Samsung, 20100801	
	35	US95/001413 - Request for inter partes reexamination for US patent no 7148850. CC-C: Claim Chart Comparing Claims 1, 4, 6, 17, 19, 21, 22, 24-26, 29, 35, 38, 40, 45-48, 53, 58, 61, 65, 66, and 69 to US patent 6140975 Cohen, Samsung, 20100801	
	36	US95/001413 - Request for inter partes reexamination for US patent no 7148850. CC-D: Claim Chart Comparing Claims 1, 4, 6, 16, 17, 19, 21, 22, 24-26, 29, 35, 38, 40, 45-48, 51, 53, 57, 58, 61, 65, 66, and 69 to US patent 6140975 Cohen, Samsung, 20100801	
	37	US95/001413 - Request for inter partes reexamination for US patent no 7148850. CC-E: Claim Chart Comparing Claims 1, 4, 6, 16-17, 19, 21, 22, 24-26, 29, 35, 38, 40, 45-48, 51, 53, 57, 58, 61, 65, 66, 69 and 70 to patent EP0590671B1 Sekine, Samsung, 20100801	
	38	US95/001413 - US95/000593 - Action Closing Prosecution dated on April 20, 2012 for US patent 7148850, USPTO, 20120420	
	39	US95/001413 - US95/000593 - Action closing prosecution dated on July 27, 2012 for US patent 7148850, USPTO, 20120727	
	40	US95/001413 - US95/000593 - Inter partes reexamination certificate for US patent 7148850, USPTO, 20130606	
	41	US95/001413 - US95/000593 - Patent owner amendment in response to the Right of Appeal Notice mailed December 13, 2012 for US patent 7148850, Edell , Shapiro & Finnan, LLC, 20130313	
	42	US95/001413 - US95/000593 - Right of appeal notice for the US7148850, USPTO, 20121213	
	43	US95/001413 - US95/000593 - Third party requester's comments to patent owner's response of October 31, 2011 for US patent 7148850, Samsung - Kyocera, 20120323	
	44	US95/001413 - US95/000593 - US95/000598- Third party requester's comments to patent owner's reply dated on April 11, 2011 for US patent 7148850, Samsung - Kyocera - HTC, 20110502	

ALL REFERENCES CONSIDERED EXCEPT WHERE LINED THROUGH. /D.H/

INFORMATION DISCLOSURE STATEMENT BY APPLICANT (Not for submission under 37 CFR 1.99)		
	Application Number	
	Filing Date	
	First Named Inventor	Carles PUENTE BALIARDA
	Art Unit	
	Examiner Name	
	Attorney Docket Number	0690.0023CN5

	45	US95/001413 - US95/000593 - US95/000598- Third party requester's comments to patent owner's reply dated on January 10, 2011 for US patent 7148850, Samsung - Kyocera - HTC, 20110209	
	46	US95/001413 - US95/000593 - US95/000598 - Corrected Patent Owner´s Response to First Office Action of October 8, 2010 of US patent no. 7148850, Sterne Kessler Goldstein Fox, 20110411	
	47	US95/001413 - US95/000593 - US95/000598 - Corrected Patent Owner´s Response to First Office Action of October 8, 2010 of US patent no. 7148850 - Exhibit 1, Sterne Kessler Goldstein Fox, 20110411	
	48	US95/001413 - US95/000593 - US95/000598 - Decision Sua Sponte to merge reexamination proceedings of US patent 7148850, USPTO, 20110608	
	49	US95/001413 - US95/000593 - US95/000598 - Office action for the US patent 7148850 dated on October 8, 2010, USPTO, 20101008	
	50	US95/001413 - US95/000593 - US95/000598 - Office Action of US patent 7148850 dated July 29, 2011, USPTO, 20110729	

If you wish to add additional non-patent literature document citation information please click the Add button Add

EXAMINER SIGNATURE

Examiner Signature	/DUNG HONG/	Date Considered	03/08/2022

*EXAMINER: Initial if reference considered, whether or not citation is in conformance with MPEP 609. Draw line through a citation if not in conformance and not considered. Include copy of this form with next communication to applicant.

[1] See Kind Codes of USPTO Patent Documents at www.USPTO.GOV or MPEP 901.04. [2] Enter office that issued the document, by the two-letter code (WIPO Standard ST.3). [3] For Japanese patent documents, the indication of the year of the reign of the Emperor must precede the serial number of the patent document. [4] Kind of document by the appropriate symbols as indicated on the document under WIPO Standard ST.16 if possible. [5] Applicant is to place a check mark here if English language translation is attached.

ALL REFERENCES CONSIDERED EXCEPT WHERE LINED THROUGH. /D.H/

INFORMATION DISCLOSURE STATEMENT BY APPLICANT (Not for submission under 37 CFR 1.99)		
	Application Number	
	Filing Date	
	First Named Inventor	Carles PUENTE BALIARDA
	Art Unit	
	Examiner Name	
	Attorney Docket Number	0690.0023CN5

CERTIFICATION STATEMENT

Please see 37 CFR 1.97 and 1.98 to make the appropriate selection(s):

That each item of information contained in the information disclosure statement was first cited in any communication from a foreign patent office in a counterpart foreign application not more than three months prior to the filing of the information disclosure statement. See 37 CFR 1.97(e)(1).

OR

☐ That no item of information contained in the information disclosure statement was cited in a communication from a foreign patent office in a counterpart foreign application, and, to the knowledge of the person signing the certification after making reasonable inquiry, no item of information contained in the information disclosure statement was known to any individual designated in 37 CFR 1.56(c) more than three months prior to the filing of the information disclosure statement. See 37 CFR 1.97(e)(2).

See attached certification statement.

The fee set forth in 37 CFR 1.17 (p) has been submitted herewith.

☒ A certification statement is not submitted herewith.

SIGNATURE

A signature of the applicant or representative is required in accordance with CFR 1.33, 10.18. Please see CFR 1.4(d) for the form of the signature.

Signature	/Patrick J. Finnan/	Date (YYYY-MM-DD)	2021-04-30
Name/Print	Patrick J. Finnan	Registration Number	39189

This collection of information is required by 37 CFR 1.97 and 1.98. The information is required to obtain or retain a benefit by the public which is to file (and by the USPTO to process) an application. Confidentiality is governed by 35 U.S.C. 122 and 37 CFR 1.14. This collection is estimated to take 1 hour to complete, including gathering, preparing and submitting the completed application form to the USPTO. Time will vary depending upon the individual case. Any comments on the amount of time you require to complete this form and/or suggestions for reducing this burden, should be sent to the Chief Information Officer, U.S. Patent and Trademark Office, U.S. Department of Commerce, P.O. Box 1450, Alexandria, VA 22313-1450. DO NOT SEND FEES OR COMPLETED FORMS TO THIS ADDRESS. **SEND TO: Commissioner for Patents, P.O. Box 1450, Alexandria, VA 22313-1450.**

ALL REFERENCES CONSIDERED EXCEPT WHERE LINED THROUGH. /D.H/

Privacy Act Statement

The Privacy Act of 1974 (P.L. 93-579) requires that you be given certain information in connection with your submission of the attached form related to a patent application or patent. Accordingly, pursuant to the requirements of the Act, please be advised that: (1) the general authority for the collection of this information is 35 U.S.C. 2(b)(2); (2) furnishing of the information solicited is voluntary; and (3) the principal purpose for which the information is used by the U.S. Patent and Trademark Office is to process and/or examine your submission related to a patent application or patent. If you do not furnish the requested information, the U.S. Patent and Trademark Office may not be able to process and/or examine your submission, which may result in termination of proceedings or abandonment of the application or expiration of the patent.

The information provided by you in this form will be subject to the following routine uses:

1. The information on this form will be treated confidentially to the extent allowed under the Freedom of Information Act (5 U.S.C. 552) and the Privacy Act (5 U.S.C. 552a). Records from this system of records may be disclosed to the Department of Justice to determine whether the Freedom of Information Act requires disclosure of these record s.

2. A record from this system of records may be disclosed, as a routine use, in the course of presenting evidence to a court, magistrate, or administrative tribunal, including disclosures to opposing counsel in the course of settlement negotiations.

3. A record in this system of records may be disclosed, as a routine use, to a Member of Congress submitting a request involving an individual, to whom the record pertains, when the individual has requested assistance from the Member with respect to the subject matter of the record.

4. A record in this system of records may be disclosed, as a routine use, to a contractor of the Agency having need for the information in order to perform a contract. Recipients of information shall be required to comply with the requirements of the Privacy Act of 1974, as amended, pursuant to 5 U.S.C. 552a(m).

5. A record related to an International Application filed under the Patent Cooperation Treaty in this system of records may be disclosed, as a routine use, to the International Bureau of the World Intellectual Property Organization, pursuant to the Patent Cooperation Treaty.

6. A record in this system of records may be disclosed, as a routine use, to another federal agency for purposes of National Security review (35 U.S.C. 181) and for review pursuant to the Atomic Energy Act (42 U.S.C. 218(c)).

7. A record from this system of records may be disclosed, as a routine use, to the Administrator, General Services, or his/her designee, during an inspection of records conducted by GSA as part of that agency's responsibility to recommend improvements in records management practices and programs, under authority of 44 U.S.C. 2904 and 2906. Such disclosure shall be made in accordance with the GSA regulations governing inspection of records for this purpose, and any other relevant (i.e., GSA or Commerce) directive. Such disclosure shall not be used to make determinations about individuals.

8. A record from this system of records may be disclosed, as a routine use, to the public after either publication of the application pursuant to 35 U.S.C. 122(b) or issuance of a patent pursuant to 35 U.S.C. 151. Further, a record may be disclosed, subject to the limitations of 37 CFR 1.14, as a routine use, to the public if the record was filed in an application which became abandoned or in which the proceedings were terminated and which application is referenced by either a published application, an application open to public inspections or an issued patent.

9. A record from this system of records may be disclosed, as a routine use, to a Federal, State, or local law enforcement agency, if the USPTO becomes aware of a violation or potential violation of law or regulation.

ALL REFERENCES CONSIDERED EXCEPT WHERE LINED THROUGH. /D.H/

Doc code: IDS
Doc description: Information Disclosure Statement (IDS) Filed

PTO/SB/08a (02-18)
Approved for use through 11/30/2020. OMB 0651-0031
U.S. Patent and Trademark Office; U.S. DEPARTMENT OF COMMERCE
Under the Paperwork Reduction Act of 1995, no persons are required to respond to a collection of information unless it contains a valid OMB control number.

INFORMATION DISCLOSURE STATEMENT BY APPLICANT

(Not for submission under 37 CFR 1.99)

Application Number	
Filing Date	
First Named Inventor	Carles PUENTE BALIARDA
Art Unit	
Examiner Name	
Attorney Docket Number	0690.0023CN5

U.S.PATENTS Remove

Examiner Initial*	Cite No	Patent Number	Kind Code[1]	Issue Date	Name of Patentee or Applicant of cited Document	Pages,Columns,Lines where Relevant Passages or Relevant Figures Appear
	1					

If you wish to add additional U.S. Patent citation information please click the Add button. Add

U.S.PATENT APPLICATION PUBLICATIONS Remove

Examiner Initial*	Cite No	Publication Number	Kind Code[1]	Publication Date	Name of Patentee or Applicant of cited Document	Pages,Columns,Lines where Relevant Passages or Relevant Figures Appear
	1					

If you wish to add additional U.S. Published Application citation information please click the Add button. Add

FOREIGN PATENT DOCUMENTS Remove

Examiner Initial*	Cite No	Foreign Document Number[3]	Country Code[2] i	Kind Code[4]	Publication Date	Name of Patentee or Applicant of cited Document	Pages,Columns,Lines where Relevant Passages or Relevant Figures Appear	T[5]
	1							

If you wish to add additional Foreign Patent Document citation information please click the Add button Add

NON-PATENT LITERATURE DOCUMENTS Remove

Examiner Initials*	Cite No	Include name of the author (in CAPITAL LETTERS), title of the article (when appropriate), title of the item (book, magazine, journal, serial, symposium, catalog, etc), date, pages(s), volume-issue number(s), publisher, city and/or country where published.	T[5]

ALL REFERENCES CONSIDERED EXCEPT WHERE LINED THROUGH. /D.H/

INFORMATION DISCLOSURE STATEMENT BY APPLICANT (Not for submission under 37 CFR 1.99)		
	Application Number	
	Filing Date	
	First Named Inventor	Carles PUENTE BALIARDA
	Art Unit	
	Examiner Name	
	Attorney Docket Number	0690.0023CN5

	1	Russell , D. A. et al., Dimension of strange attractors, Physical Review, 19801006, Vol.45, No.14	
	2	Samavati , H. ; Hajimiri , A. et al, Fractal capacitors, Solid State Circuits, IEEE Journal of, 19981201, Vol.33, No.12, Pag.2035-2041	
	3	Sanad , M., A compact dual broadband microstrip antenna having both stacked and planar parasitic elements, Antennas and Propagation Society (APS), 1996. IEEE International Symposium, 19960721, Pag.6-9	
	4	Sanchez Hernandez , D. et al, Analysis and design of a dual-band circularly polarized microstrip patch antenna, Antennas and Propagation, IEEE Transactions on, 19950201	
	5	Sandlin , B. ; Terzouli , A. J., A genetic antenna desig for improved radiation over earth, Antenna Applications, 1997. Symposium, 19970917	
	6	Sarkar , N., An efficient differential box-counting approach to compute fractal dimension of image, Systems, Man and Cybernetics, 1994. IEEE International Conference on, 19940103, Vol.24, No.1	
	7	Saunders , S. R., Antennas and Propagation for Wireless Communication Systems - Chapter 4, John Wiley & Sons, 19990101	
	8	Sawaya , K. ; Ishizone , T. ; Mushiake , Y., A simplified Expression of Dyadic Green's Function for a Conduction Half Sheet (Sept. 1981), Antennas and Propagation, IEEE Transactions on, 19810901, Vol.AP-29, No.5,	
	9	Scharfman , W., Telemetry antennas for high altitude missiles, USAF Antenna Research and Development Program, 8th , 1958. Symposium on the, 19581020	
	10	Schaubert , D. H. ; Chang , W. C. ; Wunsch , G. J., Measurement of phased array performance at arbitrary scan angles, Antenna Applications, 1994. Symposium, 19940921	
	11	Sclater , N. ; Markus , J., McGraw-Hill Electronics Dictionary, Mc-Graw Hill, 19970101, Pag.21, 35, 183, 263, 298, 300	

ALL REFERENCES CONSIDERED EXCEPT WHERE LINED THROUGH. /D.H/

INFORMATION DISCLOSURE STATEMENT BY APPLICANT (Not for submission under 37 CFR 1.99)		
	Application Number	
	Filing Date	
	First Named Inventor	Carles PUENTE BALIARDA
	Art Unit	
	Examiner Name	
	Attorney Docket Number	0690.0023CN5

	12	Seavey , J., C-band paste-on and floating ring reflector antennas, USAF Antenna Research and Development Program, 23th , 1973. Symposium on the, 19731010	
	13	Shenoy , A. et al., Notebook satcom terminal technology development, Digital Satellite Communications, 10th , 1995. International Conference on, 19950515	
	14	Shibagaki , N., Saw antenna duplexer module using saw-resonator-coupled filter for PCN system, Ultrasonics Symposium, IEEE, 19981005, Vol.1	
	15	Shibagaki , N. ; Sakiyama , K. ; Hikita , M., Miniature saw antenna duplexer module for 1.9GHz PCN systems using saw-resonator-coupled filters, Ultrasonics Symposium, IEEE, 19981005, Vol.1	
	16	Shim , H. et al, Power saving in handheld multimedia systems using MPEG-21 digital item adaptation, Embedded Systems for Real-Time Multimedia (ESTImedia), 2nd , 2004. Workshop on, 20041101	
	17	Shimoda , R. Y., A variable impedance ratio printed circuit balun, Antenna Applications, 1979. Symposium, 19790926	
	18	Shnitkin , H., Analysis of log-periodic folded dipole array, Antenna Applications, 1992. Symposium, 19920910	
	19	Simpson , R. et al., Mobile communications worldwide: glossary, methodology and definitions, 2006, Gartner, 20060403	
	20	Simpson , T. L. et al, Equivalent circuits for electrically small antennas using LS-decomposition with the method of moments, Antennas and Propagation, IEEE Transactions on, 19891201	
	21	Sinclair, G., Theory of models of electromagnetic systems, Proceedings of the IRE, 19481101	
	22	Smith , G. S., Efficiency of electrically small antennas combined with matching networks, Antennas and Propagation, IEEE Transactions on, 19770501	

ALL REFERENCES CONSIDERED EXCEPT WHERE LINED THROUGH. /D.H/

INFORMATION DISCLOSURE STATEMENT BY APPLICANT (Not for submission under 37 CFR 1.99)		
	Application Number	
	Filing Date	
	First Named Inventor	Carles PUENTE BALIARDA
	Art Unit	
	Examiner Name	
	Attorney Docket Number	0690.0023CN5

	23	Snow , W. L., Ku-band planar spiral antenna, USAF Antenna Research and Development Program, 19th , 1969. Symposium on the, 19691014	
	24	Snow , W. L., UHF crossed-slot antenna and applications, USAF Antenna Research and Development Program, 13th , 1963. Symposium on the, 19630901	
	25	So , P. et al, Box-counting dimension without boxes - Computing D0 from average expansion rates, Physical Review, 19990701, Vol.60, No.1	
	26	Song , C. T. P. et al, Multi-circular loop monopole antenna, Electronics Letters, 20000302	
	27	Song, C. T. P., Fractal stacked monopole with very wide bandwidth, Electronics Letters, 19990601, Vol.35, Pag.945-946	
	28	Stabernack , B. ; Colln , G. von, An MPEG-4 video codec soc for mobile multi-media applications, Consumer Electronics (ICCE), 2003. IEEE International Conference on, 20030602	
	29	Stang , P. F., Balanced flush mounted log-periodic antenna for aerospace vehicles - in Abstracts of the Twelfth Annual Symposium USAF antenna research, USAF Antenna Research and Development Program, 12th , 1962. Symposium on the, 19621016, Vol.1	
	30	Strugatsky , A. et al, Multimode multiband antenna, Tactical Communications: Technology in Transition, 1992. Conference of, 19920428	
	31	Stutzman , W. L. ; Thiele , G., Antenna theory and design, John Wiley and Sons, 19810101, Pag 18, 36	
	32	Stutzman , W. L. ; Thiele , G. A., Antenna theory and design, John Wiley and Sons, 19980101, Pag.8-9 , 43-48 , 210-219	
	33	Stutzman , W. L. ; Thiele , G. A., Antenna theory and design - Chapter 5 - Resonant Antennas: Wires and Patches, Wiley, 19980101, Chapter 5 Pag.210	

ALL REFERENCES CONSIDERED EXCEPT WHERE LINED THROUGH. /D.H/

INFORMATION DISCLOSURE STATEMENT BY APPLICANT (Not for submission under 37 CFR 1.99)		
	Application Number	
	Filing Date	
	First Named Inventor	Carles PUENTE BALIARDA
	Art Unit	
	Examiner Name	
	Attorney Docket Number	0690.0023CN5

	34	Su , C., EMC internal patch antenna for UMTS operation in a mobile device, Antennas and Propagation, IEEE Transactions on, 20051101, Vol.53	
	35	Taga , T., Performance analysis of a built-in planar inverted F antenna for 800 MHz band portable radio units, Journal on Selected Areas in Communications , IEEE, 19870101, Vol.5, No.5	
	36	Tai , C. T ; Long , S., Antenna engineering handbook - Chapter 4 - Dipoles and Monopoles, Johnson , R. Mc Graw Hill - (3rd Ed.), 19930101, Pag. 4-26 - 4-33	
	37	Tanaka , Y., Fundamental features of perpendicular magnetic recording and the design consideration for future portable HDD integration, Magnetics, IEEE Transactions on, 20051003, Vol.41, No.10	
	38	Tang , C. et al, Small circular microstrip antenna with dual-frequency operation, Electronics Letters, 19970619	
	39	Tang , Y., The application of fractal analysis to feature extraction, IEEE, 19990101	
	40	Tanidokoro , H. ; Konishi , N. et al, I-wavelength loop dielectric chip antennas, Antennas and Propagation, IEEE Transactions on, 19980101	
	41	Tanner , R. L. ; O'Reilly , G. A., Electronic counter measure antennas for a modern electronic reconnaissance aircraft, USAF Antenna Research and Development Program, 4th , 1954. Symposium on the, 19541017	
	42	Teeter , W. L. ; Bushore , K. R., A variable-ratio microwave power divider and multiplexer, Microwave Theory and Techniques, IEEE Transactions on, 19571001	
	43	Teng , P. L. ; Wong , K. L., Planar monopole folded into a compact structure for very-low-profile multiband mobile-phone antenna, Microwave and Optical Technology Letters, 20020405	
	44	Terman , F. E., Radio engineering, McGraw-Hill Book Company, Inc., 19470101, Pag.73 - 74, 690 - 691, 730	

ALL REFERENCES CONSIDERED EXCEPT WHERE LINED THROUGH. /D.H/

INFORMATION DISCLOSURE STATEMENT BY APPLICANT (Not for submission under 37 CFR 1.99)		
	Application Number	
	Filing Date	
	First Named Inventor	Carles PUENTE BALIARDA
	Art Unit	
	Examiner Name	
	Attorney Docket Number	0690.0023CN5

	45	The Glenn L. Martin Company, Antennas for USAF B-57 series bombers, USAF Antenna Research and Development Program, 2th , 1952. Symposium on the, 19521019	
	46	Theiler , J., Estimating fractal dimension, Journal of the Optical Society of America (JOSA), 19900601, Vol.7, No.6, Pag.1055-1073	
	47	Tsachtsiris , G. et al., Analysis of a modified sierpinski gasket monopole antenna printed on dual band wireless devices, Antennas and Propagation, IEEE Transactions on, 20041001, Vol.52, No.10	
	48	Turner , E. M., Broadband passive electrically small antennas for TV application, Antenna Applications, 1977. Symposium, 19770427	
	49	Turner , E. M. ; Richard , D. J., Development of an electrically small broadband antenna, USAF Antenna Research and Development Program, 18th , 1968. Symposium on the, 19681015	
	50	van Antwerpen , H. et al, Energy-aware system design for wireless multimedia, Design, Automation and Test, 2003. Europe Conference and Exhibition, 20040201	

If you wish to add additional non-patent literature document citation information please click the Add button Add

EXAMINER SIGNATURE

Examiner Signature	/DUNG HONG/	Date Considered	03/08/2022

*EXAMINER: Initial if reference considered, whether or not citation is in conformance with MPEP 609. Draw line through a citation if not in conformance and not considered. Include copy of this form with next communication to applicant.

[1] See Kind Codes of USPTO Patent Documents at www.USPTO.GOV or MPEP 901.04. [2] Enter office that issued the document, by the two-letter code (WIPO Standard ST.3). [3] For Japanese patent documents, the indication of the year of the reign of the Emperor must precede the serial number of the patent document. [4] Kind of document by the appropriate symbols as indicated on the document under WIPO Standard ST.16 if possible. [5] Applicant is to place a check mark here if English language translation is attached.

ALL REFERENCES CONSIDERED EXCEPT WHERE LINED THROUGH. /D.H/

INFORMATION DISCLOSURE STATEMENT BY APPLICANT (Not for submission under 37 CFR 1.99)		
	Application Number	
	Filing Date	
	First Named Inventor	Carles PUENTE BALIARDA
	Art Unit	
	Examiner Name	
	Attorney Docket Number	0690.0023CN5

CERTIFICATION STATEMENT

Please see 37 CFR 1.97 and 1.98 to make the appropriate selection(s):

That each item of information contained in the information disclosure statement was first cited in any communication from a foreign patent office in a counterpart foreign application not more than three months prior to the filing of the information disclosure statement. See 37 CFR 1.97(e)(1).

OR

☐ That no item of information contained in the information disclosure statement was cited in a communication from a foreign patent office in a counterpart foreign application, and, to the knowledge of the person signing the certification after making reasonable inquiry, no item of information contained in the information disclosure statement was known to any individual designated in 37 CFR 1.56(c) more than three months prior to the filing of the information disclosure statement. See 37 CFR 1.97(e)(2).

See attached certification statement.

The fee set forth in 37 CFR 1.17 (p) has been submitted herewith.

☒ A certification statement is not submitted herewith.

SIGNATURE

A signature of the applicant or representative is required in accordance with CFR 1.33, 10.18. Please see CFR 1.4(d) for the form of the signature.

Signature	/Patrick J. Finnan/	Date (YYYY-MM-DD)	2021-04-30
Name/Print	Patrick J. Finnan	Registration Number	39189

This collection of information is required by 37 CFR 1.97 and 1.98. The information is required to obtain or retain a benefit by the public which is to file (and by the USPTO to process) an application. Confidentiality is governed by 35 U.S.C. 122 and 37 CFR 1.14. This collection is estimated to take 1 hour to complete, including gathering, preparing and submitting the completed application form to the USPTO. Time will vary depending upon the individual case. Any comments on the amount of time you require to complete this form and/or suggestions for reducing this burden, should be sent to the Chief Information Officer, U.S. Patent and Trademark Office, U.S. Department of Commerce, P.O. Box 1450, Alexandria, VA 22313-1450. DO NOT SEND FEES OR COMPLETED FORMS TO THIS ADDRESS. **SEND TO: Commissioner for Patents, P.O. Box 1450, Alexandria, VA 22313-1450.**

ALL REFERENCES CONSIDERED EXCEPT WHERE LINED THROUGH. /D.H/

Privacy Act Statement

The Privacy Act of 1974 (P.L. 93-579) requires that you be given certain information in connection with your submission of the attached form related to a patent application or patent. Accordingly, pursuant to the requirements of the Act, please be advised that: (1) the general authority for the collection of this information is 35 U.S.C. 2(b)(2); (2) furnishing of the information solicited is voluntary; and (3) the principal purpose for which the information is used by the U.S. Patent and Trademark Office is to process and/or examine your submission related to a patent application or patent. If you do not furnish the requested information, the U.S. Patent and Trademark Office may not be able to process and/or examine your submission, which may result in termination of proceedings or abandonment of the application or expiration of the patent.

The information provided by you in this form will be subject to the following routine uses:

1. The information on this form will be treated confidentially to the extent allowed under the Freedom of Information Act (5 U.S.C. 552) and the Privacy Act (5 U.S.C. 552a). Records from this system of records may be disclosed to the Department of Justice to determine whether the Freedom of Information Act requires disclosure of these record s.

2. A record from this system of records may be disclosed, as a routine use, in the course of presenting evidence to a court, magistrate, or administrative tribunal, including disclosures to opposing counsel in the course of settlement negotiations.

3. A record in this system of records may be disclosed, as a routine use, to a Member of Congress submitting a request involving an individual, to whom the record pertains, when the individual has requested assistance from the Member with respect to the subject matter of the record.

4. A record in this system of records may be disclosed, as a routine use, to a contractor of the Agency having need for the information in order to perform a contract. Recipients of information shall be required to comply with the requirements of the Privacy Act of 1974, as amended, pursuant to 5 U.S.C. 552a(m).

5. A record related to an International Application filed under the Patent Cooperation Treaty in this system of records may be disclosed, as a routine use, to the International Bureau of the World Intellectual Property Organization, pursuant to the Patent Cooperation Treaty.

6. A record in this system of records may be disclosed, as a routine use, to another federal agency for purposes of National Security review (35 U.S.C. 181) and for review pursuant to the Atomic Energy Act (42 U.S.C. 218(c)).

7. A record from this system of records may be disclosed, as a routine use, to the Administrator, General Services, or his/her designee, during an inspection of records conducted by GSA as part of that agency's responsibility to recommend improvements in records management practices and programs, under authority of 44 U.S.C. 2904 and 2906. Such disclosure shall be made in accordance with the GSA regulations governing inspection of records for this purpose, and any other relevant (i.e., GSA or Commerce) directive. Such disclosure shall not be used to make determinations about individuals.

8. A record from this system of records may be disclosed, as a routine use, to the public after either publication of the application pursuant to 35 U.S.C. 122(b) or issuance of a patent pursuant to 35 U.S.C. 151. Further, a record may be disclosed, subject to the limitations of 37 CFR 1.14, as a routine use, to the public if the record was filed in an application which became abandoned or in which the proceedings were terminated and which application is referenced by either a published application, an application open to public inspections or an issued patent.

9. A record from this system of records may be disclosed, as a routine use, to a Federal, State, or local law enforcement agency, if the USPTO becomes aware of a violation or potential violation of law or regulation.

ALL REFERENCES CONSIDERED EXCEPT WHERE LINED THROUGH. /D.H/

Doc code: IDS
Doc description: Information Disclosure Statement (IDS) Filed

PTO/SB/08a (02-18)
Approved for use through 11/30/2020. OMB 0651-0031
U.S. Patent and Trademark Office; U.S. DEPARTMENT OF COMMERCE
Under the Paperwork Reduction Act of 1995, no persons are required to respond to a collection of information unless it contains a valid OMB control number.

INFORMATION DISCLOSURE STATEMENT BY APPLICANT

(Not for submission under 37 CFR 1.99)

Application Number	
Filing Date	
First Named Inventor	Carles PUENTE BALIARDA
Art Unit	
Examiner Name	
Attorney Docket Number	0690.0023CN5

U.S.PATENTS Remove

Examiner Initial*	Cite No	Patent Number	Kind Code[1]	Issue Date	Name of Patentee or Applicant of cited Document	Pages,Columns,Lines where Relevant Passages or Relevant Figures Appear
	1					

If you wish to add additional U.S. Patent citation information please click the Add button. Add

U.S.PATENT APPLICATION PUBLICATIONS Remove

Examiner Initial*	Cite No	Publication Number	Kind Code[1]	Publication Date	Name of Patentee or Applicant of cited Document	Pages,Columns,Lines where Relevant Passages or Relevant Figures Appear
	1					

If you wish to add additional U.S. Published Application citation information please click the Add button. Add

FOREIGN PATENT DOCUMENTS Remove

Examiner Initial*	Cite No	Foreign Document Number[3]	Country Code[2] i	Kind Code[4]	Publication Date	Name of Patentee or Applicant of cited Document	Pages,Columns,Lines where Relevant Passages or Relevant Figures Appear	T[5]
	1							

If you wish to add additional Foreign Patent Document citation information please click the Add button Add

NON-PATENT LITERATURE DOCUMENTS Remove

Examiner Initials*	Cite No	Include name of the author (in CAPITAL LETTERS), title of the article (when appropriate), title of the item (book, magazine, journal, serial, symposium, catalog, etc), date, pages(s), volume-issue number(s), publisher, city and/or country where published.	T[5]

ALL REFERENCES CONSIDERED EXCEPT WHERE LINED THROUGH. /D.H/

INFORMATION DISCLOSURE STATEMENT BY APPLICANT (Not for submission under 37 CFR 1.99)		
	Application Number	
	Filing Date	
	First Named Inventor	Carles PUENTE BALIARDA
	Art Unit	
	Examiner Name	
	Attorney Docket Number	0690.0023CN5

	1	US13/020034 - Communication to examiner and preliminary amendment, Howison & Arnott, 20120724	
	2	US13/020034 - Notice of allowance dated April 23, 2012, USPTO, 20120423	
	3	US13/020034 - Notice of allowance dated January 15, 2013, USPTO, 20130115	
	4	US13/020034 - Notice of allowance dated on April 03, 2013, USPTO, 20130403	
	5	US13/020034 - Office Action dated on November 8, 2011, USPTO, 20111108	
	6	US13/038883 - Amendment and response to office action dated December 1, 2011, Howison & Arnott, 20120403	
	7	US13/038883 - Amendment and response to office action dated on July 2, 2013, Howison and Arnott, 20130725	
	8	US13/038883 - Amendment to the claims and RCE, Howison & Arnott, 20130607	
	9	US13/038883 - Communication to examiner and preliminary amendment, Howison & Arnott, 20120810	
	10	US13/038883 - Notice of allowance dated April 30, 2012, USPTO, 20120430	
	11	US13/038883 - Notice of allowance dated August 6, 2013, USPTO, 20130806	

ALL REFERENCES CONSIDERED EXCEPT WHERE LINED THROUGH. /D.H/

INFORMATION DISCLOSURE STATEMENT BY APPLICANT (Not for submission under 37 CFR 1.99)		
	Application Number	
	Filing Date	
	First Named Inventor	Carles PUENTE BALIARDA
	Art Unit	
	Examiner Name	
	Attorney Docket Number	0690.0023CN5

	12	US13/038883 - Notice of Allowance dated on April 2, 2013, USPTO, 20130402	
	13	US13/038883 - Office action dated on December 1, 2011, USPTO, 20111201	
	14	US13/038883 - Office action dated on July 2, 2013, USPTO, 20130702	
	15	US13/044207 - Amendment and response to office action dated on December 5, 2011, Howison & Arnott, 20120403	
	16	US13/044207 - Amendment and response to office action dated on July 2, 2013, Howison and Arnott, 20130725	
	17	US13/044207 - Amendment to the claims and RCE, Howison & Arnott, 20130607	
	18	US13/044207 - Communication to examiner and preliminary amendment, Howison & Arnott, 20120814	
	19	US13/044207 - Notice of allowance dated August 5, 2013, USPTO, 20130805	
	20	US13/044207 - Notice of allowance dated May 01, 2012, USPTO, 20120501	
	21	US13/044207 - Notice of Allowance dated on April 2, 2013, USPTO, 20130402	
	22	US13/044207 - Office action dated on December 5, 2011, USPTO, 20111205	

ALL REFERENCES CONSIDERED EXCEPT WHERE LINED THROUGH. /D.H/

INFORMATION DISCLOSURE STATEMENT BY APPLICANT (Not for submission under 37 CFR 1.99)		
	Application Number	
	Filing Date	
	First Named Inventor	Carles PUENTE BALIARDA
	Art Unit	
	Examiner Name	
	Attorney Docket Number	0690.0023CN5

	23	US13/044207 - Office action dated on July 2, 2013, USPTO, 20130702	
	24	US95/000592 - Request for inter partes reexamination for US patent 7202822 including exhibits from CC1 to CC6, Kyocera, 20101116	
	25	US95/000593 - Request for inter partes reexamination for US patent 7148850 including exhibits from CC1 to CC7, Kyocera, 20101116	
	26	US95/000598 - Request for inter partes reexamination for US patent 7148850 including exhibits from C1 to F3, HTC, 20101203	
	27	US95/000610 - Request for inter partes reexamination of US patent no. 7202822 including exhibits C1-I5, HTC, 20101214	
	28	US95/001389 - Office Action for the US patent 7123208 dated on August 12, 2010, USPTO, 20100812	
	29	US95/001390 - Office Action for the US patent 7015868 dated August 19, 2010, USPTO, 20100819	
	30	US95/001390 - Response to the Office Action for the US patent 7015868 dated on August 19, 2010, Sterne Kessler Goldstein Fox, 20101119	
	31	US95/001413 - Request for inter partes reexamination for US patent 7148850 including claim charts from CC-A to CC-F, Samsung, 20100804	
	32	US95/001413 - Request for inter partes reexamination for US patent 7148850. CC-F: Claim Chart Comparing Claims 1, 4, 6, 16, 17, 19, 21, 22, 24-26, 29, 35, 38, 40, 45-48, 51, 53, 57, 58, 61, 65, 66, 69, and 70 to US patent 5363114 Shoemaker, Samsung, 20100801	
	33	US95/001413 - Request for inter partes reexamination for US patent no 7148850. CC-A: Claim Chart Comparing Claims 1, 4, 6, 17, 19, 21, 22, 24-26, 29, 35, 38, 40, 45-48, 51, 53, 58, 61, 65, 66, 69, and 70 to US patent 6140975 Cohen, Samsung, 20100801	

ALL REFERENCES CONSIDERED EXCEPT WHERE LINED THROUGH. /D.H/

INFORMATION DISCLOSURE STATEMENT BY APPLICANT (Not for submission under 37 CFR 1.99)		
	Application Number	
	Filing Date	
	First Named Inventor	Carles PUENTE BALIARDA
	Art Unit	
	Examiner Name	
	Attorney Docket Number	0690.0023CN5

	34	US95/001413 - Request for inter partes reexamination for US patent no 7148850. CC-B: Claim Chart Comparing Claims 1, 4, 6, 16, 17, 19, 21, 22, 24-26, 29, 35, 38, 40, 45-48, 51, 53, 57, 58, 61, 65, 66, 69 and 70 to US patent 6140975 Cohen, Samsung, 20100801	
	35	US95/001413 - Request for inter partes reexamination for US patent no 7148850. CC-C: Claim Chart Comparing Claims 1, 4, 6, 17, 19, 21, 22, 24-26, 29, 35, 38, 40, 45-48, 53, 58, 61, 65, 66, and 69 to US patent 6140975 Cohen, Samsung, 20100801	
	36	US95/001413 - Request for inter partes reexamination for US patent no 7148850. CC-D: Claim Chart Comparing Claims 1, 4, 6, 16, 17, 19, 21, 22, 24-26, 29, 35, 38, 40, 45-48, 51, 53, 57, 58, 61, 65, 66, and 69 to US patent 6140975 Cohen, Samsung, 20100801	
	37	US95/001413 - Request for inter partes reexamination for US patent no 7148850. CC-E: Claim Chart Comparing Claims 1, 4, 6, 16-17, 19, 21, 22, 24-26, 29, 35, 38, 40, 45-48, 51, 53, 57, 58, 61, 65, 66, 69 and 70 to patent EP0590671B1 Sekine, Samsung, 20100801	
	38	US95/001413 - US95/000593 - Action Closing Prosecution dated on April 20, 2012 for US patent 7148850, USPTO, 20120420	
	39	US95/001413 - US95/000593 - Action closing prosecution dated on July 27, 2012 for US patent 7148850, USPTO, 20120727	
	40	US95/001413 - US95/000593 - Inter partes reexamination certificate for US patent 7148850, USPTO, 20130606	
	41	US95/001413 - US95/000593 - Patent owner amendment in response to the Right of Appeal Notice mailed December 13, 2012 for US patent 7148850, Edell , Shapiro & Finnan, LLC, 20130313	
	42	US95/001413 - US95/000593 - Right of appeal notice for the US7148850, USPTO, 20121213	
	43	US95/001413 - US95/000593 - Third party requester's comments to patent owner's response of October 31, 2011 for US patent 7148850, Samsung - Kyocera, 20120323	
	44	US95/001413 - US95/000593 - US95/000598- Third party requester's comments to patent owner's reply dated on April 11, 2011 for US patent 7148850, Samsung - Kyocera - HTC, 20110502	

ALL REFERENCES CONSIDERED EXCEPT WHERE LINED THROUGH. /D.H/

INFORMATION DISCLOSURE STATEMENT BY APPLICANT (Not for submission under 37 CFR 1.99)		
	Application Number	
	Filing Date	
	First Named Inventor	Carles PUENTE BALIARDA
	Art Unit	
	Examiner Name	
	Attorney Docket Number	0690.0023CN5

	45	US95/001413 - US95/000593 - US95/000598- Third party requester's comments to patent owner's reply dated on January 10, 2011 for US patent 7148850, Samsung - Kyocera - HTC, 20110209	
	46	US95/001413 - US95/000593 - US95/000598 - Corrected Patent Owner´s Response to First Office Action of October 8, 2010 of US patent no. 7148850, Sterne Kessler Goldstein Fox, 20110411	
	47	US95/001413 - US95/000593 - US95/000598 - Corrected Patent Owner´s Response to First Office Action of October 8, 2010 of US patent no. 7148850 - Exhibit 1, Sterne Kessler Goldstein Fox, 20110411	
	48	US95/001413 - US95/000593 - US95/000598 - Decision Sua Sponte to merge reexamination proceedings of US patent 7148850, USPTO, 20110608	
	49	US95/001413 - US95/000593 - US95/000598 - Office action for the US patent 7148850 dated on October 8, 2010, USPTO, 20101008	
	50	US95/001413 - US95/000593 - US95/000598 - Office Action of US patent 7148850 dated July 29, 2011, USPTO, 20110729	

If you wish to add additional non-patent literature document citation information please click the Add button Add

EXAMINER SIGNATURE

Examiner Signature	/DUNG HONG/	Date Considered	03/08/2022

*EXAMINER: Initial if reference considered, whether or not citation is in conformance with MPEP 609. Draw line through a citation if not in conformance and not considered. Include copy of this form with next communication to applicant.

[1] See Kind Codes of USPTO Patent Documents at www.USPTO.GOV or MPEP 901.04. [2] Enter office that issued the document, by the two-letter code (WIPO Standard ST.3). [3] For Japanese patent documents, the indication of the year of the reign of the Emperor must precede the serial number of the patent document. [4] Kind of document by the appropriate symbols as indicated on the document under WIPO Standard ST.16 if possible. [5] Applicant is to place a check mark here if English language translation is attached.

ALL REFERENCES CONSIDERED EXCEPT WHERE LINED THROUGH. /D.H/

INFORMATION DISCLOSURE STATEMENT BY APPLICANT (Not for submission under 37 CFR 1.99)		
	Application Number	
	Filing Date	
	First Named Inventor	Carles PUENTE BALIARDA
	Art Unit	
	Examiner Name	
	Attorney Docket Number	0690.0023CN5

CERTIFICATION STATEMENT

Please see 37 CFR 1.97 and 1.98 to make the appropriate selection(s):

That each item of information contained in the information disclosure statement was first cited in any communication from a foreign patent office in a counterpart foreign application not more than three months prior to the filing of the information disclosure statement. See 37 CFR 1.97(e)(1).

OR

☐ That no item of information contained in the information disclosure statement was cited in a communication from a foreign patent office in a counterpart foreign application, and, to the knowledge of the person signing the certification after making reasonable inquiry, no item of information contained in the information disclosure statement was known to any individual designated in 37 CFR 1.56(c) more than three months prior to the filing of the information disclosure statement. See 37 CFR 1.97(e)(2).

See attached certification statement.

The fee set forth in 37 CFR 1.17 (p) has been submitted herewith.

☒ A certification statement is not submitted herewith.

SIGNATURE

A signature of the applicant or representative is required in accordance with CFR 1.33, 10.18. Please see CFR 1.4(d) for the form of the signature.

Signature	/Patrick J. Finnan/	Date (YYYY-MM-DD)	2021-04-30
Name/Print	Patrick J. Finnan	Registration Number	39189

This collection of information is required by 37 CFR 1.97 and 1.98. The information is required to obtain or retain a benefit by the public which is to file (and by the USPTO to process) an application. Confidentiality is governed by 35 U.S.C. 122 and 37 CFR 1.14. This collection is estimated to take 1 hour to complete, including gathering, preparing and submitting the completed application form to the USPTO. Time will vary depending upon the individual case. Any comments on the amount of time you require to complete this form and/or suggestions for reducing this burden, should be sent to the Chief Information Officer, U.S. Patent and Trademark Office, U.S. Department of Commerce, P.O. Box 1450, Alexandria, VA 22313-1450. DO NOT SEND FEES OR COMPLETED FORMS TO THIS ADDRESS. **SEND TO: Commissioner for Patents, P.O. Box 1450, Alexandria, VA 22313-1450.**

ALL REFERENCES CONSIDERED EXCEPT WHERE LINED THROUGH. /D.H/

Privacy Act Statement

The Privacy Act of 1974 (P.L. 93-579) requires that you be given certain information in connection with your submission of the attached form related to a patent application or patent. Accordingly, pursuant to the requirements of the Act, please be advised that: (1) the general authority for the collection of this information is 35 U.S.C. 2(b)(2); (2) furnishing of the information solicited is voluntary; and (3) the principal purpose for which the information is used by the U.S. Patent and Trademark Office is to process and/or examine your submission related to a patent application or patent. If you do not furnish the requested information, the U.S. Patent and Trademark Office may not be able to process and/or examine your submission, which may result in termination of proceedings or abandonment of the application or expiration of the patent.

The information provided by you in this form will be subject to the following routine uses:

1. The information on this form will be treated confidentially to the extent allowed under the Freedom of Information Act (5 U.S.C. 552) and the Privacy Act (5 U.S.C. 552a). Records from this system of records may be disclosed to the Department of Justice to determine whether the Freedom of Information Act requires disclosure of these record s.

2. A record from this system of records may be disclosed, as a routine use, in the course of presenting evidence to a court, magistrate, or administrative tribunal, including disclosures to opposing counsel in the course of settlement negotiations.

3. A record in this system of records may be disclosed, as a routine use, to a Member of Congress submitting a request involving an individual, to whom the record pertains, when the individual has requested assistance from the Member with respect to the subject matter of the record.

4. A record in this system of records may be disclosed, as a routine use, to a contractor of the Agency having need for the information in order to perform a contract. Recipients of information shall be required to comply with the requirements of the Privacy Act of 1974, as amended, pursuant to 5 U.S.C. 552a(m).

5. A record related to an International Application filed under the Patent Cooperation Treaty in this system of records may be disclosed, as a routine use, to the International Bureau of the World Intellectual Property Organization, pursuant to the Patent Cooperation Treaty.

6. A record in this system of records may be disclosed, as a routine use, to another federal agency for purposes of National Security review (35 U.S.C. 181) and for review pursuant to the Atomic Energy Act (42 U.S.C. 218(c)).

7. A record from this system of records may be disclosed, as a routine use, to the Administrator, General Services, or his/her designee, during an inspection of records conducted by GSA as part of that agency's responsibility to recommend improvements in records management practices and programs, under authority of 44 U.S.C. 2904 and 2906. Such disclosure shall be made in accordance with the GSA regulations governing inspection of records for this purpose, and any other relevant (i.e., GSA or Commerce) directive. Such disclosure shall not be used to make determinations about individuals.

8. A record from this system of records may be disclosed, as a routine use, to the public after either publication of the application pursuant to 35 U.S.C. 122(b) or issuance of a patent pursuant to 35 U.S.C. 151. Further, a record may be disclosed, subject to the limitations of 37 CFR 1.14, as a routine use, to the public if the record was filed in an application which became abandoned or in which the proceedings were terminated and which application is referenced by either a published application, an application open to public inspections or an issued patent.

9. A record from this system of records may be disclosed, as a routine use, to a Federal, State, or local law enforcement agency, if the USPTO becomes aware of a violation or potential violation of law or regulation.

ALL REFERENCES CONSIDERED EXCEPT WHERE LINED THROUGH. /D.H/

Doc code: IDS
Doc description: Information Disclosure Statement (IDS) Filed

PTO/SB/08a (02-18)
Approved for use through 11/30/2020. OMB 0651-0031
U.S. Patent and Trademark Office; U.S. DEPARTMENT OF COMMERCE
Under the Paperwork Reduction Act of 1995, no persons are required to respond to a collection of information unless it contains a valid OMB control number.

INFORMATION DISCLOSURE STATEMENT BY APPLICANT
(Not for submission under 37 CFR 1.99)

Application Number	
Filing Date	
First Named Inventor	Carles PUENTE BALIARDA
Art Unit	
Examiner Name	
Attorney Docket Number	0690.0023CN5

U.S.PATENTS Remove

Examiner Initial*	Cite No	Patent Number	Kind Code[1]	Issue Date	Name of Patentee or Applicant of cited Document	Pages,Columns,Lines where Relevant Passages or Relevant Figures Appear
	1	4590614		1986-05-20	ERAT	
	2	5212488		1993-05-18	KONOTCHICK	
	3	7123208		2006-10-17	PUENTE BALIARDA ET AL.	
	4	9099773		2015-08-04	PUENTE BALIARDA ET AL.	
	5	9899727		2018-02-20	PUENTE BALIARDA ET AL.	
	6	10644380		2020-05-05	PUENTE BALIARDA ET AL.	

If you wish to add additional U.S. Patent citation information please click the Add button. Add

U.S.PATENT APPLICATION PUBLICATIONS Remove

Examiner Initial*	Cite No	Publication Number	Kind Code[1]	Publication Date	Name of Patentee or Applicant of cited Document	Pages,Columns,Lines where Relevant Passages or Relevant Figures Appear

ALL REFERENCES CONSIDERED EXCEPT WHERE LINED THROUGH. /D.H/

INFORMATION DISCLOSURE STATEMENT BY APPLICANT (Not for submission under 37 CFR 1.99)		
	Application Number	
	Filing Date	
	First Named Inventor	Carles PUENTE BALIARDA
	Art Unit	
	Examiner Name	
	Attorney Docket Number	0690.0023CN5

	1	20020140601		2002-10-03	SANADA ET AL.	
	2	20030137461		2003-07-24	PENG	
	3	20050001767		2005-01-06	WULFF ET AL.	
	4	20050184909		2005-08-25	TCHISTIAKOV ET AL.	
	5	20050259013		2005-11-24	GALA GALA ET AL.	
	6	20060044195		2006-03-02	ARKKO ET AL.	
	7	20060082505		2006-04-20	BALIARDA ET AL.	
	8	20060121865		2006-06-08	FRANK ET AL.	

If you wish to add additional U.S. Published Application citation information please click the Add button. Add

FOREIGN PATENT DOCUMENTS Remove

Examiner Initial*	Cite No	Foreign Document Number[3]	Country Code[2]i	Kind Code[4]	Publication Date	Name of Patentee or Applicant of cited Document	Pages,Columns,Lines where Relevant Passages or Relevant Figures Appear	T[5]
	1	1617567	EP		2006-01-18	Samsung Electronics		

If you wish to add additional Foreign Patent Document citation information please click the Add button Add

EFS Web 2.1.18

ALL REFERENCES CONSIDERED EXCEPT WHERE LINED THROUGH. /D.H/

INFORMATION DISCLOSURE STATEMENT BY APPLICANT (Not for submission under 37 CFR 1.99)		
	Application Number	
	Filing Date	
	First Named Inventor	Carles PUENTE BALIARDA
	Art Unit	
	Examiner Name	
	Attorney Docket Number	0690.0023CN5

NON-PATENT LITERATURE DOCUMENTS			Remove
Examiner Initials*	Cite No	Include name of the author (in CAPITAL LETTERS), title of the article (when appropriate), title of the item (book, magazine, journal, serial, symposium, catalog, etc), date, pages(s), volume-issue number(s), publisher, city and/or country where published.	T[5]
	1	Helmberg , G., Getting acquainted with fractals, Walter de Gruyter, 2007, Preface, p. 50-53.	

If you wish to add additional non-patent literature document citation information please click the Add button Add

EXAMINER SIGNATURE

Examiner Signature	/DUNG HONG/	Date Considered	03/08/2022

*EXAMINER: Initial if reference considered, whether or not citation is in conformance with MPEP 609. Draw line through a citation if not in conformance and not considered. Include copy of this form with next communication to applicant.

[1] See Kind Codes of USPTO Patent Documents at www.USPTO.GOV or MPEP 901.04. [2] Enter office that issued the document, by the two-letter code (WIPO Standard ST.3). [3] For Japanese patent documents, the indication of the year of the reign of the Emperor must precede the serial number of the patent document. [4] Kind of document by the appropriate symbols as indicated on the document under WIPO Standard ST.16 if possible. [5] Applicant is to place a check mark here if English language translation is attached.

ALL REFERENCES CONSIDERED EXCEPT WHERE LINED THROUGH. /D.H/

INFORMATION DISCLOSURE STATEMENT BY APPLICANT (Not for submission under 37 CFR 1.99)		
	Application Number	
	Filing Date	
	First Named Inventor	Carles PUENTE BALIARDA
	Art Unit	
	Examiner Name	
	Attorney Docket Number	0690.0023CN5

CERTIFICATION STATEMENT

Please see 37 CFR 1.97 and 1.98 to make the appropriate selection(s):

That each item of information contained in the information disclosure statement was first cited in any communication from a foreign patent office in a counterpart foreign application not more than three months prior to the filing of the information disclosure statement. See 37 CFR 1.97(e)(1).

OR

☐ That no item of information contained in the information disclosure statement was cited in a communication from a foreign patent office in a counterpart foreign application, and, to the knowledge of the person signing the certification after making reasonable inquiry, no item of information contained in the information disclosure statement was known to any individual designated in 37 CFR 1.56(c) more than three months prior to the filing of the information disclosure statement. See 37 CFR 1.97(e)(2).

See attached certification statement.

The fee set forth in 37 CFR 1.17 (p) has been submitted herewith.

☒ A certification statement is not submitted herewith.

SIGNATURE

A signature of the applicant or representative is required in accordance with CFR 1.33, 10.18. Please see CFR 1.4(d) for the form of the signature.

Signature	/Patrick J. Finnan/	Date (YYYY-MM-DD)	2021-04-30
Name/Print	Patrick J. Finnan	Registration Number	39189

This collection of information is required by 37 CFR 1.97 and 1.98. The information is required to obtain or retain a benefit by the public which is to file (and by the USPTO to process) an application. Confidentiality is governed by 35 U.S.C. 122 and 37 CFR 1.14. This collection is estimated to take 1 hour to complete, including gathering, preparing and submitting the completed application form to the USPTO. Time will vary depending upon the individual case. Any comments on the amount of time you require to complete this form and/or suggestions for reducing this burden, should be sent to the Chief Information Officer, U.S. Patent and Trademark Office, U.S. Department of Commerce, P.O. Box 1450, Alexandria, VA 22313-1450. DO NOT SEND FEES OR COMPLETED FORMS TO THIS ADDRESS. **SEND TO: Commissioner for Patents, P.O. Box 1450, Alexandria, VA 22313-1450.**

ALL REFERENCES CONSIDERED EXCEPT WHERE LINED THROUGH. /D.H/

Privacy Act Statement

The Privacy Act of 1974 (P.L. 93-579) requires that you be given certain information in connection with your submission of the attached form related to a patent application or patent. Accordingly, pursuant to the requirements of the Act, please be advised that: (1) the general authority for the collection of this information is 35 U.S.C. 2(b)(2); (2) furnishing of the information solicited is voluntary; and (3) the principal purpose for which the information is used by the U.S. Patent and Trademark Office is to process and/or examine your submission related to a patent application or patent. If you do not furnish the requested information, the U.S. Patent and Trademark Office may not be able to process and/or examine your submission, which may result in termination of proceedings or abandonment of the application or expiration of the patent.

The information provided by you in this form will be subject to the following routine uses:

1. The information on this form will be treated confidentially to the extent allowed under the Freedom of Information Act (5 U.S.C. 552) and the Privacy Act (5 U.S.C. 552a). Records from this system of records may be disclosed to the Department of Justice to determine whether the Freedom of Information Act requires disclosure of these record s.

2. A record from this system of records may be disclosed, as a routine use, in the course of presenting evidence to a court, magistrate, or administrative tribunal, including disclosures to opposing counsel in the course of settlement negotiations.

3. A record in this system of records may be disclosed, as a routine use, to a Member of Congress submitting a request involving an individual, to whom the record pertains, when the individual has requested assistance from the Member with respect to the subject matter of the record.

4. A record in this system of records may be disclosed, as a routine use, to a contractor of the Agency having need for the information in order to perform a contract. Recipients of information shall be required to comply with the requirements of the Privacy Act of 1974, as amended, pursuant to 5 U.S.C. 552a(m).

5. A record related to an International Application filed under the Patent Cooperation Treaty in this system of records may be disclosed, as a routine use, to the International Bureau of the World Intellectual Property Organization, pursuant to the Patent Cooperation Treaty.

6. A record in this system of records may be disclosed, as a routine use, to another federal agency for purposes of National Security review (35 U.S.C. 181) and for review pursuant to the Atomic Energy Act (42 U.S.C. 218(c)).

7. A record from this system of records may be disclosed, as a routine use, to the Administrator, General Services, or his/her designee, during an inspection of records conducted by GSA as part of that agency's responsibility to recommend improvements in records management practices and programs, under authority of 44 U.S.C. 2904 and 2906. Such disclosure shall be made in accordance with the GSA regulations governing inspection of records for this purpose, and any other relevant (i.e., GSA or Commerce) directive. Such disclosure shall not be used to make determinations about individuals.

8. A record from this system of records may be disclosed, as a routine use, to the public after either publication of the application pursuant to 35 U.S.C. 122(b) or issuance of a patent pursuant to 35 U.S.C. 151. Further, a record may be disclosed, subject to the limitations of 37 CFR 1.14, as a routine use, to the public if the record was filed in an application which became abandoned or in which the proceedings were terminated and which application is referenced by either a published application, an application open to public inspections or an issued patent.

9. A record from this system of records may be disclosed, as a routine use, to a Federal, State, or local law enforcement agency, if the USPTO becomes aware of a violation or potential violation of law or regulation.

ALL REFERENCES CONSIDERED EXCEPT WHERE LINED THROUGH. /D.H/

Doc code: IDS
Doc description: Information Disclosure Statement (IDS) Filed

PTO/SB/08a (02-18)
Approved for use through 11/30/2020. OMB 0651-0031
U.S. Patent and Trademark Office; U.S. DEPARTMENT OF COMMERCE
Under the Paperwork Reduction Act of 1995, no persons are required to respond to a collection of information unless it contains a valid OMB control number.

INFORMATION DISCLOSURE STATEMENT BY APPLICANT

(Not for submission under 37 CFR 1.99)

Application Number	
Filing Date	
First Named Inventor	Carles PUENTE BALIARDA
Art Unit	
Examiner Name	
Attorney Docket Number	0690.0023CN5

U.S.PATENTS Remove

Examiner Initial*	Cite No	Patent Number	Kind Code[1]	Issue Date	Name of Patentee or Applicant of cited Document	Pages,Columns,Lines where Relevant Passages or Relevant Figures Appear
	1					

If you wish to add additional U.S. Patent citation information please click the Add button. Add

U.S.PATENT APPLICATION PUBLICATIONS Remove

Examiner Initial*	Cite No	Publication Number	Kind Code[1]	Publication Date	Name of Patentee or Applicant of cited Document	Pages,Columns,Lines where Relevant Passages or Relevant Figures Appear
	1					

If you wish to add additional U.S. Published Application citation information please click the Add button. Add

FOREIGN PATENT DOCUMENTS Remove

Examiner Initial*	Cite No	Foreign Document Number[3]	Country Code[2] i	Kind Code[4]	Publication Date	Name of Patentee or Applicant of cited Document	Pages,Columns,Lines where Relevant Passages or Relevant Figures Appear	T[5]
	1							

If you wish to add additional Foreign Patent Document citation information please click the Add button Add

NON-PATENT LITERATURE DOCUMENTS Remove

Examiner Initials*	Cite No	Include name of the author (in CAPITAL LETTERS), title of the article (when appropriate), title of the item (book, magazine, journal, serial, symposium, catalog, etc), date, pages(s), volume-issue number(s), publisher, city and/or country where published.	T[5]

ALL REFERENCES CONSIDERED EXCEPT WHERE LINED THROUGH. /D.H/

INFORMATION DISCLOSURE STATEMENT BY APPLICANT (Not for submission under 37 CFR 1.99)		
	Application Number	
	Filing Date	
	First Named Inventor	Carles PUENTE BALIARDA
	Art Unit	
	Examiner Name	
	Attorney Docket Number	0690.0023CN5

	1	Document 0288 - Defendants LG Electronics Inc., LG Electronics USA, Inc., and LG Electronics Mobilecomm USA Inc. First amended answer and counterclaim to second amended complaint, Defendants, 20100224	
	2	Document 0290 - Defendant HTC America, Inc.'s amended answer and counterclaim to plaintiff's second amended complaint, Defendants, 20100224	
	3	Document 0291 - Defendant HTC Corporation's amended answer and counterclaim to plaintiff's second amended complaint, Defendants, 20100224	
	4	Document 0297 - Defendant HTC Corporation's amended answer and counterclaim to plaintiff's second amended complaint, Defendants, 20100225	
	5	Document 0298 - Defendant HTC America, Inc.'s amended answer and counterclaim to plaintiff's second amended complaint, Defendants, 20100225	
	6	Document 0351 - Plaintiff Fractus, S. A.'s answer to amended counterclaims of defendant Samsung Telecommunications America LLC's to Fractus's Second Amended Complaint, Susman Godfrey, 20100401	
	7	Document 0352 - Plaintiff Fractus, S. A.'s answer to amended counterclaims of defendant HTC Corporation to Fractus's Second Amended Complaint, Susman Godfrey, 20100401	
	8	Document 0353 - Plaintiff Fractus, S. A.'s answer to amended counterclaims of defendant HTC America, Inc. To Fractus's Second Amended Complaint, Susman Godfrey, 20100401	
	9	Document 0354 - Plaintiff Fractus, S. A.'s answer to amended counterclaims of defendant LG Electronics Inc., LG Electronics USA, Inc., and LG Electronics Mobilecomm USA Inc's to Fractus's Second Amended Complaint, Susman Godfrey, 20100401	
	10	Document 0415 - P.R. 4-3 joint claim construction statement, Susman Godfrey, 20100614	
	11	Document 0423 - Fractus SA's Opening Claim Construction Brief with Parties' Proposed and Agreed Constructions in the case of Fractus SA v. Samsung Electornics Co. Ltd. et al., Susman Godfrey, 20100716	

ALL REFERENCES CONSIDERED EXCEPT WHERE LINED THROUGH. /D.H/

INFORMATION DISCLOSURE STATEMENT BY APPLICANT (Not for submission under 37 CFR 1.99)		
	Application Number	
	Filing Date	
	First Named Inventor	Carles PUENTE BALIARDA
	Art Unit	
	Examiner Name	
	Attorney Docket Number	0690.0023CN5

	12	Document 0428 - Response of defendants Kyocera Communications, Inc; Palm Inc. and UTStarcom, Inc. to plaintiff Fractus SA's opening claim construction brief in "Case 6:09-cv-00203-LED-JDL", Defendants, 20100730	
	13	Document 0429 - Declaration of Jeffery D. Baxter - Including Exhibits: J, K, L, M ,N ,O, P, Q, R, S, T, U, Z, AA, KK, LL, Defendants, 20100730	
	14	Document 0430 - Defendants RIM, Samsung, HTC, LG and Pantech's response to plaintiff Fractus SA's opening claim construction brief, Defendants, 20100730	
	15	Document 0430 - Defendants RIM, Samsung, HTC, LG and Pantech's response to plaintiff Fractus SA's opening claim construction brief - Exhibit 1 - Chart of Agreed Terms and Disputed Terms, Defendants, 20100730	
	16	Document 0430 - Defendants RIM, Samsung, HTC, LG and Pantech's response to plaintiff Fractus SA's opening claim construction brief - Exhibit 2 - Family Tree of Asserted Patents, Defendants, 20100730	
	17	Document 0430 - Defendants RIM, Samsung, HTC, LG and Pantech's response to plaintiff Fractus SA's opening claim construction brief - Exhibit 33 - Excerpt from Plaintiff's '868 pat. inf.cont.for Samsung SPH M540, Defendants, 20100730	
	18	Document 0430 - Defendants RIM, Samsung, HTC, LG and Pantech's response to plaintiff Fractus SA's opening claim construction brief - Exhibit 34 - Excerpts from Plaintiff's '431 patent Infringement Contentions of HTC Diamond, Defendants, 20100730	
	19	Document 0430 - Defendants RIM, Samsung, HTC, LG and Pantech's response to plaintiff Fractus SA's opening claim construction brief - Exhibit 41 - Demonstrative re: counting segments, Defendants, 20100730	
	20	Document 0430 - Defendants RIM, Samsung, HTC, LG and Pantech's response to plaintiff Fractus SA's opening claim construction brief - Exhibit 42 - Demonstrative showing how straight segments can be fitted over a curved surface, Defendants, 20100730	
	21	Document 0430 - Defendants RIM, Samsung, HTC, LG and Pantech's response to plaintiff Fractus SA's opening claim construction brief - Exhibit 57 - Excerpts from Plaintiff's '868 and '762 Pat. Infr. cont. for RIM 8310, Defendants, 20100730	
	22	Document 0440 - Fractus's opposition to defendants' motion for summary judgement of invalidity based on indefiniteness and lack of written description for certain terms, Susman Godfrey, 20100816	

ALL REFERENCES CONSIDERED EXCEPT WHERE LINED THROUGH. /D.H/

INFORMATION DISCLOSURE STATEMENT BY APPLICANT (Not for submission under 37 CFR 1.99)		
	Application Number	
	Filing Date	
	First Named Inventor	Carles PUENTE BALIARDA
	Art Unit	
	Examiner Name	
	Attorney Docket Number	0690.0023CN5

	23	Document 0440-1 - Expert declaration by Dr. D. Jaggard including exhibits (curriculum and datasheets from Cushcraft, Antenova, Ethertronics and Taoglas), Susman Godfrey, 20100816	
	24	Document 0440-2 - Declaration of Micah Howe in support of Fractus SA opposition to defendants' motion for summary judgement of invalidity based on indefiniteness and lack of written description for certain terms, Heim , Payne and Chorus LLP, 20100816	
	25	Document 0452 - Defendant's reply in support of their motion for summary judgment of invalidity based on indefiniteness and lack of written description for certain terms with exhibits WW, BBB, EEE, GGG, HHH, III, KKK, MMM, NNN, OOO, PPP, Q, Defendants, 20100830	
	26	Document 0475 - Order. Provisional claim construction and motion for summary judgement. Provisional markman order, Court, 20101109	
	27	Document 0526 - Memorandum order and opinion, Court, 20101217	
	28	Document 0575 - Fractus ´s Objections to claim construction memorandum and order, Susman Godfrey, 20110114	
	29	Document 0582 - Memorandum opinion and order, Court, 20110120	
	30	Document 0583 - Defendant's notice of compliance regarding second amended invalidity contentions, Defendants, 20110121	
	31	Document 0607 - Declaration of Thomas E. Nelson - Exhibit A - Antenna photos, Defendants, 20110203	
	32	Document 0609 - Fractus' reply to defendant's motion for reconsideration of, and objections to, magistrate Judge Love's markman order, Susman Godfrey, 20110204	
	33	Document 0611 - Report and recommendation of United States magistrate judge, Court, 20110208	

ALL REFERENCES CONSIDERED EXCEPT WHERE LINED THROUGH. /D.H/

INFORMATION DISCLOSURE STATEMENT BY APPLICANT (Not for submission under 37 CFR 1.99)		
	Application Number	
	Filing Date	
	First Named Inventor	Carles PUENTE BALIARDA
	Art Unit	
	Examiner Name	
	Attorney Docket Number	0690.0023CN5

	34	Document 0622 - Order adopting report and recommendation of magistrate judge, Court, 20110211	
	35	Document 0624 - Notice of compliance with motion practice orders, Susman Godfrey, 20110214	
	36	Document 0641 - Defendant HTC America, Inc's second amended answer and counterclaim to plaintiff's second amended complaint, Defendants, 20110225	
	37	Document 0642 - Defendant HTC Corporation's second amended answer and counterclaim to plaintiff's second amended complaint, Defendants, 20110225	
	38	Document 0645 - Reply brief in support of Defendant's motion for reconsideration of the court's ruling on the term "at least a portion" in the court's December 17, 2010 claim construction order based on newly-available evidence, Defendants, 20110225	
	39	Document 0647 - Defendants Samsung Electronics Co LTD (et al) second amended answer and counterclaims to the second amended complaint of plaintiff Fractus SA - Document 647, Defendants, 20110228	
	40	Document 0649 - Defendants LG Electronics Inc, LG Electronics USA, and LG Electronics Mobilecomm USA Inc's second amended answer and counterclaim to second amended complaint, Defendants, 20110228	
	41	Document 0657 - Defendant Pantech Wireless Inc amended answer, affirmative defenses, and counterclaims to Fractus' second amended complaint, Defendants, 20110228	
	42	Document 0666 - Fractus's sur-reply to defendants' motion for reconsideration of the court's december 17, 2010 claim construction order based on newly-available evidence, Susman Godfrey, 20110308	
	43	Document 0670 - Order, Court, 20110309	
	44	Document 0678 - Plaintiff Fractus SA's answer to second amended counterclaims of defendant HTC Corporation to Fractus's second amended complaint, Susman Godfrey, 20110314	

ALL REFERENCES CONSIDERED EXCEPT WHERE LINED THROUGH. /D.H/

INFORMATION DISCLOSURE STATEMENT BY APPLICANT (Not for submission under 37 CFR 1.99)		
	Application Number	
	Filing Date	
	First Named Inventor	Carles PUENTE BALIARDA
	Art Unit	
	Examiner Name	
	Attorney Docket Number	0690.0023CN5

	45	Document 0680 - Plaintiff Fractus SA's answer to second amended counterclaims of defendant HTC to Fractus's second amended complaint, Susman Godfrey, 20110314	
	46	Document 0694 - Plaintiff Fractus SA's answer to second amended counterclaims of defendant LG Electronics to Fractus's second amended complaint, Susman Godfrey, 20110315	
	47	Document 0695 - Plaintiff Fractus SA's answer to second amended counterclaims of defendant Samsung to Fractus's second amended complaint, Susman Godfrey, 20110315	
	48	Document 0696 - Plaintiff Fractus SA's answer to amended counterclaims of defendant Pantech Wireless Inc to Fractus's second amended complaint, Susman Godfrey, 20110315	
	49	Document 0715 - Letter to John D. Love - Permission to file a summary judgment motion of no indefiniteness on the issues wher the Court's Report and Recommendation already has held that the claim term is not indefinite, Susman Godfrey, 20110318	
	50	Document 0716 - Letter to John D. Love - Permission to file a partial summary judgement motion on infringement., Susman Godfrey , LLP, 20110318	

If you wish to add additional non-patent literature document citation information please click the Add button Add

EXAMINER SIGNATURE

Examiner Signature	/DUNG HONG/	Date Considered	03/08/2022

*EXAMINER: Initial if reference considered, whether or not citation is in conformance with MPEP 609. Draw line through a citation if not in conformance and not considered. Include copy of this form with next communication to applicant.

[1] See Kind Codes of USPTO Patent Documents at www.USPTO.GOV or MPEP 901.04. [2] Enter office that issued the document, by the two-letter code (WIPO Standard ST.3). [3] For Japanese patent documents, the indication of the year of the reign of the Emperor must precede the serial number of the patent document. [4] Kind of document by the appropriate symbols as indicated on the document under WIPO Standard ST.16 if possible. [5] Applicant is to place a check mark here if English language translation is attached.

ALL REFERENCES CONSIDERED EXCEPT WHERE LINED THROUGH. /D.H/

INFORMATION DISCLOSURE STATEMENT BY APPLICANT (Not for submission under 37 CFR 1.99)		
	Application Number	
	Filing Date	
	First Named Inventor	Carles PUENTE BALIARDA
	Art Unit	
	Examiner Name	
	Attorney Docket Number	0690.0023CN5

CERTIFICATION STATEMENT

Please see 37 CFR 1.97 and 1.98 to make the appropriate selection(s):

That each item of information contained in the information disclosure statement was first cited in any communication from a foreign patent office in a counterpart foreign application not more than three months prior to the filing of the information disclosure statement. See 37 CFR 1.97(e)(1).

OR

☐ That no item of information contained in the information disclosure statement was cited in a communication from a foreign patent office in a counterpart foreign application, and, to the knowledge of the person signing the certification after making reasonable inquiry, no item of information contained in the information disclosure statement was known to any individual designated in 37 CFR 1.56(c) more than three months prior to the filing of the information disclosure statement. See 37 CFR 1.97(e)(2).

See attached certification statement.

The fee set forth in 37 CFR 1.17 (p) has been submitted herewith.

☒ A certification statement is not submitted herewith.

SIGNATURE

A signature of the applicant or representative is required in accordance with CFR 1.33, 10.18. Please see CFR 1.4(d) for the form of the signature.

Signature	/Patrick J. Finnan/	Date (YYYY-MM-DD)	2021-04-30
Name/Print	Patrick J. Finnan	Registration Number	39189

This collection of information is required by 37 CFR 1.97 and 1.98. The information is required to obtain or retain a benefit by the public which is to file (and by the USPTO to process) an application. Confidentiality is governed by 35 U.S.C. 122 and 37 CFR 1.14. This collection is estimated to take 1 hour to complete, including gathering, preparing and submitting the completed application form to the USPTO. Time will vary depending upon the individual case. Any comments on the amount of time you require to complete this form and/or suggestions for reducing this burden, should be sent to the Chief Information Officer, U.S. Patent and Trademark Office, U.S. Department of Commerce, P.O. Box 1450, Alexandria, VA 22313-1450. DO NOT SEND FEES OR COMPLETED FORMS TO THIS ADDRESS. **SEND TO: Commissioner for Patents, P.O. Box 1450, Alexandria, VA 22313-1450.**

ALL REFERENCES CONSIDERED EXCEPT WHERE LINED THROUGH. /D.H/

Privacy Act Statement

The Privacy Act of 1974 (P.L. 93-579) requires that you be given certain information in connection with your submission of the attached form related to a patent application or patent. Accordingly, pursuant to the requirements of the Act, please be advised that: (1) the general authority for the collection of this information is 35 U.S.C. 2(b)(2); (2) furnishing of the information solicited is voluntary; and (3) the principal purpose for which the information is used by the U.S. Patent and Trademark Office is to process and/or examine your submission related to a patent application or patent. If you do not furnish the requested information, the U.S. Patent and Trademark Office may not be able to process and/or examine your submission, which may result in termination of proceedings or abandonment of the application or expiration of the patent.

The information provided by you in this form will be subject to the following routine uses:

1. The information on this form will be treated confidentially to the extent allowed under the Freedom of Information Act (5 U.S.C. 552) and the Privacy Act (5 U.S.C. 552a). Records from this system of records may be disclosed to the Department of Justice to determine whether the Freedom of Information Act requires disclosure of these record s.

2. A record from this system of records may be disclosed, as a routine use, in the course of presenting evidence to a court, magistrate, or administrative tribunal, including disclosures to opposing counsel in the course of settlement negotiations.

3. A record in this system of records may be disclosed, as a routine use, to a Member of Congress submitting a request involving an individual, to whom the record pertains, when the individual has requested assistance from the Member with respect to the subject matter of the record.

4. A record in this system of records may be disclosed, as a routine use, to a contractor of the Agency having need for the information in order to perform a contract. Recipients of information shall be required to comply with the requirements of the Privacy Act of 1974, as amended, pursuant to 5 U.S.C. 552a(m).

5. A record related to an International Application filed under the Patent Cooperation Treaty in this system of records may be disclosed, as a routine use, to the International Bureau of the World Intellectual Property Organization, pursuant to the Patent Cooperation Treaty.

6. A record in this system of records may be disclosed, as a routine use, to another federal agency for purposes of National Security review (35 U.S.C. 181) and for review pursuant to the Atomic Energy Act (42 U.S.C. 218(c)).

7. A record from this system of records may be disclosed, as a routine use, to the Administrator, General Services, or his/her designee, during an inspection of records conducted by GSA as part of that agency's responsibility to recommend improvements in records management practices and programs, under authority of 44 U.S.C. 2904 and 2906. Such disclosure shall be made in accordance with the GSA regulations governing inspection of records for this purpose, and any other relevant (i.e., GSA or Commerce) directive. Such disclosure shall not be used to make determinations about individuals.

8. A record from this system of records may be disclosed, as a routine use, to the public after either publication of the application pursuant to 35 U.S.C. 122(b) or issuance of a patent pursuant to 35 U.S.C. 151. Further, a record may be disclosed, subject to the limitations of 37 CFR 1.14, as a routine use, to the public if the record was filed in an application which became abandoned or in which the proceedings were terminated and which application is referenced by either a published application, an application open to public inspections or an issued patent.

9. A record from this system of records may be disclosed, as a routine use, to a Federal, State, or local law enforcement agency, if the USPTO becomes aware of a violation or potential violation of law or regulation.

ALL REFERENCES CONSIDERED EXCEPT WHERE LINED THROUGH. /D.H/

Doc code: IDS
Doc description: Information Disclosure Statement (IDS) Filed

PTO/SB/08a (02-18)
Approved for use through 11/30/2020. OMB 0651-0031
U.S. Patent and Trademark Office; U.S. DEPARTMENT OF COMMERCE
Under the Paperwork Reduction Act of 1995, no persons are required to respond to a collection of information unless it contains a valid OMB control number.

INFORMATION DISCLOSURE STATEMENT BY APPLICANT
(Not for submission under 37 CFR 1.99)

Application Number	
Filing Date	
First Named Inventor	Carles PUENTE BALIARDA
Art Unit	
Examiner Name	
Attorney Docket Number	0690.0023CN5

U.S.PATENTS Remove

Examiner Initial*	Cite No	Patent Number	Kind Code[1]	Issue Date	Name of Patentee or Applicant of cited Document	Pages,Columns,Lines where Relevant Passages or Relevant Figures Appear
	1	4590614		1986-05-20	ERAT	
	2	5212488		1993-05-18	KONOTCHICK	
	3	7123208		2006-10-17	PUENTE BALIARDA ET AL.	
	4	9099773		2015-08-04	PUENTE BALIARDA ET AL.	
	5	9899727		2018-02-20	PUENTE BALIARDA ET AL.	
	6	10644380		2020-05-05	PUENTE BALIARDA ET AL.	

If you wish to add additional U.S. Patent citation information please click the Add button. Add

U.S.PATENT APPLICATION PUBLICATIONS Remove

Examiner Initial*	Cite No	Publication Number	Kind Code[1]	Publication Date	Name of Patentee or Applicant of cited Document	Pages,Columns,Lines where Relevant Passages or Relevant Figures Appear

ALL REFERENCES CONSIDERED EXCEPT WHERE LINED THROUGH. /D.H/

INFORMATION DISCLOSURE STATEMENT BY APPLICANT (Not for submission under 37 CFR 1.99)		
	Application Number	
	Filing Date	
	First Named Inventor	Carles PUENTE BALIARDA
	Art Unit	
	Examiner Name	
	Attorney Docket Number	0690.0023CN5

	1	20020140601		2002-10-03	SANADA ET AL.	
	2	20030137461		2003-07-24	PENG	
	3	20050001767		2005-01-06	WULFF ET AL.	
	4	20050184909		2005-08-25	TCHISTIAKOV ET AL.	
	5	20050259013		2005-11-24	GALA GALA ET AL.	
	6	20060044195		2006-03-02	ARKKO ET AL.	
	7	20060082505		2006-04-20	BALIARDA ET AL.	
	8	20060121865		2006-06-08	FRANK ET AL.	

If you wish to add additional U.S. Published Application citation information please click the Add button. Add

FOREIGN PATENT DOCUMENTS Remove

Examiner Initial*	Cite No	Foreign Document Number[3]	Country Code[2]i	Kind Code[4]	Publication Date	Name of Patentee or Applicant of cited Document	Pages,Columns,Lines where Relevant Passages or Relevant Figures Appear	T[5]
	1	1617567	EP		2006-01-18	Samsung Electronics		

If you wish to add additional Foreign Patent Document citation information please click the Add button Add

EFS Web 2.1.18

ALL REFERENCES CONSIDERED EXCEPT WHERE LINED THROUGH. /D.H/

INFORMATION DISCLOSURE STATEMENT BY APPLICANT (Not for submission under 37 CFR 1.99)		
	Application Number	
	Filing Date	
	First Named Inventor	Carles PUENTE BALIARDA
	Art Unit	
	Examiner Name	
	Attorney Docket Number	0690.0023CN5

NON-PATENT LITERATURE DOCUMENTS			Remove
Examiner Initials*	Cite No	Include name of the author (in CAPITAL LETTERS), title of the article (when appropriate), title of the item (book, magazine, journal, serial, symposium, catalog, etc), date, pages(s), volume-issue number(s), publisher, city and/or country where published.	T[5]
	1	Helmberg , G., Getting acquainted with fractals, Walter de Gruyter, 2007, Preface, p. 50-53.	

If you wish to add additional non-patent literature document citation information please click the Add button Add

EXAMINER SIGNATURE

Examiner Signature	/DUNG HONG/	Date Considered	03/08/2022

*EXAMINER: Initial if reference considered, whether or not citation is in conformance with MPEP 609. Draw line through a citation if not in conformance and not considered. Include copy of this form with next communication to applicant.

[1] See Kind Codes of USPTO Patent Documents at www.USPTO.GOV or MPEP 901.04. [2] Enter office that issued the document, by the two-letter code (WIPO Standard ST.3). [3] For Japanese patent documents, the indication of the year of the reign of the Emperor must precede the serial number of the patent document. [4] Kind of document by the appropriate symbols as indicated on the document under WIPO Standard ST.16 if possible. [5] Applicant is to place a check mark here if English language translation is attached.

ALL REFERENCES CONSIDERED EXCEPT WHERE LINED THROUGH. /D.H/

INFORMATION DISCLOSURE STATEMENT BY APPLICANT (Not for submission under 37 CFR 1.99)		
	Application Number	
	Filing Date	
	First Named Inventor	Carles PUENTE BALIARDA
	Art Unit	
	Examiner Name	
	Attorney Docket Number	0690.0023CN5

CERTIFICATION STATEMENT

Please see 37 CFR 1.97 and 1.98 to make the appropriate selection(s):

That each item of information contained in the information disclosure statement was first cited in any communication from a foreign patent office in a counterpart foreign application not more than three months prior to the filing of the information disclosure statement. See 37 CFR 1.97(e)(1).

OR

☐ That no item of information contained in the information disclosure statement was cited in a communication from a foreign patent office in a counterpart foreign application, and, to the knowledge of the person signing the certification after making reasonable inquiry, no item of information contained in the information disclosure statement was known to any individual designated in 37 CFR 1.56(c) more than three months prior to the filing of the information disclosure statement. See 37 CFR 1.97(e)(2).

See attached certification statement.

The fee set forth in 37 CFR 1.17 (p) has been submitted herewith.

☒ A certification statement is not submitted herewith.

SIGNATURE

A signature of the applicant or representative is required in accordance with CFR 1.33, 10.18. Please see CFR 1.4(d) for the form of the signature.

Signature	/Patrick J. Finnan/	Date (YYYY-MM-DD)	2021-04-30
Name/Print	Patrick J. Finnan	Registration Number	39189

This collection of information is required by 37 CFR 1.97 and 1.98. The information is required to obtain or retain a benefit by the public which is to file (and by the USPTO to process) an application. Confidentiality is governed by 35 U.S.C. 122 and 37 CFR 1.14. This collection is estimated to take 1 hour to complete, including gathering, preparing and submitting the completed application form to the USPTO. Time will vary depending upon the individual case. Any comments on the amount of time you require to complete this form and/or suggestions for reducing this burden, should be sent to the Chief Information Officer, U.S. Patent and Trademark Office, U.S. Department of Commerce, P.O. Box 1450, Alexandria, VA 22313-1450. DO NOT SEND FEES OR COMPLETED FORMS TO THIS ADDRESS. **SEND TO: Commissioner for Patents, P.O. Box 1450, Alexandria, VA 22313-1450.**

ALL REFERENCES CONSIDERED EXCEPT WHERE LINED THROUGH. /D.H/

Privacy Act Statement

The Privacy Act of 1974 (P.L. 93-579) requires that you be given certain information in connection with your submission of the attached form related to a patent application or patent. Accordingly, pursuant to the requirements of the Act, please be advised that: (1) the general authority for the collection of this information is 35 U.S.C. 2(b)(2); (2) furnishing of the information solicited is voluntary; and (3) the principal purpose for which the information is used by the U.S. Patent and Trademark Office is to process and/or examine your submission related to a patent application or patent. If you do not furnish the requested information, the U.S. Patent and Trademark Office may not be able to process and/or examine your submission, which may result in termination of proceedings or abandonment of the application or expiration of the patent.

The information provided by you in this form will be subject to the following routine uses:

1. The information on this form will be treated confidentially to the extent allowed under the Freedom of Information Act (5 U.S.C. 552) and the Privacy Act (5 U.S.C. 552a). Records from this system of records may be disclosed to the Department of Justice to determine whether the Freedom of Information Act requires disclosure of these record s.

2. A record from this system of records may be disclosed, as a routine use, in the course of presenting evidence to a court, magistrate, or administrative tribunal, including disclosures to opposing counsel in the course of settlement negotiations.

3. A record in this system of records may be disclosed, as a routine use, to a Member of Congress submitting a request involving an individual, to whom the record pertains, when the individual has requested assistance from the Member with respect to the subject matter of the record.

4. A record in this system of records may be disclosed, as a routine use, to a contractor of the Agency having need for the information in order to perform a contract. Recipients of information shall be required to comply with the requirements of the Privacy Act of 1974, as amended, pursuant to 5 U.S.C. 552a(m).

5. A record related to an International Application filed under the Patent Cooperation Treaty in this system of records may be disclosed, as a routine use, to the International Bureau of the World Intellectual Property Organization, pursuant to the Patent Cooperation Treaty.

6. A record in this system of records may be disclosed, as a routine use, to another federal agency for purposes of National Security review (35 U.S.C. 181) and for review pursuant to the Atomic Energy Act (42 U.S.C. 218(c)).

7. A record from this system of records may be disclosed, as a routine use, to the Administrator, General Services, or his/her designee, during an inspection of records conducted by GSA as part of that agency's responsibility to recommend improvements in records management practices and programs, under authority of 44 U.S.C. 2904 and 2906. Such disclosure shall be made in accordance with the GSA regulations governing inspection of records for this purpose, and any other relevant (i.e., GSA or Commerce) directive. Such disclosure shall not be used to make determinations about individuals.

8. A record from this system of records may be disclosed, as a routine use, to the public after either publication of the application pursuant to 35 U.S.C. 122(b) or issuance of a patent pursuant to 35 U.S.C. 151. Further, a record may be disclosed, subject to the limitations of 37 CFR 1.14, as a routine use, to the public if the record was filed in an application which became abandoned or in which the proceedings were terminated and which application is referenced by either a published application, an application open to public inspections or an issued patent.

9. A record from this system of records may be disclosed, as a routine use, to a Federal, State, or local law enforcement agency, if the USPTO becomes aware of a violation or potential violation of law or regulation.

ALL REFERENCES CONSIDERED EXCEPT WHERE LINED THROUGH. /D.H/

Doc code: IDS
Doc description: Information Disclosure Statement (IDS) Filed

PTO/SB/08a (02-18)
Approved for use through 11/30/2020. OMB 0651-0031
U.S. Patent and Trademark Office; U.S. DEPARTMENT OF COMMERCE
Under the Paperwork Reduction Act of 1995, no persons are required to respond to a collection of information unless it contains a valid OMB control number.

INFORMATION DISCLOSURE STATEMENT BY APPLICANT

(Not for submission under 37 CFR 1.99)

Application Number	
Filing Date	
First Named Inventor	Carles PUENTE BALIARDA
Art Unit	
Examiner Name	
Attorney Docket Number	0690.0023CN5

U.S.PATENTS Remove

Examiner Initial*	Cite No	Patent Number	Kind Code[1]	Issue Date	Name of Patentee or Applicant of cited Document	Pages,Columns,Lines where Relevant Passages or Relevant Figures Appear
	1					

If you wish to add additional U.S. Patent citation information please click the Add button. Add

U.S.PATENT APPLICATION PUBLICATIONS Remove

Examiner Initial*	Cite No	Publication Number	Kind Code[1]	Publication Date	Name of Patentee or Applicant of cited Document	Pages,Columns,Lines where Relevant Passages or Relevant Figures Appear
	1					

If you wish to add additional U.S. Published Application citation information please click the Add button. Add

FOREIGN PATENT DOCUMENTS Remove

Examiner Initial*	Cite No	Foreign Document Number[3]	Country Code[2] i	Kind Code[4]	Publication Date	Name of Patentee or Applicant of cited Document	Pages,Columns,Lines where Relevant Passages or Relevant Figures Appear	T[5]
	1							

If you wish to add additional Foreign Patent Document citation information please click the Add button Add

NON-PATENT LITERATURE DOCUMENTS Remove

Examiner Initials*	Cite No	Include name of the author (in CAPITAL LETTERS), title of the article (when appropriate), title of the item (book, magazine, journal, serial, symposium, catalog, etc), date, pages(s), volume-issue number(s), publisher, city and/or country where published.	T[5]

ALL REFERENCES CONSIDERED EXCEPT WHERE LINED THROUGH. /D.H/

INFORMATION DISCLOSURE STATEMENT BY APPLICANT (Not for submission under 37 CFR 1.99)		
	Application Number	
	Filing Date	
	First Named Inventor	Carles PUENTE BALIARDA
	Art Unit	
	Examiner Name	
	Attorney Docket Number	0690.0023CN5

	1	Infringement Chart - Samsung SCH-R500., Fractus, 20091105	
	2	Infringement Chart - Samsung SCH-R500. Patent: 7148850, Fractus, 20091105	
	3	Infringement Chart - Samsung SCH-R500. Patent: 7202822, Fractus, 20091105	
	4	Infringement Chart - Samsung SCH-R600, Fractus, 20091105	
	5	Infringement Chart - Samsung SCH-R600. Patent: 7148850, Fractus, 20091105	
	6	Infringement Chart - Samsung SCH-R600. Patent: 7202822, Fractus, 20091105	
	7	Infringement Chart - Samsung SCH-R800, Fractus, 20091105	
	8	Infringement Chart - Samsung SCH-R800. Patent: 7148850, Fractus, 20091105	
	9	Infringement Chart - Samsung SCH-R800. Patent: 7202822, Fractus, 20091105	
	10	Infringement Chart - Samsung SCH-U310, Fractus, 20091105	
	11	Infringement Chart - Samsung SCH-U310. Patent: 7148850, Fractus, 20091105	

ALL REFERENCES CONSIDERED EXCEPT WHERE LINED THROUGH. /D.H/

INFORMATION DISCLOSURE STATEMENT BY APPLICANT (Not for submission under 37 CFR 1.99)		
	Application Number	
	Filing Date	
	First Named Inventor	Carles PUENTE BALIARDA
	Art Unit	
	Examiner Name	
	Attorney Docket Number	0690.0023CN5

	12	Infringement Chart - Samsung SCH-U310. Patent: 7202822, Fractus, 20091105	
	13	Infringement Chart - Samsung SCH-U430, Fractus, 20091105	
	14	Infringement Chart - Samsung SCH-U430. Patent: 7148850, Fractus, 20091105	
	15	Infringement Chart - Samsung SCH-U430. Patent: 7202822, Fractus, 20091105	
	16	Infringement Chart - Samsung SCH-U470, Fractus, 20091105	
	17	Infringement Chart - Samsung SCH-U470. Patent: 7148850, Fractus, 20091105	
	18	Infringement Chart - Samsung SCH-U470. Patent: 7202822, Fractus, 20091105	
	19	Infringement Chart - Samsung SCH-U520, Fractus, 20091105	
	20	Infringement Chart - Samsung SCH-U520. Patent: 7148850, Fractus, 20091105	
	21	Infringement Chart - Samsung SCH-U520. Patent: 7202822, Fractus, 20091105	
	22	Infringement Chart - Samsung SCH-U740, Fractus, 20091105	

ALL REFERENCES CONSIDERED EXCEPT WHERE LINED THROUGH. /D.H/

INFORMATION DISCLOSURE STATEMENT BY APPLICANT (Not for submission under 37 CFR 1.99)		
	Application Number	
	Filing Date	
	First Named Inventor	Carles PUENTE BALIARDA
	Art Unit	
	Examiner Name	
	Attorney Docket Number	0690.0023CN5

	23	Infringement Chart - Samsung SCH-U740. Patent: 7148850, Fractus, 20091105	
	24	Infringement Chart - Samsung SCH-U740. Patent: 7202822, Fractus, 20091105	
	25	Infringement Chart - Samsung SCH-U750, Fractus, 20091105	
	26	Infringement Chart - Samsung SCH-U750. Patent: 7148850, Fractus, 20091105	
	27	Infringement Chart - Samsung SCH-U750. Patent: 7202822, Fractus, 20091105	
	28	Infringement Chart - Samsung SCH-U940, Fractus, 20091105	
	29	Infringement Chart - Samsung SCH-U940. Patent. 7202822, Fractus, 20091105	
	30	Infringement Chart - Samsung SCH-U940. Patent: 7148850, Fractus, 20091105	
	31	Infringement Chart - Samsung SCH A127, Fractus, 20091105	
	32	Infringement Chart - Samsung SCH U340., Fractus, 20091105	
	33	Infringement Chart - Samsung SCH U340. Patent: 7148850, Fractus, 20091105	

ALL REFERENCES CONSIDERED EXCEPT WHERE LINED THROUGH. /D.H/

INFORMATION DISCLOSURE STATEMENT BY APPLICANT (Not for submission under 37 CFR 1.99)		
	Application Number	
	Filing Date	
	First Named Inventor	Carles PUENTE BALIARDA
	Art Unit	
	Examiner Name	
	Attorney Docket Number	0690.0023CN5

	34	Infringement Chart - Samsung SCH U340. Patent: 7202822, Fractus, 20091105	
	35	Infringement Chart - Samsung SCH U410., Fractus, 20091105	
	36	Infringement Chart - Samsung SCH U410. Patent: 7148850, Fractus, 20091105	
	37	Infringement Chart - Samsung SCH U410. Patent: 7202822, Fractus, 20091105	
	38	Infringement Chart - Samsung SCH U700, Fractus, 20091105	
	39	Infringement Chart - Samsung SCH U700. Patent: 7148850, Fractus, 20091105	
	40	Infringement Chart - Samsung SCH U700. Patent: 7202822, Fractus, 20091105	
	41	Infringement Chart - Samsung SGH-A237, Fractus, 20091105	
	42	Infringement Chart - Samsung SGH-A237. Patent: 7148850, Fractus, 20091105	
	43	Infringement Chart - Samsung SGH-A237. Patent: 7202822, Fractus, 20091105	
	44	Infringement Chart - Samsung SGH-A257, Fractus, 20091105	

ALL REFERENCES CONSIDERED EXCEPT WHERE LINED THROUGH. /D.H/

INFORMATION DISCLOSURE STATEMENT BY APPLICANT (Not for submission under 37 CFR 1.99)		
	Application Number	
	Filing Date	
	First Named Inventor	Carles PUENTE BALIARDA
	Art Unit	
	Examiner Name	
	Attorney Docket Number	0690.0023CN5

	45	Infringement Chart - Samsung SGH-A257 Magnet. Patent: 7148850, Fractus, 20091105	
	46	Infringement Chart - Samsung SGH-A257 Magnet. Patent: 7202822, Fractus, 20091105	
	47	Infringement Chart - Samsung SGH-A837, Fractus, 20091105	
	48	Infringement Chart - Samsung SGH-A837. Patent: 7148850, Fractus, 20091105	
	49	Infringement Chart - Samsung SGH-A837. Patent: 7202822, Fractus, 20091105	
	50	Infringement Chart - Samsung SGH-A887, Fractus, 20091105	

If you wish to add additional non-patent literature document citation information please click the Add button Add

EXAMINER SIGNATURE

Examiner Signature	/DUNG HONG/	Date Considered	03/08/2022

*EXAMINER: Initial if reference considered, whether or not citation is in conformance with MPEP 609. Draw line through a citation if not in conformance and not considered. Include copy of this form with next communication to applicant.

[1] See Kind Codes of USPTO Patent Documents at www.USPTO.GOV or MPEP 901.04. [2] Enter office that issued the document, by the two-letter code (WIPO Standard ST.3). [3] For Japanese patent documents, the indication of the year of the reign of the Emperor must precede the serial number of the patent document. [4] Kind of document by the appropriate symbols as indicated on the document under WIPO Standard ST.16 if possible. [5] Applicant is to place a check mark here if English language translation is attached.

ALL REFERENCES CONSIDERED EXCEPT WHERE LINED THROUGH. /D.H/

INFORMATION DISCLOSURE STATEMENT BY APPLICANT (Not for submission under 37 CFR 1.99)		
	Application Number	
	Filing Date	
	First Named Inventor	Carles PUENTE BALIARDA
	Art Unit	
	Examiner Name	
	Attorney Docket Number	0690.0023CN5

CERTIFICATION STATEMENT

Please see 37 CFR 1.97 and 1.98 to make the appropriate selection(s):

That each item of information contained in the information disclosure statement was first cited in any communication from a foreign patent office in a counterpart foreign application not more than three months prior to the filing of the information disclosure statement. See 37 CFR 1.97(e)(1).

OR

☐ That no item of information contained in the information disclosure statement was cited in a communication from a foreign patent office in a counterpart foreign application, and, to the knowledge of the person signing the certification after making reasonable inquiry, no item of information contained in the information disclosure statement was known to any individual designated in 37 CFR 1.56(c) more than three months prior to the filing of the information disclosure statement. See 37 CFR 1.97(e)(2).

See attached certification statement.

The fee set forth in 37 CFR 1.17 (p) has been submitted herewith.

☒ A certification statement is not submitted herewith.

SIGNATURE

A signature of the applicant or representative is required in accordance with CFR 1.33, 10.18. Please see CFR 1.4(d) for the form of the signature.

Signature	/Patrick J. Finnan/	Date (YYYY-MM-DD)	2021-04-30
Name/Print	Patrick J. Finnan	Registration Number	39189

This collection of information is required by 37 CFR 1.97 and 1.98. The information is required to obtain or retain a benefit by the public which is to file (and by the USPTO to process) an application. Confidentiality is governed by 35 U.S.C. 122 and 37 CFR 1.14. This collection is estimated to take 1 hour to complete, including gathering, preparing and submitting the completed application form to the USPTO. Time will vary depending upon the individual case. Any comments on the amount of time you require to complete this form and/or suggestions for reducing this burden, should be sent to the Chief Information Officer, U.S. Patent and Trademark Office, U.S. Department of Commerce, P.O. Box 1450, Alexandria, VA 22313-1450. DO NOT SEND FEES OR COMPLETED FORMS TO THIS ADDRESS. **SEND TO: Commissioner for Patents, P.O. Box 1450, Alexandria, VA 22313-1450.**

ALL REFERENCES CONSIDERED EXCEPT WHERE LINED THROUGH. /D.H/

Privacy Act Statement

The Privacy Act of 1974 (P.L. 93-579) requires that you be given certain information in connection with your submission of the attached form related to a patent application or patent. Accordingly, pursuant to the requirements of the Act, please be advised that: (1) the general authority for the collection of this information is 35 U.S.C. 2(b)(2); (2) furnishing of the information solicited is voluntary; and (3) the principal purpose for which the information is used by the U.S. Patent and Trademark Office is to process and/or examine your submission related to a patent application or patent. If you do not furnish the requested information, the U.S. Patent and Trademark Office may not be able to process and/or examine your submission, which may result in termination of proceedings or abandonment of the application or expiration of the patent.

The information provided by you in this form will be subject to the following routine uses:

1. The information on this form will be treated confidentially to the extent allowed under the Freedom of Information Act (5 U.S.C. 552) and the Privacy Act (5 U.S.C. 552a). Records from this system of records may be disclosed to the Department of Justice to determine whether the Freedom of Information Act requires disclosure of these record s.

2. A record from this system of records may be disclosed, as a routine use, in the course of presenting evidence to a court, magistrate, or administrative tribunal, including disclosures to opposing counsel in the course of settlement negotiations.

3. A record in this system of records may be disclosed, as a routine use, to a Member of Congress submitting a request involving an individual, to whom the record pertains, when the individual has requested assistance from the Member with respect to the subject matter of the record.

4. A record in this system of records may be disclosed, as a routine use, to a contractor of the Agency having need for the information in order to perform a contract. Recipients of information shall be required to comply with the requirements of the Privacy Act of 1974, as amended, pursuant to 5 U.S.C. 552a(m).

5. A record related to an International Application filed under the Patent Cooperation Treaty in this system of records may be disclosed, as a routine use, to the International Bureau of the World Intellectual Property Organization, pursuant to the Patent Cooperation Treaty.

6. A record in this system of records may be disclosed, as a routine use, to another federal agency for purposes of National Security review (35 U.S.C. 181) and for review pursuant to the Atomic Energy Act (42 U.S.C. 218(c)).

7. A record from this system of records may be disclosed, as a routine use, to the Administrator, General Services, or his/her designee, during an inspection of records conducted by GSA as part of that agency's responsibility to recommend improvements in records management practices and programs, under authority of 44 U.S.C. 2904 and 2906. Such disclosure shall be made in accordance with the GSA regulations governing inspection of records for this purpose, and any other relevant (i.e., GSA or Commerce) directive. Such disclosure shall not be used to make determinations about individuals.

8. A record from this system of records may be disclosed, as a routine use, to the public after either publication of the application pursuant to 35 U.S.C. 122(b) or issuance of a patent pursuant to 35 U.S.C. 151. Further, a record may be disclosed, subject to the limitations of 37 CFR 1.14, as a routine use, to the public if the record was filed in an application which became abandoned or in which the proceedings were terminated and which application is referenced by either a published application, an application open to public inspections or an issued patent.

9. A record from this system of records may be disclosed, as a routine use, to a Federal, State, or local law enforcement agency, if the USPTO becomes aware of a violation or potential violation of law or regulation.

ALL REFERENCES CONSIDERED EXCEPT WHERE LINED THROUGH. /D.H/

Doc code: IDS
Doc description: Information Disclosure Statement (IDS) Filed

PTO/SB/08a (02-18)
Approved for use through 11/30/2020. OMB 0651-0031
U.S. Patent and Trademark Office; U.S. DEPARTMENT OF COMMERCE
Under the Paperwork Reduction Act of 1995, no persons are required to respond to a collection of information unless it contains a valid OMB control number.

INFORMATION DISCLOSURE STATEMENT BY APPLICANT

(Not for submission under 37 CFR 1.99)

Application Number	
Filing Date	
First Named Inventor	Carles PUENTE BALIARDA
Art Unit	
Examiner Name	
Attorney Docket Number	0690.0023CN5

U.S.PATENTS Remove

Examiner Initial*	Cite No	Patent Number	Kind Code[1]	Issue Date	Name of Patentee or Applicant of cited Document	Pages,Columns,Lines where Relevant Passages or Relevant Figures Appear
	1					

If you wish to add additional U.S. Patent citation information please click the Add button. Add

U.S.PATENT APPLICATION PUBLICATIONS Remove

Examiner Initial*	Cite No	Publication Number	Kind Code[1]	Publication Date	Name of Patentee or Applicant of cited Document	Pages,Columns,Lines where Relevant Passages or Relevant Figures Appear
	1					

If you wish to add additional U.S. Published Application citation information please click the Add button. Add

FOREIGN PATENT DOCUMENTS Remove

Examiner Initial*	Cite No	Foreign Document Number[3]	Country Code[2] i	Kind Code[4]	Publication Date	Name of Patentee or Applicant of cited Document	Pages,Columns,Lines where Relevant Passages or Relevant Figures Appear	T[5]
	1							

If you wish to add additional Foreign Patent Document citation information please click the Add button Add

NON-PATENT LITERATURE DOCUMENTS Remove

Examiner Initials*	Cite No	Include name of the author (in CAPITAL LETTERS), title of the article (when appropriate), title of the item (book, magazine, journal, serial, symposium, catalog, etc), date, pages(s), volume-issue number(s), publisher, city and/or country where published.	T[5]

ALL REFERENCES CONSIDERED EXCEPT WHERE LINED THROUGH. /D.H/

INFORMATION DISCLOSURE STATEMENT BY APPLICANT (Not for submission under 37 CFR 1.99)		
	Application Number	
	Filing Date	
	First Named Inventor	Carles PUENTE BALIARDA
	Art Unit	
	Examiner Name	
	Attorney Docket Number	0690.0023CN5

	1	Verdura, O., Miniature fractal antenna : Antena fractal miniatura, Universitat Politecnica de Catalunya (UPC), 19970901	
	2	Virga , K. L., Low-profile enhanced-bandwidth PIFA antennas for wireless communications packaging, Microwave Theory and Techniques, IEEE Transactions on, 19971010, Vol.45	
	3	Volgov , V. A., Parts and units of radio electronic equipment, Energiya, 19670101	
	4	Walker , G. J. et al, Fractal volume antennas, Electronics Letters, 19980806	
	5	Wall , H. ; Davies , H. W., Communications antennas for mercury space capsule, USAF Antenna Research and Development Program, 11th , 1961. Symposium on the, 19611016	
	6	Walsh , J.J. ; Watterson , J., Fractal analysis of fracture patterns using the standard box-counting technique: valid and invalid methodologies, Journal of Structure Geology, 19930310, Vol.15	
	7	Wang , C. J. et al, Compact microstrip meander antenna, Microwave and Optical Technology Letters, 19900920	
	8	Wang , H. Y. ; Lancaster , M. J., Aperture-coupled thin-film superconducting meander antennas, Antennas and Propagation, IEEE Transactions on, 19990501	
	9	Watanabe , T. ; Furutani , K. ; Nakajima , N. et al, Antenna switch duplexer for dualband phone (GSM / DCS) using LTCC multilayer technology, Microwave Symposium Digest (MTT-S), 1999. IEEE International, 19990619	
	10	Waterhouse , R. B., Small microstrip patch antenna, Electronics Letters, 19950413, Pag.604-605	
	11	Waterhouse , R. B., Small printed antenna easily integrated into a mobile handset terminal, Electronics Letters, 19980820	

ALL REFERENCES CONSIDERED EXCEPT WHERE LINED THROUGH. /D.H/

INFORMATION DISCLOSURE STATEMENT BY APPLICANT (Not for submission under 37 CFR 1.99)		
	Application Number	
	Filing Date	
	First Named Inventor	Carles PUENTE BALIARDA
	Art Unit	
	Examiner Name	
	Attorney Docket Number	0690.0023CN5

	12	Waterhouse , R. B., Small printed antennas with low cross-polarised fields, Electronics Letters, 19970717	
	13	Waterhouse , R. B. ; Kokotoff , D. M. ; Zavosh , F., Investigation of small printed antennas suitable for mobile communication handsets, Antennas and Propagation Society (APS), 1998. IEEE International Symposium, 19980621	
	14	Waterhouse , R. B. ; Targonski , S. D. ; Kokotoff , D. M., Design and performance of small printed antennas, Antennas and Propagation, IEEE Transactions on, 19981101	
	15	Watson , T. ; Friesser , J., A phase shift direction finding technique, USAF Antenna Research and Development Program, 7th , 1957. Symposium on the, 19571021	
	16	Weeks , W. L., Antenna engineering, McGraw-Hill Book Company, 19680101, Pag.167 - 180	
	17	Weeks , W. L., Eletromagnetic theory for engineering applications, John Wiley & Sons, 19640101, Pag.46 - 50	
	18	Wegner , D. E., B-70 antenna system, USAF Antenna Research and Development Program, 13th , 1963. Symposium on the, 19631014	
	19	Wei , G. ; Tang , J., Study of minimum box-counting method for image fractal dimension estimation, Electricity Distribution (CICED), 2008. China International Conference on, 20081210	
	20	Weinstein , S. et al., Multi-user wireless access to a digital cable system, Wireless Communications and Networking (WCNC), 2004. IEEE Conference on, 20040321, Vol.1	
	21	Werner , D. H and Mittra , R., Frontiers in electromagnetics, IEEE Press, 20000101, Pag.5-7	
	22	Werner , D. H., Frequency independent features of self-similar fractal antennas, Radio Science, 19961101	

ALL REFERENCES CONSIDERED EXCEPT WHERE LINED THROUGH. /D.H/

INFORMATION DISCLOSURE STATEMENT BY APPLICANT (Not for submission under 37 CFR 1.99)		
	Application Number	
	Filing Date	
	First Named Inventor	Carles PUENTE BALIARDA
	Art Unit	
	Examiner Name	
	Attorney Docket Number	0690.0023CN5

	23	Werner , D. H., Radiation characteristics of thin-wire ternary fractal trees, Electronics Letters, 19990415	
	24	West , B.H. et al., The Prentice-Hall Encyclopedia of Mathematics (1982), Prentice-Hall, 19820101, Pag. 404-405	
	25	Wheeler , H. A., Fundamental limitations of small antennas, Proceedings of the IRE, 19470101	
	26	Wheeler , H. A., Antenna engineering handbook - Chapter 6 - Small antennas, Johnson , R. C. - McGraw-Hill, 19930101	
	27	Wheeler , H. A., Small antennas, USAF Antenna Research and Development Program, 23th , 1973. Symposium on the, 19731010	
	28	Wheeler , H. A., Small antennas, Antennas and Propagation, IEEE Transactions on, 19750701, Vol.23	
	29	Wheeler , H. A., The radiansphere around a small antenna, Proceedings of the IRE, 19590801	
	30	Wikka , K., Letter to FCC that will authorize the appointment of MORTON FLOM Eng and/or FLOMASSOCIATES INC to act as their Agent in all FCC matters, Nokia Mobile Phones, 19990805	
	31	Williams , T. et al, Dual band meander antenna for wireless telephones, Microwave and Optical Technology Letters, 20000120	
	32	Wong , K. L., Modified planar inverted F antenna, Electronics Letters, 19980108	
	33	Wong , K. L., Surface-mountable EMC monopole chip antenna for WLAN operation, Antennas and Propagation, IEEE Transactions on, 20060401, Vol.54, No.4	

ALL REFERENCES CONSIDERED EXCEPT WHERE LINED THROUGH. /D.H/

INFORMATION DISCLOSURE STATEMENT BY APPLICANT (Not for submission under 37 CFR 1.99)		
	Application Number	
	Filing Date	
	First Named Inventor	Carles PUENTE BALIARDA
	Art Unit	
	Examiner Name	
	Attorney Docket Number	0690.0023CN5

	34	Wong , K. L. ; Kuo , J. S. ; Fang , S. T. et al, Broadband microstrip antennas with integrated reactive loading, Microwave Conference (APMC), 1999. Asia Pacific, 19991203	
	35	Wong , K. L. ; Sze , J. Y., Dual-frequency slotted rectangular microstrip antenna, Electronics Letters, 19980709	
	36	Wong , S., An improved microstrip Sierpinski carpet antenna, Microwave Conference (APMC), 2001. Asia-Pacific, 20010101	
	37	Wu , C. S. et al., Personal mobile multimedia communications in a wireless WAN environment, Multimedia Signal Processing, 1st , 1997. IEEE Workshop on, 19970623	
	38	Yew-Siow , R., Dipole configurations with strongly improved radiation efficiency for hand-held transceivers, Antennas and Propagation, IEEE Transactions on, 19980701, Vol.46, No.6	
	39	Yoon , H., Internal antenna for multiband mobile handset applications, Antennas and Propagation Society (APS), 2005 IEEE International Symposium, 20050703	
	40	Zhang , D. ; Liang , G. C. ; Shih , C. F., Narrowband lumped element microstrip filters using capacitively loaded inductors, Microwave Symposium Digest (MTT-S), 1995. IEEE International, 19950516, Pag.379-382	
	41	Zhang , H., Adaptive content delivery on mobile internet across multiple form factors, Multimedia Conference, 10th. 2004. Conference, 20040101	
	42	Infringement Chart - Blackberry 8100. Patent: 7148850, Fractus, 20091105	
	43	Infringement Chart - Blackberry 8100. Patent: 7202822, Fractus, 20091105	
	44	Infringement Chart - Blackberry 8110. Patent: 7148850, Fractus, 20091105	

ALL REFERENCES CONSIDERED EXCEPT WHERE LINED THROUGH. /D.H/

INFORMATION DISCLOSURE STATEMENT BY APPLICANT (Not for submission under 37 CFR 1.99)		
	Application Number	
	Filing Date	
	First Named Inventor	Carles PUENTE BALIARDA
	Art Unit	
	Examiner Name	
	Attorney Docket Number	0690.0023CN5

	45	Infringement Chart - Blackberry 8110. Patent: 7202822, Fractus, 20091105	
	46	Infringement Chart - Blackberry 8120. Patent: 7148850, Fractus, 20091105	
	47	Infringement Chart - Blackberry 8120. Patent: 7202822, Fractus, 20091105	
	48	Infringement Chart - Blackberry 8130. Patent: 7148850, Fractus, 20091105	
	49	Infringement Chart - Blackberry 8130. Patent: 7202822, Fractus, 20091105	
	50	Infringement Chart - Blackberry 8220. Patent: 7148850, Fractus, 20091105	

If you wish to add additional non-patent literature document citation information please click the Add button Add

EXAMINER SIGNATURE

Examiner Signature	/DUNG HONG/	Date Considered	03/08/2022

*EXAMINER: Initial if reference considered, whether or not citation is in conformance with MPEP 609. Draw line through a citation if not in conformance and not considered. Include copy of this form with next communication to applicant.

[1] See Kind Codes of USPTO Patent Documents at www.USPTO.GOV or MPEP 901.04. [2] Enter office that issued the document, by the two-letter code (WIPO Standard ST.3). [3] For Japanese patent documents, the indication of the year of the reign of the Emperor must precede the serial number of the patent document. [4] Kind of document by the appropriate symbols as indicated on the document under WIPO Standard ST.16 if possible. [5] Applicant is to place a check mark here if English language translation is attached.

ALL REFERENCES CONSIDERED EXCEPT WHERE LINED THROUGH. /D.H/

INFORMATION DISCLOSURE STATEMENT BY APPLICANT (Not for submission under 37 CFR 1.99)		
	Application Number	
	Filing Date	
	First Named Inventor	Carles PUENTE BALIARDA
	Art Unit	
	Examiner Name	
	Attorney Docket Number	0690.0023CN5

CERTIFICATION STATEMENT

Please see 37 CFR 1.97 and 1.98 to make the appropriate selection(s):

That each item of information contained in the information disclosure statement was first cited in any communication from a foreign patent office in a counterpart foreign application not more than three months prior to the filing of the information disclosure statement. See 37 CFR 1.97(e)(1).

OR

☐ That no item of information contained in the information disclosure statement was cited in a communication from a foreign patent office in a counterpart foreign application, and, to the knowledge of the person signing the certification after making reasonable inquiry, no item of information contained in the information disclosure statement was known to any individual designated in 37 CFR 1.56(c) more than three months prior to the filing of the information disclosure statement. See 37 CFR 1.97(e)(2).

See attached certification statement.

The fee set forth in 37 CFR 1.17 (p) has been submitted herewith.

☒ A certification statement is not submitted herewith.

SIGNATURE

A signature of the applicant or representative is required in accordance with CFR 1.33, 10.18. Please see CFR 1.4(d) for the form of the signature.

Signature	/Patrick J. Finnan/	Date (YYYY-MM-DD)	2021-04-30
Name/Print	Patrick J. Finnan	Registration Number	39189

This collection of information is required by 37 CFR 1.97 and 1.98. The information is required to obtain or retain a benefit by the public which is to file (and by the USPTO to process) an application. Confidentiality is governed by 35 U.S.C. 122 and 37 CFR 1.14. This collection is estimated to take 1 hour to complete, including gathering, preparing and submitting the completed application form to the USPTO. Time will vary depending upon the individual case. Any comments on the amount of time you require to complete this form and/or suggestions for reducing this burden, should be sent to the Chief Information Officer, U.S. Patent and Trademark Office, U.S. Department of Commerce, P.O. Box 1450, Alexandria, VA 22313-1450. DO NOT SEND FEES OR COMPLETED FORMS TO THIS ADDRESS. **SEND TO: Commissioner for Patents, P.O. Box 1450, Alexandria, VA 22313-1450.**

ALL REFERENCES CONSIDERED EXCEPT WHERE LINED THROUGH. /D.H/

Privacy Act Statement

The Privacy Act of 1974 (P.L. 93-579) requires that you be given certain information in connection with your submission of the attached form related to a patent application or patent. Accordingly, pursuant to the requirements of the Act, please be advised that: (1) the general authority for the collection of this information is 35 U.S.C. 2(b)(2); (2) furnishing of the information solicited is voluntary; and (3) the principal purpose for which the information is used by the U.S. Patent and Trademark Office is to process and/or examine your submission related to a patent application or patent. If you do not furnish the requested information, the U.S. Patent and Trademark Office may not be able to process and/or examine your submission, which may result in termination of proceedings or abandonment of the application or expiration of the patent.

The information provided by you in this form will be subject to the following routine uses:

1. The information on this form will be treated confidentially to the extent allowed under the Freedom of Information Act (5 U.S.C. 552) and the Privacy Act (5 U.S.C. 552a). Records from this system of records may be disclosed to the Department of Justice to determine whether the Freedom of Information Act requires disclosure of these record s.

2. A record from this system of records may be disclosed, as a routine use, in the course of presenting evidence to a court, magistrate, or administrative tribunal, including disclosures to opposing counsel in the course of settlement negotiations.

3. A record in this system of records may be disclosed, as a routine use, to a Member of Congress submitting a request involving an individual, to whom the record pertains, when the individual has requested assistance from the Member with respect to the subject matter of the record.

4. A record in this system of records may be disclosed, as a routine use, to a contractor of the Agency having need for the information in order to perform a contract. Recipients of information shall be required to comply with the requirements of the Privacy Act of 1974, as amended, pursuant to 5 U.S.C. 552a(m).

5. A record related to an International Application filed under the Patent Cooperation Treaty in this system of records may be disclosed, as a routine use, to the International Bureau of the World Intellectual Property Organization, pursuant to the Patent Cooperation Treaty.

6. A record in this system of records may be disclosed, as a routine use, to another federal agency for purposes of National Security review (35 U.S.C. 181) and for review pursuant to the Atomic Energy Act (42 U.S.C. 218(c)).

7. A record from this system of records may be disclosed, as a routine use, to the Administrator, General Services, or his/her designee, during an inspection of records conducted by GSA as part of that agency's responsibility to recommend improvements in records management practices and programs, under authority of 44 U.S.C. 2904 and 2906. Such disclosure shall be made in accordance with the GSA regulations governing inspection of records for this purpose, and any other relevant (i.e., GSA or Commerce) directive. Such disclosure shall not be used to make determinations about individuals.

8. A record from this system of records may be disclosed, as a routine use, to the public after either publication of the application pursuant to 35 U.S.C. 122(b) or issuance of a patent pursuant to 35 U.S.C. 151. Further, a record may be disclosed, subject to the limitations of 37 CFR 1.14, as a routine use, to the public if the record was filed in an application which became abandoned or in which the proceedings were terminated and which application is referenced by either a published application, an application open to public inspections or an issued patent.

9. A record from this system of records may be disclosed, as a routine use, to a Federal, State, or local law enforcement agency, if the USPTO becomes aware of a violation or potential violation of law or regulation.

ALL REFERENCES CONSIDERED EXCEPT WHERE LINED THROUGH. /D.H/

Doc code: IDS
Doc description: Information Disclosure Statement (IDS) Filed

PTO/SB/08a (02-18)
Approved for use through 11/30/2020. OMB 0651-0031
U.S. Patent and Trademark Office; U.S. DEPARTMENT OF COMMERCE
Under the Paperwork Reduction Act of 1995, no persons are required to respond to a collection of information unless it contains a valid OMB control number.

INFORMATION DISCLOSURE STATEMENT BY APPLICANT

(Not for submission under 37 CFR 1.99)

Application Number	
Filing Date	
First Named Inventor	Carles PUENTE BALIARDA
Art Unit	
Examiner Name	
Attorney Docket Number	0690.0023CN5

U.S.PATENTS Remove

Examiner Initial*	Cite No	Patent Number	Kind Code[1]	Issue Date	Name of Patentee or Applicant of cited Document	Pages,Columns,Lines where Relevant Passages or Relevant Figures Appear
	1					

If you wish to add additional U.S. Patent citation information please click the Add button. Add

U.S.PATENT APPLICATION PUBLICATIONS Remove

Examiner Initial*	Cite No	Publication Number	Kind Code[1]	Publication Date	Name of Patentee or Applicant of cited Document	Pages,Columns,Lines where Relevant Passages or Relevant Figures Appear
	1					

If you wish to add additional U.S. Published Application citation information please click the Add button. Add

FOREIGN PATENT DOCUMENTS Remove

Examiner Initial*	Cite No	Foreign Document Number[3]	Country Code[2] i	Kind Code[4]	Publication Date	Name of Patentee or Applicant of cited Document	Pages,Columns,Lines where Relevant Passages or Relevant Figures Appear	T[5]
	1							

If you wish to add additional Foreign Patent Document citation information please click the Add button Add

NON-PATENT LITERATURE DOCUMENTS Remove

Examiner Initials*	Cite No	Include name of the author (in CAPITAL LETTERS), title of the article (when appropriate), title of the item (book, magazine, journal, serial, symposium, catalog, etc), date, pages(s), volume-issue number(s), publisher, city and/or country where published.	T[5]

ALL REFERENCES CONSIDERED EXCEPT WHERE LINED THROUGH. /D.H/

INFORMATION DISCLOSURE STATEMENT BY APPLICANT (Not for submission under 37 CFR 1.99)		
	Application Number	
	Filing Date	
	First Named Inventor	Carles PUENTE BALIARDA
	Art Unit	
	Examiner Name	
	Attorney Docket Number	0690.0023CN5

	1	US13/020034 - Communication to examiner and preliminary amendment, Howison & Arnott, 20120724	
	2	US13/020034 - Notice of allowance dated April 23, 2012, USPTO, 20120423	
	3	US13/020034 - Notice of allowance dated January 15, 2013, USPTO, 20130115	
	4	US13/020034 - Notice of allowance dated on April 03, 2013, USPTO, 20130403	
	5	US13/020034 - Office Action dated on November 8, 2011, USPTO, 20111108	
	6	US13/038883 - Amendment and response to office action dated December 1, 2011, Howison & Arnott, 20120403	
	7	US13/038883 - Amendment and response to office action dated on July 2, 2013, Howison and Arnott, 20130725	
	8	US13/038883 - Amendment to the claims and RCE, Howison & Arnott, 20130607	
	9	US13/038883 - Communication to examiner and preliminary amendment, Howison & Arnott, 20120810	
	10	US13/038883 - Notice of allowance dated April 30, 2012, USPTO, 20120430	
	11	US13/038883 - Notice of allowance dated August 6, 2013, USPTO, 20130806	

ALL REFERENCES CONSIDERED EXCEPT WHERE LINED THROUGH. /D.H/

INFORMATION DISCLOSURE STATEMENT BY APPLICANT (Not for submission under 37 CFR 1.99)		
	Application Number	
	Filing Date	
	First Named Inventor	Carles PUENTE BALIARDA
	Art Unit	
	Examiner Name	
	Attorney Docket Number	0690.0023CN5

	12	US13/038883 - Notice of Allowance dated on April 2, 2013, USPTO, 20130402	
	13	US13/038883 - Office action dated on December 1, 2011, USPTO, 20111201	
	14	US13/038883 - Office action dated on July 2, 2013, USPTO, 20130702	
	15	US13/044207 - Amendment and response to office action dated on December 5, 2011, Howison & Arnott, 20120403	
	16	US13/044207 - Amendment and response to office action dated on July 2, 2013, Howison and Arnott, 20130725	
	17	US13/044207 - Amendment to the claims and RCE, Howison & Arnott, 20130607	
	18	US13/044207 - Communication to examiner and preliminary amendment, Howison & Arnott, 20120814	
	19	US13/044207 - Notice of allowance dated August 5, 2013, USPTO, 20130805	
	20	US13/044207 - Notice of allowance dated May 01, 2012, USPTO, 20120501	
	21	US13/044207 - Notice of Allowance dated on April 2, 2013, USPTO, 20130402	
	22	US13/044207 - Office action dated on December 5, 2011, USPTO, 20111205	

ALL REFERENCES CONSIDERED EXCEPT WHERE LINED THROUGH. /D.H/

INFORMATION DISCLOSURE STATEMENT BY APPLICANT (Not for submission under 37 CFR 1.99)		
	Application Number	
	Filing Date	
	First Named Inventor	Carles PUENTE BALIARDA
	Art Unit	
	Examiner Name	
	Attorney Docket Number	0690.0023CN5

	23	US13/044207 - Office action dated on July 2, 2013, USPTO, 20130702	
	24	US95/000592 - Request for inter partes reexamination for US patent 7202822 including exhibits from CC1 to CC6, Kyocera, 20101116	
	25	US95/000593 - Request for inter partes reexamination for US patent 7148850 including exhibits from CC1 to CC7, Kyocera, 20101116	
	26	US95/000598 - Request for inter partes reexamination for US patent 7148850 including exhibits from C1 to F3, HTC, 20101203	
	27	US95/000610 - Request for inter partes reexamination of US patent no. 7202822 including exhibits C1-I5, HTC, 20101214	
	28	US95/001389 - Office Action for the US patent 7123208 dated on August 12, 2010, USPTO, 20100812	
	29	US95/001390 - Office Action for the US patent 7015868 dated August 19, 2010, USPTO, 20100819	
	30	US95/001390 - Response to the Office Action for the US patent 7015868 dated on August 19, 2010, Sterne Kessler Goldstein Fox, 20101119	
	31	US95/001413 - Request for inter partes reexamination for US patent 7148850 including claim charts from CC-A to CC-F, Samsung, 20100804	
	32	US95/001413 - Request for inter partes reexamination for US patent 7148850. CC-F: Claim Chart Comparing Claims 1, 4, 6, 16, 17, 19, 21, 22, 24-26, 29, 35, 38, 40, 45-48, 51, 53, 57, 58, 61, 65, 66, 69, and 70 to US patent 5363114 Shoemaker, Samsung, 20100801	
	33	US95/001413 - Request for inter partes reexamination for US patent no 7148850. CC-A: Claim Chart Comparing Claims 1, 4, 6, 17, 19, 21, 22, 24-26, 29, 35, 38, 40, 45-48, 51, 53, 58, 61, 65, 66, 69, and 70 to US patent 6140975 Cohen, Samsung, 20100801	

ALL REFERENCES CONSIDERED EXCEPT WHERE LINED THROUGH. /D.H/

INFORMATION DISCLOSURE STATEMENT BY APPLICANT (Not for submission under 37 CFR 1.99)		
	Application Number	
	Filing Date	
	First Named Inventor	Carles PUENTE BALIARDA
	Art Unit	
	Examiner Name	
	Attorney Docket Number	0690.0023CN5

	34	US95/001413 - Request for inter partes reexamination for US patent no 7148850. CC-B: Claim Chart Comparing Claims 1, 4, 6, 16, 17, 19, 21, 22, 24-26, 29, 35, 38, 40, 45-48, 51, 53, 57, 58, 61, 65, 66, 69 and 70 to US patent 6140975 Cohen, Samsung, 20100801	
	35	US95/001413 - Request for inter partes reexamination for US patent no 7148850. CC-C: Claim Chart Comparing Claims 1, 4, 6, 17, 19, 21, 22, 24-26, 29, 35, 38, 40, 45-48, 53, 58, 61, 65, 66, and 69 to US patent 6140975 Cohen, Samsung, 20100801	
	36	US95/001413 - Request for inter partes reexamination for US patent no 7148850. CC-D: Claim Chart Comparing Claims 1, 4, 6, 16, 17, 19, 21, 22, 24-26, 29, 35, 38, 40, 45-48, 51, 53, 57, 58, 61, 65, 66, and 69 to US patent 6140975 Cohen, Samsung, 20100801	
	37	US95/001413 - Request for inter partes reexamination for US patent no 7148850. CC-E: Claim Chart Comparing Claims 1, 4, 6, 16-17, 19, 21, 22, 24-26, 29, 35, 38, 40, 45-48, 51, 53, 57, 58, 61, 65, 66, 69 and 70 to patent EP0590671B1 Sekine, Samsung, 20100801	
	38	US95/001413 - US95/000593 - Action Closing Prosecution dated on April 20, 2012 for US patent 7148850, USPTO, 20120420	
	39	US95/001413 - US95/000593 - Action closing prosecution dated on July 27, 2012 for US patent 7148850, USPTO, 20120727	
	40	US95/001413 - US95/000593 - Inter partes reexamination certificate for US patent 7148850, USPTO, 20130606	
	41	US95/001413 - US95/000593 - Patent owner amendment in response to the Right of Appeal Notice mailed December 13, 2012 for US patent 7148850, Edell , Shapiro & Finnan, LLC, 20130313	
	42	US95/001413 - US95/000593 - Right of appeal notice for the US7148850, USPTO, 20121213	
	43	US95/001413 - US95/000593 - Third party requester's comments to patent owner's response of October 31, 2011 for US patent 7148850, Samsung - Kyocera, 20120323	
	44	US95/001413 - US95/000593 - US95/000598- Third party requester's comments to patent owner's reply dated on April 11, 2011 for US patent 7148850, Samsung - Kyocera - HTC, 20110502	

ALL REFERENCES CONSIDERED EXCEPT WHERE LINED THROUGH. /D.H/

INFORMATION DISCLOSURE STATEMENT BY APPLICANT (Not for submission under 37 CFR 1.99)		
	Application Number	
	Filing Date	
	First Named Inventor	Carles PUENTE BALIARDA
	Art Unit	
	Examiner Name	
	Attorney Docket Number	0690.0023CN5

	45	US95/001413 - US95/000593 - US95/000598- Third party requester's comments to patent owner's reply dated on January 10, 2011 for US patent 7148850, Samsung - Kyocera - HTC, 20110209	
	46	US95/001413 - US95/000593 - US95/000598 - Corrected Patent Owner´s Response to First Office Action of October 8, 2010 of US patent no. 7148850, Sterne Kessler Goldstein Fox, 20110411	
	47	US95/001413 - US95/000593 - US95/000598 - Corrected Patent Owner´s Response to First Office Action of October 8, 2010 of US patent no. 7148850 - Exhibit 1, Sterne Kessler Goldstein Fox, 20110411	
	48	US95/001413 - US95/000593 - US95/000598 - Decision Sua Sponte to merge reexamination proceedings of US patent 7148850, USPTO, 20110608	
	49	US95/001413 - US95/000593 - US95/000598 - Office action for the US patent 7148850 dated on October 8, 2010, USPTO, 20101008	
	50	US95/001413 - US95/000593 - US95/000598 - Office Action of US patent 7148850 dated July 29, 2011, USPTO, 20110729	

If you wish to add additional non-patent literature document citation information please click the Add button Add

EXAMINER SIGNATURE

Examiner Signature	/DUNG HONG/	Date Considered	03/08/2022

*EXAMINER: Initial if reference considered, whether or not citation is in conformance with MPEP 609. Draw line through a citation if not in conformance and not considered. Include copy of this form with next communication to applicant.

[1] See Kind Codes of USPTO Patent Documents at www.USPTO.GOV or MPEP 901.04. [2] Enter office that issued the document, by the two-letter code (WIPO Standard ST.3). [3] For Japanese patent documents, the indication of the year of the reign of the Emperor must precede the serial number of the patent document. [4] Kind of document by the appropriate symbols as indicated on the document under WIPO Standard ST.16 if possible. [5] Applicant is to place a check mark here if English language translation is attached.

ALL REFERENCES CONSIDERED EXCEPT WHERE LINED THROUGH. /D.H/

INFORMATION DISCLOSURE STATEMENT BY APPLICANT (Not for submission under 37 CFR 1.99)		
	Application Number	
	Filing Date	
	First Named Inventor	Carles PUENTE BALIARDA
	Art Unit	
	Examiner Name	
	Attorney Docket Number	0690.0023CN5

CERTIFICATION STATEMENT

Please see 37 CFR 1.97 and 1.98 to make the appropriate selection(s):

That each item of information contained in the information disclosure statement was first cited in any communication from a foreign patent office in a counterpart foreign application not more than three months prior to the filing of the information disclosure statement. See 37 CFR 1.97(e)(1).

OR

☐ That no item of information contained in the information disclosure statement was cited in a communication from a foreign patent office in a counterpart foreign application, and, to the knowledge of the person signing the certification after making reasonable inquiry, no item of information contained in the information disclosure statement was known to any individual designated in 37 CFR 1.56(c) more than three months prior to the filing of the information disclosure statement. See 37 CFR 1.97(e)(2).

See attached certification statement.

The fee set forth in 37 CFR 1.17 (p) has been submitted herewith.

☒ A certification statement is not submitted herewith.

SIGNATURE

A signature of the applicant or representative is required in accordance with CFR 1.33, 10.18. Please see CFR 1.4(d) for the form of the signature.

Signature	/Patrick J. Finnan/	Date (YYYY-MM-DD)	2021-04-30
Name/Print	Patrick J. Finnan	Registration Number	39189

This collection of information is required by 37 CFR 1.97 and 1.98. The information is required to obtain or retain a benefit by the public which is to file (and by the USPTO to process) an application. Confidentiality is governed by 35 U.S.C. 122 and 37 CFR 1.14. This collection is estimated to take 1 hour to complete, including gathering, preparing and submitting the completed application form to the USPTO. Time will vary depending upon the individual case. Any comments on the amount of time you require to complete this form and/or suggestions for reducing this burden, should be sent to the Chief Information Officer, U.S. Patent and Trademark Office, U.S. Department of Commerce, P.O. Box 1450, Alexandria, VA 22313-1450. DO NOT SEND FEES OR COMPLETED FORMS TO THIS ADDRESS. **SEND TO: Commissioner for Patents, P.O. Box 1450, Alexandria, VA 22313-1450.**

ALL REFERENCES CONSIDERED EXCEPT WHERE LINED THROUGH. /D.H/

Privacy Act Statement

The Privacy Act of 1974 (P.L. 93-579) requires that you be given certain information in connection with your submission of the attached form related to a patent application or patent. Accordingly, pursuant to the requirements of the Act, please be advised that: (1) the general authority for the collection of this information is 35 U.S.C. 2(b)(2); (2) furnishing of the information solicited is voluntary; and (3) the principal purpose for which the information is used by the U.S. Patent and Trademark Office is to process and/or examine your submission related to a patent application or patent. If you do not furnish the requested information, the U.S. Patent and Trademark Office may not be able to process and/or examine your submission, which may result in termination of proceedings or abandonment of the application or expiration of the patent.

The information provided by you in this form will be subject to the following routine uses:

1. The information on this form will be treated confidentially to the extent allowed under the Freedom of Information Act (5 U.S.C. 552) and the Privacy Act (5 U.S.C. 552a). Records from this system of records may be disclosed to the Department of Justice to determine whether the Freedom of Information Act requires disclosure of these record s.

2. A record from this system of records may be disclosed, as a routine use, in the course of presenting evidence to a court, magistrate, or administrative tribunal, including disclosures to opposing counsel in the course of settlement negotiations.

3. A record in this system of records may be disclosed, as a routine use, to a Member of Congress submitting a request involving an individual, to whom the record pertains, when the individual has requested assistance from the Member with respect to the subject matter of the record.

4. A record in this system of records may be disclosed, as a routine use, to a contractor of the Agency having need for the information in order to perform a contract. Recipients of information shall be required to comply with the requirements of the Privacy Act of 1974, as amended, pursuant to 5 U.S.C. 552a(m).

5. A record related to an International Application filed under the Patent Cooperation Treaty in this system of records may be disclosed, as a routine use, to the International Bureau of the World Intellectual Property Organization, pursuant to the Patent Cooperation Treaty.

6. A record in this system of records may be disclosed, as a routine use, to another federal agency for purposes of National Security review (35 U.S.C. 181) and for review pursuant to the Atomic Energy Act (42 U.S.C. 218(c)).

7. A record from this system of records may be disclosed, as a routine use, to the Administrator, General Services, or his/her designee, during an inspection of records conducted by GSA as part of that agency's responsibility to recommend improvements in records management practices and programs, under authority of 44 U.S.C. 2904 and 2906. Such disclosure shall be made in accordance with the GSA regulations governing inspection of records for this purpose, and any other relevant (i.e., GSA or Commerce) directive. Such disclosure shall not be used to make determinations about individuals.

8. A record from this system of records may be disclosed, as a routine use, to the public after either publication of the application pursuant to 35 U.S.C. 122(b) or issuance of a patent pursuant to 35 U.S.C. 151. Further, a record may be disclosed, subject to the limitations of 37 CFR 1.14, as a routine use, to the public if the record was filed in an application which became abandoned or in which the proceedings were terminated and which application is referenced by either a published application, an application open to public inspections or an issued patent.

9. A record from this system of records may be disclosed, as a routine use, to a Federal, State, or local law enforcement agency, if the USPTO becomes aware of a violation or potential violation of law or regulation.

ALL REFERENCES CONSIDERED EXCEPT WHERE LINED THROUGH. /D.H/

Doc code: IDS
Doc description: Information Disclosure Statement (IDS) Filed

PTO/SB/08a (02-18)
Approved for use through 11/30/2020. OMB 0651-0031
U.S. Patent and Trademark Office; U.S. DEPARTMENT OF COMMERCE
Under the Paperwork Reduction Act of 1995, no persons are required to respond to a collection of information unless it contains a valid OMB control number.

INFORMATION DISCLOSURE STATEMENT BY APPLICANT
(Not for submission under 37 CFR 1.99)

Application Number	
Filing Date	
First Named Inventor	Carles PUENTE BALIARDA
Art Unit	
Examiner Name	
Attorney Docket Number	0690.0023CN5

U.S.PATENTS Remove

Examiner Initial*	Cite No	Patent Number	Kind Code[1]	Issue Date	Name of Patentee or Applicant of cited Document	Pages,Columns,Lines where Relevant Passages or Relevant Figures Appear
	1	5200756		1993-04-06	FELLER	
	2	5212742		1993-05-18	NORMILE	
	3	5214434		1993-05-25	HSU	
	4	5218370		1993-06-08	BLAESE	
	5	5227804		1993-07-13	ODA	
	6	5227808		1993-07-13	DAVIS	
	7	5245350		1993-09-14	SROKA	
	8	5248988		1993-09-28	MAKINO	

ALL REFERENCES CONSIDERED EXCEPT WHERE LINED THROUGH. /D.H/

INFORMATION DISCLOSURE STATEMENT BY APPLICANT (Not for submission under 37 CFR 1.99)		
	Application Number	
	Filing Date	
	First Named Inventor	Carles PUENTE BALIARDA
	Art Unit	
	Examiner Name	
	Attorney Docket Number	0690.0023CN5

	9	5255002		1993-10-19	DAY	
	10	5257032		1993-10-26	DIAMOND	
	11	5307075		1994-04-26	HUYNH	
	12	5337063		1994-08-09	TAKAHIRA	
	13	5337065		1994-08-09	BONNET	
	14	5347291		1994-09-13	MOORE	
	15	5355144		1994-10-11	WALTON	
	16	5355318		1994-10-11	DIONNET	
	17	5363114		1994-11-08	SHOEMAKER	
	18	5373300		1994-12-13	JENNESS	
	19	5402134		1995-03-28	MILLER	

ALL REFERENCES CONSIDERED EXCEPT WHERE LINED THROUGH. /D.H/

INFORMATION DISCLOSURE STATEMENT BY APPLICANT (Not for submission under 37 CFR 1.99)		
	Application Number	
	Filing Date	
	First Named Inventor	Carles PUENTE BALIARDA
	Art Unit	
	Examiner Name	
	Attorney Docket Number	0690.0023CN5

	20	5410322		1995-04-25	SONODA	
	21	5420599		1995-05-30	ERKOCEVIC	
	22	5422651		1995-06-06	CHANG	
	23	5451965		1995-09-19	MATSUMOTO	
	24	5451968		1995-09-19	EMERY	
	25	5453751		1995-09-26	TSUKAMOTO	
	26	5453752		1995-09-26	WANG	
	27	5457469		1995-10-10	DIAMOND	
	28	5471224		1995-11-28	BARKESHLI	
	29	5493702		1996-02-20	CROWLEY	
	30	5495261		1996-02-27	BAKER	

ALL REFERENCES CONSIDERED EXCEPT WHERE LINED THROUGH. /D.H/

INFORMATION DISCLOSURE STATEMENT BY APPLICANT (Not for submission under 37 CFR 1.99)		
	Application Number	
	Filing Date	
	First Named Inventor	Carles PUENTE BALIARDA
	Art Unit	
	Examiner Name	
	Attorney Docket Number	0690.0023CN5

	31	5508709		1996-04-16	KRENZ	
	32	5534877		1996-07-09	SORBELLO	
	33	5537367		1996-07-16	LOCKWOOD	
	34	5557293		1996-09-17	MCCOY	
	35	5569879		1996-10-29	GLOTON	
	36	5608417		1997-03-04	DE VALL	
	37	5619205		1997-04-08	JOHNSON	
	38	5627550		1997-05-06	SANAD	
	39	5646635		1997-07-08	COCKSON	
	40	5657028		1997-08-12	SANAD	
	41	5680144		1997-10-21	SANAD	

ALL REFERENCES CONSIDERED EXCEPT WHERE LINED THROUGH. /D.H/

INFORMATION DISCLOSURE STATEMENT BY APPLICANT (Not for submission under 37 CFR 1.99)		
	Application Number	
	Filing Date	
	First Named Inventor	Carles PUENTE BALIARDA
	Art Unit	
	Examiner Name	
	Attorney Docket Number	0690.0023CN5

	42	5684672		1997-11-04	KARIDIS	
	43	5703600		1997-12-30	BURRELL	
	44	5712640		1998-01-27	ANDOU	
	45	5767811		1998-06-16	MANDAI	
	46	5784032		1998-07-21	JOHNSTON	
	47	5790080		1998-08-04	APOSTOLOS	
	48	5798688		1998-08-25	SHOFIELD	
	49	5808586		1998-09-15	PHILLIPS	
	50	5809433		1998-09-15	THOMPSON	

If you wish to add additional U.S. Patent citation information please click the Add button. Add

U.S.PATENT APPLICATION PUBLICATIONS Remove

Examiner Initial*	Cite No	Publication Number	Kind Code[1]	Publication Date	Name of Patentee or Applicant of cited Document	Pages,Columns,Lines where Relevant Passages or Relevant Figures Appear

ALL REFERENCES CONSIDERED EXCEPT WHERE LINED THROUGH. /D.H/

INFORMATION DISCLOSURE STATEMENT BY APPLICANT (Not for submission under 37 CFR 1.99)		
	Application Number	
	Filing Date	
	First Named Inventor	Carles PUENTE BALIARDA
	Art Unit	
	Examiner Name	
	Attorney Docket Number	0690.0023CN5

	1	20050157807		2005-07-21	SHIM	
	2	20050181826		2005-08-18	YUEH	
	3	20050192009		2005-09-01	SHAHEEN	
	4	20050195112		2005-09-08	BALIARDA ET AL	
	5	20050195273		2005-09-08	YAMAMOTO	
	6	20050201307		2005-09-15	CHAE	
	7	20050231439		2005-10-20	SUWA	
	8	20050233705		2005-10-20	VARE	
	9	20050239446		2005-10-27	TAGAWA	
	10	20050259031		2005-11-24	SANZ	
	11	20050264453		2005-12-01	BALIARDA ET AL	

EFS Web 2.1.18

ALL REFERENCES CONSIDERED EXCEPT WHERE LINED THROUGH. /D.H/

INFORMATION DISCLOSURE STATEMENT BY APPLICANT (Not for submission under 37 CFR 1.99)		
	Application Number	
	Filing Date	
	First Named Inventor	Carles PUENTE BALIARDA
	Art Unit	
	Examiner Name	
	Attorney Docket Number	0690.0023CN5

	12	20050270995		2005-12-08	BYUN	
	13	20060001576		2006-01-05	CONTOPANAGOS	
	14	20060015664		2006-01-19	ZHANG	
	15	20060019730		2006-01-26	KIM	
	16	20060031616		2006-02-09	CHUANG	
	17	20060031886		2006-02-09	BAE	
	18	20060033668		2006-02-16	RYU	
	19	20060050473		2006-03-09	ZHENG	
	20	20060050859		2006-03-09	OOTSUKA	
	21	20060060068		2006-03-23	HWANG	
	22	20060077115		2006-04-13	OH	

ALL REFERENCES CONSIDERED EXCEPT WHERE LINED THROUGH. /D.H/

INFORMATION DISCLOSURE STATEMENT BY APPLICANT (Not for submission under 37 CFR 1.99)		
	Application Number	
	Filing Date	
	First Named Inventor	Carles PUENTE BALIARDA
	Art Unit	
	Examiner Name	
	Attorney Docket Number	0690.0023CN5

	23	20060077310		2006-04-13	WANG	
	24	20060290573		2006-12-28	PUENTE BALIARDA ET AL	
	25	20070013589		2007-01-18	PARK	
	26	20070229383		2007-10-04	KOYANAGI	

If you wish to add additional U.S. Published Application citation information please click the Add button. Add

FOREIGN PATENT DOCUMENTS Remove

Examiner Initial*	Cite No	Foreign Document Number[3]	Country Code[2]¡	Kind Code[4]	Publication Date	Name of Patentee or Applicant of cited Document	Pages,Columns,Lines where Relevant Passages or Relevant Figures Appear	T[5]
	1	1063721	EP		2000-12-27	MAKKONEN		
	2	1067627	EP		2001-01-10	JAGIELSKI		
	3	1071161	EP		2001-01-24	LEE		
	4	1079462	EP		2001-02-28	ANNAMAA		
	5	1083623	EP		2001-03-14	KIM		

EFS Web 2.1.18

ALL REFERENCES CONSIDERED EXCEPT WHERE LINED THROUGH. /D.H/

INFORMATION DISCLOSURE STATEMENT BY APPLICANT (Not for submission under 37 CFR 1.99)		
	Application Number	
	Filing Date	
	First Named Inventor	Carles PUENTE BALIARDA
	Art Unit	
	Examiner Name	
	Attorney Docket Number	0690.0023CN5

	6	1083624	EP		2001-03-14	ANNAMAA		
	7	1091446	EP		2001-04-11	BOAKES		
	8	1094545	EP		2001-04-25	ANNAMAA		
	9	1096602	EP		2001-05-02	ISOHÄTÄLÄ		
	10	1111921	EP		2001-06-27	INKINEN		
	11	1126522	EP		2001-08-22	EYNDE		
	12	1148581	EP		2001-10-24	BAE		
	13	1198027	EP		2001-10-11	WASHIRO		
	14	1223637	EP		2005-03-30	PUENTE		
	15	1237224	EP		2002-09-04	HUBER		
	16	1258054	EP		2002-11-20	PUENTE		

ALL REFERENCES CONSIDERED EXCEPT WHERE LINED THROUGH. /D.H/

INFORMATION DISCLOSURE STATEMENT BY APPLICANT (Not for submission under 37 CFR 1.99)		
	Application Number	
	Filing Date	
	First Named Inventor	Carles PUENTE BALIARDA
	Art Unit	
	Examiner Name	
	Attorney Docket Number	0690.0023CN5

	17	1267438	EP		2002-12-18	IRIU		
	18	1280230	EP		2003-01-29	IWAI		
	19	1317018	EP		2004-02-04	PUENTE		
	20	1324423	EP		2003-07-02	BRANKOVIC		
	21	1326302	EP		2003-11-19	MORRIS		
	22	1333596	EP		2003-08-06	HEPSAYDIR		
	23	1353471	EP		2003-03-31	MUHONEN		
	24	1396906	EP		2004-03-10	MILOSAVIJEVIC		
	25	1401050	EP		2004-03-24	MIKKOLA		
	26	1414106	EP		2004-04-28	HAKANSSON		
	27	1424747	EP		2004-06-02	LINDELL		

ALL REFERENCES CONSIDERED EXCEPT WHERE LINED THROUGH. /D.H/

INFORMATION DISCLOSURE STATEMENT BY APPLICANT (Not for submission under 37 CFR 1.99)		
	Application Number	
	Filing Date	
	First Named Inventor	Carles PUENTE BALIARDA
	Art Unit	
	Examiner Name	
	Attorney Docket Number	0690.0023CN5

	28	1443595	EP		2004-08-04	ZHINONG		
	29	1453140	EP		2004-09-01	KORVA		
	30	1501202	EP		2005-01-26	PARK		
	31	1501221	EP		2003-10-21	NA		
	32	1515392	EP		2005-03-16	COHEN		
	33	1528822	EP		2004-09-29	BENCO		
	34	1534010	EP		2005-05-25	KIM		
	35	1542375	EP		2005-06-15	YAGIHASHI		
	36	1569300	EP		2005-08-31	TAKAGI		
	37	1569425	EP		2005-08-31	YUEH		
	38	1569450	EP		2004-03-02	SAWAHARA		

ALL REFERENCES CONSIDERED EXCEPT WHERE LINED THROUGH. /D.H/

INFORMATION DISCLOSURE STATEMENT BY APPLICANT (Not for submission under 37 CFR 1.99)		
	Application Number	
	Filing Date	
	First Named Inventor	Carles PUENTE BALIARDA
	Art Unit	
	Examiner Name	
	Attorney Docket Number	0690.0023CN5

	39	1587323	EP		2005-10-19	NAM		
	40	1589608	EP		2005-10-26	ANNABI		
	41	1592083	EP		2013-04-03	PUENTE		
	42	1592083	EP		2005-11-02	PUENTE		
	43	1603311	EP		2005-12-07	FINKE-ANLAUFF		
	44	1610411	EP		2005-06-18	HONG-TEUK		
	45	1617564	EP		2006-01-18	SEKIGUCHI		
	46	1617671	EP		2006-01-18	KONNLNG		
	47	1650938	EP		2006-04-26	CHO		
	48	1770824	EP		2007-04-04	UEJIMA		
	49	2112163	ES		1998-03-16	GARCIA		

ALL REFERENCES CONSIDERED EXCEPT WHERE LINED THROUGH. /D.H/

INFORMATION DISCLOSURE STATEMENT BY APPLICANT (Not for submission under 37 CFR 1.99)		
	Application Number	
	Filing Date	
	First Named Inventor	Carles PUENTE BALIARDA
	Art Unit	
	Examiner Name	
	Attorney Docket Number	0690.0023CN5

	50	2142280	ES		2000-05-03	NAVARRO			

If you wish to add additional Foreign Patent Document citation information please click the Add button Add

NON-PATENT LITERATURE DOCUMENTS Remove

Examiner Initials*	Cite No	Include name of the author (in CAPITAL LETTERS), title of the article (when appropriate), title of the item (book, magazine, journal, serial, symposium, catalog, etc), date, pages(s), volume-issue number(s), publisher, city and/or country where published.	T[5]
	1	Bushman , F. W., The boeing B-52 all flush antenna system, USAF Antenna Research and Development Program, 5th , 1955. Symposium on the, 19551016	
	2	Cabedo , A., Antenas multibanda para aplicaciones 2G, 3G, WIFI, WLAN y Bluetooth en terminales móviles de nueva generación, Fractus & La Salle, 20061001	
	3	Campi , M., Design of microstrip linear array antennas, Antenna Applications, 1981. Symposium, 19810808	
	4	Campos , O., Multiband and miniature fractal antennas study : Estudi d'antenes fractal multibanda i en miniatura, Universitat Politecnica de Catalunya (UPC), 19980101	
	5	Carver , K. R. et al., Microstrip antenna technology, Antennas and Propagation, IEEE Transactions on, 19810101, Vol. AP29, No.1	
	6	Carver , K. R. et al., Microstrip antenna technology, in "Microstrip antennas" to D.M. Pozar; IEEE Antennas and Propagation Society, 19950101, Pag.3-26	
	7	Caswell , W. E., Invisible errors in dimensions calculations: geometric and systematic effects, Dimensions and Entropies in Chaotic Systems, 19860101, Pag.123-136	
	8	Chang , J. et al, Hybrid fractal cross antenna, Microwave and Optical Technology Letters, 20000620	

ALL REFERENCES CONSIDERED EXCEPT WHERE LINED THROUGH. /D.H/

INFORMATION DISCLOSURE STATEMENT BY APPLICANT (Not for submission under 37 CFR 1.99)		
	Application Number	
	Filing Date	
	First Named Inventor	Carles PUENTE BALIARDA
	Art Unit	
	Examiner Name	
	Attorney Docket Number	0690.0023CN5

	9	Chen , H., Dual frequency microstrip antenna with embedded reactive loading, Microwave and Optical Technology Letters, 19991105, Vol.23, No.3	
	10	Chen , H., On the circular polarization operation of annular-ring microstrip antennas, Antennas and Propagation, IEEE Transactions on, 19990801	
	11	Chen , M.H., A compact EHF/SHF dual frequency antenna, Antennas and Propagation Society (APS), 1990. IEEE International Symposium, 19900507, Vol.4	
	12	Chen , S. et al., On the calculation of Fractal features from images, Pattern Analysis and Machine Intelligence, IEEE Transactions on, 19931001, Vol.15, No.10	
	13	Chen , W. S., Small circularly polarized microstrip antennas, Antennas and Propagation Society (APS), 1999. IEEE International Symposium, 19990711	
	14	Chen , W. S., Square-ring microstrip antenna with a cross strip for compact circular polarization operation, Antennas and Propagation, IEEE Transactions on, 19991001	
	15	Chen , X. ; Ying , Z., Small Antenna Design for Mobile Handsets (part I), Sony Ericsson, 20090325	
	16	Cherry , S., A match made in packets, Spectrum, IEEE, 20050701	
	17	Chiba , N. et al, Dual frequency planar antenna for handsets, Electronics Letters, 19981210	
	18	Chien , S. et al, Planar inverted-F antenna with a hollow shorting cylinder for internal mobile phone antenna, Antennas and Propagation Society (APS), 2004. IEEE International Symposium, 20040620	
	19	Cho , Y. J., A wideband internal antenna with dual monopole radiation elements, Antennas and Wireless Propagation Letters, IEEE, 20050101, Vol.4	

ALL REFERENCES CONSIDERED EXCEPT WHERE LINED THROUGH. /D.H/

INFORMATION DISCLOSURE STATEMENT BY APPLICANT (Not for submission under 37 CFR 1.99)		
	Application Number	
	Filing Date	
	First Named Inventor	Carles PUENTE BALIARDA
	Art Unit	
	Examiner Name	
	Attorney Docket Number	0690.0023CN5

	20	Chow , Y. W. et al., An innovative monopole antenna for mobile phone handsets, Microwave and Optical Technology Letters, 20000420	
	21	Chu , L. J., Physical limitations of omni-directional antennas, Journal of Applied Physics, 19481201	
	22	Cimini , L. J. et al, Advanced cellular internet services (ACIS), Communication Magazine, IEEE, 19981001	
	23	Clawson , J. et al., The impacts of limited visual feedback on mobile text entry for the twiddler and mini-QWERTY keyboards, Wereable Computers, 9th , 2005. International Symposium on, 20050101	
	24	Cohen , N., Fractal and shaped dipoles - Some simple fractal dipoles, their benefits and limitations, Communications Quarterly, 19960301	
	25	Cohen , N., Fractal antenna applications in wireless telecommunications, Electronics Industries Forum of New England, 1997. IEEE Professional Program Proceedings, 19970506, Pag.43-49	
	26	Cohen , N., Fractal antennas - Part 1 - Introduction and the fractal quad, Communications Quarterly, 19950701	
	27	Cohen , N., Fractal antennas - Part 2 - A discussion of relevant, but disparate, qualities, Communications Quarterly, 19960701	
	28	Cohen , N., Fractal element antennas, Journal of Electronic Defense, 19970701	
	29	Cohen , N., NEC4 analysis of a fractalized monofiliar helix in an axial mode, Wireless Communications and Applied Computational Electromagnetics (ACES), 1998. IEEE International Conference on, 19980401, Pag.1051	
	30	Cohen , N. ; Hohlfeld , R. G., Fractal loops and the small loop approximation - Exploring fractal resonances, Communications Quarterly, 19961201	

ALL REFERENCES CONSIDERED EXCEPT WHERE LINED THROUGH. /D.H/

INFORMATION DISCLOSURE STATEMENT BY APPLICANT (Not for submission under 37 CFR 1.99)		
	Application Number	
	Filing Date	
	First Named Inventor	Carles PUENTE BALIARDA
	Art Unit	
	Examiner Name	
	Attorney Docket Number	0690.0023CN5

	31	Cohn , S. B., Flush airborne radar antennas, USAF Antenna Research and Development Program, 3th , 1953. Symposium on the, 19531018	
	32	Collander , P. ; Karlsson , M.; Salo , J. ; Haavisto , P. ; Laine-Ylijoki , T., Mobile multimedia communication, Electronic Manufacturing Technology, 18th, 1995. IEEE/CPMT Japan International Symposium, 19951204, Pag.20 - 22	
	33	Collier , C. P., Geometry for teachers, Waveland Press, Inc., 19840101	
	34	Collier , D. ; Shnitkin , H., The monopole as a wideband array antenna element, Antenna Applications, 1993. Symposium, 19930922	
	35	Counter , V. A., Flush, re-entrant, impedance phased, circularly polarized cavity antenna for missiles, USAF Antenna Research and Development Program, 2th , 1952. Symposium on the, 19521019	
	36	Counter , V. A. ; Margerum , D. L., Flush dielectric disc antenna for radar, USAF Antenna Research and Development Program, 2th , 1952. Symposium on the, 19521019	
	37	Cozza , R. et al, Nokia's E-Series brings PC management strategies to smartphones, Gartner, 20060101	
	38	Cristal , E. G. et al, Hairpin-line and hybrid hairpin-line / Half-wave parallel-coupled-line filers, Microwave Theory and Techniques, IEEE Transactions on, 19721101	
	39	Dailey Paulson , L., Low power chips for high powered handhelds, Computer, 20030101	
	40	Daniel , A. E. ; Kumar , G., Rectangular microstrip antennas with stub along the non-radiating edge for dual band operation, Antennas and Propagation Society (APS), 1995. IEEE International Symposium, 19950618, Vol.4, Pag.2136-2139	
	41	Davidson , B. et al., MID wide band helix antenna for PDC diversity, Molded Interconnect Devices (MID), 1998, 19980202	

ALL REFERENCES CONSIDERED EXCEPT WHERE LINED THROUGH. /D.H/

INFORMATION DISCLOSURE STATEMENT BY APPLICANT (Not for submission under 37 CFR 1.99)		
	Application Number	
	Filing Date	
	First Named Inventor	Carles PUENTE BALIARDA
	Art Unit	
	Examiner Name	
	Attorney Docket Number	0690.0023CN5

	42	de la Vergne , H. J. et al, Market focus - Smartphones, Worldwide, 2005, Gartner, 20051205	
	43	Debicki , P. S. et al., Calculating input impedance of electrically small insulated antennas for microwave hyperthermia, Microwave Theory and Techniques, IEEE Transactions on, 19930201	
	44	del Re , E. et al., Multiple antenna systems: frontier of wireless access, Personal Indoor and Mobile Radio Communications (PIMRC), 15th , 2004 International Symposium on, 20040905, Vol.2	
	45	Deng , S. M., A t-strip loaded rectangular microstrip patch antenna for dual-frequency operation, Antennas and Propagation Society (APS), 1999. IEEE International Symposium, 19990701	
	46	Deschamps , G., Microstrip Microwave Antenna, USAF Antenna Research and Development Program, 3th , 1953. Symposium on the, 19531018	
	47	Desclos , L. et al., An interdigitated printed antenna for PC Card Applications, Antennas and Propagation, IEEE Transactions on, 19980901, Vol.46, No.9	
	48	Dickstein , H. D., Antenna system for a ground passive electronic reconnaissance facility, USAF Antenna Research and Development Program, 8th , 1958. Symposium on the, 19581020	
	49	Du , Z. et al, A novel compact wide-band planar antenna for mobile handsets, Antennas and Propagation, IEEE Transactions on, 20060201	
	50	Du Plessis , M. ; Cloete , J. H., Tuning stubs for microstrip patch antennas, Antennas and Propagation Society (APS), 1993. IEEE International Symposium, 19930628, Vol.2, Pag.964 - 967	

If you wish to add additional non-patent literature document citation information please click the Add button Add

EXAMINER SIGNATURE

Examiner Signature	/DUNG HONG/	Date Considered	03/08/2022

*EXAMINER: Initial if reference considered, whether or not citation is in conformance with MPEP 609. Draw line through a citation if not in conformance and not considered. Include copy of this form with next communication to applicant.

EFS Web 2.1.18

ALL REFERENCES CONSIDERED EXCEPT WHERE LINED THROUGH. /D.H/

INFORMATION DISCLOSURE STATEMENT BY APPLICANT (Not for submission under 37 CFR 1.99)		
	Application Number	
	Filing Date	
	First Named Inventor	Carles PUENTE BALIARDA
	Art Unit	
	Examiner Name	
	Attorney Docket Number	0690.0023CN5

[1] See Kind Codes of USPTO Patent Documents at www.USPTO.GOV or MPEP 901.04. [2] Enter office that issued the document, by the two-letter code (WIPO Standard ST.3). [3] For Japanese patent documents, the indication of the year of the reign of the Emperor must precede the serial number of the patent document. [4] Kind of document by the appropriate symbols as indicated on the document under WIPO Standard ST.16 if possible. [5] Applicant is to place a check mark here if English language translation is attached.

ALL REFERENCES CONSIDERED EXCEPT WHERE LINED THROUGH. /D.H/

INFORMATION DISCLOSURE STATEMENT BY APPLICANT (Not for submission under 37 CFR 1.99)		
	Application Number	
	Filing Date	
	First Named Inventor	Carles PUENTE BALIARDA
	Art Unit	
	Examiner Name	
	Attorney Docket Number	0690.0023CN5

CERTIFICATION STATEMENT

Please see 37 CFR 1.97 and 1.98 to make the appropriate selection(s):

That each item of information contained in the information disclosure statement was first cited in any communication from a foreign patent office in a counterpart foreign application not more than three months prior to the filing of the information disclosure statement. See 37 CFR 1.97(e)(1).

OR

☐ That no item of information contained in the information disclosure statement was cited in a communication from a foreign patent office in a counterpart foreign application, and, to the knowledge of the person signing the certification after making reasonable inquiry, no item of information contained in the information disclosure statement was known to any individual designated in 37 CFR 1.56(c) more than three months prior to the filing of the information disclosure statement. See 37 CFR 1.97(e)(2).

See attached certification statement.

The fee set forth in 37 CFR 1.17 (p) has been submitted herewith.

☒ A certification statement is not submitted herewith.

SIGNATURE

A signature of the applicant or representative is required in accordance with CFR 1.33, 10.18. Please see CFR 1.4(d) for the form of the signature.

Signature	/Patrick J. Finnan/	Date (YYYY-MM-DD)	2021-04-30
Name/Print	Patrick J. Finnan	Registration Number	39189

This collection of information is required by 37 CFR 1.97 and 1.98. The information is required to obtain or retain a benefit by the public which is to file (and by the USPTO to process) an application. Confidentiality is governed by 35 U.S.C. 122 and 37 CFR 1.14. This collection is estimated to take 1 hour to complete, including gathering, preparing and submitting the completed application form to the USPTO. Time will vary depending upon the individual case. Any comments on the amount of time you require to complete this form and/or suggestions for reducing this burden, should be sent to the Chief Information Officer, U.S. Patent and Trademark Office, U.S. Department of Commerce, P.O. Box 1450, Alexandria, VA 22313-1450. DO NOT SEND FEES OR COMPLETED FORMS TO THIS ADDRESS. **SEND TO: Commissioner for Patents, P.O. Box 1450, Alexandria, VA 22313-1450.**

ALL REFERENCES CONSIDERED EXCEPT WHERE LINED THROUGH. /D.H/

Privacy Act Statement

The Privacy Act of 1974 (P.L. 93-579) requires that you be given certain information in connection with your submission of the attached form related to a patent application or patent. Accordingly, pursuant to the requirements of the Act, please be advised that: (1) the general authority for the collection of this information is 35 U.S.C. 2(b)(2); (2) furnishing of the information solicited is voluntary; and (3) the principal purpose for which the information is used by the U.S. Patent and Trademark Office is to process and/or examine your submission related to a patent application or patent. If you do not furnish the requested information, the U.S. Patent and Trademark Office may not be able to process and/or examine your submission, which may result in termination of proceedings or abandonment of the application or expiration of the patent.

The information provided by you in this form will be subject to the following routine uses:

1. The information on this form will be treated confidentially to the extent allowed under the Freedom of Information Act (5 U.S.C. 552) and the Privacy Act (5 U.S.C. 552a). Records from this system of records may be disclosed to the Department of Justice to determine whether the Freedom of Information Act requires disclosure of these record s.

2. A record from this system of records may be disclosed, as a routine use, in the course of presenting evidence to a court, magistrate, or administrative tribunal, including disclosures to opposing counsel in the course of settlement negotiations.

3. A record in this system of records may be disclosed, as a routine use, to a Member of Congress submitting a request involving an individual, to whom the record pertains, when the individual has requested assistance from the Member with respect to the subject matter of the record.

4. A record in this system of records may be disclosed, as a routine use, to a contractor of the Agency having need for the information in order to perform a contract. Recipients of information shall be required to comply with the requirements of the Privacy Act of 1974, as amended, pursuant to 5 U.S.C. 552a(m).

5. A record related to an International Application filed under the Patent Cooperation Treaty in this system of records may be disclosed, as a routine use, to the International Bureau of the World Intellectual Property Organization, pursuant to the Patent Cooperation Treaty.

6. A record in this system of records may be disclosed, as a routine use, to another federal agency for purposes of National Security review (35 U.S.C. 181) and for review pursuant to the Atomic Energy Act (42 U.S.C. 218(c)).

7. A record from this system of records may be disclosed, as a routine use, to the Administrator, General Services, or his/her designee, during an inspection of records conducted by GSA as part of that agency's responsibility to recommend improvements in records management practices and programs, under authority of 44 U.S.C. 2904 and 2906. Such disclosure shall be made in accordance with the GSA regulations governing inspection of records for this purpose, and any other relevant (i.e., GSA or Commerce) directive. Such disclosure shall not be used to make determinations about individuals.

8. A record from this system of records may be disclosed, as a routine use, to the public after either publication of the application pursuant to 35 U.S.C. 122(b) or issuance of a patent pursuant to 35 U.S.C. 151. Further, a record may be disclosed, subject to the limitations of 37 CFR 1.14, as a routine use, to the public if the record was filed in an application which became abandoned or in which the proceedings were terminated and which application is referenced by either a published application, an application open to public inspections or an issued patent.

9. A record from this system of records may be disclosed, as a routine use, to a Federal, State, or local law enforcement agency, if the USPTO becomes aware of a violation or potential violation of law or regulation.

ALL REFERENCES CONSIDERED EXCEPT WHERE LINED THROUGH. /D.H/

Doc code: IDS
Doc description: Information Disclosure Statement (IDS) Filed

PTO/SB/08a (02-18)
Approved for use through 11/30/2020. OMB 0651-0031
U.S. Patent and Trademark Office; U.S. DEPARTMENT OF COMMERCE
Under the Paperwork Reduction Act of 1995, no persons are required to respond to a collection of information unless it contains a valid OMB control number.

INFORMATION DISCLOSURE STATEMENT BY APPLICANT
(Not for submission under 37 CFR 1.99)

Application Number	
Filing Date	
First Named Inventor	Carles PUENTE BALIARDA
Art Unit	
Examiner Name	
Attorney Docket Number	0690.0023CN5

U.S.PATENTS Remove

Examiner Initial*	Cite No	Patent Number	Kind Code[1]	Issue Date	Name of Patentee or Applicant of cited Document	Pages,Columns,Lines where Relevant Passages or Relevant Figures Appear
	1	6664932		2003-12-16	SABET	
	2	6680705		2004-01-20	TAN	
	3	6697022		2004-02-24	PONCE DE LEON	
	4	6697024		2004-02-24	FUERST	
	5	6707428		2004-03-16	GRAM	
	6	6716103		2004-04-06	ECK	
	7	6741215		2004-05-25	GRANT	
	8	6756944		2004-06-29	TESSIER	

ALL REFERENCES CONSIDERED EXCEPT WHERE LINED THROUGH. /D.H/

INFORMATION DISCLOSURE STATEMENT BY APPLICANT (Not for submission under 37 CFR 1.99)		
	Application Number	
	Filing Date	
	First Named Inventor	Carles PUENTE BALIARDA
	Art Unit	
	Examiner Name	
	Attorney Docket Number	0690.0023CN5

	9	6762723		2004-07-13	DI NALLO	
	10	6784844		2004-08-31	BOAKES	
	11	6801164		2004-10-05	BIT-BABIK	
	12	6806834		2004-10-19	YOON	
	13	6831606		2004-12-14	SAJADINIA	
	14	6839040		2005-01-04	HUBER	
	15	6903686		2005-06-07	VANCE	
	16	6928413		2005-08-09	PULITZER	
	17	6967731		2005-11-22	KIZAWA	
	18	6989794		2006-01-24	TRAN	
	19	6992633		2006-01-31	KIM	

ALL REFERENCES CONSIDERED EXCEPT WHERE LINED THROUGH. /D.H/

INFORMATION DISCLOSURE STATEMENT BY APPLICANT (Not for submission under 37 CFR 1.99)		
	Application Number	
	Filing Date	
	First Named Inventor	Carles PUENTE BALIARDA
	Art Unit	
	Examiner Name	
	Attorney Docket Number	0690.0023CN5

	20	7015868		2006-03-21	PUENTE BALIARDA ET AL	
	21	7030833		2006-04-18	OHARA	
	22	7068230		2006-06-27	QI	
	23	7069043		2006-06-27	SAWAMURA	
	24	7075484		2006-07-11	SUNG	
	25	7091911		2006-08-15	QI	
	26	7148850		2006-12-12	PUENTE BALIARDA ET AL	
	27	7151955		2006-12-19	HUBER	
	28	7183983		2007-02-27	OZDEN	
	29	7202822		2007-04-10	BALIARDA ET AL	
	30	7229385		2007-06-12	FREEMAN	

ALL REFERENCES CONSIDERED EXCEPT WHERE LINED THROUGH. /D.H/

INFORMATION DISCLOSURE STATEMENT BY APPLICANT (Not for submission under 37 CFR 1.99)		
	Application Number	
	Filing Date	
	First Named Inventor	Carles PUENTE BALIARDA
	Art Unit	
	Examiner Name	
	Attorney Docket Number	0690.0023CN5

	31	7265724		2007-09-04	TAN	
	32	7394432		2008-07-01	BALIARDA ET AL	
	33	7397431		2008-07-08	BALIARDA ET AL	
	34	7511675		2009-03-31	PUENTE	
	35	7528782		2009-05-05	BALIARDA ET AL	
	36	7548915		2009-06-16	RAMER	
	37	8738103		2014-05-27	PUENTE BALIARDA ET AL	
	38	D441733		2001-05-08	DO	

If you wish to add additional U.S. Patent citation information please click the Add button. Add

U.S.PATENT APPLICATION PUBLICATIONS Remove

Examiner Initial*	Cite No	Publication Number	Kind Code[1]	Publication Date	Name of Patentee or Applicant of cited Document	Pages,Columns,Lines where Relevant Passages or Relevant Figures Appear
	1	20020000944	A1	2002-01-03	SABET ET AL	

EFS Web 2.1.18

ALL REFERENCES CONSIDERED EXCEPT WHERE LINED THROUGH. /D.H/

INFORMATION DISCLOSURE STATEMENT BY APPLICANT (Not for submission under 37 CFR 1.99)		
	Application Number	
	Filing Date	
	First Named Inventor	Carles PUENTE BALIARDA
	Art Unit	
	Examiner Name	
	Attorney Docket Number	0690.0023CN5

	2	20040145527	A1	2004-07-29	MIKKOLA	
	3	20050176390	A1	2005-08-11	NAVSARIWALA ET AL	

If you wish to add additional U.S. Published Application citation information please click the Add button. Add

FOREIGN PATENT DOCUMENTS Remove

Examiner Initial*	Cite No	Foreign Document Number[3]	Country Code[2]	Kind Code[4]	Publication Date	Name of Patentee or Applicant of cited Document	Pages,Columns,Lines where Relevant Passages or Relevant Figures Appear	T[5]
	1	2005/069439	WO		2005-07-28	KENICHI		
	2	2005/076933	WO		2005-08-25	NAVSARIWALA		
	3	2005/081358	WO		2005-09-01	OLLIKAINEN		
	4	2005/081549	WO		2005-10-01	SCHMITT		
	5	2005/083991	WO		2005-09-09	SATO		
	6	2005/093605	WO		2005-10-06	KOPRA		
	7	2005/104445	WO		2005-11-03	PECEN		

ALL REFERENCES CONSIDERED EXCEPT WHERE LINED THROUGH. /D.H/

INFORMATION DISCLOSURE STATEMENT BY APPLICANT (Not for submission under 37 CFR 1.99)		
	Application Number	
	Filing Date	
	First Named Inventor	Carles PUENTE BALIARDA
	Art Unit	
	Examiner Name	
	Attorney Docket Number	0690.0023CN5

	8	2005/107103	WO		2005-11-10	CLEVELAND		
	9	2005/114965	WO		2005-12-01	SUTTON		
	10	2006/003681	WO		2006-01-12	NOVARI		
	11	2006/008180	WO		2006-01-26	MUMBRU		
	12	2006/010583	WO		2006-02-02	FRANCESCHINI		
	13	2006/011323	WO		2006-02-02	YAMAZAKI		
	14	2006/011776	WO		2006-02-02	KIM		
	15	2006/027646	WO		2006-03-16	ROWSE		
	16	2006/036117	WO		2006-04-06	HAFEZ		
	17	2006/043756	WO		2006-04-27	KIM		
	18	2006/051113	WO		2006-05-18	SOLER		

ALL REFERENCES CONSIDERED EXCEPT WHERE LINED THROUGH. /D.H/

INFORMATION DISCLOSURE STATEMENT BY APPLICANT (Not for submission under 37 CFR 1.99)		
	Application Number	
	Filing Date	
	First Named Inventor	Carles PUENTE BALIARDA
	Art Unit	
	Examiner Name	
	Attorney Docket Number	0690.0023CN5

	19	2006/070017	WO		2006-07-06	ANGUERA		
	20	2007/028448	WO		2007-03-15	MUMBRU		
	21	2007/128340	WO		2007-11-15	ANGUERA		
	22	88/09065	WO		1988-11-17	COLEMAN		
	23	93/12559	WO		1993-06-24	RASINGER		
	24	95/11530	WO		1995-04-27	ASHDOWN		
	25	96/04691	WO		1996-02-15	SANAD		
	26	96/27219	WO		1996-09-06	LAI		
	27	96/29755	WO		1996-09-26	PRUDHOMME		
	28	96/38881	WO		1996-12-05	HAYES		
	29	97/06578	WO		1997-02-20	COHEN		

ALL REFERENCES CONSIDERED EXCEPT WHERE LINED THROUGH. /D.H/

INFORMATION DISCLOSURE STATEMENT BY APPLICANT (Not for submission under 37 CFR 1.99)		
	Application Number	
	Filing Date	
	First Named Inventor	Carles PUENTE BALIARDA
	Art Unit	
	Examiner Name	
	Attorney Docket Number	0690.0023CN5

	30	97/07557	WO		1997-02-27	COCKSON		
	31	97/11507	WO		1997-03-27	TASSOUDJI		
	32	97/32355	WO		1997-09-04	KOICHI		
	33	97/33338	WO		1997-11-12	ZHU		
	34	97/35360	WO		1997-11-25	LALEZARI		
	35	97/47054	WO		1997-12-11	EL-SHARAWY		
	36	98/05088	WO		1997-02-05	SCHAMBERGER		
	37	98/12771	WO		1998-03-26	ZHU		
	38	98/20578	WO		1998-05-14	GUDILEV		
	39	98/36469	WO		1998-08-20	LEE		
	40	99/03166	WO		1999-01-21	GAMALIELSSON		

ALL REFERENCES CONSIDERED EXCEPT WHERE LINED THROUGH. /D.H/

INFORMATION DISCLOSURE STATEMENT BY APPLICANT (Not for submission under 37 CFR 1.99)		
	Application Number	
	Filing Date	
	First Named Inventor	Carles PUENTE BALIARDA
	Art Unit	
	Examiner Name	
	Attorney Docket Number	0690.0023CN5

	41	99/03167	WO		1999-01-21	FILIPSSON		
	42	99/03168	WO		1999-01-21	MOREN		
	43	99/25042	WO		1999-05-20	YING		
	44	99/25044	WO		1999-05-20	COHEN		
	45	99/27607	WO		1999-06-03	ISOHATALA		
	46	99/27608	WO		1999-06-03	COHEN		
	47	99/43039	WO		1999-08-26	FILIPOVIC		
	48	99/56345	WO		1999-11-04	NORBERG		
	49	99/57785	WO		1999-11-11	DIXIMUS		
	50	99/65102	WO		1999-12-16	SHEN		

If you wish to add additional Foreign Patent Document citation information please click the Add button [Add]

NON-PATENT LITERATURE DOCUMENTS [Remove]

EFS Web 2.1.18

ALL REFERENCES CONSIDERED EXCEPT WHERE LINED THROUGH. /D.H/

INFORMATION DISCLOSURE STATEMENT BY APPLICANT (Not for submission under 37 CFR 1.99)		
	Application Number	
	Filing Date	
	First Named Inventor	Carles PUENTE BALIARDA
	Art Unit	
	Examiner Name	
	Attorney Docket Number	0690.0023CN5

Examiner Initials*	Cite No	Include name of the author (in CAPITAL LETTERS), title of the article (when appropriate), title of the item (book, magazine, journal, serial, symposium, catalog, etc), date, pages(s), volume-issue number(s), publisher, city and/or country where published.	T5
	1	McDowell , E. P., High speed aircraft antenna problems and some specific solutions for MX-1554, USAF Antenna Research and Development Program, 2th , 1952. Symposium on the, 19521019	
	2	McLean , J. S., A re-examination of the fundamental limits on the radiation q of electrically small antennas, Antennas and Propagation, IEEE Transactions on, 19960501	
	3	McSpadden , J. O., Design and experiments of a high-conversion-efficiency 5.8-GHz rectenna, Microwave Theory and Techniques, IEEE Transactions on, 19981201, Vol.46	
	4	Mehaute, A., Fractal Geometrics, CRC Press - Case 6:09-cv-00203-LED-JDL, 19900101, Pag.3-35	
	5	Meier , K. ; Burkhard , M. ; Schmid , T. et al, Broadband calibration of E-field probes in Lossy Media, Microwave Theory and Techniques, IEEE Transactions on, 19961001, Vol.44, No.10	
	6	Meinke , H. ; Gundlah , F. V., Radio engineering reference book - vol. 1 - Radio components. Circuits with lumped parameters..., State energy publishing house, 19610101, Pag.4	
	7	Misra , S., Experimental investigations on the impedance and radiation properties of a three-element concentric microstrip square-ring antenna, Microwave and Optical Technology Letters, 19960205, Vol.11, No.2	
	8	Misra , S. ; Chowdhury , S. K., Study of impedance and radiation properties of a concentric microstrip triangular-ring antenna and Its modeling techniques using FDTD method, Antennas and Propagation, IEEE Transactions on, 19980401, Vol. 46, No. 4	
	9	Model , A. M., Microwave filters in radiorelay systems, Svyaz, Moscow, 19670101	
	10	Moheb , H., Design and development of co-polarized ku-band ground terminal system for very small aperture terminal (VSAT) application, Antennas and Propagation Society (APS), 1999. IEEE International Symposium, 19990711	

ALL REFERENCES CONSIDERED EXCEPT WHERE LINED THROUGH. /D.H/

INFORMATION DISCLOSURE STATEMENT BY APPLICANT (Not for submission under 37 CFR 1.99)		
	Application Number	
	Filing Date	
	First Named Inventor	Carles PUENTE BALIARDA
	Art Unit	
	Examiner Name	
	Attorney Docket Number	0690.0023CN5

	11	Moon , J. et al, A framework design for the next generation radio access system, Journal on Selected Areas in Communications , IEEE, 20060301	
	12	Morishita , H. et al, Design concept of antennas for small mobile terminals and the future perspective, Antennas and Propagation Magazine, IEEE, 20021001	
	13	Munson , R., Antenna engineering Handbook - Chapter 7 - Microstrip Antennas, Johnson , R. C. - McGraw-Hill - Third Edition, 19930101	
	14	Munson , R., Conformal microstrip array for a parabolic dish, USAF Antenna Research and Development Program, 23th , 1973. Symposium on the, 19731001	
	15	Munson , R., Microstrip phased array antennas, USAF Antenna Research and Development Program, 22th , 1972. Symposium on the, 19721011	
	16	Munson , R. E., Conformal microstrip communication antenna, USAF Antenna Research and Development Program, 23th , 1973. Symposium on the, 19731010	
	17	Muramoto , M. et al, Characteristics of a small planar loop antenna, Antennas and Propagation, IEEE Transactions on, 19971201	
	18	Murch , R. D. et al., Antenna systems for broadband wireless access, Communications Magazine, IEEE, 20020401	
	19	Mushiake, Y., Self-Complementary Antennas : Principle of Self Complementarity for Constant Impedance, Springer, 19960101, Pag.81-86	
	20	Musser , G., Practical fractals, Scientific American Magazine, 19990701, Vol.281, No.1	
	21	NA, American Heritage College Dictionary (1997). Pags 340 and 1016, Mifflin Comp. Case 6:09-cv-00203-LED-JDL, 19970101, Pag.340 , 1016	

ALL REFERENCES CONSIDERED EXCEPT WHERE LINED THROUGH. /D.H/

INFORMATION DISCLOSURE STATEMENT BY APPLICANT (Not for submission under 37 CFR 1.99)		
	Application Number	
	Filing Date	
	First Named Inventor	Carles PUENTE BALIARDA
	Art Unit	
	Examiner Name	
	Attorney Docket Number	0690.0023CN5

	22	NA, American Heritage Dictionary of the English Language, Houghton Mifflin Company, 20000101, Pag.1306 - 1361	
	23	NA, Applications of IE3D in designing planar and 3D antennas - Release 15.0, Mentor Graphics, 20100101	
	24	NA, BenQ-Siemens EF81, S88 and S68, GSM Arena - www.gsmarena.com, 20060117	
	25	NA, Collins Dictionary, Collins, 19790101, Pag. 608	
	26	NA, Digital cellular telecommunications system (Phase 2) : Types of Mobile Stations (MX) (GSM 02.06), European Telecommunications Standard Institute (ETSI), 19960509	
	27	NA, Digital cellular telecommunications system (Phase 2 plus) ; Radio transmission and reception (GSM 05.05), European Telecommunications Standard Institute (ETSI), 19960701	
	28	NA, Digital cellular telecommunications system (Phase2) : Abbreviations and acronyms (GSM01.04) GSM Technical Specification vs. 5.0.0, European Telecommunications Standard Institute (ETSI), 19960301	
	29	NA, Digital cellular telecommunications system (Phase2). Mobile Station MS Conformance specifiaction Part 1 Conformance Specification GSM11.10-1), European Telecommunications Standard Institute (ETSI), 19960301	
	30	NA, Digital cellular telecommunications system (Phase2); Mobile Station (MS) conformance specification; Part 1: Conformance specification (GSM 11.10-1 version 4.21.1), European Telecommunications Standard Institute (ETSI), 19980801	
	31	NA, European Patent Convention - Article 123 - Declaration of Jeffery D. Baxter - Exhibit JJJ, European Patent Office, 20000101, Pag.132-133	
	32	NA, FCC - United States table of frequency allocations, Federal Communications Commission (FCC), 19991001, Pag.377-538	

ALL REFERENCES CONSIDERED EXCEPT WHERE LINED THROUGH. /D.H/

INFORMATION DISCLOSURE STATEMENT BY APPLICANT (Not for submission under 37 CFR 1.99)		
	Application Number	
	Filing Date	
	First Named Inventor	Carles PUENTE BALIARDA
	Art Unit	
	Examiner Name	
	Attorney Docket Number	0690.0023CN5

	33	NA, Fractal Antenna - Frequently asked questions, Fractal Antenna Systems, 20110101	
	34	NA, FractalComs web - www.tsc.upc.es/fractalcoms/, Universitat Politecnica de Catalunya (UPC)	
	35	NA, Fractus web - www.fractus.com/main/fractus/corporate/, Fractus SA, 20101007	
	36	NA, GSM Technical specification and related materials, European Telecommunications Standard Institute (ETSI), 19960301	
	37	NA, Hagenuk mobile phone - Antenna photo - Technical specs - User manual, Hagenuk Telecom GmbH, 19960101	
	38	NA, Handset and antenna analysis - Next-IP project, IPR Department - Fractus, SA, 20060501	
	39	NA, IE3D User´s Manual, Mentor Graphics, 20100101, Vol.15.0	
	40	NA, IEEE Standard definitions of terms for antennas, IEEE Std. 145-1983, The Institute of Electrical and Electronic Engineers (IEEE), 19830622	
	41	NA, IEEE Standard Dictionary of Electrical and Electronics Terms, IEEE Press (6th ed.), 19960101, Pag. 359, 688, and 878	
	42	NA, IEEE Standard dictionary of electrical and electronics terms, IEEE Standard (6th ed.), 19960101, Vol., No., Pag. Pags 229, 431, 595, 857	
	43	NA, In Focus - Making TV mobile ; Making mobiles accessible ; Wi-Fi sidles up to cellular etc, Nokia, 20051101	

ALL REFERENCES CONSIDERED EXCEPT WHERE LINED THROUGH. /D.H/

INFORMATION DISCLOSURE STATEMENT BY APPLICANT (Not for submission under 37 CFR 1.99)		
	Application Number	
	Filing Date	
	First Named Inventor	Carles PUENTE BALIARDA
	Art Unit	
	Examiner Name	
	Attorney Docket Number	0690.0023CN5

	44	NA, Int'l Electro-Technical Commission IEV No. 712-01-04 - Electropedia : the world's online electrotechnical vocabulary, Electropedia - http://www.electropedia.org, 19980401	
	45	NA, Letter to FCC - Application form 731 and Engineering Test Report by Nokia Mobile Phones for FCC ID: LJPNSW-6NX, M. Flom Associates (MFA), 19990401	
	46	NA, Merriam-Webster's Collegiate Dictionary (1993) - Declaration of J. Baxter - Exhibit CC, Merriam-Webster's. Case 6:09-cv-00203-LED-JDL, 19930101, Pag.863	
	47	NA, Motorola 2000x pager, Motorola, 19970613	
	48	NA, Motorola Advisor Elite mobile phone - Antenna photos - User manual, Motorola, 19970101	
	49	NA, Motorola Advisor Gold FLX pager, Motorola, 19960801	
	50	NA, Motorola Bravo Plus pager, Motorola, 19950303	

If you wish to add additional non-patent literature document citation information please click the Add button Add

EXAMINER SIGNATURE

Examiner Signature	/DUNG HONG/	Date Considered	03/08/2022

*EXAMINER: Initial if reference considered, whether or not citation is in conformance with MPEP 609. Draw line through a citation if not in conformance and not considered. Include copy of this form with next communication to applicant.

[1] See Kind Codes of USPTO Patent Documents at www.USPTO.GOV or MPEP 901.04. [2] Enter office that issued the document, by the two-letter code (WIPO Standard ST.3). [3] For Japanese patent documents, the indication of the year of the reign of the Emperor must precede the serial number of the patent document. [4] Kind of document by the appropriate symbols as indicated on the document under WIPO Standard ST.16 if possible. [5] Applicant is to place a check mark here if English language translation is attached.

ALL REFERENCES CONSIDERED EXCEPT WHERE LINED THROUGH. /D.H/

INFORMATION DISCLOSURE STATEMENT BY APPLICANT (Not for submission under 37 CFR 1.99)		
	Application Number	
	Filing Date	
	First Named Inventor	Carles PUENTE BALIARDA
	Art Unit	
	Examiner Name	
	Attorney Docket Number	0690.0023CN5

CERTIFICATION STATEMENT

Please see 37 CFR 1.97 and 1.98 to make the appropriate selection(s):

That each item of information contained in the information disclosure statement was first cited in any communication from a foreign patent office in a counterpart foreign application not more than three months prior to the filing of the information disclosure statement. See 37 CFR 1.97(e)(1).

OR

☐ That no item of information contained in the information disclosure statement was cited in a communication from a foreign patent office in a counterpart foreign application, and, to the knowledge of the person signing the certification after making reasonable inquiry, no item of information contained in the information disclosure statement was known to any individual designated in 37 CFR 1.56(c) more than three months prior to the filing of the information disclosure statement. See 37 CFR 1.97(e)(2).

See attached certification statement.

The fee set forth in 37 CFR 1.17 (p) has been submitted herewith.

☒ A certification statement is not submitted herewith.

SIGNATURE

A signature of the applicant or representative is required in accordance with CFR 1.33, 10.18. Please see CFR 1.4(d) for the form of the signature.

Signature	/Patrick J. Finnan/	Date (YYYY-MM-DD)	2021-04-30
Name/Print	Patrick J. Finnan	Registration Number	39189

This collection of information is required by 37 CFR 1.97 and 1.98. The information is required to obtain or retain a benefit by the public which is to file (and by the USPTO to process) an application. Confidentiality is governed by 35 U.S.C. 122 and 37 CFR 1.14. This collection is estimated to take 1 hour to complete, including gathering, preparing and submitting the completed application form to the USPTO. Time will vary depending upon the individual case. Any comments on the amount of time you require to complete this form and/or suggestions for reducing this burden, should be sent to the Chief Information Officer, U.S. Patent and Trademark Office, U.S. Department of Commerce, P.O. Box 1450, Alexandria, VA 22313-1450. DO NOT SEND FEES OR COMPLETED FORMS TO THIS ADDRESS. **SEND TO: Commissioner for Patents, P.O. Box 1450, Alexandria, VA 22313-1450.**

ALL REFERENCES CONSIDERED EXCEPT WHERE LINED THROUGH. /D.H/

Privacy Act Statement

The Privacy Act of 1974 (P.L. 93-579) requires that you be given certain information in connection with your submission of the attached form related to a patent application or patent. Accordingly, pursuant to the requirements of the Act, please be advised that: (1) the general authority for the collection of this information is 35 U.S.C. 2(b)(2); (2) furnishing of the information solicited is voluntary; and (3) the principal purpose for which the information is used by the U.S. Patent and Trademark Office is to process and/or examine your submission related to a patent application or patent. If you do not furnish the requested information, the U.S. Patent and Trademark Office may not be able to process and/or examine your submission, which may result in termination of proceedings or abandonment of the application or expiration of the patent.

The information provided by you in this form will be subject to the following routine uses:

1. The information on this form will be treated confidentially to the extent allowed under the Freedom of Information Act (5 U.S.C. 552) and the Privacy Act (5 U.S.C. 552a). Records from this system of records may be disclosed to the Department of Justice to determine whether the Freedom of Information Act requires disclosure of these record s.

2. A record from this system of records may be disclosed, as a routine use, in the course of presenting evidence to a court, magistrate, or administrative tribunal, including disclosures to opposing counsel in the course of settlement negotiations.

3. A record in this system of records may be disclosed, as a routine use, to a Member of Congress submitting a request involving an individual, to whom the record pertains, when the individual has requested assistance from the Member with respect to the subject matter of the record.

4. A record in this system of records may be disclosed, as a routine use, to a contractor of the Agency having need for the information in order to perform a contract. Recipients of information shall be required to comply with the requirements of the Privacy Act of 1974, as amended, pursuant to 5 U.S.C. 552a(m).

5. A record related to an International Application filed under the Patent Cooperation Treaty in this system of records may be disclosed, as a routine use, to the International Bureau of the World Intellectual Property Organization, pursuant to the Patent Cooperation Treaty.

6. A record in this system of records may be disclosed, as a routine use, to another federal agency for purposes of National Security review (35 U.S.C. 181) and for review pursuant to the Atomic Energy Act (42 U.S.C. 218(c)).

7. A record from this system of records may be disclosed, as a routine use, to the Administrator, General Services, or his/her designee, during an inspection of records conducted by GSA as part of that agency's responsibility to recommend improvements in records management practices and programs, under authority of 44 U.S.C. 2904 and 2906. Such disclosure shall be made in accordance with the GSA regulations governing inspection of records for this purpose, and any other relevant (i.e., GSA or Commerce) directive. Such disclosure shall not be used to make determinations about individuals.

8. A record from this system of records may be disclosed, as a routine use, to the public after either publication of the application pursuant to 35 U.S.C. 122(b) or issuance of a patent pursuant to 35 U.S.C. 151. Further, a record may be disclosed, subject to the limitations of 37 CFR 1.14, as a routine use, to the public if the record was filed in an application which became abandoned or in which the proceedings were terminated and which application is referenced by either a published application, an application open to public inspections or an issued patent.

9. A record from this system of records may be disclosed, as a routine use, to a Federal, State, or local law enforcement agency, if the USPTO becomes aware of a violation or potential violation of law or regulation.

ALL REFERENCES CONSIDERED EXCEPT WHERE LINED THROUGH. /D.H/

Doc code: IDS
Doc description: Information Disclosure Statement (IDS) Filed

PTO/SB/08a (02-18)
Approved for use through 11/30/2020. OMB 0651-0031
U.S. Patent and Trademark Office; U.S. DEPARTMENT OF COMMERCE
Under the Paperwork Reduction Act of 1995, no persons are required to respond to a collection of information unless it contains a valid OMB control number.

INFORMATION DISCLOSURE STATEMENT BY APPLICANT

(Not for submission under 37 CFR 1.99)

Application Number	
Filing Date	
First Named Inventor	Carles PUENTE BALIARDA
Art Unit	
Examiner Name	
Attorney Docket Number	0690.0023CN5

U.S.PATENTS Remove

Examiner Initial*	Cite No	Patent Number	Kind Code[1]	Issue Date	Name of Patentee or Applicant of cited Document	Pages,Columns,Lines where Relevant Passages or Relevant Figures Appear
	1					

If you wish to add additional U.S. Patent citation information please click the Add button. Add

U.S.PATENT APPLICATION PUBLICATIONS Remove

Examiner Initial*	Cite No	Publication Number	Kind Code[1]	Publication Date	Name of Patentee or Applicant of cited Document	Pages,Columns,Lines where Relevant Passages or Relevant Figures Appear
	1					

If you wish to add additional U.S. Published Application citation information please click the Add button. Add

FOREIGN PATENT DOCUMENTS Remove

Examiner Initial*	Cite No	Foreign Document Number[3]	Country Code[2] i	Kind Code[4]	Publication Date	Name of Patentee or Applicant of cited Document	Pages,Columns,Lines where Relevant Passages or Relevant Figures Appear	T[5]
	1							

If you wish to add additional Foreign Patent Document citation information please click the Add button Add

NON-PATENT LITERATURE DOCUMENTS Remove

Examiner Initials*	Cite No	Include name of the author (in CAPITAL LETTERS), title of the article (when appropriate), title of the item (book, magazine, journal, serial, symposium, catalog, etc), date, pages(s), volume-issue number(s), publisher, city and/or country where published.	T[5]

ALL REFERENCES CONSIDERED EXCEPT WHERE LINED THROUGH. /D.H/

INFORMATION DISCLOSURE STATEMENT BY APPLICANT (Not for submission under 37 CFR 1.99)		
	Application Number	
	Filing Date	
	First Named Inventor	Carles PUENTE BALIARDA
	Art Unit	
	Examiner Name	
	Attorney Docket Number	0690.0023CN5

	1	US95/001413 - US95/000593 - US95/000598 - Patent owner's response to first office action for US patent 7148850 of July 29, 2011, Sterne Kessler Goldstein Fox, 20111031	
	2	US95/001414 - Corrected Patent Owner's Response to Office Action of October 8, 2010 of US patent no. 7202822, Sterne Kessler Goldstein Fox, 20110411	
	3	US95/001414 - Office action for the US patent 7202822 dated on October 8, 2010, USPTO, 20101008	
	4	US95/001414 - Request for inter partes reexamination for US patent 7202822 including claim charts from CC-A-1 to CCD, Samsung, 20100804	
	5	US95/001414 - Request for inter partes reexamination for US patent no. 7202822 - CC-A-1 - Claim chart comparing claims 1, 4-5, 7-9, 20-21, 25 and 31 of US patent 7202822 to US patent 6140975, Samsung, 20100809	
	6	US95/001414 - Request for inter partes reexamination for US patent no. 7202822 - CC-D - Claim Chart Comparing claims 1, 4-5, 7-9, 12, 13, 15, 18, 21, 25, 29-31, 35, 44, 46, 48 and 52 of US patent no. 7202822 to U.S. Pat.5363114 to Shoemaker, Samsung, 20100804	
	7	US95/001414 - Request for inter partes reexamination for US patent no. 7202822 issued April 10, 2007 - CC-C - Claim Chart Comparing claims 1, 4, 5, 7-9, 12, 13, 15, 18, 21, 25, 29-31, 35, 44, 46, 48 and 52 of US patent no.7202822 to Sanad., Samsung, 20100804	
	8	US95/001414 - Request for inter partes reexamination for US patent no. 7202822. Exhibit CC-A-2. Claim chart comparing claims 1, 4-5, 7-9, 12-13, 15, 18, 20-22, and 31 of US patent 7202822 to US patent 6140975, Samsung, 20100809	
	9	US95/001414 - Request for inter partes reexamination for US patent no. 7202822. Exhibit CC-A-3. Claim Chart Comparing claims 1, 4, 5, 7-9, 12, 13, 15, 18, 20-25, 29-31, 35, 44, 46, 48, 52 and 53 of US patent 7202822 to US patent 6140975, Samsung, 20100809	
	10	US95/001414 - Request for inter partes reexamination for US patent no. 7202822. Exhibit CC-A-4 Claim Chart Comparing claims 1, 4, 5, 7-9, 12, 13, 15, 18, 20-25, 29-31, 35, 44, 46, 48, 52 and 53 of US patent 7202822 to US patent 6140975, Samsung, 20100809	
	11	US95/001414 - Request for inter partes reexamination for US patent no. 7202822. Exhibit CC-B Claim Chart Comparing claims 1, 4, 5, 7-9, 13, 15, 18, 20-25, 29-31, 35, 44, 46, 48, 52, and 53 of US 7202822 to Sekine, Samsung, 20100809	

ALL REFERENCES CONSIDERED EXCEPT WHERE LINED THROUGH. /D.H/

INFORMATION DISCLOSURE STATEMENT BY APPLICANT (Not for submission under 37 CFR 1.99)		
	Application Number	
	Filing Date	
	First Named Inventor	Carles PUENTE BALIARDA
	Art Unit	
	Examiner Name	
	Attorney Docket Number	0690.0023CN5

	12	US95/001414 - Request for inter partes reexamination of US patent no. 7202822 issued April 10, 2007 - OTH-B - Samsung SCH U340, Samsung, 20100810	
	13	US95/001414 - Request for inter partes reexamination of US patent no. 7202822 issued April 10, 2007 - OTH-C - Samsung SCH-R500, Samsung, 20100810	
	14	US95/001414 - Request for inter partes reexamination of US patent no. 7202822 issued April 10, 2007 - OTH-D - Civil Action No. 6:09-cv-00203, Samsung, 20100528	
	15	US95/001414 - Third party requester's comments to patent owner's reply dated on January 10, 2011 for US patent 7202822, Samsung, 20110209	
	16	US95/001414 - US95/000592 - Action closing prosecution dated August 9, 2012 for US patent 7202822, USPTO, 20120809	
	17	US95/001414 - US95/000592 - Action Closing Prosecution dated on April 20, 2012 for US patent 7202822, USPTO, 20120420	
	18	US95/001414 - US95/000592 - Patent owner amendment in response to Right of Appeal Notice mailed on December 13, 2012 for US patent 7202822, Edell , Shapiro & Finnan , LLC, 20130313	
	19	US95/001414 - US95/000592 - Right of appeal notice for the US7202822, USPTO, 20121217	
	20	US95/001414 - US95/000592 - US95/000610 - Decision Sua Sponte to merge reexamination proceedings of US patent 7202822, USPTO, 20110607	
	21	US95/001414 - US95/000592 - US95/000610 - Office Action of US patent 7202822 dated July 29, 2011, USPTO, 20110729	
	22	US95/001414 - US95/000592 - US95/000610 - Patent owner´s response to first office action of July 29, 2011 of US patent 7202822, Sterne Kessler Goldstein Fox, 20111031	

ALL REFERENCES CONSIDERED EXCEPT WHERE LINED THROUGH. /D.H/

INFORMATION DISCLOSURE STATEMENT BY APPLICANT (Not for submission under 37 CFR 1.99)		
	Application Number	
	Filing Date	
	First Named Inventor	Carles PUENTE BALIARDA
	Art Unit	
	Examiner Name	
	Attorney Docket Number	0690.0023CN5

	23	US95/001414 - US95/000592 - US95/000610 - Third party requester's comments to patent owner's response of October 31, 2011 for US patent 7202822, Samsung - Kyocera - HTC, 20120323	

If you wish to add additional non-patent literature document citation information please click the Add button [Add]

EXAMINER SIGNATURE

Examiner Signature	/DUNG HONG/	Date Considered	03/08/2022

*EXAMINER: Initial if reference considered, whether or not citation is in conformance with MPEP 609. Draw line through a citation if not in conformance and not considered. Include copy of this form with next communication to applicant.

[1] See Kind Codes of USPTO Patent Documents at www.USPTO.GOV or MPEP 901.04. [2] Enter office that issued the document, by the two-letter code (WIPO Standard ST.3). [3] For Japanese patent documents, the indication of the year of the reign of the Emperor must precede the serial number of the patent document. [4] Kind of document by the appropriate symbols as indicated on the document under WIPO Standard ST.16 if possible. [5] Applicant is to place a check mark here if English language translation is attached.

ALL REFERENCES CONSIDERED EXCEPT WHERE LINED THROUGH. /D.H/

INFORMATION DISCLOSURE STATEMENT BY APPLICANT (Not for submission under 37 CFR 1.99)		
	Application Number	
	Filing Date	
	First Named Inventor	Carles PUENTE BALIARDA
	Art Unit	
	Examiner Name	
	Attorney Docket Number	0690.0023CN5

CERTIFICATION STATEMENT

Please see 37 CFR 1.97 and 1.98 to make the appropriate selection(s):

That each item of information contained in the information disclosure statement was first cited in any communication from a foreign patent office in a counterpart foreign application not more than three months prior to the filing of the information disclosure statement. See 37 CFR 1.97(e)(1).

OR

☐ That no item of information contained in the information disclosure statement was cited in a communication from a foreign patent office in a counterpart foreign application, and, to the knowledge of the person signing the certification after making reasonable inquiry, no item of information contained in the information disclosure statement was known to any individual designated in 37 CFR 1.56(c) more than three months prior to the filing of the information disclosure statement. See 37 CFR 1.97(e)(2).

See attached certification statement.

The fee set forth in 37 CFR 1.17 (p) has been submitted herewith.

☒ A certification statement is not submitted herewith.

SIGNATURE

A signature of the applicant or representative is required in accordance with CFR 1.33, 10.18. Please see CFR 1.4(d) for the form of the signature.

Signature	/Patrick J. Finnan/	Date (YYYY-MM-DD)	2021-04-30
Name/Print	Patrick J. Finnan	Registration Number	39189

This collection of information is required by 37 CFR 1.97 and 1.98. The information is required to obtain or retain a benefit by the public which is to file (and by the USPTO to process) an application. Confidentiality is governed by 35 U.S.C. 122 and 37 CFR 1.14. This collection is estimated to take 1 hour to complete, including gathering, preparing and submitting the completed application form to the USPTO. Time will vary depending upon the individual case. Any comments on the amount of time you require to complete this form and/or suggestions for reducing this burden, should be sent to the Chief Information Officer, U.S. Patent and Trademark Office, U.S. Department of Commerce, P.O. Box 1450, Alexandria, VA 22313-1450. DO NOT SEND FEES OR COMPLETED FORMS TO THIS ADDRESS. **SEND TO: Commissioner for Patents, P.O. Box 1450, Alexandria, VA 22313-1450.**

ALL REFERENCES CONSIDERED EXCEPT WHERE LINED THROUGH. /D.H/

Privacy Act Statement

The Privacy Act of 1974 (P.L. 93-579) requires that you be given certain information in connection with your submission of the attached form related to a patent application or patent. Accordingly, pursuant to the requirements of the Act, please be advised that: (1) the general authority for the collection of this information is 35 U.S.C. 2(b)(2); (2) furnishing of the information solicited is voluntary; and (3) the principal purpose for which the information is used by the U.S. Patent and Trademark Office is to process and/or examine your submission related to a patent application or patent. If you do not furnish the requested information, the U.S. Patent and Trademark Office may not be able to process and/or examine your submission, which may result in termination of proceedings or abandonment of the application or expiration of the patent.

The information provided by you in this form will be subject to the following routine uses:

1. The information on this form will be treated confidentially to the extent allowed under the Freedom of Information Act (5 U.S.C. 552) and the Privacy Act (5 U.S.C. 552a). Records from this system of records may be disclosed to the Department of Justice to determine whether the Freedom of Information Act requires disclosure of these record s.

2. A record from this system of records may be disclosed, as a routine use, in the course of presenting evidence to a court, magistrate, or administrative tribunal, including disclosures to opposing counsel in the course of settlement negotiations.

3. A record in this system of records may be disclosed, as a routine use, to a Member of Congress submitting a request involving an individual, to whom the record pertains, when the individual has requested assistance from the Member with respect to the subject matter of the record.

4. A record in this system of records may be disclosed, as a routine use, to a contractor of the Agency having need for the information in order to perform a contract. Recipients of information shall be required to comply with the requirements of the Privacy Act of 1974, as amended, pursuant to 5 U.S.C. 552a(m).

5. A record related to an International Application filed under the Patent Cooperation Treaty in this system of records may be disclosed, as a routine use, to the International Bureau of the World Intellectual Property Organization, pursuant to the Patent Cooperation Treaty.

6. A record in this system of records may be disclosed, as a routine use, to another federal agency for purposes of National Security review (35 U.S.C. 181) and for review pursuant to the Atomic Energy Act (42 U.S.C. 218(c)).

7. A record from this system of records may be disclosed, as a routine use, to the Administrator, General Services, or his/her designee, during an inspection of records conducted by GSA as part of that agency's responsibility to recommend improvements in records management practices and programs, under authority of 44 U.S.C. 2904 and 2906. Such disclosure shall be made in accordance with the GSA regulations governing inspection of records for this purpose, and any other relevant (i.e., GSA or Commerce) directive. Such disclosure shall not be used to make determinations about individuals.

8. A record from this system of records may be disclosed, as a routine use, to the public after either publication of the application pursuant to 35 U.S.C. 122(b) or issuance of a patent pursuant to 35 U.S.C. 151. Further, a record may be disclosed, subject to the limitations of 37 CFR 1.14, as a routine use, to the public if the record was filed in an application which became abandoned or in which the proceedings were terminated and which application is referenced by either a published application, an application open to public inspections or an issued patent.

9. A record from this system of records may be disclosed, as a routine use, to a Federal, State, or local law enforcement agency, if the USPTO becomes aware of a violation or potential violation of law or regulation.

ALL REFERENCES CONSIDERED EXCEPT WHERE LINED THROUGH. /D.H/

Web Search History

date, time	web site	search string
3/11/2022 2:45:05 PM	Google	complexity factor antenna value
3/11/2022 3:26:06 PM	Google	complexity factor antenna value at least
3/11/2022 3:26:16 PM	Google	complexity factor antenna value (at least or minimum)
3/11/2022 3:26:32 PM	Google	complexity factor antenna value (at least or minimum) frequency range higher
3/11/2022 3:29:16 PM	Google	complexity factor antenna value (at least or minimum) frequency range higher (second or secondary or multiple) antenna
3/11/2022 3:29:31 PM	Google	complexity factor antenna value (at least or minimum) frequency range higher (second or secondary or multiple) antenna ground plane

Doc code: IDS
Doc description: Information Disclosure Statement (IDS) Filed

PTO/SB/08a (02-18)
Approved for use through 11/30/2020. OMB 0651-0031
U.S. Patent and Trademark Office; U.S. DEPARTMENT OF COMMERCE
Under the Paperwork Reduction Act of 1995, no persons are required to respond to a collection of information unless it contains a valid OMB control number.

INFORMATION DISCLOSURE STATEMENT BY APPLICANT

(Not for submission under 37 CFR 1.99)

Application Number	
Filing Date	
First Named Inventor	Carles PUENTE BALIARDA
Art Unit	
Examiner Name	
Attorney Docket Number	0690.0023CN5

U.S.PATENTS Remove

Examiner Initial*	Cite No	Patent Number	Kind Code[1]	Issue Date	Name of Patentee or Applicant of cited Document	Pages,Columns,Lines where Relevant Passages or Relevant Figures Appear
	1					

If you wish to add additional U.S. Patent citation information please click the Add button. Add

U.S.PATENT APPLICATION PUBLICATIONS Remove

Examiner Initial*	Cite No	Publication Number	Kind Code[1]	Publication Date	Name of Patentee or Applicant of cited Document	Pages,Columns,Lines where Relevant Passages or Relevant Figures Appear
	1					

If you wish to add additional U.S. Published Application citation information please click the Add button. Add

FOREIGN PATENT DOCUMENTS Remove

Examiner Initial*	Cite No	Foreign Document Number[3]	Country Code[2] i	Kind Code[4]	Publication Date	Name of Patentee or Applicant of cited Document	Pages,Columns,Lines where Relevant Passages or Relevant Figures Appear	T[5]
	1							

If you wish to add additional Foreign Patent Document citation information please click the Add button Add

NON-PATENT LITERATURE DOCUMENTS Remove

Examiner Initials*	Cite No	Include name of the author (in CAPITAL LETTERS), title of the article (when appropriate), title of the item (book, magazine, journal, serial, symposium, catalog, etc), date, pages(s), volume-issue number(s), publisher, city and/or country where published.	T[5]

ALL REFERENCES CONSIDERED EXCEPT WHERE LINED THROUGH. /D.H/

INFORMATION DISCLOSURE STATEMENT BY APPLICANT (Not for submission under 37 CFR 1.99)		
	Application Number	
	Filing Date	
	First Named Inventor	Carles PUENTE BALIARDA
	Art Unit	
	Examiner Name	
	Attorney Docket Number	0690.0023CN5

	1	Document 0721 - Letter to John D. Love - Permission to file a motion for summary judgment of invalidity of the following 7 asserted claims from the MLV, patent family..., Defendants - Baker Botts, LLP, 20110318	
	2	Document 0768 - Fractus, S.A.'s objections to the Court's March 9, 2011, Order, Susman Godfrey, 20110325	
	3	Document 0780 - Defendants' opposition to Fractus SA objections to the Court's March 9, 2011 Order, Defendants - Baker Botts, LLP, 20110331	
	4	Document 0783 - Order, Court, 20110401	
	5	Document 0841 - Stipulation of Dismissal of all Claims and Counterclaims re '850 and '822, Defendants, 20110415	
	6	Document 0843 - Joint Motion to Dismiss Claims and Counterclaims re '850 and '822, Defendants, 20110415	
	7	Document 0854 - Defendants' Motion to Clarify Claim Construction, Defendants, 20110418	
	8	Document 0868 - Order, Court, 20110419	
	9	Document 0876 - Fractus's surreply to defendants' Motion for Summary Judgment re publication dates of three references, Susman Godfrey, 20110420	
	10	Document 0887 - Fractus's Response to Defendants' Motion to Clarify Claim Construction, Susman Godfrey, 20110425	
	11	Document 0889 - Reply in support of defendants' motion to clarify claim construction, Defendants, 20110427	

ALL REFERENCES CONSIDERED EXCEPT WHERE LINED THROUGH. /D.H/

INFORMATION DISCLOSURE STATEMENT BY APPLICANT (Not for submission under 37 CFR 1.99)		
	Application Number	
	Filing Date	
	First Named Inventor	Carles PUENTE BALIARDA
	Art Unit	
	Examiner Name	
	Attorney Docket Number	0690.0023CN5

	12	Document 0893 - Fractus SA's surreply to defendant's motion to clarify claim construction, Susman Godfrey, 20110429	
	13	Document 0900 - Order, Court, 20110429	
	14	Document 0901 - Report and recommendation of United States Magistrate Judge, Court, 20110502	
	15	Document 0902 - Fractus SA's objections to defendants' prior art notice, Susman Godfrey, 20110502	
	16	Document 0915 - Defendants' response to plaintiff's objections to defendants notice of prior art, Defendants, 20110505	
	17	Document 0933 - Defendants' motion for reconsideration of, and objections to, the May 2, 2011 report and recommendation clarifying claim construction, Defendants, 20110509	
	18	Document 0939 - Fractus's response to defendants' motion for reconsideration of and objections to the May 2, 2011, report and recommendations clarifying claim construction, Susman Godfrey, 20110510	
	19	Document 0968 - Order, Court, 20110513	
	20	Document 0971 - Order, Court, 20110513	
	21	Document 1082 - Joint motion to dismiss HTC, Susman Godfrey LLP, 20110913	
	22	Document 1083 - Order - Final consent judgement HTC, Court, 20110915	

ALL REFERENCES CONSIDERED EXCEPT WHERE LINED THROUGH. /D.H/

INFORMATION DISCLOSURE STATEMENT BY APPLICANT (Not for submission under 37 CFR 1.99)		
	Application Number	
	Filing Date	
	First Named Inventor	Carles PUENTE BALIARDA
	Art Unit	
	Examiner Name	
	Attorney Docket Number	0690.0023CN5

	23	Document 1088 - Samsung's motion to determine intervening rights in view of new Federal Circuit case law or, in the alternative, to stay the case pending the outcome of reexamination, Defendants, 20111019	
	24	Document 1091 - Fractus's response to Samsung's motion to determine intervening rights or to stay the case pending the outcome of reexamination, Susman Godfrey LLC, 20111102	
	25	Document 1092 - Samsung's reply in support of its motion to determine intervening rights in view of new Federal Circuit case law or, in the alternative, to stay the case pending the outcome of reexamination, Defendants, 20111114	
	26	Expert report of Dr. Warren L. Stutzman (redacted) - expert witness retained by Fractus, Fractus, 20110223	
	27	Expert report of Dwight L. Jaggard (redacted) - expert witness retained by Fractus, Fractus, 20110223	
	28	Expert report of Dwight L. Jaggard (redacted) - expert witness retained by Fractus, Fractus, 20110223, Pages: ii-vi, 12-24	
	29	Expert report of Stuart Long (redacted) - expert witness retained by Fractus, Fractus, 20110223	
	30	Fractus' Claim Construction Presentation - Markman Hearing, Fractus, 20100902	
	31	Letter from Baker Botts to Howison & Arnott LLP including exhibits, Defendants - Baker Botts, 20100805	
	32	Letter from Baker Botts to Kenyon & Kenyon LLP, Winstead PC and Howison & Arnott LLP including exhibits., Defendants - Baker Botts, 20091028	
	33	Oral and videotaped deposition of Dr. Stuart Long - Volume 1, , 20110311	

ALL REFERENCES CONSIDERED EXCEPT WHERE LINED THROUGH. /D.H/

INFORMATION DISCLOSURE STATEMENT BY APPLICANT (Not for submission under 37 CFR 1.99)		
	Application Number	
	Filing Date	
	First Named Inventor	Carles PUENTE BALIARDA
	Art Unit	
	Examiner Name	
	Attorney Docket Number	0690.0023CN5

	34	Oral and videotaped deposition of Dr. Stuart Long - Volume 2, Fractus, 20110313	
	35	Oral and videotaped deposition of Dr. Stuart Long - Volume 3, Fractus, 20110314	
	36	Oral and videotaped deposition of Dr. Warren L. Stutzman - Volume 1, Fractus, 20110303	
	37	Oral and videotaped deposition of Dr. Warren L. Stutzman - Volume 2, Fractus, 20110304	
	38	Rebuttal expert report of Dr. Dwight L. Jaggard (redacted version), Fractus, 20110216	
	39	Rebuttal expert report of Dr. Stuart A. Long (redacted version), Fractus, 20110216	
	40	Rebuttal expert report of Dr. Warren L. Stutzman (redacted version), Fractus, 20110216	
	41	The oral and videotaped deposition of Dwight Jaggard. Volume 1, Defendants, 20110308	
	42	The oral and videotaped deposition of Dwight Jaggard. Volume 2, Defendants, 20110309	
	43	The oral and videotaped deposition of Dwight Jaggard. Volume 3, Defendants, 20110310	
	44	Transcript of jury trial before the Honorable Leonard Davis - May 18, 2011 - 1:00 PM, Court, 20110518	

ALL REFERENCES CONSIDERED EXCEPT WHERE LINED THROUGH. /D.H/

INFORMATION DISCLOSURE STATEMENT BY APPLICANT (Not for submission under 37 CFR 1.99)		
	Application Number	
	Filing Date	
	First Named Inventor	Carles PUENTE BALIARDA
	Art Unit	
	Examiner Name	
	Attorney Docket Number	0690.0023CN5

	45	Transcript of jury trial before the Honorable Leonard Davis - May 18, 2011 - 8:45 AM, Court, 20110518	
	46	Transcript of jury trial before the Honorable Leonard Davis - May 19, 2011 - 1:00 PM, Court, 20110519	
	47	Transcript of jury trial before the Honorable Leonard Davis - May 19, 2011 - 8:45 AM, Court, 20110519	
	48	Transcript of jury trial before the Honorable Leonard Davis - May 20, 2011 - 12:30 PM, Court, 20110520	
	49	Transcript of jury trial before the Honorable Leonard Davis - May 20, 2011 - 8:30 AM, Court, 20110520	
	50	Transcript of jury trial before the Honorable Leonard Davis - May 23, 2011 - 8:55 AM, Court, 20110523	

If you wish to add additional non-patent literature document citation information please click the Add button Add

EXAMINER SIGNATURE

Examiner Signature	/DUNG HONG/	Date Considered	03/08/2022

*EXAMINER: Initial if reference considered, whether or not citation is in conformance with MPEP 609. Draw line through a citation if not in conformance and not considered. Include copy of this form with next communication to applicant.

[1] See Kind Codes of USPTO Patent Documents at www.USPTO.GOV or MPEP 901.04. [2] Enter office that issued the document, by the two-letter code (WIPO Standard ST.3). [3] For Japanese patent documents, the indication of the year of the reign of the Emperor must precede the serial number of the patent document. [4] Kind of document by the appropriate symbols as indicated on the document under WIPO Standard ST.16 if possible. [5] Applicant is to place a check mark here if English language translation is attached.

ALL REFERENCES CONSIDERED EXCEPT WHERE LINED THROUGH. /D.H/

INFORMATION DISCLOSURE STATEMENT BY APPLICANT (Not for submission under 37 CFR 1.99)		
	Application Number	
	Filing Date	
	First Named Inventor	Carles PUENTE BALIARDA
	Art Unit	
	Examiner Name	
	Attorney Docket Number	0690.0023CN5

CERTIFICATION STATEMENT

Please see 37 CFR 1.97 and 1.98 to make the appropriate selection(s):

That each item of information contained in the information disclosure statement was first cited in any communication from a foreign patent office in a counterpart foreign application not more than three months prior to the filing of the information disclosure statement. See 37 CFR 1.97(e)(1).

OR

☐ That no item of information contained in the information disclosure statement was cited in a communication from a foreign patent office in a counterpart foreign application, and, to the knowledge of the person signing the certification after making reasonable inquiry, no item of information contained in the information disclosure statement was known to any individual designated in 37 CFR 1.56(c) more than three months prior to the filing of the information disclosure statement. See 37 CFR 1.97(e)(2).

See attached certification statement.

The fee set forth in 37 CFR 1.17 (p) has been submitted herewith.

☒ A certification statement is not submitted herewith.

SIGNATURE

A signature of the applicant or representative is required in accordance with CFR 1.33, 10.18. Please see CFR 1.4(d) for the form of the signature.

Signature	/Patrick J. Finnan/	Date (YYYY-MM-DD)	2021-04-30
Name/Print	Patrick J. Finnan	Registration Number	39189

This collection of information is required by 37 CFR 1.97 and 1.98. The information is required to obtain or retain a benefit by the public which is to file (and by the USPTO to process) an application. Confidentiality is governed by 35 U.S.C. 122 and 37 CFR 1.14. This collection is estimated to take 1 hour to complete, including gathering, preparing and submitting the completed application form to the USPTO. Time will vary depending upon the individual case. Any comments on the amount of time you require to complete this form and/or suggestions for reducing this burden, should be sent to the Chief Information Officer, U.S. Patent and Trademark Office, U.S. Department of Commerce, P.O. Box 1450, Alexandria, VA 22313-1450. DO NOT SEND FEES OR COMPLETED FORMS TO THIS ADDRESS. **SEND TO: Commissioner for Patents, P.O. Box 1450, Alexandria, VA 22313-1450.**

ALL REFERENCES CONSIDERED EXCEPT WHERE LINED THROUGH. /D.H/

Privacy Act Statement

The Privacy Act of 1974 (P.L. 93-579) requires that you be given certain information in connection with your submission of the attached form related to a patent application or patent. Accordingly, pursuant to the requirements of the Act, please be advised that: (1) the general authority for the collection of this information is 35 U.S.C. 2(b)(2); (2) furnishing of the information solicited is voluntary; and (3) the principal purpose for which the information is used by the U.S. Patent and Trademark Office is to process and/or examine your submission related to a patent application or patent. If you do not furnish the requested information, the U.S. Patent and Trademark Office may not be able to process and/or examine your submission, which may result in termination of proceedings or abandonment of the application or expiration of the patent.

The information provided by you in this form will be subject to the following routine uses:

1. The information on this form will be treated confidentially to the extent allowed under the Freedom of Information Act (5 U.S.C. 552) and the Privacy Act (5 U.S.C. 552a). Records from this system of records may be disclosed to the Department of Justice to determine whether the Freedom of Information Act requires disclosure of these record s.

2. A record from this system of records may be disclosed, as a routine use, in the course of presenting evidence to a court, magistrate, or administrative tribunal, including disclosures to opposing counsel in the course of settlement negotiations.

3. A record in this system of records may be disclosed, as a routine use, to a Member of Congress submitting a request involving an individual, to whom the record pertains, when the individual has requested assistance from the Member with respect to the subject matter of the record.

4. A record in this system of records may be disclosed, as a routine use, to a contractor of the Agency having need for the information in order to perform a contract. Recipients of information shall be required to comply with the requirements of the Privacy Act of 1974, as amended, pursuant to 5 U.S.C. 552a(m).

5. A record related to an International Application filed under the Patent Cooperation Treaty in this system of records may be disclosed, as a routine use, to the International Bureau of the World Intellectual Property Organization, pursuant to the Patent Cooperation Treaty.

6. A record in this system of records may be disclosed, as a routine use, to another federal agency for purposes of National Security review (35 U.S.C. 181) and for review pursuant to the Atomic Energy Act (42 U.S.C. 218(c)).

7. A record from this system of records may be disclosed, as a routine use, to the Administrator, General Services, or his/her designee, during an inspection of records conducted by GSA as part of that agency's responsibility to recommend improvements in records management practices and programs, under authority of 44 U.S.C. 2904 and 2906. Such disclosure shall be made in accordance with the GSA regulations governing inspection of records for this purpose, and any other relevant (i.e., GSA or Commerce) directive. Such disclosure shall not be used to make determinations about individuals.

8. A record from this system of records may be disclosed, as a routine use, to the public after either publication of the application pursuant to 35 U.S.C. 122(b) or issuance of a patent pursuant to 35 U.S.C. 151. Further, a record may be disclosed, subject to the limitations of 37 CFR 1.14, as a routine use, to the public if the record was filed in an application which became abandoned or in which the proceedings were terminated and which application is referenced by either a published application, an application open to public inspections or an issued patent.

9. A record from this system of records may be disclosed, as a routine use, to a Federal, State, or local law enforcement agency, if the USPTO becomes aware of a violation or potential violation of law or regulation.

ALL REFERENCES CONSIDERED EXCEPT WHERE LINED THROUGH. /D.H/

Bibliographic Data

Application No: 17/246,192

Foreign Priority claimed: (•) Yes ( ) No

35 USC 119 (a-d) conditions met: [✓] Yes [ ] No [ ] Met After Allowance

Verified and Acknowledged: /DUNG HONG/ Examiner's Signature | Initials

Title: Multiple-Body-Configuration Multimedia and Smartphone Multifunction Wireless Devices

FILING or 371(c) DATE	CLASS	GROUP ART UNIT	ATTORNEY DOCKET NO.
04/30/2021	343	2643	0690.0023CN5
RULE			

APPLICANTS

Fractus, S.A., Barcelona, SPAIN

INVENTORS

Carles PUENTE BALIARDA, Barcelona, SPAIN

Josep MUMBRU, Asnières-sur-Seine, FRANCE

Jordi ILARIO, Barcelona, SPAIN

CONTINUING DATA

This application is a CON of 16832820 03/27/2020 PAT 11031677

16832820 is a CON of 15856626 12/28/2017 PAT 10644380

15856626 is a CON of 14738090 06/12/2015 PAT 9899727

14738090 is a CON of 14246491 04/07/2014 PAT 9099773

14246491 is a CON of 11614429 12/21/2006 PAT 8738103

11614429 has PRO of 60856410 11/03/2006

11614429 has PRO of 60831544 07/18/2006

FOREIGN APPLICATIONS

EPO EP06117352.2 07/18/2006

IF REQUIRED, FOREIGN LICENSE GRANTED**

05/07/2021

STATE OR COUNTRY

SPAIN

ADDRESS

EDELL, SHAPIRO & FINNAN, LLC

9801 Washingtonian Blvd.

Suite 750

Gaithersburg, MD 20878
UNITED STATES

FILING FEE RECEIVED

$2,200

Doc code: IDS
Doc description: Information Disclosure Statement (IDS) Filed

PTO/SB/08a (02-18)
Approved for use through 11/30/2020. OMB 0651-0031
U.S. Patent and Trademark Office; U.S. DEPARTMENT OF COMMERCE
Under the Paperwork Reduction Act of 1995, no persons are required to respond to a collection of information unless it contains a valid OMB control number.

INFORMATION DISCLOSURE STATEMENT BY APPLICANT

(Not for submission under 37 CFR 1.99)

Application Number	
Filing Date	
First Named Inventor	Carles PUENTE BALIARDA
Art Unit	
Examiner Name	
Attorney Docket Number	0690.0023CN5

U.S.PATENTS Remove

Examiner Initial*	Cite No	Patent Number	Kind Code[1]	Issue Date	Name of Patentee or Applicant of cited Document	Pages,Columns,Lines where Relevant Passages or Relevant Figures Appear
	1					

If you wish to add additional U.S. Patent citation information please click the Add button. Add

U.S.PATENT APPLICATION PUBLICATIONS Remove

Examiner Initial*	Cite No	Publication Number	Kind Code[1]	Publication Date	Name of Patentee or Applicant of cited Document	Pages,Columns,Lines where Relevant Passages or Relevant Figures Appear
	1					

If you wish to add additional U.S. Published Application citation information please click the Add button. Add

FOREIGN PATENT DOCUMENTS Remove

Examiner Initial*	Cite No	Foreign Document Number[3]	Country Code[2] i	Kind Code[4]	Publication Date	Name of Patentee or Applicant of cited Document	Pages,Columns,Lines where Relevant Passages or Relevant Figures Appear	T[5]
	1							

If you wish to add additional Foreign Patent Document citation information please click the Add button Add

NON-PATENT LITERATURE DOCUMENTS Remove

Examiner Initials*	Cite No	Include name of the author (in CAPITAL LETTERS), title of the article (when appropriate), title of the item (book, magazine, journal, serial, symposium, catalog, etc), date, pages(s), volume-issue number(s), publisher, city and/or country where published.	T[5]

ALL REFERENCES CONSIDERED EXCEPT WHERE LINED THROUGH. /D.H/

INFORMATION DISCLOSURE STATEMENT BY APPLICANT (Not for submission under 37 CFR 1.99)		
	Application Number	
	Filing Date	
	First Named Inventor	Carles PUENTE BALIARDA
	Art Unit	
	Examiner Name	
	Attorney Docket Number	0690.0023CN5

	1	Infringement Chart - Samsung SGH-I907. Patent: 7148850, Fractus, 20091105	
	2	Infringement Chart - Samsung SGH-I907. Patent: 7202822, Fractus, 20091105	
	3	Infringement Chart - Samsung SGH-T219., Fractus, 20091105	
	4	Infringement Chart - Samsung SGH-T219. Patent: 7148850, Fractus, 20091105	
	5	Infringement Chart - Samsung SGH-T219. Patent: 7202822, Fractus, 20091105	
	6	Infringement Chart - Samsung SGH-T239, Fractus, 20091105	
	7	Infringement Chart - Samsung SGH-T239. Patent: 7148850, Fractus, 20091105	
	8	Infringement Chart - Samsung SGH-T239. Patent: 7202822, Fractus, 20091105	
	9	Infringement Chart - Samsung SGH-T559, Fractus, 20091105	
	10	Infringement Chart - Samsung SGH-T559 Comeback. Patent: 7148850, Fractus, 20091105	
	11	Infringement Chart - Samsung SGH-T559 Comeback. Patent: 7202822, Fractus, 20091105	

ALL REFERENCES CONSIDERED EXCEPT WHERE LINED THROUGH. /D.H/

INFORMATION DISCLOSURE STATEMENT BY APPLICANT (Not for submission under 37 CFR 1.99)		
	Application Number	
	Filing Date	
	First Named Inventor	Carles PUENTE BALIARDA
	Art Unit	
	Examiner Name	
	Attorney Docket Number	0690.0023CN5

	12	Infringement Chart - Samsung SGH-T639, Fractus, 20091105	
	13	Infringement Chart - Samsung SGH-T639. Patent: 7148850, Fractus, 20091105	
	14	Infringement Chart - Samsung SGH-T639. Patent: 7202822, Fractus, 20091105	
	15	Infringement Chart - Samsung SGH-T739, Fractus, 20091105	
	16	Infringement Chart - Samsung SGH-T739. Patent: 7148850, Fractus, 20091105	
	17	Infringement Chart - Samsung SGH-T739. Patent: 7202822, Fractus, 20091105	
	18	Infringement Chart - Samsung SGH-T819, Fractus, 20091105	
	19	Infringement Chart - Samsung SGH-T819. Patent: 7148850, Fractus, 20091105	
	20	Infringement Chart - Samsung SGH-T819. Patent: 7202822, Fractus, 20091105	
	21	Infringement Chart - Samsung SGH-T929, Fractus, 20091105	
	22	Infringement Chart - Samsung SGH-T929. Patent: 7148850, Fractus, 20091105	

ALL REFERENCES CONSIDERED EXCEPT WHERE LINED THROUGH. /D.H/

INFORMATION DISCLOSURE STATEMENT BY APPLICANT (Not for submission under 37 CFR 1.99)		
	Application Number	
	Filing Date	
	First Named Inventor	Carles PUENTE BALIARDA
	Art Unit	
	Examiner Name	
	Attorney Docket Number	0690.0023CN5

	23	Infringement Chart - Samsung SGH-T929. Patent: 7202822, Fractus, 20091105	
	24	Infringement Chart - Samsung SGH A117, Fractus, 20091105	
	25	Infringement Chart - Samsung SGH A117. Patent: 7148850, Fractus, 20091105	
	26	Infringement Chart - Samsung SGH A117. Patent: 7202822, Fractus, 20091105	
	27	Infringement Chart - Samsung SGH A127. Patent: 7148850, Fractus, 20091105	
	28	Infringement Chart - Samsung SGH A127. Patent: 7202822, Fractus, 20091105	
	29	Infringement Chart - Samsung SGH A437, Fractus, 20091105	
	30	Infringement Chart - Samsung SGH A437. Patent: 7148850, Fractus, 20091105	
	31	Infringement Chart - Samsung SGH A437. Patent: 7202822, Fractus, 20091105	
	32	Infringement Chart - Samsung SGH A737, Fractus, 20091105	
	33	Infringement Chart - Samsung SGH A737. Patent: 7148850, Fractus, 20091105	

ALL REFERENCES CONSIDERED EXCEPT WHERE LINED THROUGH. /D.H/

INFORMATION DISCLOSURE STATEMENT BY APPLICANT (Not for submission under 37 CFR 1.99)		
	Application Number	
	Filing Date	
	First Named Inventor	Carles PUENTE BALIARDA
	Art Unit	
	Examiner Name	
	Attorney Docket Number	0690.0023CN5

	34	Infringement Chart - Samsung SGH A737. Patent: 7202822, Fractus, 20091105	
	35	Infringement Chart - Samsung SGH A867, Fractus, 20091105	
	36	Infringement Chart - Samsung SGH A867. Patent: 7148850, Fractus, 20091105	
	37	Infringement Chart - Samsung SGH A867. Patent: 7202822, Fractus, 20091105	
	38	Infringement Chart - Samsung SGH T229, Fractus, 20091105	
	39	Infringement Chart - Samsung SGH T229. Patent: 7148850, Fractus, 20091105	
	40	Infringement Chart - Samsung SGH T229. Patent: 7202822, Fractus, 20091105	
	41	Infringement Chart - Samsung SGH T439, Fractus, 20091105	
	42	Infringement Chart - Samsung SGH T439. Patent: 7148850, Fractus, 20091105	
	43	Infringement Chart - Samsung SGH T439. Patent: 7202822, Fractus, 20091105	
	44	Infringement Chart - Samsung SGH T459, Fractus, 20091105	

ALL REFERENCES CONSIDERED EXCEPT WHERE LINED THROUGH. /D.H/

INFORMATION DISCLOSURE STATEMENT BY APPLICANT (Not for submission under 37 CFR 1.99)		
	Application Number	
	Filing Date	
	First Named Inventor	Carles PUENTE BALIARDA
	Art Unit	
	Examiner Name	
	Attorney Docket Number	0690.0023CN5

	45	Infringement Chart - Samsung SGH T459. Patent: 7148850, Fractus, 20091105	
	46	Infringement Chart - Samsung SGH T459. Patent: 7202822, Fractus, 20091105	
	47	Infringement Chart - Samsung SGH T919, Fractus, 20091105	
	48	Infringement Chart - Samsung SGH T919. Patent: 7148850, Fractus, 20091105	
	49	Infringement Chart - Samsung SGH T919. Patent: 7202822, Fractus, 20091105	
	50	Infringement Chart - Samsung Spex R210a, Fractus, 20091105	

If you wish to add additional non-patent literature document citation information please click the Add button Add

EXAMINER SIGNATURE

Examiner Signature	/DUNG HONG/	Date Considered	03/08/2022

*EXAMINER: Initial if reference considered, whether or not citation is in conformance with MPEP 609. Draw line through a citation if not in conformance and not considered. Include copy of this form with next communication to applicant.

[1] See Kind Codes of USPTO Patent Documents at www.USPTO.GOV or MPEP 901.04. [2] Enter office that issued the document, by the two-letter code (WIPO Standard ST.3). [3] For Japanese patent documents, the indication of the year of the reign of the Emperor must precede the serial number of the patent document. [4] Kind of document by the appropriate symbols as indicated on the document under WIPO Standard ST.16 if possible. [5] Applicant is to place a check mark here if English language translation is attached.

ALL REFERENCES CONSIDERED EXCEPT WHERE LINED THROUGH. /D.H/

INFORMATION DISCLOSURE STATEMENT BY APPLICANT (Not for submission under 37 CFR 1.99)		
	Application Number	
	Filing Date	
	First Named Inventor	Carles PUENTE BALIARDA
	Art Unit	
	Examiner Name	
	Attorney Docket Number	0690.0023CN5

CERTIFICATION STATEMENT

Please see 37 CFR 1.97 and 1.98 to make the appropriate selection(s):

That each item of information contained in the information disclosure statement was first cited in any communication from a foreign patent office in a counterpart foreign application not more than three months prior to the filing of the information disclosure statement. See 37 CFR 1.97(e)(1).

OR

☐ That no item of information contained in the information disclosure statement was cited in a communication from a foreign patent office in a counterpart foreign application, and, to the knowledge of the person signing the certification after making reasonable inquiry, no item of information contained in the information disclosure statement was known to any individual designated in 37 CFR 1.56(c) more than three months prior to the filing of the information disclosure statement. See 37 CFR 1.97(e)(2).

See attached certification statement.

The fee set forth in 37 CFR 1.17 (p) has been submitted herewith.

☒ A certification statement is not submitted herewith.

SIGNATURE

A signature of the applicant or representative is required in accordance with CFR 1.33, 10.18. Please see CFR 1.4(d) for the form of the signature.

Signature	/Patrick J. Finnan/	Date (YYYY-MM-DD)	2021-04-30
Name/Print	Patrick J. Finnan	Registration Number	39189

This collection of information is required by 37 CFR 1.97 and 1.98. The information is required to obtain or retain a benefit by the public which is to file (and by the USPTO to process) an application. Confidentiality is governed by 35 U.S.C. 122 and 37 CFR 1.14. This collection is estimated to take 1 hour to complete, including gathering, preparing and submitting the completed application form to the USPTO. Time will vary depending upon the individual case. Any comments on the amount of time you require to complete this form and/or suggestions for reducing this burden, should be sent to the Chief Information Officer, U.S. Patent and Trademark Office, U.S. Department of Commerce, P.O. Box 1450, Alexandria, VA 22313-1450. DO NOT SEND FEES OR COMPLETED FORMS TO THIS ADDRESS. **SEND TO: Commissioner for Patents, P.O. Box 1450, Alexandria, VA 22313-1450.**

ALL REFERENCES CONSIDERED EXCEPT WHERE LINED THROUGH. /D.H/

Privacy Act Statement

The Privacy Act of 1974 (P.L. 93-579) requires that you be given certain information in connection with your submission of the attached form related to a patent application or patent. Accordingly, pursuant to the requirements of the Act, please be advised that: (1) the general authority for the collection of this information is 35 U.S.C. 2(b)(2); (2) furnishing of the information solicited is voluntary; and (3) the principal purpose for which the information is used by the U.S. Patent and Trademark Office is to process and/or examine your submission related to a patent application or patent. If you do not furnish the requested information, the U.S. Patent and Trademark Office may not be able to process and/or examine your submission, which may result in termination of proceedings or abandonment of the application or expiration of the patent.

The information provided by you in this form will be subject to the following routine uses:

1. The information on this form will be treated confidentially to the extent allowed under the Freedom of Information Act (5 U.S.C. 552) and the Privacy Act (5 U.S.C. 552a). Records from this system of records may be disclosed to the Department of Justice to determine whether the Freedom of Information Act requires disclosure of these record s.

2. A record from this system of records may be disclosed, as a routine use, in the course of presenting evidence to a court, magistrate, or administrative tribunal, including disclosures to opposing counsel in the course of settlement negotiations.

3. A record in this system of records may be disclosed, as a routine use, to a Member of Congress submitting a request involving an individual, to whom the record pertains, when the individual has requested assistance from the Member with respect to the subject matter of the record.

4. A record in this system of records may be disclosed, as a routine use, to a contractor of the Agency having need for the information in order to perform a contract. Recipients of information shall be required to comply with the requirements of the Privacy Act of 1974, as amended, pursuant to 5 U.S.C. 552a(m).

5. A record related to an International Application filed under the Patent Cooperation Treaty in this system of records may be disclosed, as a routine use, to the International Bureau of the World Intellectual Property Organization, pursuant to the Patent Cooperation Treaty.

6. A record in this system of records may be disclosed, as a routine use, to another federal agency for purposes of National Security review (35 U.S.C. 181) and for review pursuant to the Atomic Energy Act (42 U.S.C. 218(c)).

7. A record from this system of records may be disclosed, as a routine use, to the Administrator, General Services, or his/her designee, during an inspection of records conducted by GSA as part of that agency's responsibility to recommend improvements in records management practices and programs, under authority of 44 U.S.C. 2904 and 2906. Such disclosure shall be made in accordance with the GSA regulations governing inspection of records for this purpose, and any other relevant (i.e., GSA or Commerce) directive. Such disclosure shall not be used to make determinations about individuals.

8. A record from this system of records may be disclosed, as a routine use, to the public after either publication of the application pursuant to 35 U.S.C. 122(b) or issuance of a patent pursuant to 35 U.S.C. 151. Further, a record may be disclosed, subject to the limitations of 37 CFR 1.14, as a routine use, to the public if the record was filed in an application which became abandoned or in which the proceedings were terminated and which application is referenced by either a published application, an application open to public inspections or an issued patent.

9. A record from this system of records may be disclosed, as a routine use, to a Federal, State, or local law enforcement agency, if the USPTO becomes aware of a violation or potential violation of law or regulation.

ALL REFERENCES CONSIDERED EXCEPT WHERE LINED THROUGH. /D.H/

Doc code: IDS
Doc description: Information Disclosure Statement (IDS) Filed

PTO/SB/08a (02-18)
Approved for use through 11/30/2020. OMB 0651-0031
U.S. Patent and Trademark Office; U.S. DEPARTMENT OF COMMERCE
Under the Paperwork Reduction Act of 1995, no persons are required to respond to a collection of information unless it contains a valid OMB control number.

INFORMATION DISCLOSURE STATEMENT BY APPLICANT
(Not for submission under 37 CFR 1.99)

Application Number	
Filing Date	
First Named Inventor	Carles PUENTE BALIARDA
Art Unit	
Examiner Name	
Attorney Docket Number	0690.0023CN5

U.S.PATENTS Remove

Examiner Initial*	Cite No	Patent Number	Kind Code[1]	Issue Date	Name of Patentee or Applicant of cited Document	Pages,Columns,Lines where Relevant Passages or Relevant Figures Appear
	1	6127977		2000-10-03	COHEN	
	2	6130651		2000-10-10	YANAGISAWA	
	3	6131042		2000-10-10	LEE	
	4	6138245		2000-10-24	SON	
	5	6140966		2000-10-31	PANKINAHO	
	6	6140969		2000-10-31	LINDENMEIER	
	7	6140975		2000-10-31	COHEN	
	8	6141540		2000-10-31	RICHARDS	

ALL REFERENCES CONSIDERED EXCEPT WHERE LINED THROUGH. /D.H/

INFORMATION DISCLOSURE STATEMENT BY APPLICANT (Not for submission under 37 CFR 1.99)		
	Application Number	
	Filing Date	
	First Named Inventor	Carles PUENTE BALIARDA
	Art Unit	
	Examiner Name	
	Attorney Docket Number	0690.0023CN5

	9	6147649		2000-11-14	IVRISSIMTZIS	
	10	6147652		2000-11-14	SEKINE	
	11	6147655		2000-11-14	ROESNER	
	12	6157344		2000-12-05	BATEMAN	
	13	6160513		2000-12-12	DAVIDSON	
	14	6166694		2000-12-26	YING	
	15	6172618		2001-01-09	HAKOZAKI	
	16	6181281		2001-01-30	DESCLOS	
	17	6181284		2001-01-30	MADSEN	
	18	6195048		2001-02-27	CHIBA	
	19	6198442		2001-03-06	RUTKOWSKI	

ALL REFERENCES CONSIDERED EXCEPT WHERE LINED THROUGH. /D.H/

INFORMATION DISCLOSURE STATEMENT BY APPLICANT (Not for submission under 37 CFR 1.99)		
	Application Number	
	Filing Date	
	First Named Inventor	Carles PUENTE BALIARDA
	Art Unit	
	Examiner Name	
	Attorney Docket Number	0690.0023CN5

	20	6201501		2001-03-13	ARKKO	
	21	6204826		2001-03-20	RUTKOWSKI	
	22	6211824		2001-04-03	HOLDEN	
	23	6211826		2001-04-03	AOKI	
	24	6211889		2001-04-03	STOUTAMIRE	
	25	6215474		2001-04-10	SHAH	
	26	6218992		2001-04-17	SADLER	
	27	6236366		2001-05-22	YAMAMOTO	
	28	6236372		2001-05-22	LINDENMEIER	
	29	6239765		2001-05-29	JOHNSON	
	30	6243592		2001-06-05	NAKADA	

ALL REFERENCES CONSIDERED EXCEPT WHERE LINED THROUGH. /D.H/

INFORMATION DISCLOSURE STATEMENT BY APPLICANT (Not for submission under 37 CFR 1.99)		
	Application Number	
	Filing Date	
	First Named Inventor	Carles PUENTE BALIARDA
	Art Unit	
	Examiner Name	
	Attorney Docket Number	0690.0023CN5

	31	6255994		2001-07-03	SAITO	
	32	6259407		2001-07-10	TRAN	
	33	6266023		2001-07-24	NAGY	
	34	6266538		2001-07-24	WALDRON	
	35	6271794		2001-08-07	GEERAERT	
	36	6272356		2001-08-07	DOLMAN	
	37	6275198		2001-08-14	KENOUN	
	38	6281846		2001-08-28	PUENTE	
	39	6281848		2001-08-28	NAGUMO	
	40	6285326		2001-09-04	DIXIMUS	
	41	6285327		2001-09-04	SEE	

ALL REFERENCES CONSIDERED EXCEPT WHERE LINED THROUGH. /D.H/

INFORMATION DISCLOSURE STATEMENT BY APPLICANT (Not for submission under 37 CFR 1.99)		
	Application Number	
	Filing Date	
	First Named Inventor	Carles PUENTE BALIARDA
	Art Unit	
	Examiner Name	
	Attorney Docket Number	0690.0023CN5

	42	6285342		2001-09-04	BRADY	
	43	6288680		2001-09-11	TSURU	
	44	6292154		2001-09-18	DEGUCHI	
	45	6300910		2001-10-09	KIM	
	46	6300914		2001-10-09	YANG	
	47	6301489		2001-10-09	WINSTEAD	
	48	6307511		2001-10-23	YING	
	49	6307512		2001-10-23	GEERAERT	
	50	6307519		2001-10-23	LIVINGSTON	

If you wish to add additional U.S. Patent citation information please click the Add button. Add

U.S.PATENT APPLICATION PUBLICATIONS Remove

Examiner Initial*	Cite No	Publication Number	Kind Code[1]	Publication Date	Name of Patentee or Applicant of cited Document	Pages,Columns,Lines where Relevant Passages or Relevant Figures Appear

EFS Web 2.1.18

ALL REFERENCES CONSIDERED EXCEPT WHERE LINED THROUGH. /D.H/

INFORMATION DISCLOSURE STATEMENT BY APPLICANT (Not for submission under 37 CFR 1.99)		
	Application Number	
	Filing Date	
	First Named Inventor	Carles PUENTE BALIARDA
	Art Unit	
	Examiner Name	
	Attorney Docket Number	0690.0023CN5

	1				

If you wish to add additional U.S. Published Application citation information please click the Add button. Add

FOREIGN PATENT DOCUMENTS Remove

Examiner Initial*	Cite No	Foreign Document Number[3]	Country Code[2] i	Kind Code[4]	Publication Date	Name of Patentee or Applicant of cited Document	Pages,Columns,Lines where Relevant Passages or Relevant Figures Appear	T[5]
	1	00/22695	WO		2000-04-20	DIXIMUS		
	2	00/25266	WO		2000-05-04	ROYER		
	3	00/34916	WO		2000-06-15	GLOTON		
	4	00/36700	WO		2000-06-22	YING		
	5	00/49680	WO		2000-08-24	TURNBULL		
	6	00/52784	WO		2000-09-08	SIEMENS		
	7	00/52787	WO		2000-09-08	SCHOLZ		
	8	00/57511	WO		2000-09-28	SCHREIBER		

ALL REFERENCES CONSIDERED EXCEPT WHERE LINED THROUGH. /D.H/

INFORMATION DISCLOSURE STATEMENT BY APPLICANT (Not for submission under 37 CFR 1.99)		
	Application Number	
	Filing Date	
	First Named Inventor	Carles PUENTE BALIARDA
	Art Unit	
	Examiner Name	
	Attorney Docket Number	0690.0023CN5

	9	00/65686	WO		2000-11-02	FAULKNER		
	10	00/67342	WO		2000-11-09	YLIJURVA		
	11	00/74172	WO		2000-12-07	EDVARDSSON		
	12	00/77728	WO		2000-12-21	FIDALGO		
	13	00/77884	WO		2000-12-21	LANGLEY		
	14	01/03238	WO		2001-01-11	PAN		
	15	01/05048	WO		2001-01-18	HAGSTROM		
	16	01/08093	WO		2001-02-01	CALVAS		
	17	01/08257	WO		2001-02-01	ROWELL		
	18	01/08260	WO		2001-02-01	RUTKOWSKI		
	19	01/09976	WO		2001-02-08	HUBER		

ALL REFERENCES CONSIDERED EXCEPT WHERE LINED THROUGH. /D.H/

INFORMATION DISCLOSURE STATEMENT BY APPLICANT (Not for submission under 37 CFR 1.99)		
	Application Number	
	Filing Date	
	First Named Inventor	Carles PUENTE BALIARDA
	Art Unit	
	Examiner Name	
	Attorney Docket Number	0690.0023CN5

	20	01/11716	WO		2001-02-15	TONINATO		
	21	01/11721	WO		2001-02-15	RUTFORS		
	22	01/13464	WO		2001-02-22	SADLER		
	23	01/15271	WO		2001-03-01	ISHITOBI		
	24	01/17061	WO		2001-03-08	HUBER		
	25	01/17063	WO		2001-03-08	YING		
	26	01/17064	WO		2001-03-08	SANAD		
	27	01/18909	WO		2001-03-15	NAGUMO		
	28	01/20714	WO		2001-03-22	READING		
	29	01/20927	WO		2001-03-22	UNDERBRINK		
	30	01/22528	WO		2001-03-29	PUENTE		

ALL REFERENCES CONSIDERED EXCEPT WHERE LINED THROUGH. /D.H/

INFORMATION DISCLOSURE STATEMENT BY APPLICANT (Not for submission under 37 CFR 1.99)		
	Application Number	
	Filing Date	
	First Named Inventor	Carles PUENTE BALIARDA
	Art Unit	
	Examiner Name	
	Attorney Docket Number	0690.0023CN5

	31	01/24314	WO		2001-04-05	LANGLEY		
	32	01/24316	WO		2001-04-05	TSUBAKI		
	33	01/26182	WO		2001-04-12	HELLGREN		
	34	01/28035	WO		2001-04-19	SANAD		
	35	01/29927	WO		2001-04-26	SCHREIBER		
	36	01/31739	WO		2001-05-03	SANAD		
	37	01/31747	WO		2001-05-03	PUENTE		
	38	01/33663	WO		2001-05-10	MOREN		
	39	01/33664	WO		2001-05-10	OLSSON		
	40	01/33665	WO		2001-05-10	JOHNSON		
	41	01/35491	WO		2001-05-17	BRACHAT		

ALL REFERENCES CONSIDERED EXCEPT WHERE LINED THROUGH. /D.H/

INFORMATION DISCLOSURE STATEMENT BY APPLICANT (Not for submission under 37 CFR 1.99)		
	Application Number	
	Filing Date	
	First Named Inventor	Carles PUENTE BALIARDA
	Art Unit	
	Examiner Name	
	Attorney Docket Number	0690.0023CN5

	42	01/35492	WO		2001-05-17	HERVE		
	43	01/37369	WO		2001-05-25	CARLSON		
	44	01/37370	WO		2001-05-25	HU		
	45	01/41252	WO		2001-06-07	HUBER		
	46	01/47056	WO		2001-06-28	HUBER		
	47	01/48860	WO		2001-07-05	ITO		
	48	01/48861	WO		2001-07-05	ERIKSSON		
	49	01/54225	WO		2001-07-26	PUENTE		
	50	01/65636	WO		2001-09-07	HU		

If you wish to add additional Foreign Patent Document citation information please click the Add button [Add]

NON-PATENT LITERATURE DOCUMENTS [Remove]

Examiner Initials*	Cite No	Include name of the author (in CAPITAL LETTERS), title of the article (when appropriate), title of the item (book, magazine, journal, serial, symposium, catalog, etc), date, pages(s), volume-issue number(s), publisher, city and/or country where published.	T5

ALL REFERENCES CONSIDERED EXCEPT WHERE LINED THROUGH. /D.H/

INFORMATION DISCLOSURE STATEMENT BY APPLICANT (Not for submission under 37 CFR 1.99)		
	Application Number	
	Filing Date	
	First Named Inventor	Carles PUENTE BALIARDA
	Art Unit	
	Examiner Name	
	Attorney Docket Number	0690.0023CN5

	1	Hara Prasad , R. V., Microstrip fractal patch antenna for multiband communication, Electromagnetic Letters, IEEE, 20000706, Vol.36, No.14, Pag.1179-1180	
	2	Harrington , R. F., Effect of antenna size on gain, bandwidth, and efficiency, Journal of Research of the National Bureau of Standards - D. Radio Propagation, 19600101, Vol.64D, No.1	
	3	Hart , N. ; Chalmers , A., Fractal element antennas, Digital Image Computer Techniques and Applications (DICTA) , Auckland, 1997., 19970602	
	4	Hartwig , S. et al, Mobile multimedia - challenges and opportunities, Consumer Electronics (ICCE), 2000. IEEE International Conference on, 20000901	
	5	Heberling , D. ; Geisser , M., Trends on handset antennas, Microwave Conference (EuMC), 29th , 1999. European, 19990303, Vol.1	
	6	Heikkili , M., Increasing HSDPA throughput by employing space-time equalization, Personal Indoor and Mobile Radio Communications (PIMRC), 15th , 2004 International Symposium on, 20040905, Vol.4	
	7	Henderson West , B, The Prentice-Hall encyclopedia of mathematics, Prentice-Hall, 19820101, Pag.404-425	
	8	Hikita , M. ; Shibagaki , N. ; Asal , K. et al, New miniature saw antenna duplexer used in GHz-band digital mobile cellular radios, Ultrasonics Symposium, IEEE, 19951107	
	9	Hikita , M. et al, Miniature SAW antenna duplexer for 800-Mhz portable telephone used in cellular radio systems, Microwave Theory and Techniques, IEEE Transactions on, 19880601	
	10	Hill , J. E. ; Bass , J. F., An integrated strip-transmission-line antenna system for J-band, USAF Antenna Research and Development Program, 23th , 1973. Symposium on the, 19731010	
	11	Hofer , D. A. ; Kesler , Dr. O. B. ; Loyet , L. L., A compact multi-polarized broadband antenna, Antenna Applications, 1989. Symposium, 19890920	

ALL REFERENCES CONSIDERED EXCEPT WHERE LINED THROUGH. /D.H/

INFORMATION DISCLOSURE STATEMENT BY APPLICANT (Not for submission under 37 CFR 1.99)		
	Application Number	
	Filing Date	
	First Named Inventor	Carles PUENTE BALIARDA
	Art Unit	
	Examiner Name	
	Attorney Docket Number	0690.0023CN5

	12	Hoffmeister , M., The dual-frequency-inverted-F monopole antenna for mobile communications, N/A, 19990106	
	13	Hohlfeld , R. G. ; Cohen N., Self-similarity and the geometric requirements for frequency independence in antennae, Fractals, 19990117, Vol.7, No.1, Pag.79-84	
	14	Holtum , A. G., A dual frequency dual polarized microwave antenna, USAF Antenna Research and Development Program, 16th , 1966. Symposium on the, 19661011	
	15	Holzschuh , D. L., Hardened antennas for atlas and titan missile site communications, USAF Antenna Research and Development Program, 13th , 1963. Symposium on the, 19631014	
	16	Hong , J. S. ; Lancaster , M. J., Compact microwave elliptic function filter using novel microstrip meander open-loop resonators, Electronics Letters, 19960314, Vol.32, Pag.563 - 564	
	17	Hong , J. S. ; Lancaster , M. J., Recent advances in microstrip filters for communications and other applications, Advances in Passive Microwave Components, 1997. IEE Colloquium on, 19970522	
	18	Huang , C. ; Wu , J. Y. ; Wong , K. L., Cross slot coupled microstrip antenna and dielectric resonator antenna for circular polarization, Antennas and Propagation, IEEE Transactions on, 19990401	
	19	Huang , Q. ; Lorch , J. R. ; Dubes , R., Can the fractal dimension of images be measured?, Pattern Recognition, 19940201, Vol.27	
	20	Huynh , T. ; Lee , K. F., Single-layer single-patch wideband microstrip antenna, Electronics Letters, 19950803, Vol.31	
	21	Hyneman , R. F. ; Mayes , P. E. ; Becker , R. C., Homing antennas for aircraft (450 - 2500 MC), USAF Antenna Research and Development Program, 5th , 1955. Symposium on the, 19551016	
	22	Ikata , O. ; Satoh , Y. ; Uchishiba , H. et al, Development of small antenna duplexer using saw filters for handheld phones, Ultrasonics Symposium, IEEE, 19931031	

ALL REFERENCES CONSIDERED EXCEPT WHERE LINED THROUGH. /D.H/

INFORMATION DISCLOSURE STATEMENT BY APPLICANT (Not for submission under 37 CFR 1.99)		
	Application Number	
	Filing Date	
	First Named Inventor	Carles PUENTE BALIARDA
	Art Unit	
	Examiner Name	
	Attorney Docket Number	0690.0023CN5

	23	Ingerson , P. G. ; Mayes , P. E., Asymmetrical feeders for log-periodic antennas, USAF Antenna Research and Development Program, 17th , 1967. Symposium on the, 19671114	
	24	Isbell , D. E., Multiple terminal log-periodic antennas, USAF Antenna Research and Development Program, 8th , 1958. Symposium on the, 19581020	
	25	Isbell , D. E., Non-planar logarithmically periodic antenna structures, USAF Antenna Research and Development Program, 7th , 1957. Symposium on the, 19571021	
	26	Ishikawa , Y. ; Hattori , J. ; Andoh , M. et al., 800 MHz High Power Bandpass Filter Using TM Dual Mode Dielectric Resonators, Microwave Conference (EuMC), 21st , 1991. European, 19910909, Vol.2	
	27	Iwasaki , H., A circularly polarized small size microstrip antenna with a cross slot, Antennas and Propagation, IEEE Transactions on, 19961001	
	28	Jaggard , D. L., Diffraction by Bandlimited Fractal Screens, Journal of the Optical Society of America, 19870601, Vol.4, No.6	
	29	Jaggard , D. L., Fractal electrodynamics and modeling, Directions in electromagnetic wave modeling, 19910101, Pag.435-446	
	30	James , J. R. ; Hall , P. S., Handbook of microstrip antennas, Peter Peregrinus Ltd., 19890101, Vol.1, Pages 3-4 , 205-207	
	31	Jang , B. et al, Internal antenna design for a triple band using an overlap of return loss, Kyungpook National University, 20060101	
	32	Jing , X., Compact planar monopole antenna for multi-band mobile phones, Microwave Conference (APMC), 2005. Asia-Pacific, 20051201, Vol.4	
	33	Johnson , R. C., Antenna engineering handbook - Table of contents, McGraw-Hill, 19930101	

ALL REFERENCES CONSIDERED EXCEPT WHERE LINED THROUGH. /D.H/

INFORMATION DISCLOSURE STATEMENT BY APPLICANT (Not for submission under 37 CFR 1.99)		
	Application Number	
	Filing Date	
	First Named Inventor	Carles PUENTE BALIARDA
	Art Unit	
	Examiner Name	
	Attorney Docket Number	0690.0023CN5

	34	Jones , H. S., Conformal and Small antenna designs, Proceedings of the Antennas Applications Symposium, 19810801	
	35	Jones , W. D. et al., WI-Fi hotspot networks sprout like mushrooms, Spectrum, IEEE, 20020901	
	36	Katsibas , K. D. ; Balanis , C. A. ; Panayiotis , A. T. ; Birtcher , C. R., Folded loop antenna for mobile hand-held units, Antennas and Propagation, IEEE Transactions on, 19980201, Vol. 46, No.2	
	37	Kawitkar , R. S., Design of smart antenna testbed prototype, Antennas, Propagation and EM Theory (ISAPE), 6th. , 2003. International Symposium on, 20031028	
	38	Kim , W. et al., Internal dual-band low profile antenna for T-DMB/UHF mobile handset applications, Antennas and Propagation Society (APS), 2006. IEEE International Symposium, 20060709	
	39	Kim, S. M. et al., Design and implementation of dual wideband sleeve dipole type antenna for the reception of S-DMB and 2.4/5GHz WLAN signals, Antennas and Propagation Society (APS), 2006. IEEE International Symposium, 20060709	
	40	Kobayashi , K., Estimation of 3D fractal dimension of real electrical tree patterns, Properties and Applications of Dielectric Materials, 4th , 1994. International Conference on, 19940701	
	41	Kokotoff , D. M. ; Aberle , J. T. ; Waterhouse , R. B., Rigorous analysis of probe fed printed annular ring antennas, Antennas and Propagation, IEEE Transactions on, 19990201	
	42	Kraus , J. D., Antennas, McGraw-Hill Book Company, 19880101, Pag.Contents	
	43	Kraus , J. D., Antennas - Chapter 8, McGraw-Hill, 19880101, Chapter 8 : 340-359	
	44	Krikelis , A., Considerations for a new generation of mobile multimedia communication systems, Concurrency, IEEE, 20000401, Vol.8, No.2	

ALL REFERENCES CONSIDERED EXCEPT WHERE LINED THROUGH. /D.H/

INFORMATION DISCLOSURE STATEMENT BY APPLICANT (Not for submission under 37 CFR 1.99)		
	Application Number	
	Filing Date	
	First Named Inventor	Carles PUENTE BALIARDA
	Art Unit	
	Examiner Name	
	Attorney Docket Number	0690.0023CN5

	45	Krikelis , A., Mobile multimedia considerations, Concurrency, IEEE, 19991001	
	46	Kritikos , H.N. ; Jaggard , D. L., Recent advances in electromagnetic theory - Chapter 6 On fractal electrodynamics, Springer, 19901001, Chapter 6	
	47	Kuhlman , E. A., A directional flush mounted UHF communications antenna for high performance jet aircraft for the 225-400 MC frequency range, USAF Antenna Research and Development Program, 5th , 1955. Symposium on the, 19551001	
	48	Kumar , G. ; Gupta , K., Nonradiating edges and four edges gap-coupled multiple resonator broadband microstrip antennas, Antennas and Propagation, IEEE Transactions on, 19850201	
	49	Kumar , G. ; Gupta , K., Directly coupled multiple resonator wide-band microstrip antennas, Antennas and Propagation, IEEE Transactions on, 19850606, Vol.AP-33	
	50	Kumar Bisoi , A. ; Mishra , J., On calculation of fractal dimension of images, Pattern Recognition Letters, 20010501, Vol.22	

If you wish to add additional non-patent literature document citation information please click the Add button Add

EXAMINER SIGNATURE

Examiner Signature	/DUNG HONG/	Date Considered	03/08/2022

*EXAMINER: Initial if reference considered, whether or not citation is in conformance with MPEP 609. Draw line through a citation if not in conformance and not considered. Include copy of this form with next communication to applicant.

[1] See Kind Codes of USPTO Patent Documents at www.USPTO.GOV or MPEP 901.04. [2] Enter office that issued the document, by the two-letter code (WIPO Standard ST.3). [3] For Japanese patent documents, the indication of the year of the reign of the Emperor must precede the serial number of the patent document. [4] Kind of document by the appropriate symbols as indicated on the document under WIPO Standard ST.16 if possible. [5] Applicant is to place a check mark here if English language translation is attached.

ALL REFERENCES CONSIDERED EXCEPT WHERE LINED THROUGH. /D.H/

INFORMATION DISCLOSURE STATEMENT BY APPLICANT (Not for submission under 37 CFR 1.99)		
	Application Number	
	Filing Date	
	First Named Inventor	Carles PUENTE BALIARDA
	Art Unit	
	Examiner Name	
	Attorney Docket Number	0690.0023CN5

CERTIFICATION STATEMENT

Please see 37 CFR 1.97 and 1.98 to make the appropriate selection(s):

That each item of information contained in the information disclosure statement was first cited in any communication from a foreign patent office in a counterpart foreign application not more than three months prior to the filing of the information disclosure statement. See 37 CFR 1.97(e)(1).

OR

☐ That no item of information contained in the information disclosure statement was cited in a communication from a foreign patent office in a counterpart foreign application, and, to the knowledge of the person signing the certification after making reasonable inquiry, no item of information contained in the information disclosure statement was known to any individual designated in 37 CFR 1.56(c) more than three months prior to the filing of the information disclosure statement. See 37 CFR 1.97(e)(2).

See attached certification statement.

The fee set forth in 37 CFR 1.17 (p) has been submitted herewith.

☒ A certification statement is not submitted herewith.

SIGNATURE

A signature of the applicant or representative is required in accordance with CFR 1.33, 10.18. Please see CFR 1.4(d) for the form of the signature.

Signature	/Patrick J. Finnan/	Date (YYYY-MM-DD)	2021-04-30
Name/Print	Patrick J. Finnan	Registration Number	39189

This collection of information is required by 37 CFR 1.97 and 1.98. The information is required to obtain or retain a benefit by the public which is to file (and by the USPTO to process) an application. Confidentiality is governed by 35 U.S.C. 122 and 37 CFR 1.14. This collection is estimated to take 1 hour to complete, including gathering, preparing and submitting the completed application form to the USPTO. Time will vary depending upon the individual case. Any comments on the amount of time you require to complete this form and/or suggestions for reducing this burden, should be sent to the Chief Information Officer, U.S. Patent and Trademark Office, U.S. Department of Commerce, P.O. Box 1450, Alexandria, VA 22313-1450. DO NOT SEND FEES OR COMPLETED FORMS TO THIS ADDRESS. **SEND TO: Commissioner for Patents, P.O. Box 1450, Alexandria, VA 22313-1450.**

ALL REFERENCES CONSIDERED EXCEPT WHERE LINED THROUGH. /D.H/

Privacy Act Statement

The Privacy Act of 1974 (P.L. 93-579) requires that you be given certain information in connection with your submission of the attached form related to a patent application or patent. Accordingly, pursuant to the requirements of the Act, please be advised that: (1) the general authority for the collection of this information is 35 U.S.C. 2(b)(2); (2) furnishing of the information solicited is voluntary; and (3) the principal purpose for which the information is used by the U.S. Patent and Trademark Office is to process and/or examine your submission related to a patent application or patent. If you do not furnish the requested information, the U.S. Patent and Trademark Office may not be able to process and/or examine your submission, which may result in termination of proceedings or abandonment of the application or expiration of the patent.

The information provided by you in this form will be subject to the following routine uses:

1. The information on this form will be treated confidentially to the extent allowed under the Freedom of Information Act (5 U.S.C. 552) and the Privacy Act (5 U.S.C. 552a). Records from this system of records may be disclosed to the Department of Justice to determine whether the Freedom of Information Act requires disclosure of these record s.

2. A record from this system of records may be disclosed, as a routine use, in the course of presenting evidence to a court, magistrate, or administrative tribunal, including disclosures to opposing counsel in the course of settlement negotiations.

3. A record in this system of records may be disclosed, as a routine use, to a Member of Congress submitting a request involving an individual, to whom the record pertains, when the individual has requested assistance from the Member with respect to the subject matter of the record.

4. A record in this system of records may be disclosed, as a routine use, to a contractor of the Agency having need for the information in order to perform a contract. Recipients of information shall be required to comply with the requirements of the Privacy Act of 1974, as amended, pursuant to 5 U.S.C. 552a(m).

5. A record related to an International Application filed under the Patent Cooperation Treaty in this system of records may be disclosed, as a routine use, to the International Bureau of the World Intellectual Property Organization, pursuant to the Patent Cooperation Treaty.

6. A record in this system of records may be disclosed, as a routine use, to another federal agency for purposes of National Security review (35 U.S.C. 181) and for review pursuant to the Atomic Energy Act (42 U.S.C. 218(c)).

7. A record from this system of records may be disclosed, as a routine use, to the Administrator, General Services, or his/her designee, during an inspection of records conducted by GSA as part of that agency's responsibility to recommend improvements in records management practices and programs, under authority of 44 U.S.C. 2904 and 2906. Such disclosure shall be made in accordance with the GSA regulations governing inspection of records for this purpose, and any other relevant (i.e., GSA or Commerce) directive. Such disclosure shall not be used to make determinations about individuals.

8. A record from this system of records may be disclosed, as a routine use, to the public after either publication of the application pursuant to 35 U.S.C. 122(b) or issuance of a patent pursuant to 35 U.S.C. 151. Further, a record may be disclosed, subject to the limitations of 37 CFR 1.14, as a routine use, to the public if the record was filed in an application which became abandoned or in which the proceedings were terminated and which application is referenced by either a published application, an application open to public inspections or an issued patent.

9. A record from this system of records may be disclosed, as a routine use, to a Federal, State, or local law enforcement agency, if the USPTO becomes aware of a violation or potential violation of law or regulation.

ALL REFERENCES CONSIDERED EXCEPT WHERE LINED THROUGH. /D.H/

Doc code: IDS
Doc description: Information Disclosure Statement (IDS) Filed

PTO/SB/08a (02-18)
Approved for use through 11/30/2020. OMB 0651-0031
U.S. Patent and Trademark Office; U.S. DEPARTMENT OF COMMERCE
Under the Paperwork Reduction Act of 1995, no persons are required to respond to a collection of information unless it contains a valid OMB control number.

INFORMATION DISCLOSURE STATEMENT BY APPLICANT

(Not for submission under 37 CFR 1.99)

Application Number	
Filing Date	
First Named Inventor	Carles PUENTE BALIARDA
Art Unit	
Examiner Name	
Attorney Docket Number	0690.0023CN5

U.S.PATENTS Remove

Examiner Initial*	Cite No	Patent Number	Kind Code[1]	Issue Date	Name of Patentee or Applicant of cited Document	Pages,Columns,Lines where Relevant Passages or Relevant Figures Appear
	1					

If you wish to add additional U.S. Patent citation information please click the Add button. Add

U.S.PATENT APPLICATION PUBLICATIONS Remove

Examiner Initial*	Cite No	Publication Number	Kind Code[1]	Publication Date	Name of Patentee or Applicant of cited Document	Pages,Columns,Lines where Relevant Passages or Relevant Figures Appear
	1					

If you wish to add additional U.S. Published Application citation information please click the Add button. Add

FOREIGN PATENT DOCUMENTS Remove

Examiner Initial*	Cite No	Foreign Document Number[3]	Country Code[2] i	Kind Code[4]	Publication Date	Name of Patentee or Applicant of cited Document	Pages,Columns,Lines where Relevant Passages or Relevant Figures Appear	T[5]
	1							

If you wish to add additional Foreign Patent Document citation information please click the Add button Add

NON-PATENT LITERATURE DOCUMENTS Remove

Examiner Initials*	Cite No	Include name of the author (in CAPITAL LETTERS), title of the article (when appropriate), title of the item (book, magazine, journal, serial, symposium, catalog, etc), date, pages(s), volume-issue number(s), publisher, city and/or country where published.	T[5]

ALL REFERENCES CONSIDERED EXCEPT WHERE LINED THROUGH. /D.H/

INFORMATION DISCLOSURE STATEMENT BY APPLICANT (Not for submission under 37 CFR 1.99)		
	Application Number	
	Filing Date	
	First Named Inventor	Carles PUENTE BALIARDA
	Art Unit	
	Examiner Name	
	Attorney Docket Number	0690.0023CN5

	1	Infringement Chart - RIM Blackberry 8120, Fractus, 20091105	
	2	Infringement Chart - RIM Blackberry 8130, Fractus, 20091105	
	3	Infringement Chart - RIM Blackberry 8220, Fractus, 20091105	
	4	Infringement Chart - RIM Blackberry 8310, Fractus, 20091105	
	5	Infringement Chart - RIM Blackberry 8320, Fractus, 20091105	
	6	Infringement Chart - RIM Blackberry 8330, Fractus, 20091105	
	7	Infringement Chart - RIM Blackberry 8820, Fractus, 20091105	
	8	Infringement Chart - RIM Blackberry 8830, Fractus, 20091105	
	9	Infringement Chart - RIM Blackberry 8900, Fractus, 20091105	
	10	Infringement Chart - RIM Blackberry 9630, Fractus, 20091105	
	11	Infringement Chart - RIM Blackberry Bold 9000., Fractus, 20091105	

ALL REFERENCES CONSIDERED EXCEPT WHERE LINED THROUGH. /D.H/

INFORMATION DISCLOSURE STATEMENT BY APPLICANT (Not for submission under 37 CFR 1.99)		
	Application Number	
	Filing Date	
	First Named Inventor	Carles PUENTE BALIARDA
	Art Unit	
	Examiner Name	
	Attorney Docket Number	0690.0023CN5

	12	Infringement Chart - RIM Blackberry Pearl 8100, Fractus, 20091105	
	13	Infringement Chart - RIM Blackberry Storm 9530., Fractus, 20091105	
	14	Infringement Chart - Samsung Blackjack II SCH-I617. Patent: 7148850, Fractus, 20091105	
	15	Infringement Chart - Samsung Blackjack II SCH-I617. Patent: 7202822, Fractus, 20091105	
	16	Infringement Chart - Samsung Blackjack II SGH-i617., Fractus, 20091105	
	17	Infringement Chart - Samsung Blast SGH-T729. Patent: 7148850, Fractus, 20091105	
	18	Infringement Chart - Samsung Blast SGH-T729. Patent: 7202822, Fractus, 20091105	
	19	Infringement Chart - Samsung Blast SGH T729, Fractus, 20091105	
	20	Infringement Chart - Samsung EPIX SGH-I907, Fractus, 20091105	
	21	Infringement Chart - Samsung FlipShot SCH-U900, Fractus, 20091105	
	22	Infringement Chart - Samsung FlipShot SCH-U900. Patent: 7148850, Fractus, 20091105	

ALL REFERENCES CONSIDERED EXCEPT WHERE LINED THROUGH. /D.H/

INFORMATION DISCLOSURE STATEMENT BY APPLICANT (Not for submission under 37 CFR 1.99)		
	Application Number	
	Filing Date	
	First Named Inventor	Carles PUENTE BALIARDA
	Art Unit	
	Examiner Name	
	Attorney Docket Number	0690.0023CN5

	23	Infringement Chart - Samsung FlipShot SCH-U900. Patent: 7202822, Fractus, 20091105	
	24	Infringement Chart - Samsung Instinct M800, Fractus, 20091105	
	25	Infringement Chart - Samsung Instinct M800. Patent: 7148850, Fractus, 20091105	
	26	Infringement Chart - Samsung Instinct M800. Patent: 7202822, Fractus, 20091105	
	27	Infringement Chart - Samsung M320, Fractus, 20091105	
	28	Infringement Chart - Samsung M320. Patent: 7148850, Fractus, 20091105	
	29	Infringement Chart - Samsung M320. Patent: 7202822, Fractus, 20091105	
	30	Infringement Chart - Samsung Messager, Fractus, 20091105	
	31	Infringement Chart - Samsung Messager. Patent: 7148850, Fractus, 20091105	
	32	Infringement Chart - Samsung Messager. Patent: 7202822, Fractus, 20091105	
	33	Infringement Chart - Samsung Omnia SGH-I900, Fractus, 20091105	

ALL REFERENCES CONSIDERED EXCEPT WHERE LINED THROUGH. /D.H/

INFORMATION DISCLOSURE STATEMENT BY APPLICANT (Not for submission under 37 CFR 1.99)		
	Application Number	
	Filing Date	
	First Named Inventor	Carles PUENTE BALIARDA
	Art Unit	
	Examiner Name	
	Attorney Docket Number	0690.0023CN5

	34	Infringement Chart - Samsung Omnia SGH-I900. Patent: 7148850, Fractus, 20091105	
	35	Infringement Chart - Samsung Omnia SGH-I900. Patent: 7202822, Fractus, 20091105	
	36	Infringement Chart - Samsung SCH-A630, Fractus, 20091105	
	37	Infringement Chart - Samsung SCH-A630. Patent: 7148850, Fractus, 20091105	
	38	Infringement Chart - Samsung SCH-A630. Patent: 7202822, Fractus, 20091105	
	39	Infringement Chart - Samsung SCH-A645, Fractus, 20091105	
	40	Infringement Chart - Samsung SCH-A645. Patent: 7148850, Fractus, 20091105	
	41	Infringement Chart - Samsung SCH-A645. Patent: 7202822, Fractus, 20091105	
	42	Infringement Chart - Samsung SCH-A870, Fractus, 20091105	
	43	Infringement Chart - Samsung SCH-A887 Solstice. Patent: 7148850, Fractus, 20091105	
	44	Infringement Chart - Samsung SCH-A887 Solstice. Patent: 7202822, Fractus, 20091105	

ALL REFERENCES CONSIDERED EXCEPT WHERE LINED THROUGH. /D.H/

INFORMATION DISCLOSURE STATEMENT BY APPLICANT (Not for submission under 37 CFR 1.99)		
	Application Number	
	Filing Date	
	First Named Inventor	Carles PUENTE BALIARDA
	Art Unit	
	Examiner Name	
	Attorney Docket Number	0690.0023CN5

	45	Infringement Chart - Samsung SCH-I910, Fractus, 20091105	
	46	Infringement Chart - Samsung SCH-I910. Patent: 7148850, Fractus, 20091105	
	47	Infringement Chart - Samsung SCH-I910. Patent: 7202822, Fractus, 20091105	
	48	Infringement Chart - Samsung SCH-R430, Fractus, 20091105	
	49	Infringement Chart - Samsung SCH-R430. Patent: 7148850, Fractus, 20091105	
	50	Infringement Chart - Samsung SCH-R430. Patent: 7202822, Fractus, 20091105	

If you wish to add additional non-patent literature document citation information please click the Add button Add

EXAMINER SIGNATURE

Examiner Signature	/DUNG HONG/	Date Considered	03/08/2022

*EXAMINER: Initial if reference considered, whether or not citation is in conformance with MPEP 609. Draw line through a citation if not in conformance and not considered. Include copy of this form with next communication to applicant.

[1] See Kind Codes of USPTO Patent Documents at www.USPTO.GOV or MPEP 901.04. [2] Enter office that issued the document, by the two-letter code (WIPO Standard ST.3). [3] For Japanese patent documents, the indication of the year of the reign of the Emperor must precede the serial number of the patent document. [4] Kind of document by the appropriate symbols as indicated on the document under WIPO Standard ST.16 if possible. [5] Applicant is to place a check mark here if English language translation is attached.

ALL REFERENCES CONSIDERED EXCEPT WHERE LINED THROUGH. /D.H/

INFORMATION DISCLOSURE STATEMENT BY APPLICANT (Not for submission under 37 CFR 1.99)		
	Application Number	
	Filing Date	
	First Named Inventor	Carles PUENTE BALIARDA
	Art Unit	
	Examiner Name	
	Attorney Docket Number	0690.0023CN5

CERTIFICATION STATEMENT

Please see 37 CFR 1.97 and 1.98 to make the appropriate selection(s):

That each item of information contained in the information disclosure statement was first cited in any communication from a foreign patent office in a counterpart foreign application not more than three months prior to the filing of the information disclosure statement. See 37 CFR 1.97(e)(1).

OR

☐ That no item of information contained in the information disclosure statement was cited in a communication from a foreign patent office in a counterpart foreign application, and, to the knowledge of the person signing the certification after making reasonable inquiry, no item of information contained in the information disclosure statement was known to any individual designated in 37 CFR 1.56(c) more than three months prior to the filing of the information disclosure statement. See 37 CFR 1.97(e)(2).

See attached certification statement.

The fee set forth in 37 CFR 1.17 (p) has been submitted herewith.

☒ A certification statement is not submitted herewith.

SIGNATURE

A signature of the applicant or representative is required in accordance with CFR 1.33, 10.18. Please see CFR 1.4(d) for the form of the signature.

Signature	/Patrick J. Finnan/	Date (YYYY-MM-DD)	2021-04-30
Name/Print	Patrick J. Finnan	Registration Number	39189

This collection of information is required by 37 CFR 1.97 and 1.98. The information is required to obtain or retain a benefit by the public which is to file (and by the USPTO to process) an application. Confidentiality is governed by 35 U.S.C. 122 and 37 CFR 1.14. This collection is estimated to take 1 hour to complete, including gathering, preparing and submitting the completed application form to the USPTO. Time will vary depending upon the individual case. Any comments on the amount of time you require to complete this form and/or suggestions for reducing this burden, should be sent to the Chief Information Officer, U.S. Patent and Trademark Office, U.S. Department of Commerce, P.O. Box 1450, Alexandria, VA 22313-1450. DO NOT SEND FEES OR COMPLETED FORMS TO THIS ADDRESS. **SEND TO: Commissioner for Patents, P.O. Box 1450, Alexandria, VA 22313-1450.**

ALL REFERENCES CONSIDERED EXCEPT WHERE LINED THROUGH. /D.H/

Privacy Act Statement

The Privacy Act of 1974 (P.L. 93-579) requires that you be given certain information in connection with your submission of the attached form related to a patent application or patent. Accordingly, pursuant to the requirements of the Act, please be advised that: (1) the general authority for the collection of this information is 35 U.S.C. 2(b)(2); (2) furnishing of the information solicited is voluntary; and (3) the principal purpose for which the information is used by the U.S. Patent and Trademark Office is to process and/or examine your submission related to a patent application or patent. If you do not furnish the requested information, the U.S. Patent and Trademark Office may not be able to process and/or examine your submission, which may result in termination of proceedings or abandonment of the application or expiration of the patent.

The information provided by you in this form will be subject to the following routine uses:

1. The information on this form will be treated confidentially to the extent allowed under the Freedom of Information Act (5 U.S.C. 552) and the Privacy Act (5 U.S.C. 552a). Records from this system of records may be disclosed to the Department of Justice to determine whether the Freedom of Information Act requires disclosure of these record s.

2. A record from this system of records may be disclosed, as a routine use, in the course of presenting evidence to a court, magistrate, or administrative tribunal, including disclosures to opposing counsel in the course of settlement negotiations.

3. A record in this system of records may be disclosed, as a routine use, to a Member of Congress submitting a request involving an individual, to whom the record pertains, when the individual has requested assistance from the Member with respect to the subject matter of the record.

4. A record in this system of records may be disclosed, as a routine use, to a contractor of the Agency having need for the information in order to perform a contract. Recipients of information shall be required to comply with the requirements of the Privacy Act of 1974, as amended, pursuant to 5 U.S.C. 552a(m).

5. A record related to an International Application filed under the Patent Cooperation Treaty in this system of records may be disclosed, as a routine use, to the International Bureau of the World Intellectual Property Organization, pursuant to the Patent Cooperation Treaty.

6. A record in this system of records may be disclosed, as a routine use, to another federal agency for purposes of National Security review (35 U.S.C. 181) and for review pursuant to the Atomic Energy Act (42 U.S.C. 218(c)).

7. A record from this system of records may be disclosed, as a routine use, to the Administrator, General Services, or his/her designee, during an inspection of records conducted by GSA as part of that agency's responsibility to recommend improvements in records management practices and programs, under authority of 44 U.S.C. 2904 and 2906. Such disclosure shall be made in accordance with the GSA regulations governing inspection of records for this purpose, and any other relevant (i.e., GSA or Commerce) directive. Such disclosure shall not be used to make determinations about individuals.

8. A record from this system of records may be disclosed, as a routine use, to the public after either publication of the application pursuant to 35 U.S.C. 122(b) or issuance of a patent pursuant to 35 U.S.C. 151. Further, a record may be disclosed, subject to the limitations of 37 CFR 1.14, as a routine use, to the public if the record was filed in an application which became abandoned or in which the proceedings were terminated and which application is referenced by either a published application, an application open to public inspections or an issued patent.

9. A record from this system of records may be disclosed, as a routine use, to a Federal, State, or local law enforcement agency, if the USPTO becomes aware of a violation or potential violation of law or regulation.

ALL REFERENCES CONSIDERED EXCEPT WHERE LINED THROUGH. /D.H/

Doc code: IDS
Doc description: Information Disclosure Statement (IDS) Filed

PTO/SB/08a (02-18)
Approved for use through 11/30/2020. OMB 0651-0031
U.S. Patent and Trademark Office; U.S. DEPARTMENT OF COMMERCE
Under the Paperwork Reduction Act of 1995, no persons are required to respond to a collection of information unless it contains a valid OMB control number.

INFORMATION DISCLOSURE STATEMENT BY APPLICANT

(Not for submission under 37 CFR 1.99)

Application Number	
Filing Date	
First Named Inventor	Carles PUENTE BALIARDA
Art Unit	
Examiner Name	
Attorney Docket Number	0690.0023CN5

U.S.PATENTS Remove

Examiner Initial*	Cite No	Patent Number	Kind Code[1]	Issue Date	Name of Patentee or Applicant of cited Document	Pages,Columns,Lines where Relevant Passages or Relevant Figures Appear
	1					

If you wish to add additional U.S. Patent citation information please click the Add button. Add

U.S.PATENT APPLICATION PUBLICATIONS Remove

Examiner Initial*	Cite No	Publication Number	Kind Code[1]	Publication Date	Name of Patentee or Applicant of cited Document	Pages,Columns,Lines where Relevant Passages or Relevant Figures Appear
	1					

If you wish to add additional U.S. Published Application citation information please click the Add button. Add

FOREIGN PATENT DOCUMENTS Remove

Examiner Initial*	Cite No	Foreign Document Number[3]	Country Code[2] i	Kind Code[4]	Publication Date	Name of Patentee or Applicant of cited Document	Pages,Columns,Lines where Relevant Passages or Relevant Figures Appear	T[5]
	1							

If you wish to add additional Foreign Patent Document citation information please click the Add button Add

NON-PATENT LITERATURE DOCUMENTS Remove

Examiner Initials*	Cite No	Include name of the author (in CAPITAL LETTERS), title of the article (when appropriate), title of the item (book, magazine, journal, serial, symposium, catalog, etc), date, pages(s), volume-issue number(s), publisher, city and/or country where published.	T[5]

ALL REFERENCES CONSIDERED EXCEPT WHERE LINED THROUGH. /D.H/

INFORMATION DISCLOSURE STATEMENT BY APPLICANT (Not for submission under 37 CFR 1.99)		
	Application Number	
	Filing Date	
	First Named Inventor	Carles PUENTE BALIARDA
	Art Unit	
	Examiner Name	
	Attorney Docket Number	0690.0023CN5

	1	Transcript of jury trial before the Honorable Leonard Davis US District Judge - May 17, 2011 - 8:00 AM, Court, 20110517	
	2	Transcript of jury trial before the Honorable Leonard Davis, US District Judge - May 17, 2011 - 1:10 PM, Court, 20110517	
	3	Transcript of pretrial hearing before the Honorable Leonard Davis, US District Judge - May 16, 2011 - 2:00 PM, Court, 20110516	
	4	CN00818542 - Response to Office Action dated on November 5, 2004, Herrero & Asociados, 20050331	
	5	CN01823716 - Office action dated on February 16, 2007, CN-PTO, 20070216	
	6	CN01823716 - Response to the office action dated on February 16, 2007, CN-PTO, 20070821	
	7	CN01823716 - Response to the office action dated on September 21, 2007, CN-PTO, 20071203	
	8	EP00909089 - Claims, Herrero & Asociados, 20050128	
	9	EP00909089 - Minutes from Oral Proceedings, EPO, 20050128	
	10	EP00909089 - Office Action dated on February 07, 2003, EPO, 20030207	
	11	EP00909089 - Response to Office Action dated on February 7, 2003, Herrero & Asociados, 20030814	

ALL REFERENCES CONSIDERED EXCEPT WHERE LINED THROUGH. /D.H/

INFORMATION DISCLOSURE STATEMENT BY APPLICANT (Not for submission under 37 CFR 1.99)		
	Application Number	
	Filing Date	
	First Named Inventor	Carles PUENTE BALIARDA
	Art Unit	
	Examiner Name	
	Attorney Docket Number	0690.0023CN5

	12	EP00909089 - Summons to attend oral proceedings, EPO, 20041028	
	13	EP00909089 - Written submissions, Herrero & Asociados, 20041215	
	14	EP05012854 - Communication of the board of appeal, EPO, 20101230	
	15	EP05012854 - Decision of the Technical Board of Appeal of the European Patent Office dated April 20, 2012, EPO, 20120420	
	16	PCT/EP00/00411 - International preliminary examination report dated on August 29, 2002 - Notification concerning documents transmitted, EPO, 20020829	
	17	PCT/EP00/00411 - Invitation to restrict or to pay additional fees dated on March 5, 2002, EPO, 20020305	
	18	PCT/ES99/00296 - Reply to the Written Opinion dated on November 15, 2001 - Declaration of J. Baxter - Exhibit FFF - Herrero & Asociados, 20011115	
	19	US10/102568 - Amendment and response to the Office Action dated on January 23, 2004, Jones Day, 20040526	
	20	US10/102568 - Office Action dated on January 23, 2004, USPTO, 20040123	
	21	US10/102568 - Preliminary Amendment - Exhibit CCCC, Rosenman & Colin LLP, 20020318	
	22	US10/181790 - Office action dated on August 4, 2005, USPTO, 20050804	

ALL REFERENCES CONSIDERED EXCEPT WHERE LINED THROUGH. /D.H/

INFORMATION DISCLOSURE STATEMENT BY APPLICANT (Not for submission under 37 CFR 1.99)		
	Application Number	
	Filing Date	
	First Named Inventor	Carles PUENTE BALIARDA
	Art Unit	
	Examiner Name	
	Attorney Docket Number	0690.0023CN5

	23	US10/181790 - Office action dated on August 27, 2004, USPTO, 20040827	
	24	US10/181790 - Office action dated on June 2, 2005, USPTO, 20050602	
	25	US10/181790 - Office action dated on March 2, 2005, USPTO, 20050302	
	26	US10/181790 - Response to office action dated on August 27, 2004, Jones Day, 20041208	
	27	US10/181790 - Response to the office action dated on June 2, 2005, Jones Day, 20050720	
	28	US10/181790 - Response to the office action dated on March 2, 2005, Jones Day, 20050314	
	29	US10/182635 - Amendment and response to office action dated on December 13, 2004, Jones Day, 20050317	
	30	US10/182635 - Amendment and response to office action dated on October 04, 2004, Jones Day, 20041112	
	31	US10/182635 - Notice of Allowance dated on April 11, 2005, USPTO, 20050411	
	32	US10/182635 - Office Action dated on December 13, 2004, USPTO, 20041213	
	33	US10/182635 - Office action dated on October 4, 2004, USPTO, 20041004	

ALL REFERENCES CONSIDERED EXCEPT WHERE LINED THROUGH. /D.H/

INFORMATION DISCLOSURE STATEMENT BY APPLICANT (Not for submission under 37 CFR 1.99)		
	Application Number	
	Filing Date	
	First Named Inventor	Carles PUENTE BALIARDA
	Art Unit	
	Examiner Name	
	Attorney Docket Number	0690.0023CN5

	34	US10/371676 - Amendment and response to final rejection dated on October 06, 2001, Kyocera, 20041203	
	35	US10/422578 - Advisory Action before the filing of an Appeal Brief, USPTO, 20050623	
	36	US10/422578 - Office Action dated on April 7, 2005, USPTO, 20050407	
	37	US10/422578 - Office Action dated on August 23, 2007, USPTO, 20070823	
	38	US10/422578 - Office Action dated on August 24, 2005, USPTO, 20050824	
	39	US10/422578 - Office Action dated on January 26, 2006, USPTO, 20060126	
	40	US10/422578 - Office Action dated on March 12, 2007, USPTO, 20070312	
	41	US10/422578 - Office action dated on March 26, 2008, USPTO, 20080326	
	42	US10/422578 - Office Action dated on October 4, 2004, USPTO, 20041004	
	43	US10/422578 - Request for Continued Examination with response to the office action dated on April 7, 2005 and the advisory action dated on June 23, 2005, Jones Day, 20050808	
	44	US10/422578 - Response to the Office Action dated on April 7, 2005, Jones Day, 20050531	

ALL REFERENCES CONSIDERED EXCEPT WHERE LINED THROUGH. /D.H/

INFORMATION DISCLOSURE STATEMENT BY APPLICANT (Not for submission under 37 CFR 1.99)		
	Application Number	
	Filing Date	
	First Named Inventor	Carles PUENTE BALIARDA
	Art Unit	
	Examiner Name	
	Attorney Docket Number	0690.0023CN5

	45	US10/422578 - Response to the Office Action dated on October 4, 2004, Jones Day, 20050106	
	46	US10/422578 - Response to the Office Action mailed on January 26, 2006 and Advisory Action mailed on March 29, 2006, Jones Day, 20060501	
	47	US10/797732 - Office action dated on August 9, 2007, USPTO, 20070809	
	48	US10/797732 - Response to Office Action dated August 9, 2007, Winstead, 20071108	
	49	US10/822933 - Notice of allowance dated on October 18, 2007, USPTO, 20071018	
	50	US10/822933 - Office Action dated on October 05, 2006, USPTO, 20061005	

If you wish to add additional non-patent literature document citation information please click the Add button Add

EXAMINER SIGNATURE

Examiner Signature	/DUNG HONG/	Date Considered	03/08/2022

*EXAMINER: Initial if reference considered, whether or not citation is in conformance with MPEP 609. Draw line through a citation if not in conformance and not considered. Include copy of this form with next communication to applicant.

[1] See Kind Codes of USPTO Patent Documents at www.USPTO.GOV or MPEP 901.04. [2] Enter office that issued the document, by the two-letter code (WIPO Standard ST.3). [3] For Japanese patent documents, the indication of the year of the reign of the Emperor must precede the serial number of the patent document. [4] Kind of document by the appropriate symbols as indicated on the document under WIPO Standard ST.16 if possible. [5] Applicant is to place a check mark here if English language translation is attached.

ALL REFERENCES CONSIDERED EXCEPT WHERE LINED THROUGH. /D.H/

INFORMATION DISCLOSURE STATEMENT BY APPLICANT (Not for submission under 37 CFR 1.99)		
	Application Number	
	Filing Date	
	First Named Inventor	Carles PUENTE BALIARDA
	Art Unit	
	Examiner Name	
	Attorney Docket Number	0690.0023CN5

CERTIFICATION STATEMENT

Please see 37 CFR 1.97 and 1.98 to make the appropriate selection(s):

That each item of information contained in the information disclosure statement was first cited in any communication from a foreign patent office in a counterpart foreign application not more than three months prior to the filing of the information disclosure statement. See 37 CFR 1.97(e)(1).

OR

☐ That no item of information contained in the information disclosure statement was cited in a communication from a foreign patent office in a counterpart foreign application, and, to the knowledge of the person signing the certification after making reasonable inquiry, no item of information contained in the information disclosure statement was known to any individual designated in 37 CFR 1.56(c) more than three months prior to the filing of the information disclosure statement. See 37 CFR 1.97(e)(2).

See attached certification statement.

The fee set forth in 37 CFR 1.17 (p) has been submitted herewith.

☒ A certification statement is not submitted herewith.

SIGNATURE

A signature of the applicant or representative is required in accordance with CFR 1.33, 10.18. Please see CFR 1.4(d) for the form of the signature.

Signature	/Patrick J. Finnan/	Date (YYYY-MM-DD)	2021-04-30
Name/Print	Patrick J. Finnan	Registration Number	39189

This collection of information is required by 37 CFR 1.97 and 1.98. The information is required to obtain or retain a benefit by the public which is to file (and by the USPTO to process) an application. Confidentiality is governed by 35 U.S.C. 122 and 37 CFR 1.14. This collection is estimated to take 1 hour to complete, including gathering, preparing and submitting the completed application form to the USPTO. Time will vary depending upon the individual case. Any comments on the amount of time you require to complete this form and/or suggestions for reducing this burden, should be sent to the Chief Information Officer, U.S. Patent and Trademark Office, U.S. Department of Commerce, P.O. Box 1450, Alexandria, VA 22313-1450. DO NOT SEND FEES OR COMPLETED FORMS TO THIS ADDRESS. **SEND TO: Commissioner for Patents, P.O. Box 1450, Alexandria, VA 22313-1450.**

ALL REFERENCES CONSIDERED EXCEPT WHERE LINED THROUGH. /D.H/

Privacy Act Statement

The Privacy Act of 1974 (P.L. 93-579) requires that you be given certain information in connection with your submission of the attached form related to a patent application or patent. Accordingly, pursuant to the requirements of the Act, please be advised that: (1) the general authority for the collection of this information is 35 U.S.C. 2(b)(2); (2) furnishing of the information solicited is voluntary; and (3) the principal purpose for which the information is used by the U.S. Patent and Trademark Office is to process and/or examine your submission related to a patent application or patent. If you do not furnish the requested information, the U.S. Patent and Trademark Office may not be able to process and/or examine your submission, which may result in termination of proceedings or abandonment of the application or expiration of the patent.

The information provided by you in this form will be subject to the following routine uses:

1. The information on this form will be treated confidentially to the extent allowed under the Freedom of Information Act (5 U.S.C. 552) and the Privacy Act (5 U.S.C. 552a). Records from this system of records may be disclosed to the Department of Justice to determine whether the Freedom of Information Act requires disclosure of these record s.

2. A record from this system of records may be disclosed, as a routine use, in the course of presenting evidence to a court, magistrate, or administrative tribunal, including disclosures to opposing counsel in the course of settlement negotiations.

3. A record in this system of records may be disclosed, as a routine use, to a Member of Congress submitting a request involving an individual, to whom the record pertains, when the individual has requested assistance from the Member with respect to the subject matter of the record.

4. A record in this system of records may be disclosed, as a routine use, to a contractor of the Agency having need for the information in order to perform a contract. Recipients of information shall be required to comply with the requirements of the Privacy Act of 1974, as amended, pursuant to 5 U.S.C. 552a(m).

5. A record related to an International Application filed under the Patent Cooperation Treaty in this system of records may be disclosed, as a routine use, to the International Bureau of the World Intellectual Property Organization, pursuant to the Patent Cooperation Treaty.

6. A record in this system of records may be disclosed, as a routine use, to another federal agency for purposes of National Security review (35 U.S.C. 181) and for review pursuant to the Atomic Energy Act (42 U.S.C. 218(c)).

7. A record from this system of records may be disclosed, as a routine use, to the Administrator, General Services, or his/her designee, during an inspection of records conducted by GSA as part of that agency's responsibility to recommend improvements in records management practices and programs, under authority of 44 U.S.C. 2904 and 2906. Such disclosure shall be made in accordance with the GSA regulations governing inspection of records for this purpose, and any other relevant (i.e., GSA or Commerce) directive. Such disclosure shall not be used to make determinations about individuals.

8. A record from this system of records may be disclosed, as a routine use, to the public after either publication of the application pursuant to 35 U.S.C. 122(b) or issuance of a patent pursuant to 35 U.S.C. 151. Further, a record may be disclosed, subject to the limitations of 37 CFR 1.14, as a routine use, to the public if the record was filed in an application which became abandoned or in which the proceedings were terminated and which application is referenced by either a published application, an application open to public inspections or an issued patent.

9. A record from this system of records may be disclosed, as a routine use, to a Federal, State, or local law enforcement agency, if the USPTO becomes aware of a violation or potential violation of law or regulation.

ALL REFERENCES CONSIDERED EXCEPT WHERE LINED THROUGH. /D.H/

Doc code: IDS
Doc description: Information Disclosure Statement (IDS) Filed

PTO/SB/08a (02-18)
Approved for use through 11/30/2020. OMB 0651-0031
U.S. Patent and Trademark Office; U.S. DEPARTMENT OF COMMERCE
Under the Paperwork Reduction Act of 1995, no persons are required to respond to a collection of information unless it contains a valid OMB control number.

INFORMATION DISCLOSURE STATEMENT BY APPLICANT
(Not for submission under 37 CFR 1.99)

Application Number	
Filing Date	
First Named Inventor	Carles PUENTE BALIARDA
Art Unit	
Examiner Name	
Attorney Docket Number	0690.0023CN5

U.S.PATENTS Remove

Examiner Initial*	Cite No	Patent Number	Kind Code[1]	Issue Date	Name of Patentee or Applicant of cited Document	Pages,Columns,Lines where Relevant Passages or Relevant Figures Appear
	1	5200756		1993-04-06	FELLER	
	2	5212742		1993-05-18	NORMILE	
	3	5214434		1993-05-25	HSU	
	4	5218370		1993-06-08	BLAESE	
	5	5227804		1993-07-13	ODA	
	6	5227808		1993-07-13	DAVIS	
	7	5245350		1993-09-14	SROKA	
	8	5248988		1993-09-28	MAKINO	

ALL REFERENCES CONSIDERED EXCEPT WHERE LINED THROUGH. /D.H/

INFORMATION DISCLOSURE STATEMENT BY APPLICANT (Not for submission under 37 CFR 1.99)		
	Application Number	
	Filing Date	
	First Named Inventor	Carles PUENTE BALIARDA
	Art Unit	
	Examiner Name	
	Attorney Docket Number	0690.0023CN5

	9	5255002		1993-10-19	DAY	
	10	5257032		1993-10-26	DIAMOND	
	11	5307075		1994-04-26	HUYNH	
	12	5337063		1994-08-09	TAKAHIRA	
	13	5337065		1994-08-09	BONNET	
	14	5347291		1994-09-13	MOORE	
	15	5355144		1994-10-11	WALTON	
	16	5355318		1994-10-11	DIONNET	
	17	5363114		1994-11-08	SHOEMAKER	
	18	5373300		1994-12-13	JENNESS	
	19	5402134		1995-03-28	MILLER	

ALL REFERENCES CONSIDERED EXCEPT WHERE LINED THROUGH. /D.H/

INFORMATION DISCLOSURE STATEMENT BY APPLICANT (Not for submission under 37 CFR 1.99)		
	Application Number	
	Filing Date	
	First Named Inventor	Carles PUENTE BALIARDA
	Art Unit	
	Examiner Name	
	Attorney Docket Number	0690.0023CN5

	20	5410322		1995-04-25	SONODA	
	21	5420599		1995-05-30	ERKOCEVIC	
	22	5422651		1995-06-06	CHANG	
	23	5451965		1995-09-19	MATSUMOTO	
	24	5451968		1995-09-19	EMERY	
	25	5453751		1995-09-26	TSUKAMOTO	
	26	5453752		1995-09-26	WANG	
	27	5457469		1995-10-10	DIAMOND	
	28	5471224		1995-11-28	BARKESHLI	
	29	5493702		1996-02-20	CROWLEY	
	30	5495261		1996-02-27	BAKER	

ALL REFERENCES CONSIDERED EXCEPT WHERE LINED THROUGH. /D.H/

INFORMATION DISCLOSURE STATEMENT BY APPLICANT (Not for submission under 37 CFR 1.99)		
	Application Number	
	Filing Date	
	First Named Inventor	Carles PUENTE BALIARDA
	Art Unit	
	Examiner Name	
	Attorney Docket Number	0690.0023CN5

	31	5508709		1996-04-16	KRENZ	
	32	5534877		1996-07-09	SORBELLO	
	33	5537367		1996-07-16	LOCKWOOD	
	34	5557293		1996-09-17	MCCOY	
	35	5569879		1996-10-29	GLOTON	
	36	5608417		1997-03-04	DE VALL	
	37	5619205		1997-04-08	JOHNSON	
	38	5627550		1997-05-06	SANAD	
	39	5646635		1997-07-08	COCKSON	
	40	5657028		1997-08-12	SANAD	
	41	5680144		1997-10-21	SANAD	

ALL REFERENCES CONSIDERED EXCEPT WHERE LINED THROUGH. /D.H/

INFORMATION DISCLOSURE STATEMENT BY APPLICANT (Not for submission under 37 CFR 1.99)		
	Application Number	
	Filing Date	
	First Named Inventor	Carles PUENTE BALIARDA
	Art Unit	
	Examiner Name	
	Attorney Docket Number	0690.0023CN5

	42	5684672		1997-11-04	KARIDIS	
	43	5703600		1997-12-30	BURRELL	
	44	5712640		1998-01-27	ANDOU	
	45	5767811		1998-06-16	MANDAI	
	46	5784032		1998-07-21	JOHNSTON	
	47	5790080		1998-08-04	APOSTOLOS	
	48	5798688		1998-08-25	SHOFIELD	
	49	5808586		1998-09-15	PHILLIPS	
	50	5809433		1998-09-15	THOMPSON	

If you wish to add additional U.S. Patent citation information please click the Add button. Add

U.S.PATENT APPLICATION PUBLICATIONS Remove

Examiner Initial*	Cite No	Publication Number	Kind Code[1]	Publication Date	Name of Patentee or Applicant of cited Document	Pages,Columns,Lines where Relevant Passages or Relevant Figures Appear

EFS Web 2.1.18

ALL REFERENCES CONSIDERED EXCEPT WHERE LINED THROUGH. /D.H/

INFORMATION DISCLOSURE STATEMENT BY APPLICANT (Not for submission under 37 CFR 1.99)		
	Application Number	
	Filing Date	
	First Named Inventor	Carles PUENTE BALIARDA
	Art Unit	
	Examiner Name	
	Attorney Docket Number	0690.0023CN5

	1	20050157807		2005-07-21	SHIM	
	2	20050181826		2005-08-18	YUEH	
	3	20050192009		2005-09-01	SHAHEEN	
	4	20050195112		2005-09-08	BALIARDA ET AL	
	5	20050195273		2005-09-08	YAMAMOTO	
	6	20050201307		2005-09-15	CHAE	
	7	20050231439		2005-10-20	SUWA	
	8	20050233705		2005-10-20	VARE	
	9	20050239446		2005-10-27	TAGAWA	
	10	20050259031		2005-11-24	SANZ	
	11	20050264453		2005-12-01	BALIARDA ET AL	

EFS Web 2.1.18

ALL REFERENCES CONSIDERED EXCEPT WHERE LINED THROUGH. /D.H/

INFORMATION DISCLOSURE STATEMENT BY APPLICANT (Not for submission under 37 CFR 1.99)		
	Application Number	
	Filing Date	
	First Named Inventor	Carles PUENTE BALIARDA
	Art Unit	
	Examiner Name	
	Attorney Docket Number	0690.0023CN5

	12	20050270995		2005-12-08	BYUN	
	13	20060001576		2006-01-05	CONTOPANAGOS	
	14	20060015664		2006-01-19	ZHANG	
	15	20060019730		2006-01-26	KIM	
	16	20060031616		2006-02-09	CHUANG	
	17	20060031886		2006-02-09	BAE	
	18	20060033668		2006-02-16	RYU	
	19	20060050473		2006-03-09	ZHENG	
	20	20060050859		2006-03-09	OOTSUKA	
	21	20060060068		2006-03-23	HWANG	
	22	20060077115		2006-04-13	OH	

ALL REFERENCES CONSIDERED EXCEPT WHERE LINED THROUGH. /D.H/

INFORMATION DISCLOSURE STATEMENT BY APPLICANT (Not for submission under 37 CFR 1.99)		
	Application Number	
	Filing Date	
	First Named Inventor	Carles PUENTE BALIARDA
	Art Unit	
	Examiner Name	
	Attorney Docket Number	0690.0023CN5

	23	20060077310		2006-04-13	WANG	
	24	20060290573		2006-12-28	PUENTE BALIARDA ET AL	
	25	20070013589		2007-01-18	PARK	
	26	20070229383		2007-10-04	KOYANAGI	

If you wish to add additional U.S. Published Application citation information please click the Add button. Add

FOREIGN PATENT DOCUMENTS Remove

Examiner Initial*	Cite No	Foreign Document Number[3]	Country Code[2]¡	Kind Code[4]	Publication Date	Name of Patentee or Applicant of cited Document	Pages,Columns,Lines where Relevant Passages or Relevant Figures Appear	T[5]
	1	1063721	EP		2000-12-27	MAKKONEN		
	2	1067627	EP		2001-01-10	JAGIELSKI		
	3	1071161	EP		2001-01-24	LEE		
	4	1079462	EP		2001-02-28	ANNAMAA		
	5	1083623	EP		2001-03-14	KIM		

EFS Web 2.1.18

ALL REFERENCES CONSIDERED EXCEPT WHERE LINED THROUGH. /D.H/

INFORMATION DISCLOSURE STATEMENT BY APPLICANT (Not for submission under 37 CFR 1.99)		
	Application Number	
	Filing Date	
	First Named Inventor	Carles PUENTE BALIARDA
	Art Unit	
	Examiner Name	
	Attorney Docket Number	0690.0023CN5

	6	1083624	EP		2001-03-14	ANNAMAA		
	7	1091446	EP		2001-04-11	BOAKES		
	8	1094545	EP		2001-04-25	ANNAMAA		
	9	1096602	EP		2001-05-02	ISOHÄTÄLÄ		
	10	1111921	EP		2001-06-27	INKINEN		
	11	1126522	EP		2001-08-22	EYNDE		
	12	1148581	EP		2001-10-24	BAE		
	13	1198027	EP		2001-10-11	WASHIRO		
	14	1223637	EP		2005-03-30	PUENTE		
	15	1237224	EP		2002-09-04	HUBER		
	16	1258054	EP		2002-11-20	PUENTE		

ALL REFERENCES CONSIDERED EXCEPT WHERE LINED THROUGH. /D.H/

INFORMATION DISCLOSURE STATEMENT BY APPLICANT (Not for submission under 37 CFR 1.99)		
	Application Number	
	Filing Date	
	First Named Inventor	Carles PUENTE BALIARDA
	Art Unit	
	Examiner Name	
	Attorney Docket Number	0690.0023CN5

	17	1267438	EP		2002-12-18	IRIU		
	18	1280230	EP		2003-01-29	IWAI		
	19	1317018	EP		2004-02-04	PUENTE		
	20	1324423	EP		2003-07-02	BRANKOVIC		
	21	1326302	EP		2003-11-19	MORRIS		
	22	1333596	EP		2003-08-06	HEPSAYDIR		
	23	1353471	EP		2003-03-31	MUHONEN		
	24	1396906	EP		2004-03-10	MILOSAVIJEVIC		
	25	1401050	EP		2004-03-24	MIKKOLA		
	26	1414106	EP		2004-04-28	HAKANSSON		
	27	1424747	EP		2004-06-02	LINDELL		

ALL REFERENCES CONSIDERED EXCEPT WHERE LINED THROUGH. /D.H/

INFORMATION DISCLOSURE STATEMENT BY APPLICANT (Not for submission under 37 CFR 1.99)		
	Application Number	
	Filing Date	
	First Named Inventor	Carles PUENTE BALIARDA
	Art Unit	
	Examiner Name	
	Attorney Docket Number	0690.0023CN5

	28	1443595	EP		2004-08-04	ZHINONG		
	29	1453140	EP		2004-09-01	KORVA		
	30	1501202	EP		2005-01-26	PARK		
	31	1501221	EP		2003-10-21	NA		
	32	1515392	EP		2005-03-16	COHEN		
	33	1528822	EP		2004-09-29	BENCO		
	34	1534010	EP		2005-05-25	KIM		
	35	1542375	EP		2005-06-15	YAGIHASHI		
	36	1569300	EP		2005-08-31	TAKAGI		
	37	1569425	EP		2005-08-31	YUEH		
	38	1569450	EP		2004-03-02	SAWAHARA		

ALL REFERENCES CONSIDERED EXCEPT WHERE LINED THROUGH. /D.H/

INFORMATION DISCLOSURE STATEMENT BY APPLICANT (Not for submission under 37 CFR 1.99)		
	Application Number	
	Filing Date	
	First Named Inventor	Carles PUENTE BALIARDA
	Art Unit	
	Examiner Name	
	Attorney Docket Number	0690.0023CN5

	39	1587323	EP		2005-10-19	NAM		
	40	1589608	EP		2005-10-26	ANNABI		
	41	1592083	EP		2013-04-03	PUENTE		
	42	1592083	EP		2005-11-02	PUENTE		
	43	1603311	EP		2005-12-07	FINKE-ANLAUFF		
	44	1610411	EP		2005-06-18	HONG-TEUK		
	45	1617564	EP		2006-01-18	SEKIGUCHI		
	46	1617671	EP		2006-01-18	KONNLNG		
	47	1650938	EP		2006-04-26	CHO		
	48	1770824	EP		2007-04-04	UEJIMA		
	49	2112163	ES		1998-03-16	GARCIA		

ALL REFERENCES CONSIDERED EXCEPT WHERE LINED THROUGH. /D.H/

INFORMATION DISCLOSURE STATEMENT BY APPLICANT (Not for submission under 37 CFR 1.99)		
	Application Number	
	Filing Date	
	First Named Inventor	Carles PUENTE BALIARDA
	Art Unit	
	Examiner Name	
	Attorney Docket Number	0690.0023CN5

	50	2142280	ES		2000-05-03	NAVARRO			

If you wish to add additional Foreign Patent Document citation information please click the Add button Add

NON-PATENT LITERATURE DOCUMENTS Remove

Examiner Initials*	Cite No	Include name of the author (in CAPITAL LETTERS), title of the article (when appropriate), title of the item (book, magazine, journal, serial, symposium, catalog, etc), date, pages(s), volume-issue number(s), publisher, city and/or country where published.	T5
	1	Bushman , F. W., The boeing B-52 all flush antenna system, USAF Antenna Research and Development Program, 5th , 1955. Symposium on the, 19551016	
	2	Cabedo , A., Antenas multibanda para aplicaciones 2G, 3G, WIFI, WLAN y Bluetooth en terminales móviles de nueva generación, Fractus & La Salle, 20061001	
	3	Campi , M., Design of microstrip linear array antennas, Antenna Applications, 1981. Symposium, 19810808	
	4	Campos , O., Multiband and miniature fractal antennas study : Estudi d'antenes fractal multibanda i en miniatura, Universitat Politecnica de Catalunya (UPC), 19980101	
	5	Carver , K. R. et al., Microstrip antenna technology, Antennas and Propagation, IEEE Transactions on, 19810101, Vol. AP29, No.1	
	6	Carver , K. R. et al., Microstrip antenna technology, in "Microstrip antennas" to D.M. Pozar; IEEE Antennas and Propagation Society, 19950101, Pag.3-26	
	7	Caswell , W. E., Invisible errors in dimensions calculations: geometric and systematic effects, Dimensions and Entropies in Chaotic Systems, 19860101, Pag.123-136	
	8	Chang , J. et al, Hybrid fractal cross antenna, Microwave and Optical Technology Letters, 20000620	

ALL REFERENCES CONSIDERED EXCEPT WHERE LINED THROUGH. /D.H/

INFORMATION DISCLOSURE STATEMENT BY APPLICANT (Not for submission under 37 CFR 1.99)		
	Application Number	
	Filing Date	
	First Named Inventor	Carles PUENTE BALIARDA
	Art Unit	
	Examiner Name	
	Attorney Docket Number	0690.0023CN5

	9	Chen , H., Dual frequency microstrip antenna with embedded reactive loading, Microwave and Optical Technology Letters, 19991105, Vol.23, No.3	
	10	Chen , H., On the circular polarization operation of annular-ring microstrip antennas, Antennas and Propagation, IEEE Transactions on, 19990801	
	11	Chen , M.H., A compact EHF/SHF dual frequency antenna, Antennas and Propagation Society (APS), 1990. IEEE International Symposium, 19900507, Vol.4	
	12	Chen , S. et al., On the calculation of Fractal features from images, Pattern Analysis and Machine Intelligence, IEEE Transactions on, 19931001, Vol.15, No.10	
	13	Chen , W. S., Small circularly polarized microstrip antennas, Antennas and Propagation Society (APS), 1999. IEEE International Symposium, 19990711	
	14	Chen , W. S., Square-ring microstrip antenna with a cross strip for compact circular polarization operation, Antennas and Propagation, IEEE Transactions on, 19991001	
	15	Chen , X. ; Ying , Z., Small Antenna Design for Mobile Handsets (part I), Sony Ericsson, 20090325	
	16	Cherry , S., A match made in packets, Spectrum, IEEE, 20050701	
	17	Chiba , N. et al, Dual frequency planar antenna for handsets, Electronics Letters, 19981210	
	18	Chien , S. et al, Planar inverted-F antenna with a hollow shorting cylinder for internal mobile phone antenna, Antennas and Propagation Society (APS), 2004. IEEE International Symposium, 20040620	
	19	Cho , Y. J., A wideband internal antenna with dual monopole radiation elements, Antennas and Wireless Propagation Letters, IEEE, 20050101, Vol.4	

ALL REFERENCES CONSIDERED EXCEPT WHERE LINED THROUGH. /D.H/

INFORMATION DISCLOSURE STATEMENT BY APPLICANT (Not for submission under 37 CFR 1.99)		
	Application Number	
	Filing Date	
	First Named Inventor	Carles PUENTE BALIARDA
	Art Unit	
	Examiner Name	
	Attorney Docket Number	0690.0023CN5

	20	Chow , Y. W. et al., An innovative monopole antenna for mobile phone handsets, Microwave and Optical Technology Letters, 20000420	
	21	Chu , L. J., Physical limitations of omni-directional antennas, Journal of Applied Physics, 19481201	
	22	Cimini , L. J. et al, Advanced cellular internet services (ACIS), Communication Magazine, IEEE, 19981001	
	23	Clawson , J. et al., The impacts of limited visual feedback on mobile text entry for the twiddler and mini-QWERTY keyboards, Wereable Computers, 9th , 2005. International Symposium on, 20050101	
	24	Cohen , N., Fractal and shaped dipoles - Some simple fractal dipoles, their benefits and limitations, Communications Quarterly, 19960301	
	25	Cohen , N., Fractal antenna applications in wireless telecommunications, Electronics Industries Forum of New England, 1997. IEEE Professional Program Proceedings, 19970506, Pag.43-49	
	26	Cohen , N., Fractal antennas - Part 1 - Introduction and the fractal quad, Communications Quarterly, 19950701	
	27	Cohen , N., Fractal antennas - Part 2 - A discussion of relevant, but disparate, qualities, Communications Quarterly, 19960701	
	28	Cohen , N., Fractal element antennas, Journal of Electronic Defense, 19970701	
	29	Cohen , N., NEC4 analysis of a fractalized monofiliar helix in an axial mode, Wireless Communications and Applied Computational Electromagnetics (ACES), 1998. IEEE International Conference on, 19980401, Pag.1051	
	30	Cohen , N. ; Hohlfeld , R. G., Fractal loops and the small loop approximation - Exploring fractal resonances, Communications Quarterly, 19961201	

ALL REFERENCES CONSIDERED EXCEPT WHERE LINED THROUGH. /D.H/

INFORMATION DISCLOSURE STATEMENT BY APPLICANT (Not for submission under 37 CFR 1.99)		
	Application Number	
	Filing Date	
	First Named Inventor	Carles PUENTE BALIARDA
	Art Unit	
	Examiner Name	
	Attorney Docket Number	0690.0023CN5

	31	Cohn , S. B., Flush airborne radar antennas, USAF Antenna Research and Development Program, 3th , 1953. Symposium on the, 19531018	
	32	Collander , P. ; Karlsson , M.; Salo , J. ; Haavisto , P. ; Laine-Ylijoki , T., Mobile multimedia communication, Electronic Manufacturing Technology, 18th, 1995. IEEE/CPMT Japan International Symposium, 19951204, Pag.20 - 22	
	33	Collier , C. P., Geometry for teachers, Waveland Press, Inc., 19840101	
	34	Collier , D. ; Shnitkin , H., The monopole as a wideband array antenna element, Antenna Applications, 1993. Symposium, 19930922	
	35	Counter , V. A., Flush, re-entrant, impedance phased, circularly polarized cavity antenna for missiles, USAF Antenna Research and Development Program, 2th , 1952. Symposium on the, 19521019	
	36	Counter , V. A. ; Margerum , D. L., Flush dielectric disc antenna for radar, USAF Antenna Research and Development Program, 2th , 1952. Symposium on the, 19521019	
	37	Cozza , R. et al, Nokia's E-Series brings PC management strategies to smartphones, Gartner, 20060101	
	38	Cristal , E. G. et al, Hairpin-line and hybrid hairpin-line / Half-wave parallel-coupled-line filers, Microwave Theory and Techniques, IEEE Transactions on, 19721101	
	39	Dailey Paulson , L., Low power chips for high powered handhelds, Computer, 20030101	
	40	Daniel , A. E. ; Kumar , G., Rectangular microstrip antennas with stub along the non-radiating edge for dual band operation, Antennas and Propagation Society (APS), 1995. IEEE International Symposium, 19950618, Vol.4, Pag.2136-2139	
	41	Davidson , B. et al., MID wide band helix antenna for PDC diversity, Molded Interconnect Devices (MID), 1998, 19980202	

ALL REFERENCES CONSIDERED EXCEPT WHERE LINED THROUGH. /D.H/

INFORMATION DISCLOSURE STATEMENT BY APPLICANT (Not for submission under 37 CFR 1.99)		
	Application Number	
	Filing Date	
	First Named Inventor	Carles PUENTE BALIARDA
	Art Unit	
	Examiner Name	
	Attorney Docket Number	0690.0023CN5

	42	de la Vergne , H. J. et al, Market focus - Smartphones, Worldwide, 2005, Gartner, 20051205	
	43	Debicki , P. S. et al., Calculating input impedance of electrically small insulated antennas for microwave hyperthermia, Microwave Theory and Techniques, IEEE Transactions on, 19930201	
	44	del Re , E. et al., Multiple antenna systems: frontier of wireless access, Personal Indoor and Mobile Radio Communications (PIMRC), 15th , 2004 International Symposium on, 20040905, Vol.2	
	45	Deng , S. M., A t-strip loaded rectangular microstrip patch antenna for dual-frequency operation, Antennas and Propagation Society (APS), 1999. IEEE International Symposium, 19990701	
	46	Deschamps , G., Microstrip Microwave Antenna, USAF Antenna Research and Development Program, 3th , 1953. Symposium on the, 19531018	
	47	Desclos , L. et al., An interdigitated printed antenna for PC Card Applications, Antennas and Propagation, IEEE Transactions on, 19980901, Vol.46, No.9	
	48	Dickstein , H. D., Antenna system for a ground passive electronic reconnaissance facility, USAF Antenna Research and Development Program, 8th , 1958. Symposium on the, 19581020	
	49	Du , Z. et al, A novel compact wide-band planar antenna for mobile handsets, Antennas and Propagation, IEEE Transactions on, 20060201	
	50	Du Plessis , M. ; Cloete , J. H., Tuning stubs for microstrip patch antennas, Antennas and Propagation Society (APS), 1993. IEEE International Symposium, 19930628, Vol.2, Pag.964 - 967	

If you wish to add additional non-patent literature document citation information please click the Add button Add

EXAMINER SIGNATURE

Examiner Signature	/DUNG HONG/	Date Considered	03/08/2022

*EXAMINER: Initial if reference considered, whether or not citation is in conformance with MPEP 609. Draw line through a citation if not in conformance and not considered. Include copy of this form with next communication to applicant.

EFS Web 2.1.18

ALL REFERENCES CONSIDERED EXCEPT WHERE LINED THROUGH. /D.H/

INFORMATION DISCLOSURE STATEMENT BY APPLICANT (Not for submission under 37 CFR 1.99)		
	Application Number	
	Filing Date	
	First Named Inventor	Carles PUENTE BALIARDA
	Art Unit	
	Examiner Name	
	Attorney Docket Number	0690.0023CN5

[1] See Kind Codes of USPTO Patent Documents at www.USPTO.GOV or MPEP 901.04. [2] Enter office that issued the document, by the two-letter code (WIPO Standard ST.3). [3] For Japanese patent documents, the indication of the year of the reign of the Emperor must precede the serial number of the patent document. [4] Kind of document by the appropriate symbols as indicated on the document under WIPO Standard ST.16 if possible. [5] Applicant is to place a check mark here if English language translation is attached.

ALL REFERENCES CONSIDERED EXCEPT WHERE LINED THROUGH. /D.H/

INFORMATION DISCLOSURE STATEMENT BY APPLICANT (Not for submission under 37 CFR 1.99)		
	Application Number	
	Filing Date	
	First Named Inventor	Carles PUENTE BALIARDA
	Art Unit	
	Examiner Name	
	Attorney Docket Number	0690.0023CN5

CERTIFICATION STATEMENT

Please see 37 CFR 1.97 and 1.98 to make the appropriate selection(s):

That each item of information contained in the information disclosure statement was first cited in any communication from a foreign patent office in a counterpart foreign application not more than three months prior to the filing of the information disclosure statement. See 37 CFR 1.97(e)(1).

OR

☐ That no item of information contained in the information disclosure statement was cited in a communication from a foreign patent office in a counterpart foreign application, and, to the knowledge of the person signing the certification after making reasonable inquiry, no item of information contained in the information disclosure statement was known to any individual designated in 37 CFR 1.56(c) more than three months prior to the filing of the information disclosure statement. See 37 CFR 1.97(e)(2).

See attached certification statement.

The fee set forth in 37 CFR 1.17 (p) has been submitted herewith.

☒ A certification statement is not submitted herewith.

SIGNATURE

A signature of the applicant or representative is required in accordance with CFR 1.33, 10.18. Please see CFR 1.4(d) for the form of the signature.

Signature	/Patrick J. Finnan/	Date (YYYY-MM-DD)	2021-04-30
Name/Print	Patrick J. Finnan	Registration Number	39189

This collection of information is required by 37 CFR 1.97 and 1.98. The information is required to obtain or retain a benefit by the public which is to file (and by the USPTO to process) an application. Confidentiality is governed by 35 U.S.C. 122 and 37 CFR 1.14. This collection is estimated to take 1 hour to complete, including gathering, preparing and submitting the completed application form to the USPTO. Time will vary depending upon the individual case. Any comments on the amount of time you require to complete this form and/or suggestions for reducing this burden, should be sent to the Chief Information Officer, U.S. Patent and Trademark Office, U.S. Department of Commerce, P.O. Box 1450, Alexandria, VA 22313-1450. DO NOT SEND FEES OR COMPLETED FORMS TO THIS ADDRESS. **SEND TO: Commissioner for Patents, P.O. Box 1450, Alexandria, VA 22313-1450.**

ALL REFERENCES CONSIDERED EXCEPT WHERE LINED THROUGH. /D.H/

Privacy Act Statement

The Privacy Act of 1974 (P.L. 93-579) requires that you be given certain information in connection with your submission of the attached form related to a patent application or patent. Accordingly, pursuant to the requirements of the Act, please be advised that: (1) the general authority for the collection of this information is 35 U.S.C. 2(b)(2); (2) furnishing of the information solicited is voluntary; and (3) the principal purpose for which the information is used by the U.S. Patent and Trademark Office is to process and/or examine your submission related to a patent application or patent. If you do not furnish the requested information, the U.S. Patent and Trademark Office may not be able to process and/or examine your submission, which may result in termination of proceedings or abandonment of the application or expiration of the patent.

The information provided by you in this form will be subject to the following routine uses:

1. The information on this form will be treated confidentially to the extent allowed under the Freedom of Information Act (5 U.S.C. 552) and the Privacy Act (5 U.S.C. 552a). Records from this system of records may be disclosed to the Department of Justice to determine whether the Freedom of Information Act requires disclosure of these record s.

2. A record from this system of records may be disclosed, as a routine use, in the course of presenting evidence to a court, magistrate, or administrative tribunal, including disclosures to opposing counsel in the course of settlement negotiations.

3. A record in this system of records may be disclosed, as a routine use, to a Member of Congress submitting a request involving an individual, to whom the record pertains, when the individual has requested assistance from the Member with respect to the subject matter of the record.

4. A record in this system of records may be disclosed, as a routine use, to a contractor of the Agency having need for the information in order to perform a contract. Recipients of information shall be required to comply with the requirements of the Privacy Act of 1974, as amended, pursuant to 5 U.S.C. 552a(m).

5. A record related to an International Application filed under the Patent Cooperation Treaty in this system of records may be disclosed, as a routine use, to the International Bureau of the World Intellectual Property Organization, pursuant to the Patent Cooperation Treaty.

6. A record in this system of records may be disclosed, as a routine use, to another federal agency for purposes of National Security review (35 U.S.C. 181) and for review pursuant to the Atomic Energy Act (42 U.S.C. 218(c)).

7. A record from this system of records may be disclosed, as a routine use, to the Administrator, General Services, or his/her designee, during an inspection of records conducted by GSA as part of that agency's responsibility to recommend improvements in records management practices and programs, under authority of 44 U.S.C. 2904 and 2906. Such disclosure shall be made in accordance with the GSA regulations governing inspection of records for this purpose, and any other relevant (i.e., GSA or Commerce) directive. Such disclosure shall not be used to make determinations about individuals.

8. A record from this system of records may be disclosed, as a routine use, to the public after either publication of the application pursuant to 35 U.S.C. 122(b) or issuance of a patent pursuant to 35 U.S.C. 151. Further, a record may be disclosed, subject to the limitations of 37 CFR 1.14, as a routine use, to the public if the record was filed in an application which became abandoned or in which the proceedings were terminated and which application is referenced by either a published application, an application open to public inspections or an issued patent.

9. A record from this system of records may be disclosed, as a routine use, to a Federal, State, or local law enforcement agency, if the USPTO becomes aware of a violation or potential violation of law or regulation.

ALL REFERENCES CONSIDERED EXCEPT WHERE LINED THROUGH. /D.H/

Doc code: IDS
Doc description: Information Disclosure Statement (IDS) Filed

PTO/SB/08a (02-18)
Approved for use through 11/30/2020. OMB 0651-0031
U.S. Patent and Trademark Office; U.S. DEPARTMENT OF COMMERCE
Under the Paperwork Reduction Act of 1995, no persons are required to respond to a collection of information unless it contains a valid OMB control number.

INFORMATION DISCLOSURE STATEMENT BY APPLICANT
(Not for submission under 37 CFR 1.99)

Application Number	
Filing Date	
First Named Inventor	Carles PUENTE BALIARDA
Art Unit	
Examiner Name	
Attorney Docket Number	0690.0023CN5

U.S.PATENTS Remove

Examiner Initial*	Cite No	Patent Number	Kind Code[1]	Issue Date	Name of Patentee or Applicant of cited Document	Pages,Columns,Lines where Relevant Passages or Relevant Figures Appear
	1	3079602		1963-02-26	DU HAMEL	
	2	3521284		1970-07-21	SHELTON	
	3	3599214		1971-08-10	ALTMAYER	
	4	3622890		1971-11-23	FUJIMOTO	
	5	3683376		1972-08-08	PRONOVOST	
	6	3683379		1972-08-08	SADDLER	
	7	3689929		1972-09-02	MOODY	
	8	3818490		1974-06-18	LEAHY	

ALL REFERENCES CONSIDERED EXCEPT WHERE LINED THROUGH. /D.H/

INFORMATION DISCLOSURE STATEMENT BY APPLICANT (Not for submission under 37 CFR 1.99)		
	Application Number	
	Filing Date	
	First Named Inventor	Carles PUENTE BALIARDA
	Art Unit	
	Examiner Name	
	Attorney Docket Number	0690.0023CN5

	9	3967276		1976-06-29	GOUBAU	
	10	3969730		1976-07-13	FUCHSER	
	11	4021810		1977-05-03	URPO	
	12	4024542		1977-05-17	IKAWA	
	13	4038662		1977-07-26	TURNER	
	14	4072951		1978-02-07	KALOI	
	15	4131893		1978-12-26	MUNSON	
	16	4141016		1979-02-20	NELSON	
	17	4318109		1982-03-02	WEATHERS	
	18	4356492		1982-10-26	KALOI	
	19	4381566		1983-04-26	KANE	

ALL REFERENCES CONSIDERED EXCEPT WHERE LINED THROUGH. /D.H/

INFORMATION DISCLOSURE STATEMENT BY APPLICANT (Not for submission under 37 CFR 1.99)		
	Application Number	
	Filing Date	
	First Named Inventor	Carles PUENTE BALIARDA
	Art Unit	
	Examiner Name	
	Attorney Docket Number	0690.0023CN5

	20	4471358		1984-09-11	GLASSER	
	21	4471493		1984-09-11	SHOBER	
	22	4504834		1985-03-12	GARAY	
	23	4536725		1985-08-20	HUBLER	
	24	4543581		1985-09-24	NEMET	
	25	4571595		1986-02-18	PHILLIPS	
	26	4584709		1986-04-22	KNEISEL	
	27	4608572		1986-08-26	BLAKNEY	
	28	4623894		1986-11-18	LEE	
	29	4628322		1986-12-09	MARKO	
	30	4673948		1987-06-16	KUO	

ALL REFERENCES CONSIDERED EXCEPT WHERE LINED THROUGH. /D.H/

INFORMATION DISCLOSURE STATEMENT BY APPLICANT (Not for submission under 37 CFR 1.99)		
	Application Number	
	Filing Date	
	First Named Inventor	Carles PUENTE BALIARDA
	Art Unit	
	Examiner Name	
	Attorney Docket Number	0690.0023CN5

	31	4723305		1988-02-02	PHILLIPS	
	32	4730195		1988-03-08	PHILLIPS	
	33	4752968		1988-06-21	LINDENMEIER	
	34	4827266		1989-05-02	SATO	
	35	4827271		1989-05-02	BERNEKING	
	36	4839660		1989-06-13	HADZOGLOU	
	37	4843468		1989-06-27	DREWERY	
	38	4847629		1989-07-11	SHIMAZAKI	
	39	4849766		1989-07-18	INABA	
	40	4857939		1989-08-15	SHIMAZAKI	
	41	4860019		1989-08-22	JIANG	

ALL REFERENCES CONSIDERED EXCEPT WHERE LINED THROUGH. /D.H/

INFORMATION DISCLOSURE STATEMENT BY APPLICANT (Not for submission under 37 CFR 1.99)		
	Application Number	
	Filing Date	
	First Named Inventor	Carles PUENTE BALIARDA
	Art Unit	
	Examiner Name	
	Attorney Docket Number	0690.0023CN5

	42	4890114		1989-12-26	EGASHIRA	
	43	4894663		1990-01-16	URBISH	
	44	4907011		1990-03-06	KUO	
	45	4912481		1990-03-27	MACE	
	46	4975711		1990-12-04	LEE	
	47	5030963		1991-07-09	TADAMA	
	48	5138328		1992-08-11	ZIBRICK	
	49	5168472		1992-12-01	LOCKWOOD	
	50	5172084		1992-12-15	FIEDZIUSZKO	

If you wish to add additional U.S. Patent citation information please click the Add button. Add

U.S.PATENT APPLICATION PUBLICATIONS Remove

Examiner Initial*	Cite No	Publication Number	Kind Code[1]	Publication Date	Name of Patentee or Applicant of cited Document	Pages,Columns,Lines where Relevant Passages or Relevant Figures Appear

ALL REFERENCES CONSIDERED EXCEPT WHERE LINED THROUGH. /D.H/

INFORMATION DISCLOSURE STATEMENT BY APPLICANT (Not for submission under 37 CFR 1.99)		
	Application Number	
	Filing Date	
	First Named Inventor	Carles PUENTE BALIARDA
	Art Unit	
	Examiner Name	
	Attorney Docket Number	0690.0023CN5

	1	20010002823		2001-06-07	YING	
	2	20010033250		2001-10-25	KEILEN	
	3	20010050636		2001-12-13	WEINBERGER	
	4	20020000940		2002-01-03	MOREN	
	5	20020000942		2002-01-03	DUROUX	
	6	20020036594		2002-03-28	GYENES	
	7	20020105468		2002-08-08	TESSIER	
	8	20020109633		2002-08-15	OW	
	9	20020126051		2002-09-12	JHA	
	10	20020126054		2002-09-12	FUERST	
	11	20020126055		2002-09-12	LINDENMEIER	

ALL REFERENCES CONSIDERED EXCEPT WHERE LINED THROUGH. /D.H/

INFORMATION DISCLOSURE STATEMENT BY APPLICANT (Not for submission under 37 CFR 1.99)		
	Application Number	
	Filing Date	
	First Named Inventor	Carles PUENTE BALIARDA
	Art Unit	
	Examiner Name	
	Attorney Docket Number	0690.0023CN5

	12	20020140615		2002-10-03	CARLES ET AL	
	13	20020149519		2002-10-17	VARADAN	
	14	20020164986		2002-11-17	BRIAND	
	15	20020175211		2002-11-28	DOMINQUEZ	
	16	20020175879		2002-11-28	SABET	
	17	20020190904		2002-12-19	COHEN	
	18	20020175866		2002-11-28	GRAM	
	19	20030025637		2003-02-06	MENDOLIA	
	20	20030064750		2003-04-03	OH	
	21	20030090421		2003-05-15	SAJADINIA	
	22	20030098814		2003-05-29	KELLER	

ALL REFERENCES CONSIDERED EXCEPT WHERE LINED THROUGH. /D.H/

INFORMATION DISCLOSURE STATEMENT BY APPLICANT (Not for submission under 37 CFR 1.99)		
	Application Number	
	Filing Date	
	First Named Inventor	Carles PUENTE BALIARDA
	Art Unit	
	Examiner Name	
	Attorney Docket Number	0690.0023CN5

	23	20030189518		2003-10-09	JOHNSON	
	24	20030210200		2003-11-13	MCCONNELL	
	25	20030228892		2003-12-11	MAALISMAA	
	26	20040009755		2004-01-15	YOSHIDA	
	27	20040027295		2004-02-12	HUBER	
	28	20040029581		2004-02-12	LU	
	29	20040056985		2004-03-25	SEONG	
	30	20040085244		2004-05-06	KADAMBI	
	31	20040090372		2004-05-13	DI NALLO	
	32	20040095289		2004-05-20	BAE	
	33	20040110479		2004-06-10	ORMSON	

ALL REFERENCES CONSIDERED EXCEPT WHERE LINED THROUGH. /D.H/

INFORMATION DISCLOSURE STATEMENT BY APPLICANT (Not for submission under 37 CFR 1.99)		
	Application Number	
	Filing Date	
	First Named Inventor	Carles PUENTE BALIARDA
	Art Unit	
	Examiner Name	
	Attorney Docket Number	0690.0023CN5

	34	20040119644		2004-06-24	PUENTE-BALIARDA ET AL	
	35	20040176025		2004-09-09	HOLM	
	36	20040198436		2004-10-07	ALDEN	
	37	20040204008		2004-10-14	DENG	
	38	20040204126		2004-10-14	REYES	
	39	20040212545		2004-10-28	LI	
	40	20040214541		2004-10-28	CHOI	
	41	20050017910		2005-01-27	PARK	
	42	20050041624		2005-02-24	HUI	
	43	20050057398		2005-03-17	RYKEN	
	44	20050069069		2005-03-31	GUNZELMANN	

ALL REFERENCES CONSIDERED EXCEPT WHERE LINED THROUGH. /D.H/

INFORMATION DISCLOSURE STATEMENT BY APPLICANT (Not for submission under 37 CFR 1.99)		
	Application Number	
	Filing Date	
	First Named Inventor	Carles PUENTE BALIARDA
	Art Unit	
	Examiner Name	
	Attorney Docket Number	0690.0023CN5

	45	20050075098		2005-04-07	LEE	
	46	20050088340		2005-04-28	DENG	
	47	20050107052		2005-05-19	ZANGERL	
	48	20050136958		2005-06-23	SESHADRI	
	49	20050153709		2005-07-14	FORRESTER	
	50	20050156785		2005-07-21	RYKEN	

If you wish to add additional U.S. Published Application citation information please click the Add button. Add

FOREIGN PATENT DOCUMENTS Remove

Examiner Initial*	Cite No	Foreign Document Number[3]	Country Code[2] i	Kind Code[4]	Publication Date	Name of Patentee or Applicant of cited Document	Pages,Columns,Lines where Relevant Passages or Relevant Figures Appear	T[5]
	1	23822128	CA		2001-03-08	AALTONEN		
	2	2416437	CA		2002-01-17	KADICHEVITZ		
	3	2480581	CA		2006-03-03	LAN		

EFS Web 2.1.18

ALL REFERENCES CONSIDERED EXCEPT WHERE LINED THROUGH. /D.H/

INFORMATION DISCLOSURE STATEMENT BY APPLICANT (Not for submission under 37 CFR 1.99)		
	Application Number	
	Filing Date	
	First Named Inventor	Carles PUENTE BALIARDA
	Art Unit	
	Examiner Name	
	Attorney Docket Number	0690.0023CN5

	4	2483357	CA		2005-04-06	JIN		
	5	2525859	CA		2006-02-15	QI		
	6	2224466	CN		1996-04-10	KONG		
	7	10108859	DE		2003-05-22	HUBER		
	8	10138265	DE		2003-07-03	HUBER		
	9	10142965	DE		2003-03-20	HAMANN		
	10	10206426	DE		2002-11-07	CHEN		
	11	19929689	DE		2001-01-11	PAN		
	12	3337941	DE		1985-05-09	EBNETH		
	13	0096847	EP		1983-12-28	HOFMANN		
	14	0253608	EP		1988-01-20	DREWERY		

ALL REFERENCES CONSIDERED EXCEPT WHERE LINED THROUGH. /D.H/

INFORMATION DISCLOSURE STATEMENT BY APPLICANT (Not for submission under 37 CFR 1.99)		
	Application Number	
	Filing Date	
	First Named Inventor	Carles PUENTE BALIARDA
	Art Unit	
	Examiner Name	
	Attorney Docket Number	0690.0023CN5

	15	0297813	EP		1989-01-04	SAKURAI		
	16	0358090	EP		1990-03-14	SHIBATA		
	17	0396033	EP		1990-11-07	LINDENMEIER		
	18	0543645	EP		1993-05-26	GROWNEY		
	19	0571124	EP		1993-11-24	JENNESS		
	20	0590671	EP		1993-09-30	SEKINE		
	21	0620677	EP		1994-10-19	DELABASTITA		
	22	0688040	EP		1995-12-20	HORI		
	23	0736926	EP		1996-10-09	ANNAMAA		
	24	0749176	EP		2002-09-18	SANAD		
	25	0753897	EP		1997-01-15	SANAD		

ALL REFERENCES CONSIDERED EXCEPT WHERE LINED THROUGH. /D.H/

INFORMATION DISCLOSURE STATEMENT BY APPLICANT (Not for submission under 37 CFR 1.99)		
	Application Number	
	Filing Date	
	First Named Inventor	Carles PUENTE BALIARDA
	Art Unit	
	Examiner Name	
	Attorney Docket Number	0690.0023CN5

	26	0765001	EP		1996-09-17	MANDAL		
	27	0814536	EP		1997-12-29	YANAGISAWA		
	28	0823748	EP		1998-02-11	KUITTINEN		
	29	0825672	EP		1998-02-25	ANNAMAA		
	30	0843905	EP		2004-12-01	COHEN		
	31	0856907	EP		1998-08-05	PAPATHEODOROU		
	32	0871238	EP		1998-10-14	OLLIKAINEN		
	33	0892459	EP		1999-01-20	PANKINAHO		
	34	0902472	EP		1999-03-17	FUREY		
	35	0924793	EP		2003-06-26	SMITH		
	36	0929121	EP		1999-07-14	EGGLESTON		

EFS Web 2.1.18

ALL REFERENCES CONSIDERED EXCEPT WHERE LINED THROUGH. /D.H/

INFORMATION DISCLOSURE STATEMENT BY APPLICANT (Not for submission under 37 CFR 1.99)		
	Application Number	
	Filing Date	
	First Named Inventor	Carles PUENTE BALIARDA
	Art Unit	
	Examiner Name	
	Attorney Docket Number	0690.0023CN5

	37	0932219	EP		1999-07-28	ANNAMAA		
	38	0938158	EP		1999-08-25	SAARI		
	39	0942488	EP		1999-09-15	KAWAHATA		
	40	0969375	EP		2000-01-05	STOUTAMIRE		
	41	0986130	EP		2000-03-15	HUBER		
	42	0993070	EP		2000-04-12	SAITO		
	43	0997972	EP		2000-03-05	PUENTE		
	44	0997974	EP		2000-05-03	ISOHÄTÄLÄ		
	45	1011167	EP		2000-06-21	KANE		
	46	1016158	EP		2003-12-03	SADLER		
	47	1018777	EP		2000-07-12	GEERAERT		

EFS Web 2.1.18

ALL REFERENCES CONSIDERED EXCEPT WHERE LINED THROUGH. /D.H/

INFORMATION DISCLOSURE STATEMENT BY APPLICANT (Not for submission under 37 CFR 1.99)		
	Application Number	
	Filing Date	
	First Named Inventor	Carles PUENTE BALIARDA
	Art Unit	
	Examiner Name	
	Attorney Docket Number	0690.0023CN5

	48	1018779	EP		2000-07-12	ISOHĀTĀLĀ		
	49	1024552	EP		2000-01-14	WEINBERGER		
	50	1026774	EP		2000-08-09	WEINBERGER		

If you wish to add additional Foreign Patent Document citation information please click the Add button Add

NON-PATENT LITERATURE DOCUMENTS Remove

Examiner Initials*	Cite No	Include name of the author (in CAPITAL LETTERS), title of the article (when appropriate), title of the item (book, magazine, journal, serial, symposium, catalog, etc), date, pages(s), volume-issue number(s), publisher, city and/or country where published.	T5
	1	Aazhanng , B., Wireless communication: a power efficiency perspective -, Spread Spectrum Techniques and Applications, 7th , 2002. IEEE Seventh International Symposium on, 20020902	
	2	Acquaviva , A., Power-aware network swapping for wireless palmtop PCs, Mobile Computing, IEEE Transactions on, 20060501, Vol.5, No.5	
	3	Adcock , M. D, New type feed for high speed conical scanning, USAF Antenna Research and Development Program, 2th , 1952. Symposium on the, 19520811	
	4	Addison , P. S., Fractals and chaos, Institute of Physics Publishing, 19970101, Page: 256	
	5	Addison , P. S., Fractals and chaos - An illustrated course, Institute of Physics Publishing, 19970101, Pages: 1-3 , 30-36	
	6	Addison , P. S., Fractals and Chaos - An illustrated course - Full, Institute of Physics Publising Bristol and Philadelphia, 19970101	

ALL REFERENCES CONSIDERED EXCEPT WHERE LINED THROUGH. /D.H/

INFORMATION DISCLOSURE STATEMENT BY APPLICANT (Not for submission under 37 CFR 1.99)		
	Application Number	
	Filing Date	
	First Named Inventor	Carles PUENTE BALIARDA
	Art Unit	
	Examiner Name	
	Attorney Docket Number	0690.0023CN5

	7	Addison , P. S., Fractals and chaos. An illustrated course, Institute of Physics Publishing, 19970101, Pag.14-15	
	8	Agrawal , P. et al, An experimental indoor wireless network - SWAN - a mobile multimedia wireless network, Personal Communications, IEEE, 19960401	
	9	Ali , M. ; Hayes , G. J. et al, A triple band internal antenna for mobile handheld terminals, Antennas and Propagation Society (APS), 2002. IEEE International Symposium, 20020616	
	10	Ancona , C., On small antenna impedance in weakly dissipative media, Antennas and Propagation, IEEE Transactions on, 19780301	
	11	Andersen , J. B., The handbook of antenna design - Low- and medium-gain microwave antennas, Rudge , A. W. et al - IEE Eletromagnetic Waves Series; Peter Peregrinus Ltd. (2nd ed.), 19860101, Vol. 1 and 2, Pag.526-543	
	12	Anguera , J. ; Puente , C. ; Borja , C., A procedure to design stacked microstrip patch antennas on a simple network model, Microwave and Optical Technology Letters, 20010801	
	13	Anguera , J. ; Puente , C. ; Borja , C., A procedure to design wide-band electromagnetically-coupled stacked microstrip antennas based on a simple network model, Antennas and Propagation Society (APS), 1999. IEEE International Symposium, 19990711	
	14	Anguera , J. ; Puente , C. ; Borja , C. ; Romeu , J., Miniature wideband stacked microstrip patch antenna based on the sierpinski fractal geometry, Antennas and Propagation Society (APS), 2000. IEEE International Symposium, 20000701, Vol.3, Pag.1700-1703	
	15	Anguera , J. ; Puente , C. ; Borja , C. ; Romeu , J. ; Aznar , M., Antenas microstrip apiladas con geometria de anillo - Stacked microstrip patch antennas, Unión Científica Internacional de la Radio (URSI), 15th , Zaragoza, 2000. Simposium Nacional de la, 20000901	
	16	Anguera , J. ; Sanz , I. ; Mumbru , J. ; Puente , C., Multiband handset antenna behaviour by combining PIFA and slot radiators, Antennas and Propagation Society (APS), 2007. IEEE International Symposium, 20070701	
	17	Ardizzoni , J., Know your trade-offs in portable designs, Mobile Handset Design Line, 20050613	

ALL REFERENCES CONSIDERED EXCEPT WHERE LINED THROUGH. /D.H/

INFORMATION DISCLOSURE STATEMENT BY APPLICANT (Not for submission under 37 CFR 1.99)		
	Application Number	
	Filing Date	
	First Named Inventor	Carles PUENTE BALIARDA
	Art Unit	
	Examiner Name	
	Attorney Docket Number	0690.0023CN5

	18	Arutaki , A. ; Chiba , J., Communication in a three-layered conducting media with a vertical magnetic dipole, Antennas and Propagation, IEEE Transactions on, 19800701, Vol.28, No.4	
	19	Auckland , D. T. et al., Reconfigurable antennas and RF front ends for portable wireless devices, Software Defined Radio Technical , 2002. Conference, 20010101, Pag.29-33	
	20	Bach Andersen , J. et al., On closely coupled dipoles in a random field, Antennas and Wireless Propagation Letters, IEEE, 20061201, Vol.5	
	21	Balanis , C. A., Antenna theory - Analysis and Design - Chapter 9 / Chapter 14 - Broadband dipoles and matching techniques / Microstrip antennas, Hamilton Printing, 19820101, Pag.465-484 and 722-767	
	22	Balanis , C. A., Antenna Theory - Analysis and design - Chapter 10 - Travelling wave and broadband antennas, Hamilton Printing, 19820101, Pag.498-502	
	23	Balanis , C. A., Antenna theory - Analysis and design - Chapter 2 - Fundamental parameters of antennas, John Wiley & Sons, 19820101, Pag.28 - 100	
	24	Barnsley , M., Fractals Everywhere, Academic Press Professional, 19930101, Vol.2nd Ed.	
	25	Barrick , W., A helical resonator antenna diplexer, USAF Antenna Research and Development Program, 10th , 1960. Symposium on the, 19601003	
	26	Batson , D. D. et al, VHF unfurlable turnstile antennas, USAF Antenna Research and Development Program, 19th , 1969. Symposium on the, 19691014	
	27	Behmann , F., Impact of wireless (Wi.Fi, WiMAX) on 3G and Next Generation - An initial assessment, Electro Information Technology, 2005. IEEE International Conference on, 20050522	
	28	Bellofiore , S., Smart-antenna systems for mobile communication networks. Part 1: Overview and antenna design, Antennas and Propagation Magazine, IEEE, 20020601, Vol.44, No.3	

ALL REFERENCES CONSIDERED EXCEPT WHERE LINED THROUGH. /D.H/

INFORMATION DISCLOSURE STATEMENT BY APPLICANT (Not for submission under 37 CFR 1.99)		
	Application Number	
	Filing Date	
	First Named Inventor	Carles PUENTE BALIARDA
	Art Unit	
	Examiner Name	
	Attorney Docket Number	0690.0023CN5

	29	Bellofiore , S., Smart antenna system analysis, integration and performance for mobile ad-hoc networks (MANETs), Antennas and Propagation, IEEE Transactions on, 20020501, Vol.50, No.5	
	30	Bennani , N., Integrating a digital camera in the home environment: architecture and prototype, Multimedia Software Engineering, 2000. IEEE Proceedings of International Symposium, 20000101	
	31	Berizzi , F., Fractal analysis of the signal scattered from the sea surface, Antennas and Propagation, IEEE Transactions on, 19990201, Vol.47, No.2	
	32	Besthorn, 1.0 to 21.0 GHz Log-periodic dipole antenna, USAF Antenna Research and Development Program, 18th , 1968. Symposium on the, 19681015	
	33	Blackband , W. T., The handbook of antenna design - Chapter 18 - Coaxial transmisison lines and components, Rudge , A. W. et al.Peter Peregrinus, 19860101, Vol.1 and 2, No., Pag.1612-1623	
	34	Blackband , W. T., The handbook of antenna design - Chapter 18 - Coaxial transmission lines and components, Rudge , A. W. et al - IEE Eletromagnetic Waves Series; Peter Peregrinus Ltd., 19860101, Vol.2nd ed., Pag.1612 - 1616	
	35	Bokhari , S. A. ; Zürcher , J. F. ; Mosig , J. R. et al, A small microstrip patch antenna with a convenient tuning option, Antennas and Propagation, IEEE Transactions on, 19961101	
	36	Borja , C., Fractal microstrip antennas : Antenas fractales microstrip, Universitat Politecnica de Catalunya (UPC), 19970701	
	37	Borja , C., High directivity fractal boundary microstrip patch antenna, Electronics Letters, 20000427, Vol.36, No.9	
	38	Borja , C., MSPK product, Fractus - Telefonica, 19980101	
	39	Borja , C., Panel 01, Fractus - Telefonica, 19980101	

ALL REFERENCES CONSIDERED EXCEPT WHERE LINED THROUGH. /D.H/

INFORMATION DISCLOSURE STATEMENT BY APPLICANT (Not for submission under 37 CFR 1.99)		
	Application Number	
	Filing Date	
	First Named Inventor	Carles PUENTE BALIARDA
	Art Unit	
	Examiner Name	
	Attorney Docket Number	0690.0023CN5

	40	Borja , C. ; Puente , C., Iterative network models to predict the performance of Sierpinski fractal antennas and networks, Antennas and Propagation Society (APS), 1999. IEEE International Symposium, 19990711	
	41	Borowski , E. J., Dictionary of Mathematics, Collins - Case 6:09-cv-00203-LED-JDL, 19890101, Pag. 456-457	
	42	Boshoff , H., A fast box counting algorithm for determining the fractal dimension of sampled continuous functions, IEEE, 19920101	
	43	Braun , C. ; Engblom , G. ; Beckman , C., Antenna diversity for mobile telephones, Antennas and Propagation Society (APS), 1998. IEEE International Symposium, 19980601	
	44	Breden , R. et al., Multiband printed antenna for vehicles, University of Kent, 20000103	
	45	Breden , R. et al., Printed fractal antennas, Antennas and Propagation, 1999. IEE National Conference on, 19990401	
	46	Brown, A., A high-performance integrated K-band diplexer, Microwave Theory and Techniques, IEEE Transactions on, 19990808, Vol.47	
	47	Buchholz , M. et al, Analysis, realisation and measurement of broadband miniature antennas for digital TV receivers in handheld terminals, Broadband Multimedia Systems and Broadcasting Preliminary Program (BMSB), 2006. IEEE International Symposium on, 20060406	
	48	Buczkowski , S. ; Hildgen , P. ; Cartilier , L., Measurements of fractal dimension by box-counting: a critical analysis of data scatter, Physica A, 19980401, Vol.252	
	49	Buczkowski , S. ; Kyriacos , S. ; Nekka , F. ; Cartilier , L., The modified box-countig method: analysis of some characteristic parameters, Pattern Recognition, 19980420, Vol.31, Pag.411-418(8)	
	50	Burnett , G. F., Antenna installations on super constellation airbone early warning and control aircraft, USAF Antenna Research and Development Program, 4th , 1954. Symposium on the, 19541017	

ALL REFERENCES CONSIDERED EXCEPT WHERE LINED THROUGH. /D.H/

INFORMATION DISCLOSURE STATEMENT BY APPLICANT (Not for submission under 37 CFR 1.99)		
	Application Number	
	Filing Date	
	First Named Inventor	Carles PUENTE BALIARDA
	Art Unit	
	Examiner Name	
	Attorney Docket Number	0690.0023CN5

If you wish to add additional non-patent literature document citation information please click the Add button	Add		
EXAMINER SIGNATURE			
Examiner Signature	/DUNG HONG/	Date Considered	03/08/2022

*EXAMINER: Initial if reference considered, whether or not citation is in conformance with MPEP 609. Draw line through a citation if not in conformance and not considered. Include copy of this form with next communication to applicant.

[1] See Kind Codes of USPTO Patent Documents at www.USPTO.GOV or MPEP 901.04. [2] Enter office that issued the document, by the two-letter code (WIPO Standard ST.3). [3] For Japanese patent documents, the indication of the year of the reign of the Emperor must precede the serial number of the patent document. [4] Kind of document by the appropriate symbols as indicated on the document under WIPO Standard ST.16 if possible. [5] Applicant is to place a check mark here if English language translation is attached.

ALL REFERENCES CONSIDERED EXCEPT WHERE LINED THROUGH. /D.H/

INFORMATION DISCLOSURE STATEMENT BY APPLICANT (Not for submission under 37 CFR 1.99)		
	Application Number	
	Filing Date	
	First Named Inventor	Carles PUENTE BALIARDA
	Art Unit	
	Examiner Name	
	Attorney Docket Number	0690.0023CN5

CERTIFICATION STATEMENT

Please see 37 CFR 1.97 and 1.98 to make the appropriate selection(s):

That each item of information contained in the information disclosure statement was first cited in any communication from a foreign patent office in a counterpart foreign application not more than three months prior to the filing of the information disclosure statement. See 37 CFR 1.97(e)(1).

OR

☐ That no item of information contained in the information disclosure statement was cited in a communication from a foreign patent office in a counterpart foreign application, and, to the knowledge of the person signing the certification after making reasonable inquiry, no item of information contained in the information disclosure statement was known to any individual designated in 37 CFR 1.56(c) more than three months prior to the filing of the information disclosure statement. See 37 CFR 1.97(e)(2).

See attached certification statement.

The fee set forth in 37 CFR 1.17 (p) has been submitted herewith.

☒ A certification statement is not submitted herewith.

SIGNATURE

A signature of the applicant or representative is required in accordance with CFR 1.33, 10.18. Please see CFR 1.4(d) for the form of the signature.

Signature	/Patrick J. Finnan/	Date (YYYY-MM-DD)	2021-04-30
Name/Print	Patrick J. Finnan	Registration Number	39189

This collection of information is required by 37 CFR 1.97 and 1.98. The information is required to obtain or retain a benefit by the public which is to file (and by the USPTO to process) an application. Confidentiality is governed by 35 U.S.C. 122 and 37 CFR 1.14. This collection is estimated to take 1 hour to complete, including gathering, preparing and submitting the completed application form to the USPTO. Time will vary depending upon the individual case. Any comments on the amount of time you require to complete this form and/or suggestions for reducing this burden, should be sent to the Chief Information Officer, U.S. Patent and Trademark Office, U.S. Department of Commerce, P.O. Box 1450, Alexandria, VA 22313-1450. DO NOT SEND FEES OR COMPLETED FORMS TO THIS ADDRESS. **SEND TO: Commissioner for Patents, P.O. Box 1450, Alexandria, VA 22313-1450.**

ALL REFERENCES CONSIDERED EXCEPT WHERE LINED THROUGH. /D.H/

Privacy Act Statement

The Privacy Act of 1974 (P.L. 93-579) requires that you be given certain information in connection with your submission of the attached form related to a patent application or patent. Accordingly, pursuant to the requirements of the Act, please be advised that: (1) the general authority for the collection of this information is 35 U.S.C. 2(b)(2); (2) furnishing of the information solicited is voluntary; and (3) the principal purpose for which the information is used by the U.S. Patent and Trademark Office is to process and/or examine your submission related to a patent application or patent. If you do not furnish the requested information, the U.S. Patent and Trademark Office may not be able to process and/or examine your submission, which may result in termination of proceedings or abandonment of the application or expiration of the patent.

The information provided by you in this form will be subject to the following routine uses:

1. The information on this form will be treated confidentially to the extent allowed under the Freedom of Information Act (5 U.S.C. 552) and the Privacy Act (5 U.S.C. 552a). Records from this system of records may be disclosed to the Department of Justice to determine whether the Freedom of Information Act requires disclosure of these record s.

2. A record from this system of records may be disclosed, as a routine use, in the course of presenting evidence to a court, magistrate, or administrative tribunal, including disclosures to opposing counsel in the course of settlement negotiations.

3. A record in this system of records may be disclosed, as a routine use, to a Member of Congress submitting a request involving an individual, to whom the record pertains, when the individual has requested assistance from the Member with respect to the subject matter of the record.

4. A record in this system of records may be disclosed, as a routine use, to a contractor of the Agency having need for the information in order to perform a contract. Recipients of information shall be required to comply with the requirements of the Privacy Act of 1974, as amended, pursuant to 5 U.S.C. 552a(m).

5. A record related to an International Application filed under the Patent Cooperation Treaty in this system of records may be disclosed, as a routine use, to the International Bureau of the World Intellectual Property Organization, pursuant to the Patent Cooperation Treaty.

6. A record in this system of records may be disclosed, as a routine use, to another federal agency for purposes of National Security review (35 U.S.C. 181) and for review pursuant to the Atomic Energy Act (42 U.S.C. 218(c)).

7. A record from this system of records may be disclosed, as a routine use, to the Administrator, General Services, or his/her designee, during an inspection of records conducted by GSA as part of that agency's responsibility to recommend improvements in records management practices and programs, under authority of 44 U.S.C. 2904 and 2906. Such disclosure shall be made in accordance with the GSA regulations governing inspection of records for this purpose, and any other relevant (i.e., GSA or Commerce) directive. Such disclosure shall not be used to make determinations about individuals.

8. A record from this system of records may be disclosed, as a routine use, to the public after either publication of the application pursuant to 35 U.S.C. 122(b) or issuance of a patent pursuant to 35 U.S.C. 151. Further, a record may be disclosed, subject to the limitations of 37 CFR 1.14, as a routine use, to the public if the record was filed in an application which became abandoned or in which the proceedings were terminated and which application is referenced by either a published application, an application open to public inspections or an issued patent.

9. A record from this system of records may be disclosed, as a routine use, to a Federal, State, or local law enforcement agency, if the USPTO becomes aware of a violation or potential violation of law or regulation.

ALL REFERENCES CONSIDERED EXCEPT WHERE LINED THROUGH. /D.H/

Doc code: IDS
Doc description: Information Disclosure Statement (IDS) Filed

PTO/SB/08a (02-18)
Approved for use through 11/30/2020. OMB 0651-0031
U.S. Patent and Trademark Office; U.S. DEPARTMENT OF COMMERCE
Under the Paperwork Reduction Act of 1995, no persons are required to respond to a collection of information unless it contains a valid OMB control number.

INFORMATION DISCLOSURE STATEMENT BY APPLICANT

(Not for submission under 37 CFR 1.99)

Application Number	
Filing Date	
First Named Inventor	Carles PUENTE BALIARDA
Art Unit	
Examiner Name	
Attorney Docket Number	0690.0023CN5

U.S.PATENTS Remove

Examiner Initial*	Cite No	Patent Number	Kind Code[1]	Issue Date	Name of Patentee or Applicant of cited Document	Pages,Columns,Lines where Relevant Passages or Relevant Figures Appear
	1					

If you wish to add additional U.S. Patent citation information please click the Add button. Add

U.S.PATENT APPLICATION PUBLICATIONS Remove

Examiner Initial*	Cite No	Publication Number	Kind Code[1]	Publication Date	Name of Patentee or Applicant of cited Document	Pages,Columns,Lines where Relevant Passages or Relevant Figures Appear
	1					

If you wish to add additional U.S. Published Application citation information please click the Add button. Add

FOREIGN PATENT DOCUMENTS Remove

Examiner Initial*	Cite No	Foreign Document Number[3]	Country Code[2] i	Kind Code[4]	Publication Date	Name of Patentee or Applicant of cited Document	Pages,Columns,Lines where Relevant Passages or Relevant Figures Appear	T[5]
	1							

If you wish to add additional Foreign Patent Document citation information please click the Add button Add

NON-PATENT LITERATURE DOCUMENTS Remove

Examiner Initials*	Cite No	Include name of the author (in CAPITAL LETTERS), title of the article (when appropriate), title of the item (book, magazine, journal, serial, symposium, catalog, etc), date, pages(s), volume-issue number(s), publisher, city and/or country where published.	T[5]

ALL REFERENCES CONSIDERED EXCEPT WHERE LINED THROUGH. /D.H/

INFORMATION DISCLOSURE STATEMENT BY APPLICANT (Not for submission under 37 CFR 1.99)		
	Application Number	
	Filing Date	
	First Named Inventor	Carles PUENTE BALIARDA
	Art Unit	
	Examiner Name	
	Attorney Docket Number	0690.0023CN5

	1	Infringement Chart - Samsung Spex R210a. Patent: 7148850, Fractus, 20091105	
	2	Infringement Chart - Samsung Spex R210a. Patent: 7202822, Fractus, 20091105	
	3	Infringement Chart - Samsung SPH-A523, Fractus, 20091105	
	4	Infringement Chart - Samsung SPH-A523. Patent: 7148850, Fractus, 20091105	
	5	Infringement Chart - Samsung SPH-A523. Patent: 7202822, Fractus, 20091105	
	6	Infringement Chart - Samsung SPH-M550, Fractus, 20091105	
	7	Infringement Chart - Samsung SPH-M550. Patent: 7148850, Fractus, 20091105	
	8	Infringement Chart - Samsung SPH-M550. Patent: 7202822, Fractus, 20091105	
	9	Infringement Chart - Samsung SPH M520, Fractus, 20091105	
	10	Infringement Chart - Samsung SPH M520. Patent: 7148850, Fractus, 20091105	
	11	Infringement Chart - Samsung SPH M520. Patent: 7202822, Fractus, 20091105	

ALL REFERENCES CONSIDERED EXCEPT WHERE LINED THROUGH. /D.H/

INFORMATION DISCLOSURE STATEMENT BY APPLICANT (Not for submission under 37 CFR 1.99)		
	Application Number	
	Filing Date	
	First Named Inventor	Carles PUENTE BALIARDA
	Art Unit	
	Examiner Name	
	Attorney Docket Number	0690.0023CN5

	12	Infringement Chart - Samsung SPH M540., Fractus, 20091105	
	13	Infringement Chart - Samsung SPH M540. Patent: 7148850, Fractus, 20091105	
	14	Infringement Chart - Samsung SPH M540. Patent: 7202822, Fractus, 20091105	
	15	Infringement Chart - Samsung Sway SCH-U650, Fractus, 20091105	
	16	Infringement Chart - Samsung Sway SCH-U650. Patent: 7148850, Fractus, 20091105	
	17	Infringement Chart - Samsung Sway SCH-U650. Patent: 7202822, Fractus, 20091105	
	18	Infringement Chart - Sanyo Katana II., Fractus, 20091105	
	19	Infringement Chart - Sanyo Katana II. Patent: 7148850, Fractus, 20091105	
	20	Infringement Chart - Sanyo Katana II. Patent: 7202822, Fractus, 20091105	
	21	Infringement Chart - Sanyo Katana LX, Fractus, 20091105	
	22	Infringement Chart - Sanyo Katana LX. Patent: 7148850, Fractus, 20091105	

ALL REFERENCES CONSIDERED EXCEPT WHERE LINED THROUGH. /D.H/

INFORMATION DISCLOSURE STATEMENT BY APPLICANT (Not for submission under 37 CFR 1.99)		
	Application Number	
	Filing Date	
	First Named Inventor	Carles PUENTE BALIARDA
	Art Unit	
	Examiner Name	
	Attorney Docket Number	0690.0023CN5

	23	Infringement Chart - Sanyo Katana LX. Patent: 7202822, Fractus, 20091105	
	24	Infringement Chart - Sanyo S1, Fractus, 20091105	
	25	Infringement Chart - Sanyo S1. Patent: 7148850, Fractus, 20091105	
	26	Infringement Chart - Sanyo S1. Patent: 7202822, Fractus, 20091105	
	27	Infringement Chart - Sanyo SCP 2700., Fractus, 20091105	
	28	Infringement Chart - Sanyo SCP 2700. Patent: 7148850, Fractus, 20091105	
	29	Infringement Chart - Sanyo SCP 2700. Patent: 7202822, Fractus, 20091105	
	30	Infringement Chart - Sharp Sidekick 3, Fractus, 20091105	
	31	Infringement Chart - Sharp Sidekick 3. Patent: 7148850, Fractus, 20091105	
	32	Infringement Chart - Sharp Sidekick 3. Patent: 7202822, Fractus, 20091105	
	33	Infringement Chart - Sharp Sidekick 2008., Fractus, 20091105	

ALL REFERENCES CONSIDERED EXCEPT WHERE LINED THROUGH. /D.H/

INFORMATION DISCLOSURE STATEMENT BY APPLICANT (Not for submission under 37 CFR 1.99)		
	Application Number	
	Filing Date	
	First Named Inventor	Carles PUENTE BALIARDA
	Art Unit	
	Examiner Name	
	Attorney Docket Number	0690.0023CN5

	34	Infringement Chart - Sharp Sidekick 2008. Patent: 7148850, Fractus, 20091105	
	35	Infringement Chart - Sharp Sidekick 2008. Patent: 7202822, Fractus, 20091105	
	36	Infringement Chart - Sharp Sidekick LX 2009., Fractus, 20091105	
	37	Infringement Chart - Sharp Sidekick LX 2009. Patent: 7148850, Fractus, 20091105	
	38	Infringement Chart - Sharp Sidekick LX 2009. Patent: 7202822, Fractus, 20091105	
	39	Infringement Chart - Sharp Sidekick LX. Patent: 7148850, Fractus, 20091105	
	40	Infringement Chart - Sharp Sidekick LX. Patent: 7202822, Fractus, 20091105	
	41	Infringement Chart - UTStarcom CDM7126., Fractus, 20091105	
	42	Infringement Chart - UTStarcom CDM7126. Patent: 7148850, Fractus, 20091105	
	43	Infringement Chart - UTStarcom CDM7126. Patent: 7202822, Fractus, 20091105	
	44	Infringement Chart - UTStarcom Quickfire GTX75., Fractus, 20091105	

ALL REFERENCES CONSIDERED EXCEPT WHERE LINED THROUGH. /D.H/

INFORMATION DISCLOSURE STATEMENT BY APPLICANT (Not for submission under 37 CFR 1.99)		
	Application Number	
	Filing Date	
	First Named Inventor	Carles PUENTE BALIARDA
	Art Unit	
	Examiner Name	
	Attorney Docket Number	0690.0023CN5

	45	Infringement Chart - UTStarcom Quickfire GTX75. Patent: 7148850, Fractus, 20091105	
	46	Infringement Chart - UTStarcom Quickfire GTX75. Patent: 7202822, Fractus, 20091105	
	47	Claim construction and motion for summary judgement - Markman Hearing - [Defendants], Defendants, 20100902	
	48	Defendant's Invalidity Contentions including appendix B and exhibits 6, 7, 10, 11 referenced in Space Filling Antenna, Defendants, 20100224	
	49	Demonstratives presented by Dr. Steven Best during trial, Defendants, 20110519	
	50	Demonstratives presented by Dr. Stuart Long during trial, Fractus, 20110518	

If you wish to add additional non-patent literature document citation information please click the Add button Add

EXAMINER SIGNATURE

Examiner Signature	/DUNG HONG/	Date Considered	03/08/2022

*EXAMINER: Initial if reference considered, whether or not citation is in conformance with MPEP 609. Draw line through a citation if not in conformance and not considered. Include copy of this form with next communication to applicant.

[1] See Kind Codes of USPTO Patent Documents at www.USPTO.GOV or MPEP 901.04. [2] Enter office that issued the document, by the two-letter code (WIPO Standard ST.3). [3] For Japanese patent documents, the indication of the year of the reign of the Emperor must precede the serial number of the patent document. [4] Kind of document by the appropriate symbols as indicated on the document under WIPO Standard ST.16 if possible. [5] Applicant is to place a check mark here if English language translation is attached.

ALL REFERENCES CONSIDERED EXCEPT WHERE LINED THROUGH. /D.H/

INFORMATION DISCLOSURE STATEMENT BY APPLICANT (Not for submission under 37 CFR 1.99)		
	Application Number	
	Filing Date	
	First Named Inventor	Carles PUENTE BALIARDA
	Art Unit	
	Examiner Name	
	Attorney Docket Number	0690.0023CN5

CERTIFICATION STATEMENT

Please see 37 CFR 1.97 and 1.98 to make the appropriate selection(s):

That each item of information contained in the information disclosure statement was first cited in any communication from a foreign patent office in a counterpart foreign application not more than three months prior to the filing of the information disclosure statement. See 37 CFR 1.97(e)(1).

OR

☐ That no item of information contained in the information disclosure statement was cited in a communication from a foreign patent office in a counterpart foreign application, and, to the knowledge of the person signing the certification after making reasonable inquiry, no item of information contained in the information disclosure statement was known to any individual designated in 37 CFR 1.56(c) more than three months prior to the filing of the information disclosure statement. See 37 CFR 1.97(e)(2).

See attached certification statement.

The fee set forth in 37 CFR 1.17 (p) has been submitted herewith.

☒ A certification statement is not submitted herewith.

SIGNATURE

A signature of the applicant or representative is required in accordance with CFR 1.33, 10.18. Please see CFR 1.4(d) for the form of the signature.

Signature	/Patrick J. Finnan/	Date (YYYY-MM-DD)	2021-04-30
Name/Print	Patrick J. Finnan	Registration Number	39189

This collection of information is required by 37 CFR 1.97 and 1.98. The information is required to obtain or retain a benefit by the public which is to file (and by the USPTO to process) an application. Confidentiality is governed by 35 U.S.C. 122 and 37 CFR 1.14. This collection is estimated to take 1 hour to complete, including gathering, preparing and submitting the completed application form to the USPTO. Time will vary depending upon the individual case. Any comments on the amount of time you require to complete this form and/or suggestions for reducing this burden, should be sent to the Chief Information Officer, U.S. Patent and Trademark Office, U.S. Department of Commerce, P.O. Box 1450, Alexandria, VA 22313-1450. DO NOT SEND FEES OR COMPLETED FORMS TO THIS ADDRESS. **SEND TO: Commissioner for Patents, P.O. Box 1450, Alexandria, VA 22313-1450.**

ALL REFERENCES CONSIDERED EXCEPT WHERE LINED THROUGH. /D.H/

Privacy Act Statement

The Privacy Act of 1974 (P.L. 93-579) requires that you be given certain information in connection with your submission of the attached form related to a patent application or patent. Accordingly, pursuant to the requirements of the Act, please be advised that: (1) the general authority for the collection of this information is 35 U.S.C. 2(b)(2); (2) furnishing of the information solicited is voluntary; and (3) the principal purpose for which the information is used by the U.S. Patent and Trademark Office is to process and/or examine your submission related to a patent application or patent. If you do not furnish the requested information, the U.S. Patent and Trademark Office may not be able to process and/or examine your submission, which may result in termination of proceedings or abandonment of the application or expiration of the patent.

The information provided by you in this form will be subject to the following routine uses:

1. The information on this form will be treated confidentially to the extent allowed under the Freedom of Information Act (5 U.S.C. 552) and the Privacy Act (5 U.S.C. 552a). Records from this system of records may be disclosed to the Department of Justice to determine whether the Freedom of Information Act requires disclosure of these record s.

2. A record from this system of records may be disclosed, as a routine use, in the course of presenting evidence to a court, magistrate, or administrative tribunal, including disclosures to opposing counsel in the course of settlement negotiations.

3. A record in this system of records may be disclosed, as a routine use, to a Member of Congress submitting a request involving an individual, to whom the record pertains, when the individual has requested assistance from the Member with respect to the subject matter of the record.

4. A record in this system of records may be disclosed, as a routine use, to a contractor of the Agency having need for the information in order to perform a contract. Recipients of information shall be required to comply with the requirements of the Privacy Act of 1974, as amended, pursuant to 5 U.S.C. 552a(m).

5. A record related to an International Application filed under the Patent Cooperation Treaty in this system of records may be disclosed, as a routine use, to the International Bureau of the World Intellectual Property Organization, pursuant to the Patent Cooperation Treaty.

6. A record in this system of records may be disclosed, as a routine use, to another federal agency for purposes of National Security review (35 U.S.C. 181) and for review pursuant to the Atomic Energy Act (42 U.S.C. 218(c)).

7. A record from this system of records may be disclosed, as a routine use, to the Administrator, General Services, or his/her designee, during an inspection of records conducted by GSA as part of that agency's responsibility to recommend improvements in records management practices and programs, under authority of 44 U.S.C. 2904 and 2906. Such disclosure shall be made in accordance with the GSA regulations governing inspection of records for this purpose, and any other relevant (i.e., GSA or Commerce) directive. Such disclosure shall not be used to make determinations about individuals.

8. A record from this system of records may be disclosed, as a routine use, to the public after either publication of the application pursuant to 35 U.S.C. 122(b) or issuance of a patent pursuant to 35 U.S.C. 151. Further, a record may be disclosed, subject to the limitations of 37 CFR 1.14, as a routine use, to the public if the record was filed in an application which became abandoned or in which the proceedings were terminated and which application is referenced by either a published application, an application open to public inspections or an issued patent.

9. A record from this system of records may be disclosed, as a routine use, to a Federal, State, or local law enforcement agency, if the USPTO becomes aware of a violation or potential violation of law or regulation.

ALL REFERENCES CONSIDERED EXCEPT WHERE LINED THROUGH. /D.H/

Doc code: IDS
Doc description: Information Disclosure Statement (IDS) Filed

PTO/SB/08a (02-18)
Approved for use through 11/30/2020. OMB 0651-0031
U.S. Patent and Trademark Office; U.S. DEPARTMENT OF COMMERCE
Under the Paperwork Reduction Act of 1995, no persons are required to respond to a collection of information unless it contains a valid OMB control number.

INFORMATION DISCLOSURE STATEMENT BY APPLICANT

(Not for submission under 37 CFR 1.99)

Application Number	
Filing Date	
First Named Inventor	Carles PUENTE BALIARDA
Art Unit	
Examiner Name	
Attorney Docket Number	0690.0023CN5

U.S.PATENTS Remove

Examiner Initial*	Cite No	Patent Number	Kind Code[1]	Issue Date	Name of Patentee or Applicant of cited Document	Pages,Columns,Lines where Relevant Passages or Relevant Figures Appear
	1					

If you wish to add additional U.S. Patent citation information please click the Add button. Add

U.S.PATENT APPLICATION PUBLICATIONS Remove

Examiner Initial*	Cite No	Publication Number	Kind Code[1]	Publication Date	Name of Patentee or Applicant of cited Document	Pages,Columns,Lines where Relevant Passages or Relevant Figures Appear
	1					

If you wish to add additional U.S. Published Application citation information please click the Add button. Add

FOREIGN PATENT DOCUMENTS Remove

Examiner Initial*	Cite No	Foreign Document Number[3]	Country Code[2] i	Kind Code[4]	Publication Date	Name of Patentee or Applicant of cited Document	Pages,Columns,Lines where Relevant Passages or Relevant Figures Appear	T[5]
	1							

If you wish to add additional Foreign Patent Document citation information please click the Add button Add

NON-PATENT LITERATURE DOCUMENTS Remove

Examiner Initials*	Cite No	Include name of the author (in CAPITAL LETTERS), title of the article (when appropriate), title of the item (book, magazine, journal, serial, symposium, catalog, etc), date, pages(s), volume-issue number(s), publisher, city and/or country where published.	T[5]

ALL REFERENCES CONSIDERED EXCEPT WHERE LINED THROUGH. /D.H/

INFORMATION DISCLOSURE STATEMENT BY APPLICANT (Not for submission under 37 CFR 1.99)		
	Application Number	
	Filing Date	
	First Named Inventor	Carles PUENTE BALIARDA
	Art Unit	
	Examiner Name	
	Attorney Docket Number	0690.0023CN5

	1	Detailed rejection of US patent application 12/347462, Defendants, 20100701	
	2	Document 0001 - Complaint for patent infringement, Susman Godfrey, 20090505	
	3	Document 0014 - Amended complaint for patent infringement, Fractus, 20090506	
	4	Document 0032 - Defendants LG Electronics Mobilecomm USA., Inc.'s answer and counterclaim to complaint, Defendants, 20091001	
	5	Document 0064 - Defendant Pantech Wireless, INC.'S answer, affirmative defenses and counterclaims to Fractus SA' s Amended complaint, Defendants, 20090604	
	6	Document 0066 - Defendant UTStarcom, Inc's answer affirmative defenses and counterclaims to plaintiff's amended complaint, Defendants, 20090608	
	7	Document 0073 - Plaintiff Fractus SA' s answer to defendant Pantech Wireless, Inc' s counterclaims, Defendants, 20090624	
	8	Document 0079 - Plaintiff Fractus SA' s answer to defendant UTStarcom, Inc' s counterclaims, Fractus, 20090629	
	9	Document 0091 - Answer, affirmative defenses and counterclaims to the amended complaint for patent infringement on behalf of Defendant Personal Communications Devices Holdings, LLC, Defendants, 20090720	
	10	Document 0099 - Defendant Sanyo North America Corporation's partial answer to amended complaint for patent infringement, Defendants, 20090720	
	11	Document 0106 - Kyocera Communications Inc's answer, affirmative defenses and counterclaims to plaintiff's amended complaint, Defendants, 20090721	

ALL REFERENCES CONSIDERED EXCEPT WHERE LINED THROUGH. /D.H/

INFORMATION DISCLOSURE STATEMENT BY APPLICANT (Not for submission under 37 CFR 1.99)		
	Application Number	
	Filing Date	
	First Named Inventor	Carles PUENTE BALIARDA
	Art Unit	
	Examiner Name	
	Attorney Docket Number	0690.0023CN5

	12	Document 0107 - Kyocera Wireless Corp's answer, affirmative defenses and counterclaims to plaintiff's amended complaint, Defendants, 20090721	
	13	Document 0108 - Palm Inc.'s answer, affirmative defenses and counterclaims to plaintiff's amended complaint, Defendants, 20090721	
	14	Document 0111 - Civil cover sheet, Susman Godfrey, 20090505	
	15	Document 0175 - Defendant HTC Corporation's amended answer and counterclaim to plaintiff's second amended complaint, Defendants, 20090925	
	16	Document 0176 - Defendant HTC America Inc's answer and counterclaim to plaintiff's amended complaint, Defendants, 20090925	
	17	Document 0180 - Defendants Samsung Electronics Co., Ltd.'s; Samsung Electronics Research Institute's and Samsung Semiconductor Europe GMBH' s answer; and Samsung Telecommunications America LLC' s answer and counterclaim, Defendants, 20091001	
	18	Document 0185 - Defendants Research in Motion LTD, and Research in Motion Corporation's answers, defenses and counterclaims to plaintiff's amended complaint, Defendants, 20091001	
	19	Document 0187 - Defendants LG Electronics Inc., LG Electronics USA, Inc., and LG Electronics Mobilecomm USA Inc. answer and counterclaim to amended complaint, Defendants, 20091001	
	20	Document 0190 - Defendant HTC Corporation's First amended answer and counterclaim to plaintiff's amended complaint, Defendants, 20091002	
	21	Document 0191 - Defendant HTC America, Inc's first amended answer and counterclaims to plaintiff's amended complaint, Defendants, 20091002	
	22	Document 0217 - Defendants Research in Motion LTD, and Research in Motion Corporation's amended answer, defenses and counterclaims to plaintiff's amended complaint, Defendants, 20091124	

ALL REFERENCES CONSIDERED EXCEPT WHERE LINED THROUGH. /D.H/

INFORMATION DISCLOSURE STATEMENT BY APPLICANT (Not for submission under 37 CFR 1.99)		
	Application Number	
	Filing Date	
	First Named Inventor	Carles PUENTE BALIARDA
	Art Unit	
	Examiner Name	
	Attorney Docket Number	0690.0023CN5

	23	Document 0222 - Second amended complaint for patent infringement, Susman Godfrey, 20091202	
	24	Document 0227 - Second amended complaint for patent infringement - Case 6:09-cv-00203, Fractus, 20091208	
	25	Document 0235 - Answer, affirmative defenses and counterclaims to the second amended complaint for patent infringement on behalf of Defendant Personal Communications Devices Holdings, LLC, Defendants, 20091217	
	26	Document 0238 - Defendant HTC America, Inc's answer and counterclaims to plaintiff's second amended complaint, Defendants, 20091221	
	27	Document 0239 - Defendant HTC Corporation's answer and counterclaims to plaintiff's second amended complaint, Defendants, 20091221	
	28	Document 0241 - Defendant Research in Motion LTD and Research in Motion Corporation's second answer, defenses and counterclaims to plaintiff's second amended complaint, Defendants, 20091221	
	29	Document 0242 - Defendant Pantech Wireless, Inc's answer, affirmative defenses and counterclaims to Fractus SA's second amended complaint, Defendants, 20091221	
	30	Document 0243 - Defendant Sanyo Electric Co. LTD's answer to second amended complaint for patent infringement, Defendants, 20091222	
	31	Document 0244 - Defendant Sanyo North America Corporation's answer to second amended complaint for patent infringement, Defendants, 20091222	
	32	Document 0246 - Defendant UTStarcom, Inc's answer, affirmative defenses and counterclaims to Fractus SA's second amended complaint, Defendants, 20091222	
	33	Document 0247 - Palm, Inc's answer, affirmative defenses and counterclaims to plaintiff's second amended complaint, Defendants, 20091222	

ALL REFERENCES CONSIDERED EXCEPT WHERE LINED THROUGH. /D.H/

INFORMATION DISCLOSURE STATEMENT BY APPLICANT (Not for submission under 37 CFR 1.99)		
	Application Number	
	Filing Date	
	First Named Inventor	Carles PUENTE BALIARDA
	Art Unit	
	Examiner Name	
	Attorney Docket Number	0690.0023CN5

	34	Document 0248 - Kyocera Communications, Inc's answer, affirmative defenses and counterclaims to plaintiff's second amended complaint, Defendants, 20091222	
	35	Document 0249 - Kyocera Wireless Corp's answer, affirmative defenses and counterclaims to plaintiff's second amended complaint, Defendants, 20091222	
	36	Document 0250 - Defendants Samsung Electronics Co., Ltd.'s; Samsung Electronics answer and counterclaim to the second amended complaint of plaintiff Fractus, Defendants, 20091223	
	37	Document 0251 - Defendants LG Electronics Inc., LG Electronics USA, Inc., and LG Electronics Mobilecomm USA Inc. answer and counterclaim to second amended complaint, Defendants, 20091228	
	38	Document 0252 - Answer of the Sharp Defendants to plaintiff's second amended complaint, Defendants, 20091229	
	39	Document 0255 - Plaintiff Fractus, S. A.'s answer to defendant Personal Communications Devices Holdings, LLC's counterclaims to the Second Amended Complaint, Susman Godfrey, 20100104	
	40	Document 0256 - Plaintiff Fractus, S. A.'s answer to the counterclaims of defendants Research in Motion LTD. and Research in Motion Corporation to the Second Amended Complaint, Susman Godfrey, 20100104	
	41	Document 0257 - Plaintiff Fractus, S. A.'s answer to counterclaims of defendant Pantech Wireless, Inc. to the Second Amended Complaint, Susman Godfrey, 20100104	
	42	Document 0258 - Plaintiff Fractus, S. A.'s answer to defendant Kyocera Communications, Inc's Counterclaims to the Second Amended Complaint, Susman Godfrey, 20100104	
	43	Document 0259 - Plaintiff Fractus, S. A.'s answer to defendant Kyocera Wireless Corp's Counterclaims to the Second Amended Complaint, Susman Godfrey, 20100104	
	44	Document 0260 - Plaintiff Fractus, S. A.'s answer to defendant Palm, Inc's Counterclaims to the Second Amended Complaint, Susman Godfrey, 20100104	

ALL REFERENCES CONSIDERED EXCEPT WHERE LINED THROUGH. /D.H/

INFORMATION DISCLOSURE STATEMENT BY APPLICANT (Not for submission under 37 CFR 1.99)		
	Application Number	
	Filing Date	
	First Named Inventor	Carles PUENTE BALIARDA
	Art Unit	
	Examiner Name	
	Attorney Docket Number	0690.0023CN5

	45	Document 0261 - Plaintiff Fractus, S. A.'s answer to defendant UTStarcom, Inc's Counterclaims to the Second Amended Complaint, Susman Godfrey, 20100104	
	46	Document 0262 - Plaintiff Fractus, S. A.'s answer to counterclaims of defendant Samsung Telecommunications America LLC to the Second Amended Complaint, Susman Godfrey, 20100104	
	47	Document 0263 - Plaintiff Fractus, S. A.'s answer to counterclaims of defendants LG Electronics Inc., Electronics USA, Inc., and LG Electronics Mobilecomm USA, Inc. to the Second Amended Complaint, Susman Godfrey, 20100104	
	48	Document 0273 - Plaintiff Fractus, S. A.'s answer to counterclaims of defendants HTC America, Inc to the Second Amended Complaint, Susman Godfrey, 20100114	
	49	Document 0286 - Amended answer of the Sharp defendants to plaintiff's second amended complaint, Defendants, 20100224	
	50	Document 0287 - Defendants Samsung Electronics Co., Ltd.'s; Samsung Electronics Research Institute's and Samsung Semiconductor Europe GMBH' s first amended answer; and Samsung Telecommunications America LLC' s first amended answer, Defendants, 20100224	

If you wish to add additional non-patent literature document citation information please click the Add button Add

EXAMINER SIGNATURE

Examiner Signature	/DUNG HONG/	Date Considered	03/08/2022

*EXAMINER: Initial if reference considered, whether or not citation is in conformance with MPEP 609. Draw line through a citation if not in conformance and not considered. Include copy of this form with next communication to applicant.

[1] See Kind Codes of USPTO Patent Documents at www.USPTO.GOV or MPEP 901.04. [2] Enter office that issued the document, by the two-letter code (WIPO Standard ST.3). [3] For Japanese patent documents, the indication of the year of the reign of the Emperor must precede the serial number of the patent document. [4] Kind of document by the appropriate symbols as indicated on the document under WIPO Standard ST.16 if possible. [5] Applicant is to place a check mark here if English language translation is attached.

ALL REFERENCES CONSIDERED EXCEPT WHERE LINED THROUGH. /D.H/

INFORMATION DISCLOSURE STATEMENT BY APPLICANT (Not for submission under 37 CFR 1.99)		
	Application Number	
	Filing Date	
	First Named Inventor	Carles PUENTE BALIARDA
	Art Unit	
	Examiner Name	
	Attorney Docket Number	0690.0023CN5

CERTIFICATION STATEMENT

Please see 37 CFR 1.97 and 1.98 to make the appropriate selection(s):

That each item of information contained in the information disclosure statement was first cited in any communication from a foreign patent office in a counterpart foreign application not more than three months prior to the filing of the information disclosure statement. See 37 CFR 1.97(e)(1).

OR

☐ That no item of information contained in the information disclosure statement was cited in a communication from a foreign patent office in a counterpart foreign application, and, to the knowledge of the person signing the certification after making reasonable inquiry, no item of information contained in the information disclosure statement was known to any individual designated in 37 CFR 1.56(c) more than three months prior to the filing of the information disclosure statement. See 37 CFR 1.97(e)(2).

See attached certification statement.

The fee set forth in 37 CFR 1.17 (p) has been submitted herewith.

☒ A certification statement is not submitted herewith.

SIGNATURE

A signature of the applicant or representative is required in accordance with CFR 1.33, 10.18. Please see CFR 1.4(d) for the form of the signature.

Signature	/Patrick J. Finnan/	Date (YYYY-MM-DD)	2021-04-30
Name/Print	Patrick J. Finnan	Registration Number	39189

This collection of information is required by 37 CFR 1.97 and 1.98. The information is required to obtain or retain a benefit by the public which is to file (and by the USPTO to process) an application. Confidentiality is governed by 35 U.S.C. 122 and 37 CFR 1.14. This collection is estimated to take 1 hour to complete, including gathering, preparing and submitting the completed application form to the USPTO. Time will vary depending upon the individual case. Any comments on the amount of time you require to complete this form and/or suggestions for reducing this burden, should be sent to the Chief Information Officer, U.S. Patent and Trademark Office, U.S. Department of Commerce, P.O. Box 1450, Alexandria, VA 22313-1450. DO NOT SEND FEES OR COMPLETED FORMS TO THIS ADDRESS. **SEND TO: Commissioner for Patents, P.O. Box 1450, Alexandria, VA 22313-1450.**

ALL REFERENCES CONSIDERED EXCEPT WHERE LINED THROUGH. /D.H/

Privacy Act Statement

The Privacy Act of 1974 (P.L. 93-579) requires that you be given certain information in connection with your submission of the attached form related to a patent application or patent. Accordingly, pursuant to the requirements of the Act, please be advised that: (1) the general authority for the collection of this information is 35 U.S.C. 2(b)(2); (2) furnishing of the information solicited is voluntary; and (3) the principal purpose for which the information is used by the U.S. Patent and Trademark Office is to process and/or examine your submission related to a patent application or patent. If you do not furnish the requested information, the U.S. Patent and Trademark Office may not be able to process and/or examine your submission, which may result in termination of proceedings or abandonment of the application or expiration of the patent.

The information provided by you in this form will be subject to the following routine uses:

1. The information on this form will be treated confidentially to the extent allowed under the Freedom of Information Act (5 U.S.C. 552) and the Privacy Act (5 U.S.C. 552a). Records from this system of records may be disclosed to the Department of Justice to determine whether the Freedom of Information Act requires disclosure of these record s.

2. A record from this system of records may be disclosed, as a routine use, in the course of presenting evidence to a court, magistrate, or administrative tribunal, including disclosures to opposing counsel in the course of settlement negotiations.

3. A record in this system of records may be disclosed, as a routine use, to a Member of Congress submitting a request involving an individual, to whom the record pertains, when the individual has requested assistance from the Member with respect to the subject matter of the record.

4. A record in this system of records may be disclosed, as a routine use, to a contractor of the Agency having need for the information in order to perform a contract. Recipients of information shall be required to comply with the requirements of the Privacy Act of 1974, as amended, pursuant to 5 U.S.C. 552a(m).

5. A record related to an International Application filed under the Patent Cooperation Treaty in this system of records may be disclosed, as a routine use, to the International Bureau of the World Intellectual Property Organization, pursuant to the Patent Cooperation Treaty.

6. A record in this system of records may be disclosed, as a routine use, to another federal agency for purposes of National Security review (35 U.S.C. 181) and for review pursuant to the Atomic Energy Act (42 U.S.C. 218(c)).

7. A record from this system of records may be disclosed, as a routine use, to the Administrator, General Services, or his/her designee, during an inspection of records conducted by GSA as part of that agency's responsibility to recommend improvements in records management practices and programs, under authority of 44 U.S.C. 2904 and 2906. Such disclosure shall be made in accordance with the GSA regulations governing inspection of records for this purpose, and any other relevant (i.e., GSA or Commerce) directive. Such disclosure shall not be used to make determinations about individuals.

8. A record from this system of records may be disclosed, as a routine use, to the public after either publication of the application pursuant to 35 U.S.C. 122(b) or issuance of a patent pursuant to 35 U.S.C. 151. Further, a record may be disclosed, subject to the limitations of 37 CFR 1.14, as a routine use, to the public if the record was filed in an application which became abandoned or in which the proceedings were terminated and which application is referenced by either a published application, an application open to public inspections or an issued patent.

9. A record from this system of records may be disclosed, as a routine use, to a Federal, State, or local law enforcement agency, if the USPTO becomes aware of a violation or potential violation of law or regulation.

ALL REFERENCES CONSIDERED EXCEPT WHERE LINED THROUGH. /D.H/

Doc code: IDS
Doc description: Information Disclosure Statement (IDS) Filed

PTO/SB/08a (02-18)
Approved for use through 11/30/2020. OMB 0651-0031
U.S. Patent and Trademark Office; U.S. DEPARTMENT OF COMMERCE
Under the Paperwork Reduction Act of 1995, no persons are required to respond to a collection of information unless it contains a valid OMB control number.

INFORMATION DISCLOSURE STATEMENT BY APPLICANT

(Not for submission under 37 CFR 1.99)

Application Number	
Filing Date	
First Named Inventor	Carles PUENTE BALIARDA
Art Unit	
Examiner Name	
Attorney Docket Number	0690.0023CN5

U.S.PATENTS Remove

Examiner Initial*	Cite No	Patent Number	Kind Code[1]	Issue Date	Name of Patentee or Applicant of cited Document	Pages,Columns,Lines where Relevant Passages or Relevant Figures Appear
	1					

If you wish to add additional U.S. Patent citation information please click the Add button. Add

U.S.PATENT APPLICATION PUBLICATIONS Remove

Examiner Initial*	Cite No	Publication Number	Kind Code[1]	Publication Date	Name of Patentee or Applicant of cited Document	Pages,Columns,Lines where Relevant Passages or Relevant Figures Appear
	1					

If you wish to add additional U.S. Published Application citation information please click the Add button. Add

FOREIGN PATENT DOCUMENTS Remove

Examiner Initial*	Cite No	Foreign Document Number[3]	Country Code[2] i	Kind Code[4]	Publication Date	Name of Patentee or Applicant of cited Document	Pages,Columns,Lines where Relevant Passages or Relevant Figures Appear	T[5]
	1							

If you wish to add additional Foreign Patent Document citation information please click the Add button Add

NON-PATENT LITERATURE DOCUMENTS Remove

Examiner Initials*	Cite No	Include name of the author (in CAPITAL LETTERS), title of the article (when appropriate), title of the item (book, magazine, journal, serial, symposium, catalog, etc), date, pages(s), volume-issue number(s), publisher, city and/or country where published.	T[5]

ALL REFERENCES CONSIDERED EXCEPT WHERE LINED THROUGH. /D.H/

INFORMATION DISCLOSURE STATEMENT BY APPLICANT (Not for submission under 37 CFR 1.99)		
	Application Number	
	Filing Date	
	First Named Inventor	Carles PUENTE BALIARDA
	Art Unit	
	Examiner Name	
	Attorney Docket Number	0690.0023CN5

	1	Infringement Chart - LG VX5400. Patent: 7202822, Fractus, 20091105	
	2	Infringement Chart - LG VX5500, Fractus, 20091105	
	3	Infringement Chart - LG VX5500. Patent: 7148850, Fractus, 20091105	
	4	Infringement Chart - LG VX5500. Patent: 7202822, Fractus, 20091105	
	5	Infringement Chart - LG VX8350, Fractus, 20091105	
	6	Infringement Chart - LG VX8350. Patent: 7148850, Fractus, 20091105	
	7	Infringement Chart - LG VX8350. Patent: 7202822, Fractus, 20091105	
	8	Infringement Chart - LG VX8360., Fractus, 20091105	
	9	Infringement Chart - LG VX8360. Patent: 7148850, Fractus, 20091105	
	10	Infringement Chart - LG VX8360. Patent: 7202822, Fractus, 20091105	
	11	Infringement Chart - LG VX8500, Fractus, 20091105	

ALL REFERENCES CONSIDERED EXCEPT WHERE LINED THROUGH. /D.H/

INFORMATION DISCLOSURE STATEMENT BY APPLICANT (Not for submission under 37 CFR 1.99)		
	Application Number	
	Filing Date	
	First Named Inventor	Carles PUENTE BALIARDA
	Art Unit	
	Examiner Name	
	Attorney Docket Number	0690.0023CN5

	12	Infringement Chart - LG VX8500. Patent: 7148850, Fractus, 20091105	
	13	Infringement Chart - LG VX8500. Patent: 7202822, Fractus, 20091105	
	14	Infringement Chart - LG VX8560 Chocolate 3, Fractus, 20091105	
	15	Infringement Chart - LG VX8560 Chocolate 3. Patent: 7148850, Fractus, 20091105	
	16	Infringement Chart - LG VX8560 Chocolate 3. Patent: 7202822, Fractus, 20091105	
	17	Infringement Chart - LG VX8610, Fractus, 20091105	
	18	Infringement Chart - LG VX8610. Patent: 7148850, Fractus, 20091105	
	19	Infringement Chart - LG VX8610. Patent: 7202822, Fractus, 20091105	
	20	Infringement Chart - LG VX8800, Fractus, 20091105	
	21	Infringement Chart - LG VX8800. Patent: 7148850, Fractus, 20091105	
	22	Infringement Chart - LG VX8800. Patent: 7202822, Fractus, 20091105	

ALL REFERENCES CONSIDERED EXCEPT WHERE LINED THROUGH. /D.H/

INFORMATION DISCLOSURE STATEMENT BY APPLICANT (Not for submission under 37 CFR 1.99)		
	Application Number	
	Filing Date	
	First Named Inventor	Carles PUENTE BALIARDA
	Art Unit	
	Examiner Name	
	Attorney Docket Number	0690.0023CN5

	23	Infringement Chart - LG VX9400, Fractus, 20091105	
	24	Infringement Chart - LG Xenon GR500., Fractus, 20091105	
	25	Infringement Chart - LG Xenon GR500. Patent: 7148850, Fractus, 20091105	
	26	Infringement Chart - LG Xenon GR500. Patent: 7202822, Fractus, 20091105	
	27	Infringement Chart - Palm Centro 685, Fractus, 20091105	
	28	Infringement Chart - Palm Centro 685. Patent: 7148850, Fractus, 20091105	
	29	Infringement Chart - Palm Centro 685. Patent: 7202822, Fractus, 20091105	
	30	Infringement Chart - Palm Centro 690, Fractus, 20091105	
	31	Infringement Chart - Palm Centro 690. Patent: 7148850, Fractus, 20091105	
	32	Infringement Chart - Palm Centro 690. Patent: 7202822, Fractus, 20091105	
	33	Infringement Chart - Palm Pre, Fractus, 20091105	

ALL REFERENCES CONSIDERED EXCEPT WHERE LINED THROUGH. /D.H/

INFORMATION DISCLOSURE STATEMENT BY APPLICANT (Not for submission under 37 CFR 1.99)		
	Application Number	
	Filing Date	
	First Named Inventor	Carles PUENTE BALIARDA
	Art Unit	
	Examiner Name	
	Attorney Docket Number	0690.0023CN5

	34	Infringement Chart - Palm Pre. Patent: 7148850, Fractus, 20091105	
	35	Infringement Chart - Palm Pre. Patent: 7202822, Fractus, 20091105	
	36	Infringement Chart - Pantech Breeze C520., Fractus, 20091105	
	37	Infringement Chart - Pantech Breeze C520. Patent: 7148850, Fractus, 20091105	
	38	Infringement Chart - Pantech Breeze C520. Patent: 7202822, Fractus, 20091105	
	39	Infringement Chart - Pantech C610, Fractus, 20091105	
	40	Infringement Chart - Pantech C610. Patent: 7148850, Fractus, 20091105	
	41	Infringement Chart - Pantech C610. Patent: 7202822, Fractus, 20091105	
	42	Infringement Chart - Pantech C740, Fractus, 20091105	
	43	Infringement Chart - Pantech C740. Patent: 7148850, Fractus, 20091105	
	44	Infringement Chart - Pantech C740. Patent: 7202822, Fractus, 20091105	

ALL REFERENCES CONSIDERED EXCEPT WHERE LINED THROUGH. /D.H/

INFORMATION DISCLOSURE STATEMENT BY APPLICANT (Not for submission under 37 CFR 1.99)		
	Application Number	
	Filing Date	
	First Named Inventor	Carles PUENTE BALIARDA
	Art Unit	
	Examiner Name	
	Attorney Docket Number	0690.0023CN5

	45	Infringement Chart - Pantech DUO C810., Fractus, 20091105	
	46	Infringement Chart - Pantech DUO C810. Patent: 7148850, Fractus, 20091105	
	47	Infringement Chart - Pantech DUO C810. Patent: 7202822, Fractus, 20091105	
	48	Infringement Chart - Pantech Slate C530, Fractus, 20091105	
	49	Infringement Chart - Phone: LG Dare VX9700, Fractus, 20091105	
	50	Infringement Chart - RIM Blackberry 8110, Fractus, 20091105	

If you wish to add additional non-patent literature document citation information please click the Add button Add

EXAMINER SIGNATURE

Examiner Signature	/DUNG HONG/	Date Considered	03/08/2022

*EXAMINER: Initial if reference considered, whether or not citation is in conformance with MPEP 609. Draw line through a citation if not in conformance and not considered. Include copy of this form with next communication to applicant.

[1] See Kind Codes of USPTO Patent Documents at www.USPTO.GOV or MPEP 901.04. [2] Enter office that issued the document, by the two-letter code (WIPO Standard ST.3). [3] For Japanese patent documents, the indication of the year of the reign of the Emperor must precede the serial number of the patent document. [4] Kind of document by the appropriate symbols as indicated on the document under WIPO Standard ST.16 if possible. [5] Applicant is to place a check mark here if English language translation is attached.

ALL REFERENCES CONSIDERED EXCEPT WHERE LINED THROUGH. /D.H/

INFORMATION DISCLOSURE STATEMENT BY APPLICANT (Not for submission under 37 CFR 1.99)		
	Application Number	
	Filing Date	
	First Named Inventor	Carles PUENTE BALIARDA
	Art Unit	
	Examiner Name	
	Attorney Docket Number	0690.0023CN5

CERTIFICATION STATEMENT

Please see 37 CFR 1.97 and 1.98 to make the appropriate selection(s):

That each item of information contained in the information disclosure statement was first cited in any communication from a foreign patent office in a counterpart foreign application not more than three months prior to the filing of the information disclosure statement. See 37 CFR 1.97(e)(1).

OR

☐ That no item of information contained in the information disclosure statement was cited in a communication from a foreign patent office in a counterpart foreign application, and, to the knowledge of the person signing the certification after making reasonable inquiry, no item of information contained in the information disclosure statement was known to any individual designated in 37 CFR 1.56(c) more than three months prior to the filing of the information disclosure statement. See 37 CFR 1.97(e)(2).

See attached certification statement.

The fee set forth in 37 CFR 1.17 (p) has been submitted herewith.

☒ A certification statement is not submitted herewith.

SIGNATURE

A signature of the applicant or representative is required in accordance with CFR 1.33, 10.18. Please see CFR 1.4(d) for the form of the signature.

Signature	/Patrick J. Finnan/	Date (YYYY-MM-DD)	2021-04-30
Name/Print	Patrick J. Finnan	Registration Number	39189

This collection of information is required by 37 CFR 1.97 and 1.98. The information is required to obtain or retain a benefit by the public which is to file (and by the USPTO to process) an application. Confidentiality is governed by 35 U.S.C. 122 and 37 CFR 1.14. This collection is estimated to take 1 hour to complete, including gathering, preparing and submitting the completed application form to the USPTO. Time will vary depending upon the individual case. Any comments on the amount of time you require to complete this form and/or suggestions for reducing this burden, should be sent to the Chief Information Officer, U.S. Patent and Trademark Office, U.S. Department of Commerce, P.O. Box 1450, Alexandria, VA 22313-1450. DO NOT SEND FEES OR COMPLETED FORMS TO THIS ADDRESS. **SEND TO: Commissioner for Patents, P.O. Box 1450, Alexandria, VA 22313-1450.**

ALL REFERENCES CONSIDERED EXCEPT WHERE LINED THROUGH. /D.H/

Privacy Act Statement

The Privacy Act of 1974 (P.L. 93-579) requires that you be given certain information in connection with your submission of the attached form related to a patent application or patent. Accordingly, pursuant to the requirements of the Act, please be advised that: (1) the general authority for the collection of this information is 35 U.S.C. 2(b)(2); (2) furnishing of the information solicited is voluntary; and (3) the principal purpose for which the information is used by the U.S. Patent and Trademark Office is to process and/or examine your submission related to a patent application or patent. If you do not furnish the requested information, the U.S. Patent and Trademark Office may not be able to process and/or examine your submission, which may result in termination of proceedings or abandonment of the application or expiration of the patent.

The information provided by you in this form will be subject to the following routine uses:

1. The information on this form will be treated confidentially to the extent allowed under the Freedom of Information Act (5 U.S.C. 552) and the Privacy Act (5 U.S.C. 552a). Records from this system of records may be disclosed to the Department of Justice to determine whether the Freedom of Information Act requires disclosure of these record s.

2. A record from this system of records may be disclosed, as a routine use, in the course of presenting evidence to a court, magistrate, or administrative tribunal, including disclosures to opposing counsel in the course of settlement negotiations.

3. A record in this system of records may be disclosed, as a routine use, to a Member of Congress submitting a request involving an individual, to whom the record pertains, when the individual has requested assistance from the Member with respect to the subject matter of the record.

4. A record in this system of records may be disclosed, as a routine use, to a contractor of the Agency having need for the information in order to perform a contract. Recipients of information shall be required to comply with the requirements of the Privacy Act of 1974, as amended, pursuant to 5 U.S.C. 552a(m).

5. A record related to an International Application filed under the Patent Cooperation Treaty in this system of records may be disclosed, as a routine use, to the International Bureau of the World Intellectual Property Organization, pursuant to the Patent Cooperation Treaty.

6. A record in this system of records may be disclosed, as a routine use, to another federal agency for purposes of National Security review (35 U.S.C. 181) and for review pursuant to the Atomic Energy Act (42 U.S.C. 218(c)).

7. A record from this system of records may be disclosed, as a routine use, to the Administrator, General Services, or his/her designee, during an inspection of records conducted by GSA as part of that agency's responsibility to recommend improvements in records management practices and programs, under authority of 44 U.S.C. 2904 and 2906. Such disclosure shall be made in accordance with the GSA regulations governing inspection of records for this purpose, and any other relevant (i.e., GSA or Commerce) directive. Such disclosure shall not be used to make determinations about individuals.

8. A record from this system of records may be disclosed, as a routine use, to the public after either publication of the application pursuant to 35 U.S.C. 122(b) or issuance of a patent pursuant to 35 U.S.C. 151. Further, a record may be disclosed, subject to the limitations of 37 CFR 1.14, as a routine use, to the public if the record was filed in an application which became abandoned or in which the proceedings were terminated and which application is referenced by either a published application, an application open to public inspections or an issued patent.

9. A record from this system of records may be disclosed, as a routine use, to a Federal, State, or local law enforcement agency, if the USPTO becomes aware of a violation or potential violation of law or regulation.

ALL REFERENCES CONSIDERED EXCEPT WHERE LINED THROUGH. /D.H/

PE2E SEARCH - Search History (Prior Art)

Ref #	Hits	Search Query	DBs	Default Operator	Plurals	British Equivalents	Time Stamp
L2	3	"9099773"	(US-PGPUB; USPAT; DERWENT; IBM_TDB)	ADJ	ON	ON	2016/12/13 03:02 PM
L3	14	"8738103"	(US-PGPUB; USPAT; DERWENT; IBM_TDB)	ADJ	ON	ON	2016/12/13 03:02 PM
L4	370	("20010002823" | "20010033250" | "20010050636" | "20020000940" | "20020000942" | "20020036594" | "20020105468" | "20020109633" | "20020126051" | "20020126054" | "20020126055" | "20020140615" | "20020149519" | "20020164986" | "20020175211" | "20020175866" | "20020175879" | "20020190904" | "20030025637" | "20030064750" | "20030090421" | "20030098814" | "20030189518" | "20030210200" | "20030228892" | "20040009755" | "20040027295" | "20040029581" | "20040056985" | "20040085244" | "20040090372" | "20040095289" | "20040110479" | "20040119644" | "20040176025" | "20040198436" | "20040204008" | "20040204126" | "20040212545" | "20040214541" | "20050017910" | "20050041624" | "20050057398" | "20050069069" | "20050075098" | "20050088340" | "20050107052" | "20050136958" |	(US-PGPUB; USPAT; USOCR)	ADJ	ON	ON	2016/12/13 03:03 PM

		"20050153709" | "20050156785" | "20050157807" | "20050181826" | "20050192009" | "20050195112" | "20050195273" | "20050201307" | "20050231439" | "20050233705" | "20050239446" | "20050259031" | "20050264453" | "20050270995" | "20060001576" | "20060015664" | "20060019730" | "20060031616" | "20060031886" | "20060033668" | "20060050473" | "20060050859" | "20060060068" | "20060077115" | "20060077310" | "20060290573" | "20070013589" | "20070229383" | "3079602" | "3521284" | "3599214" | "3622890" | "3683376" | "3683379" | "3689929" | "3818490" | "3967276" | "3969730" | "4021810" | "4024542" | "4038662" | "4072951" | "4131893" | "4141016" | "4318109" | "4356492" | "4381566" | "4471358" | "4471493" | "4504834" | "4536725").PN. OR ("4543581" | "4571595" | "4584709" | "4590614" | "4608572" | "4623894" | "4628322" | "4673948" | "4723305" | "4730195" | "4752968" | "4827266" | "4827271" | "4839660" | "4843468" | "4847629" | "4849766" | "4857939" | "4860019" | "4890114" | "4894663" | "4907011" | "4912481" | "4975711" | "5030963" | "5138328" | "5168472" | "5172084" | "5200756" | "5212488" | "5212742" | "5214434" | "5218370" | "5227804" | "5227808" | "5245350"						

		| "5248988" | "5255002" | "5257032" | "5307075" | "5337063" | "5337065" | "5347291" | "5355144" | "5355318" | "5363114" | "5373300" | "5402134" | "5410322" | "5420599" | "5422651" | "5451965" | "5451968" | "5453751" | "5453752" | "5457469" | "5471224" | "5493702" | "5495261" | "5508709" | "5534877" | "5537367" | "5557293" | "5569879" | "5608417" | "5619205" | "5627550" | "5646635" | "5657028" | "5680144" | "5684672" | "5703600" | "5712640" | "5767811" | "5784032" | "5790080" | "5798688" | "5808586" | "5809433" | "5821907" | "5838285" | "5841402" | "5841403" | "5870066" | "5872546" | "5898404" | "5903240" | "5918183" | "5926139" | "5926141" | "5929825" | "5936583" | "5936587" | "5943020" | "5966098" | "5973651" | "5986609" | "5986610" | "5986615" | "5990838" | "5995052" | "6002367" | "6005524" | "6008764" | "6011518" | "6011699" | "6016130" | "6028567" | "6028568" | "6031495" | "6031499" | "6031505" | "6040803" | "6058211" | "6069592" | "6072434" | "6075489" | "6075500" | "6078294" | "6081237" | "6087990" | "6091365" | "6094179" | "6097339" | "6097345").PN. OR ("6104349" | "6107920" | "6111545" | "6122533" | "6127977" | "6130651" | "6131042" | "6138245" | "6140966" | "6140969" | "6140975" | "6141540" | "6147649" | "6147652" | "6147655" | "6157344" | "6160513" | "6166694" | "6172618" | "6181281" | "6181284" | "6195048" | "6198442" | "6201501" | "6204826" | "6211824"					

		| "6211826" | "6211889" | "6215474" | "6218992" | "6236366" | "6236372" | "6239765" | "6243592" | "6255994" | "6259407" | "6266023" | "6266538" | "6271794" | "6272356" | "6275198" | "6281846" | "6281848" | "6285326" | "6285327" | "6285342" | "6288680" | "6292154" | "6300910" | "6300914" | "6301489" | "6307511" | "6307512" | "6307519" | "6317083" | "6320543" | "6326919" | "6327485" | "6329951" | "6329954" | "6329962" | "6333716" | "6333719" | "6343208" | "6346914" | "6348892" | "6352434" | "6353443" | "6360105" | "6366243" | "6367939" | "6373447" | "6380899" | "6380902" | "6384790" | "6388626" | "6392610" | "6396444" | "6407710" | "6408190" | "6417810" | "6417816" | "6421013" | "6431712" | "6445352" | "6452549" | "6452553" | "6452556" | "6470174" | "6476766" | "6476769" | "6480159" | "6483462" | "6496154" | "6498586" | "6498588" | "6525691" | "6538604" | "6552690" | "6573867" | "6597319" | "6603434" | "6618017" | "6650294" | "6664932" | "6680705" | "6697022" | "6697024" | "6707428" | "6716103" | "6741215" | "6756944" | "6762723" | "6784844" | "6801164" | "6806834" | "6831606" | "6839040" | "6903686" | "6928413" | "6967731" | "6989794" | "6992633" | "7015868" | "7030833").PN. OR ("7068230" | "7069043" | "7075484" | "7091911" | "7123208" | "7148850" | "7151955" | "7183983" | "7202822" | "7229385" | "7265724" | "7394432" | "7397431" | "7511675" | "7528782" | "7548915"					

		| "8738103" | "D441733" | "H001631").PN. OR ("9099773").URPN.					
L5	375	("20010002823" | "20010033250" | "20010050636" | "20020000940" | "20020000942" | "20020036594" | "20020105468" | "20020109633" | "20020126051" | "20020126054" | "20020126055" | "20020140615" | "20020149519" | "20020164986" | "20020175211" | "20020175866" | "20020175879" | "20020190904" | "20030025637" | "20030064750" | "20030090421" | "20030098814" | "20030189518" | "20030210200" | "20030228892" | "20040009755" | "20040027295" | "20040029581" | "20040056985" | "20040085244" | "20040090372" | "20040095289" | "20040110479" | "20040119644" | "20040176025" | "20040198436" | "20040204008" | "20040204126" | "20040212545" | "20040214541" | "20050017910" | "20050041624" | "20050057398" | "20050069069" | "20050075098" | "20050088340" | "20050107052" | "20050136958" | "20050153709" | "20050156785" | "20050157807" | "20050181826" | "20050192009" | "20050195112" | "20050195273" |	(US-PGPUB; USPAT; USOCR)	ADJ	ON	ON	2016/12/13 03:04 PM

		"20050201307" | "20050231439" | "20050233705" | "20050239446" | "20050259031" | "20050264453" | "20050270995" | "20060001576" | "20060015664" | "20060019730" | "20060031616" | "20060031886" | "20060033668" | "20060050473" | "20060050859" | "20060060068" | "20060077115" | "20060077310" | "20060290573" | "20070013589" | "20070229383" | "3079602" | "3521284" | "3599214" | "3622890" | "3683376" | "3683379" | "3689929" | "3818490" | "3967276" | "3969730" | "4021810" | "4024542" | "4038662" | "4072951" | "4131893" | "4141016" | "4318109" | "4356492" | "4381566" | "4471358" | "4471493" | "4504834" | "4536725").PN. OR ("4543581" | "4571595" | "4584709" | "4590614" | "4608572" | "4623894" | "4628322" | "4673948" | "4723305" | "4730195" | "4752968" | "4827266" | "4827271" | "4839660" | "4843468" | "4847629" | "4849766" | "4857939" | "4860019" | "4890114" | "4894663" | "4907011" | "4912481" | "4975711" | "5030963" | "5138328" | "5168472" | "5172084" | "5200756" | "5212742" | "5214434" | "5218370" | "5227804" | "5227808" | "5245350" | "5248988" | "5255002" | "5257032" | "5307075" | "5337063" | "5337065" | "5347291" | "5355144" | "5355318" | "5363114" | "5373300" | "5402134" | "5410322" | "5420599" | "5422651"					

		| "5451965" | "5451968" | "5453751" | "5453752" | "5457469" | "5471224" | "5493702" | "5495261" | "5508709" | "5534877" | "5537367" | "5557293" | "5569879" | "5608417" | "5619205" | "5627550" | "5646635" | "5657028" | "5680144" | "5684672" | "5703600" | "5712640" | "5767811" | "5784032" | "5790080" | "5798688" | "5808586" | "5809433" | "5821907" | "5838285" | "5841402" | "5841403" | "5870066" | "5872546" | "5898404" | "5903240" | "5918183" | "5926139" | "5926141" | "5929825" | "5936583" | "5936587" | "5943020" | "5966098" | "5973651" | "5986609" | "5986610" | "5986615" | "5990838" | "5995052" | "6002367" | "6005524" | "6008764" | "6011518" | "6011699" | "6016130" | "6028567" | "6028568" | "6031495" | "6031499" | "6031505" | "6040803" | "6058211" | "6069592" | "6072434" | "6075489" | "6075500" | "6078294" | "6081237" | "6087990" | "6091365" | "6094179" | "6097339" | "6097345" | "6104349").PN. OR ("6107920" | "6111545" | "6122533" | "6127977" | "6130651" | "6131042" | "6138245" | "6140966" | "6140969" | "6140975" | "6141540" | "6147649" | "6147652" | "6147655" | "6157344" | "6160513" | "6166694" | "6172618" | "6181281" | "6181284" | "6195048" | "6198442" | "6201501" | "6204826" | "6211824" | "6211826" | "6211889" | "6215474" | "6218992" | "6236366" | "6236372" | "6239765" | "6243592" | "6255994" | "6259407" | "6266023" | "6266538" | "6271794" | "6272356" | "6275198"					

		| "6281846" | "6281848" | "6285326" | "6285327" | "6285342" | "6288680" | "6292154" | "6300910" | "6300914" | "6301489" | "6307511" | "6307512" | "6307519" | "6317083" | "6320543" | "6326919" | "6327485" | "6329951" | "6329954" | "6329962" | "6333716" | "6333719" | "6343208" | "6346914" | "6348892" | "6352434" | "6353443" | "6360105" | "6366243" | "6367939" | "6373447" | "6380899" | "6380902" | "6384790" | "6388626" | "6392610" | "6396444" | "6407710" | "6408190" | "6417810" | "6417816" | "6421013" | "6431712" | "6445352" | "6452549" | "6452553" | "6452556" | "6470174" | "6476766" | "6476769" | "6480159" | "6483462" | "6496154" | "6498586" | "6498588" | "6525691" | "6538604" | "6552690" | "6573867" | "6597319" | "6603434" | "6618017" | "6650294" | "6664932" | "6680705" | "6697022" | "6697024" | "6707428" | "6716103" | "6741215" | "6756944" | "6762723" | "6784844" | "6801164" | "6806834" | "6831606" | "6839040" | "6903686" | "6928413" | "6967731" | "6989794" | "6992633" | "7015868" | "7030833" | "7068230").PN. OR ("7069043" | "7075484" | "7091911" | "7123208" | "7148850" | "7151955" | "7183983" | "7202822" | "7229385" | "7265724" | "7394432" | "7397431" | "7511675" | "7528782" | "7548915" | "D441733" | "H001631").PN. OR ("8738103").URPN.				
L6	249	("20010002823"|"20010033250"|"20010050636"|"20020000940"|"20020000942"|"20020036594"|"20020105468"|"200	(US-PGPUB; USPAT)	ADJ	ON	ON	2016/12/29 08:02 PM

		20109633"|"200201260 51"|"20020126054"|"20 020126055"|"20020140 615"|"20020149519"|"2 0020164986"|"2002017 5211"|"20020175866"|" 20020175879"|"200201 90904"|"20030025637"| "20030064750"|"20030 090421"|"20030098814 "|"20030189518"|"2003 0210200"|"2003022889 2"|"20040009755"|"200 40027295"|"200400295 81"|"20040056985"|"20 040085244"|"20040090 372"|"20040095289"|"2 0040110479"|"2004011 9644"|"20040176025"|" 20040198436"|"200402 04008"|"20040204126"| "20040212545"|"20040 214541"|"20050017910 "|"20050041624"|"2005 0057398"|"2005006906 9"|"20050075098"|"200 50088340"|"200501070 52"|"20050136958"|"20 050153709"|"20050156 785"|"3079602"|"35212 84"|"3599214"|"362289 0"|"3683376"|"3683379" |"3689929"|"3818490"|" 3967276"|"3969730"|"4 021810"|"4024542"|"40 38662"|"4072951"|"413 1893"|"4141016"|"4318 109"|"4356492"|"43815 66"|"4471358"|"447149 3"|"4504834"|"4536725" |"4543581"|"4571595"|" 4584709"|"4608572"|"4 623894"|"4628322"|"46 73948"|"4723305"|"473 0195"|"4752968"|"4827 266"|"4827271"|"48396 60"|"4843468"|"484762 9"|"4849766"|"4857939" |"4860019"|"4890114"|" 4894663"|"4907011"|"4 912481"|"4975711"|"50 30963"|"5138328"|"516 8472"|"5172084"|"5821 907"|"5838285"|"58414 02"|"5841403"|"587006 6"|"5872546"|"5898404" |"5903240"|"5918183"|" 5926139"|"5926141"|"5					

		929825"|"5936583"|"59 36587"|"5943020"|"596 6098"|"5973651"|"5986 609"|"5986610"|"59866 15"|"5990838"|"599505 2"|"6002367"|"6005524" |"6008764"|"6011518"|" 6011699"|"6016130"|"6 028567"|"6028568"|"60 31495"|"6031499"|"603 1505"|"6040803"|"6058 211"|"6069592"|"60724 34"|"6075489"|"607550 0"|"6078294"|"6081237" |"6087990"|"6091365"|" 6094179"|"6097339"|"6 097345"|"6104349"|"61 07920"|"6111545"|"612 2533"|"6317083"|"6320 543"|"6326919"|"63274 85"|"6329951"|"632995 4"|"6329962"|"6333716" |"6333719"|"6343208"|" 6346914"|"6348892"|"6 352434"|"6353443"|"63 60105"|"6366243"|"636 7939"|"6373447"|"6380 899"|"6380902"|"63847 90"|"6388626"|"639261 0"|"6396444"|"6407710" |"6408190"|"6417810"|" 6417816"|"6421013"|"6 431712"|"6445352"|"64 52549"|"6452553"|"645 2556"|"6470174"|"6476 766"|"6476769"|"64801 59"|"6483462"|"649615 4"|"6498586"|"6498588" |"6525691"|"6538604"|" 6552690"|"6573867"|"6 597319"|"6603434"|"66 18017"|"6650294"|"200 50157807"|"200501818 26"|"20050192009"|"20 050195112"|"20050195 273"|"20050201307"|"2 0050231439"|"2005023 3705"|"20050239446"|" 20050259031"|"200502 64453"|"20050270995"| "20060001576"|"20060 015664"|"20060019730 "|"20060031616"|"2006 0031886"|"2006003366 8"|"20060050473"|"200 60050859"|"200600600 68"|"20060077115"|"20 060077310"|"20060290					

		573"|"20070013589"|"20070229383"|"5200756"|"5212742"|"5214434"|"5218370"|"5227804"|"5227808"|"5245350"|"5248988"|"5255002"|"5257032"|"5307075"|"5337063"|"5337065"|"5347291"|"5355144"|"5355318"|"5363114"|"5373300"|"5402134"|"5410322"|"5420599"|"5422651"|"5451965").PN.					
L8	213	phone with antenna and antenna with contour	(US-PGPUB; USPAT; DERWENT; IBM_TDB)	ADJ	ON	ON	2016/12/29 09:29 PM
L9	160	phone with antenna and antenna with contour and (multiple or multi or plural$4) with antenna	(US-PGPUB; USPAT; DERWENT; IBM_TDB)	ADJ	ON	ON	2016/12/29 10:07 PM
L10	6	"11614429"	(US-PGPUB; USPAT; USOCR)	ADJ	OFF	OFF	2017/09/19 11:16 PM
L11	368	("20010002823" | "20010033250" | "20010050636" | "20020000940" | "20020000942" | "20020036594" | "20020105468" | "20020109633" | "20020126051" | "20020126054" | "20020126055" | "20020140615" | "20020149519" | "20020164986" | "20020175211" | "20020175866" | "20020175879" | "20020190904" | "20030025637" | "20030064750" | "20030090421" | "20030098814" | "20030189518" | "20030210200" | "20030228892" | "20040009755" | "20040027295" | "20040029581" | "20040056985" | "20040085244" | "20040090372" | "20040095289" | "20040110479" | "20040119644" | "20040176025" | "20040198436" |	(US-PGPUB; USPAT; USOCR)	ADJ	OFF	OFF	2017/09/19 11:28 PM

		"20040204008" | "20040204126" | "20040212545" | "20040214541" | "20050017910" | "20050041624" | "20050057398" | "20050069069" | "20050075098" | "20050088340" | "20050107052" | "20050136958" | "20050153709" | "20050156785" | "20050157807" | "20050181826" | "20050192009" | "20050195112" | "20050195273" | "20050201307" | "20050231439" | "20050233705" | "20050239446" | "20050259031" | "20050264453" | "20050270995" | "20060001576" | "20060015664" | "20060019730" | "20060031616" | "20060031886" | "20060033668" | "20060050473" | "20060050859" | "20060060068" | "20060077115" | "20060077310" | "20060290573" | "20070013589" | "20070229383" | "3079602" | "3521284" | "3599214" | "3622890" | "3683376" | "3683379" | "3689929" | "3818490" | "3967276" | "3969730" | "4021810" | "4024542" | "4038662" | "4072951" | "4131893" | "4141016" | "4318109" | "4356492" | "4381566" | "4471358" | "4471493" | "4504834" | "4536725").PN. OR ("4543581" | "4571595" | "4584709" | "4590614" | "4608572" | "4623894" | "4628322" | "4673948" | "4723305" | "4730195" | "4752968" | "4827266"					

		| "4827271" | "4839660" | "4843468" | "4847629" | "4849766" | "4857939" | "4860019" | "4890114" | "4894663" | "4907011" | "4912481" | "4975711" | "5030963" | "5138328" | "5168472" | "5172084" | "5200756" | "5212742" | "5214434" | "5218370" | "5227804" | "5227808" | "5245350" | "5248988" | "5255002" | "5257032" | "5307075" | "5337063" | "5337065" | "5347291" | "5355144" | "5355318" | "5363114" | "5373300" | "5402134" | "5410322" | "5420599" | "5422651" | "5451965" | "5451968" | "5453751" | "5453752" | "5457469" | "5471224" | "5493702" | "5495261" | "5508709" | "5534877" | "5537367" | "5557293" | "5569879" | "5608417" | "5619205" | "5627550" | "5646635" | "5657028" | "5680144" | "5684672" | "5703600" | "5712640" | "5767811" | "5784032" | "5790080" | "5798688" | "5808586" | "5809433" | "5821907" | "5838285" | "5841402" | "5841403" | "5870066" | "5872546" | "5898404" | "5903240" | "5918183" | "5926139" | "5926141" | "5929825" | "5936583" | "5936587" | "5943020" | "5966098" | "5973651" | "5986609" | "5986610" | "5986615" | "5990838" | "5995052" | "6002367" | "6005524" | "6008764" | "6011518" | "6011699" | "6016130" | "6028567" | "6028568" | "6031495" | "6031499" | "6031505" | "6040803" | "6058211" | "6069592" | "6072434" | "6075489" | "6075500" | "6078294" | "6081237" | "6087990" | "6091365" | "6094179" | "6097339" | "6097345" | "6104349").PN. OR ("6107920" | "6111545"					

		| "6122533" | "6127977" | "6130651" | "6131042" | "6138245" | "6140966" | "6140969" | "6140975" | "6141540" | "6147649" | "6147652" | "6147655" | "6157344" | "6160513" | "6166694" | "6172618" | "6181281" | "6181284" | "6195048" | "6198442" | "6201501" | "6204826" | "6211824" | "6211826" | "6211889" | "6215474" | "6218992" | "6236366" | "6236372" | "6239765" | "6243592" | "6255994" | "6259407" | "6266023" | "6266538" | "6271794" | "6272356" | "6275198" | "6281846" | "6281848" | "6285326" | "6285327" | "6285342" | "6288680" | "6292154" | "6300910" | "6300914" | "6301489" | "6307511" | "6307512" | "6307519" | "6317083" | "6320543" | "6326919" | "6327485" | "6329951" | "6329954" | "6329962" | "6333716" | "6333719" | "6343208" | "6346914" | "6348892" | "6352434" | "6353443" | "6360105" | "6366243" | "6367939" | "6373447" | "6380899" | "6380902" | "6384790" | "6388626" | "6392610" | "6396444" | "6407710" | "6408190" | "6417810" | "6417816" | "6421013" | "6431712" | "6445352" | "6452549" | "6452553" | "6452556" | "6470174" | "6476766" | "6476769" | "6480159" | "6483462" | "6496154" | "6498586" | "6498588" | "6525691" | "6538604" | "6552690" | "6573867" | "6597319" | "6603434" | "6618017" | "6650294" | "6664932" | "6680705" | "6697022" | "6697024" | "6707428" | "6716103" | "6741215" | "6756944" | "6762723" | "6784844" | "6801164" | "6806834" | "6831606" | "6839040" | "6903686"					

		| "6928413" | "6967731" | "6989794" | "6992633" | "7015868" | "7030833" | "7068230").PN. OR ("7069043" | "7075484" | "7091911" | "7123208" | "7148850" | "7151955" | "7183983" | "7202822" | "7229385" | "7265724" | "7394432" | "7397431" | "7511675" | "7528782" | "7548915" | "D441733" | "H001631").PN.					
L12	0	("9099773").URPN.	(USPAT)	ADJ	OFF	OFF	2017/09/20 12:04 AM
L13	57	phone near2 antenna and antenna with contour and (multiple or multi or plural$4) with antenna	(US-PGPUB; USPAT; DERWENT; IBM_TDB)	ADJ	ON	ON	2017/09/20 12:14 AM
L15	9	"38686677".FMID.	(US-PGPUB; USPAT; FPRS)	ADJ	OFF	OFF	2017/09/21 03:40 PM
L16	1	(US-20080018543-$).did.	(US-PGPUB)	ADJ	OFF	OFF	2017/09/21 11:22 PM
L17	6	"11614429" and contour$4	(US-PGPUB; USPAT; USOCR)	ADJ	OFF	OFF	2017/09/21 11:23 PM
L18	6	"11614429" and (contour$4 or outlin$6 or length) with (time or four or "4")	(US-PGPUB; USPAT; USOCR)	ADJ	OFF	OFF	2017/09/21 11:26 PM
L19	6	"11614429" and contour with length	(US-PGPUB; USPAT; USOCR)	ADJ	OFF	OFF	2017/09/21 11:30 PM
L20	879	(phone or laptop or mobile or portable or cellular or radio) with (antenna) near2 (four or quad)	(US-PGPUB; USPAT; USOCR)	ADJ	OFF	OFF	2017/09/21 11:46 PM
L21	186	antenna with (tri or triple or three or quad or four) with (band or spectrum) and L20	(US-PGPUB; USPAT; USOCR)	ADJ	OFF	OFF	2017/09/21 11:48 PM
L22	6	antenna with contour with (four or "4" or five or "5") with diagonal	(US-PGPUB; USPAT; USOCR)	ADJ	OFF	OFF	2017/09/21 11:49 PM
L23	0	antenna with contour with (four or "4" or five or "5") with diagonal and (@ad<"20060618" or @rlad<"20060618")	(US-PGPUB; USPAT; USOCR)	ADJ	OFF	OFF	2017/09/21 11:50 PM
L24	13262	(antenna or transmitter or transceiver) with complexity	(US-PGPUB; USPAT; USOCR)	ADJ	OFF	OFF	2017/09/21 11:54 PM
L25	503	L24 and (antenna or transmitter or	(US-PGPUB; USPAT; USOCR)	ADJ	OFF	OFF	2017/09/21 11:55 PM

		transceiver) with (tri$1band or quad$band or (three or "3" or four) near2 (band or frequency))					
L26	263	L24 and (antenna or transmitter or transceiver) with (tri$1band or quad$band or (three or "3" or four) near2 (band or frequency)) and (@ad<"20060618" or @rlad<"20060618")	(US-PGPUB; USPAT; USOCR)	ADJ	OFF	OFF	2017/09/21 11:56 PM
L27	1159	(phone or laptop or mobile or portable or cellular or radio) with (antenna or transceiver or transmitter) near2 (four or quad)	(US-PGPUB; USPAT; USOCR)	ADJ	OFF	OFF	2017/09/21 11:56 PM
L28	6	L26 and L27	(US-PGPUB; USPAT; USOCR)	ADJ	OFF	OFF	2017/09/21 11:57 PM
L29	115	L24 and (antenna or transmitter or transceiver) with (tri$1band or quad$band or (three or "3" or four) near2 (band or frequency)) and (@ad<"20060618" or @rlad<"20060618") and ("455" or "370").clas.	(US-PGPUB; USPAT; USOCR)	ADJ	OFF	OFF	2017/09/21 11:59 PM
L30	15	antenna with (tri or triple or three or quad or four) with (band or spectrum) and L20 and ("455" or "370").clas. and (@ad<"20060618" or @rlad<"20060618")	(US-PGPUB; USPAT; USOCR)	ADJ	OFF	OFF	2017/09/22 12:01 AM
L31	310	(antenna or transmitter or transceiver) with (tri or triple or three or quad or four) with (band or spectrum) with (device or phone or portable or cellular or terminal or UE or UT OR MT or mobile) and (wireless or radio or cellular) and ("455" or "370").clas. and (@ad<"20060618" or @rlad<"20060618")	(US-PGPUB; USPAT; USOCR)	ADJ	OFF	OFF	2017/09/22 05:37 AM
L33	282	(compact or small or miniature) with antenna with (phone or cellular or portable) and	(US-PGPUB; USPAT; USOCR)	ADJ	OFF	OFF	2017/09/22 06:27 AM

		(@ad<"20060618" or @rlad<"20060618") and antenna with (box or segment)					
L34	58	(compact or small or miniature) with antenna with (phone or cellular or portable) and (@ad<"20060618" or @rlad<"20060618") and antenna with (band or multi$1band or tri$1band or quad$1band or multiple band) and antenna with complexity	(US-PGPUB; USPAT; USOCR)	ADJ	OFF	OFF	2017/09/22 01:13 PM
L35	28	(compact or small or miniature) with antenna with (phone or cellular or portable) and (@ad<"20060618" or @rlad<"20060618") and antenna with (band or multi$1band or tri$1band or quad$1band or multiple band) and antenna with contour$4	(US-PGPUB; USPAT; USOCR)	ADJ	OFF	OFF	2017/09/22 01:13 PM
L36	252	fractus.as.	(US-PGPUB; USPAT; DERWENT; IBM_TDB)	ADJ	ON	ON	2017/09/22 01:25 PM
L37	260	(PUENTE near2 BALIARDA near2 Carles) or (MUMBRU near2 Josep) or (ILARIO near2 Jordi)	(US-PGPUB; USPAT; DERWENT; IBM_TDB)	ADJ	ON	ON	2017/09/22 01:32 PM
L38	362	L36 OR L37	(US-PGPUB; USPAT; DERWENT; IBM_TDB)	ADJ	ON	ON	2017/09/22 01:38 PM
L39	4	L38 and (contour with (four or "4") with diagonal).clm.	(US-PGPUB; USPAT; DERWENT; IBM_TDB)	ADJ	ON	ON	2017/09/22 01:40 PM
L40	7	L38 and (complexity near2 factor).clm.	(US-PGPUB; USPAT; DERWENT; IBM_TDB)	ADJ	ON	ON	2017/09/22 01:42 PM
L41	14	(US-20050195112-$ or US-20160099496-$ or US-20060121865-$ or US-20040204007-$ or US-20060082505-$ or US-20050259013-$ or US-20080252536-$ or US-20050001767-$ or US-20020000944-$ or US-20040145527-$ or US-20060044195-$ or US-20050176390-$).did. or (US-7848781-	(US-PGPUB; USPAT)	ADJ	OFF	OFF	2017/09/26 10:26 PM

		$ or US-6452553-$).did.					
L42	115	("5451968"|"5453751"|"5453752"|"5457469"|"5471224"|"5493702"|"5495261"|"5508709"|"5534877"|"5537367"|"5557293"|"5569879"|"5608417"|"5619205"|"5627550"|"5646635"|"5657028"|"5680144"|"5684672"|"5703600"|"5712640"|"5767811"|"5784032"|"5790080"|"5798688"|"5808586"|"5809433"|"6127977"|"6130651"|"6131042"|"6138245"|"6140966"|"6140969"|"6140975"|"6141540"|"6147649"|"6147652"|"6147655"|"6157344"|"6160513"|"6166694"|"6172618"|"6181281"|"6181284"|"6195048"|"6198442"|"6201501"|"6204826"|"6211824"|"6211826"|"6211889"|"6215474"|"6218992"|"6236366"|"6236372"|"6239765"|"6243592"|"6255994"|"6259407"|"6266023"|"6266538"|"6271794"|"6272356"|"6275198"|"6281846"|"6281848"|"6285326"|"6285327"|"6285342"|"6288680"|"6292154"|"6300910"|"6300914"|"6301489"|"6307511"|"6307512"|"6307519"|"6664932"|"6680705"|"6697022"|"6697024"|"6707428"|"6716103"|"6741215"|"6756944"|"6762723"|"6784844"|"6801164"|"6806834"|"6831606"|"6839040"|"6903686"|"6928413"|"6967731"|"6989794"|"6992633"|"7015868"|"7030833"|"7068230"|"7069043"|"7075484"|"7091911"|"7148850"|"7151955"|"7183983"|"7202822"|"7229385"|"7265724"|"7394432"|"7397431"|"7511675"|"7528782"|"7548915"|"8738103"|"D441733").PN.	(US-PGPUB; USPAT)	ADJ	ON	ON	2017/09/26 10:26 PM
L43	70	L42 AND ((H01Q1/243	(US-PGPUB; USPAT)	ADJ	ON	ON	2017/09/26

		OR H01Q1/36 OR H01Q9/0407 OR H01Q1/242 OR H01Q1/241 OR H01Q5/50 OR H04B1/3833 OR H04B1/005).CPC.)					10:32 PM
L44	11	L41 AND ((H01Q1/243 OR H01Q19/005 OR H01Q9/0407 OR H01Q9/42 OR H01Q13/16).CPC.)	(US-PGPUB; USPAT)	ADJ	OFF	OFF	2017/09/26 10:37 PM
L45	1871	(H01Q13/10).cpc.	(US-PGPUB; USPAT)	ADJ	OFF	OFF	2017/09/26 10:38 PM
L46	7	"6989794"	(US-PGPUB; USPAT)	ADJ	OFF	OFF	2017/09/26 10:52 PM
L47	249	("20010002823"|"20010033250"|"20010050636"|"20020000940"|"20020000942"|"20020036594"|"20020105468"|"20020109633"|"20020126051"|"20020126054"|"20020126055"|"20020140615"|"20020149519"|"20020164986"|"20020175211"|"20020175866"|"20020175879"|"20020190904"|"20030025637"|"20030064750"|"20030090421"|"20030098814"|"20030189518"|"20030210200"|"20030228892"|"20040009755"|"20040027295"|"20040029581"|"20040056985"|"20040085244"|"20040090372"|"20040095289"|"20040110479"|"20040119644"|"20040176025"|"20040198436"|"20040204008"|"20040204126"|"20040212545"|"20040214541"|"20050017910"|"20050041624"|"20050057398"|"20050069069"|"20050075098"|"20050088340"|"20050107052"|"20050136958"|"20050153709"|"20050156785"|"20050157807"|"20050181826"|"20050192009"|"20050195112"|"20050195273"|"20050201307"|"20050231439"|"20050233705"|"20050239446"|"20050259031	(US-PGPUB; USPAT)	ADJ	OFF	OFF	2017/09/28 11:40 AM

		"|"20050264453"|"2005 0270995"|"2006000157 6"|"20060015664"|"200 60019730"|"200600316 16"|"20060031886"|"20 060033668"|"20060050 473"|"20060050859"|"2 0060060068"|"2006007 7115"|"20060077310"|" 20060290573"|"200700 13589"|"20070229383"| "3079602"|"3521284"|"3 599214"|"3622890"|"36 83376"|"3683379"|"368 9929"|"3818490"|"3967 276"|"3969730"|"40218 10"|"4024542"|"403866 2"|"4072951"|"4131893" |"4141016"|"4318109"|" 4356492"|"4381566"|"4 471358"|"4471493"|"45 04834"|"4536725"|"454 3581"|"4571595"|"4584 709"|"4608572"|"46238 94"|"4628322"|"467394 8"|"4723305"|"4730195" |"4752968"|"4827266"|" 4827271"|"4839660"|"4 843468"|"4847629"|"48 49766"|"4857939"|"486 0019"|"4890114"|"4894 663"|"4907011"|"49124 81"|"4975711"|"503096 3"|"5138328"|"5168472" |"5172084"|"5200756"|" 5212742"|"5214434"|"5 218370"|"5227804"|"52 27808"|"5245350"|"524 8988"|"5255002"|"5257 032"|"5307075"|"53370 63"|"5337065"|"534729 1"|"5355144"|"5355318" |"5363114"|"5373300"|" 5402134"|"5410322"|"5 420599"|"5422651"|"54 51965"|"5451968"|"545 3751"|"5453752"|"5457 469"|"5471224"|"54937 02"|"5495261"|"550870 9"|"5534877"|"5537367" |"5557293"|"5569879"|" 5608417"|"5619205"|"5 627550"|"5646635"|"56 57028"|"5680144"|"568 4672"|"5703600"|"5712 640"|"5767811"|"57840 32"|"5790080"|"579868 8"|"5808586"|"5809433"					

		|"5821907"|"5838285"|"5841402"|"5841403"|"5870066"|"5872546"|"5898404"|"5903240"|"5918183"|"5926139"|"5926141"|"5929825"|"5936587"|"5943020"|"5966098"|"5973651"|"5986609"|"5986610"|"5986615"|"5990838"|"5995052"|"6002367"|"6005524"|"6008764"|"6011518"|"6011699"|"6016130"|"6028567"|"6028568"|"6031495"|"6031499"|"6031505"|"6040803"|"6058211"|"6069592"|"6072434"|"6075489"|"6075500"|"6078294"|"6081237"|"6087990"|"6091365"|"6094179"|"6097339"|"6097345"|"6104349"|"6107920"|"6111545"|"6122533"|"6127977"|"6130651"|"6131042"|"6138245"|"6140966"|"6140969"|"6140975"|"6141540"|"6147649"|"6147652"|"6147655"|"6157344"|"6160513"|"6166694"|"6172618"|"6181281"|"6181284"|"6195048"|"6198442"|"6201501"|"6204826"|"6211824"|"6211826").PN.				
L48	115	("6211889"|"6215474"|"6218992"|"6236366"|"6236372"|"6239765"|"6243592"|"6255994"|"6259407"|"6266023"|"6266538"|"6271794"|"6272356"|"6275198"|"6281846"|"6281848"|"6285326"|"6285327"|"6285342"|"6288680"|"6292154"|"6300910"|"6300914"|"6301489"|"6307511"|"6307512"|"6307519"|"6317083"|"6320543"|"6326919"|"6327485"|"6329951"|"6329954"|"6329962"|"6333716"|"6333719"|"6343208"|"6346914"|"6348892"|"6352434"|"6353443"|"6360105"|"6366243"|"6367939"|"6373447"|"6380899"|"6380902"|"6384790"|"638862	(US-PGPUB; USPAT)	ADJ	OFF	OFF	2017/09/28 11:40 AM

		6"|"6392610"|"6396444"|"6407710"|"6408190"|"6417810"|"6417816"|"6421013"|"6431712"|"6445352"|"6452549"|"6452553"|"6452556"|"6470174"|"6476766"|"6476769"|"6480159"|"6483462"|"6496154"|"6498586"|"6498588"|"6525691"|"6538604"|"6552690"|"6573867"|"6597319"|"6603434"|"6618017"|"6650294"|"6664932"|"6680705"|"6697022"|"6697024"|"6707428"|"6716103"|"6741215"|"6756944"|"6762723"|"6784844"|"6801164"|"6806834"|"6831606"|"6839040"|"6903686"|"6928413"|"6967731"|"6989794"|"6992633"|"7015868"|"7030833"|"7068230"|"7069043"|"7075484"|"7091911"|"7148850"|"7151955"|"7183983"|"7202822"|"7229385"|"7265724"|"7394432"|"7397431"|"7511675"|"7528782"|"7548915"|"8738103"|"D441733").PN.					
L49	364	L47 OR L48	(US-PGPUB; USPAT; DERWENT)	ADJ	OFF	OFF	2017/09/28 11:50 AM
L50	11652	(multi$1band or multiple band or tri$1band or triple band or quad$1band) near3 (antenna or transceiver or receiver or transmitter)	(US-PGPUB; USPAT; DERWENT)	ADJ	OFF	OFF	2017/09/28 11:51 AM
L51	67	L49 and L50	(US-PGPUB; USPAT; DERWENT)	ADJ	OFF	OFF	2017/09/28 11:58 AM
L52	1	L51 and complex$4 with factor	(US-PGPUB; USPAT; DERWENT)	ADJ	OFF	OFF	2017/09/28 12:05 PM
L53	1	L51 and diagonal with rectangle with four	(US-PGPUB; USPAT; DERWENT)	ADJ	OFF	OFF	2017/09/28 12:06 PM
L55	2	"6989794".pn.	(US-PGPUB; USPAT; DERWENT; IBM_TDB)	ADJ	ON	ON	2017/09/28 03:23 PM
L59	248	("20020000944"|"20040145527"|"20050176390"|"20010002823"|"20010033250"|"20010050636"|"20020000940"|"20020000942"|"20020036594"|"20020105468"|"20	(US-PGPUB; USPAT)	ADJ	ON	ON	2018/07/25 04:15 PM

		020109633"|"20020126 051"|"20020126054"|"2 0020126055"|"2002014 0615"|"20020149519"|" 20020164986"|"200201 75211"|"20020175866"| "20020175879"|"20020 190904"|"20030025637 "|"20030064750"|"2003 0090421"|"2003009881 4"|"20030189518"|"200 30210200"|"200302288 92"|"20040009755"|"20 040027295"|"20040029 581"|"20040056985"|"2 0040085244"|"2004009 0372"|"20040095289"|" 20040110479"|"200401 19644"|"20040176025"| "20040198436"|"20040 204008"|"20040204126 "|"20040212545"|"2004 0214541"|"2005001791 0"|"20050041624"|"200 50057398"|"200500690 69"|"20050075098"|"20 050088340"|"20050107 052"|"20050136958"|"2 0050153709"|"2005015 6785"|"20050157807"|" 20050181826"|"200501 92009"|"20050195112"| "20050195273"|"20050 201307"|"20050231439 "|"20050233705"|"2005 0239446"|"2005025903 1"|"20050264453"|"200 50270995"|"200600015 76"|"20060015664"|"20 060019730"|"20060031 616"|"20060031886"|"2 0060033668"|"2006005 0473"|"20060050859"|" 20060060068"|"200600 77115"|"20060077310"| "20060290573"|"20070 013589"|"20070229383 "|"3079602"|"3521284"|" 3599214"|"3622890"|"3 683376"|"3683379"|"36 89929"|"3818490"|"396 7276"|"3969730"|"4021 810"|"4024542"|"40386 62"|"4072951"|"413189 3"|"4141016"|"4318109" |"4356492"|"4381566"|" 4471358"|"4471493"|"4 504834"|"4536725"|"45					

		43581"|"4571595"|"458 4709"|"4608572"|"4623 894"|"4628322"|"46739 48"|"4723305"|"473019 5"|"4752968"|"4827266" |"4827271"|"4839660"|" 4843468"|"4847629"|"4 849766"|"4857939"|"48 60019"|"4890114"|"489 4663"|"4907011"|"4912 481"|"4975711"|"50309 63"|"5138328"|"516847 2"|"5172084"|"5200756" |"5212742"|"5214434"|" 5218370"|"5227804"|"5 227808"|"5245350"|"52 48988"|"5255002"|"525 7032"|"5307075"|"5337 063"|"5337065"|"53472 91"|"5355144"|"535531 8"|"5363114"|"5373300" |"5402134"|"5410322"|" 5420599"|"5422651"|"5 451965"|"5451968"|"54 53751"|"5453752"|"545 7469"|"5471224"|"5493 702"|"5495261"|"55087 09"|"5534877"|"553736 7"|"5557293"|"5569879" |"5608417"|"5619205"|" 5627550"|"5646635"|"5 657028"|"5680144"|"56 84672"|"5703600"|"571 2640"|"5767811"|"5784 032"|"5790080"|"57986 88"|"5808586"|"580943 3"|"5821907"|"5838285" |"5841402"|"5841403"|" 5870066"|"5872546"|"5 898404"|"5903240"|"59 18183"|"5926139"|"592 6141"|"5929825"|"5936 583"|"5936587"|"59430 20"|"5966098"|"597365 1"|"5986609"|"5986610" |"5986615"|"5990838"|" 5995052"|"6002367"|"6 005524"|"6008764"|"60 11518"|"6011699"|"601 6130"|"6028567"|"6028 568"|"6031495"|"60314 99"|"6031505"|"604080 3"|"6058211"|"6069592" |"6072434"|"6075489"|" 6075500"|"6078294"|"6 081237"|"6087990"|"60 91365"|"6094179"|"609 7339"|"6097345"|"6104					

		349"|"6107920"|"6111545"|"6122533"|"6127977"|"6130651"|"6131042"|"6138245"|"6140966"|"6140969"|"6140975"|"6141540"|"6147649"|"6147652"|"6147655"|"6157344"|"6160513"|"6166694"|"6172618"|"6181281"|"6181284"|"6195048"|"6198442").PN.					
L62	39	L59 and (four or fourth) near2 (transmitter or receiver or antenna) and (@ad<"20060618" or @rlad<"20060618")	(US-PGPUB; USPAT)	ADJ	ON	ON	2018/07/25 04:22 PM
L63	22359	(four or fourth) near2 (transmitter or receiver or antenna) and (@ad<"20060618" or @rlad<"20060618")	(US-PGPUB; USPAT)	ADJ	ON	ON	2018/07/25 09:16 PM
L64	80	first near2 (transmitter or receiver or antenna) with (short or shorter) near2 (side or edge) and (@ad<"20060618" or @rlad<"20060618")	(US-PGPUB; USPAT)	ADJ	ON	ON	2018/07/25 09:20 PM
L66	154	(complexity or convolut$4) near2 (factor or metric or indicator) with (antenna or transmitter or receiver or transceiver)	(US-PGPUB; USPAT)	ADJ	ON	ON	2018/07/26 09:03 AM
L67	74	(complexity or convolut$4) near2 (factor or metric or indicator) with (antenna or transmitter or receiver or transceiver) and (@ad<"20060618" or @rlad<"20060618")	(US-PGPUB; USPAT)	ADJ	ON	ON	2018/07/26 09:18 AM
L69	404	(contour$4 or outlin$6 or length) with (time or four or "4") with diagonal with (longer or greater)	(US-PGPUB; USPAT; USOCR)	ADJ	OFF	OFF	2018/07/26 11:11 AM
L70	151	(contour$4 or outlin$6 or length) with (time or four or "4") with diagonal with (longer or greater) and (@ad<"20060618" or @rlad<"20060618")	(US-PGPUB; USPAT; USOCR)	ADJ	OFF	OFF	2018/07/26 11:11 AM
L71	0	(contour$4 or outlin$6 or length) with (time or	(US-PGPUB; USPAT; USOCR)	ADJ	OFF	OFF	2018/07/26 11:30 AM

		four or "4") with diagonal with (longer or greater) with (transceiver or antenna or transmitter or receiver) and (@ad<"20060618" or @rlad<"20060618")					
L72	0	(contour$4 or outlin$6 or length or perimeter) with (time or four or "4") with diagonal with (longer or greater) with (transceiver or antenna or transmitter or receiver) and (@ad<"20060618" or @rlad<"20060618")	(US-PGPUB; USPAT; USOCR)	ADJ	OFF	OFF	2018/07/26 11:31 AM
L73	1	(contour$4 or outlin$6 or length or perimeter) with (time or four or "4") with diagonal with (longer or greater) with (transceiver or antenna or transmitter or receiver) and (@ad<"20060618" or @rlad<"20060618")	(US-PGPUB; USPAT; USOCR; DERWENT)	ADJ	OFF	OFF	2018/07/26 11:31 AM
L74	14	(US-20050195112-$ or US-20160099496-$ or US-20060121865-$ or US-20040204007-$ or US-20060082505-$ or US-20050259013-$ or US-20080252536-$ or US-20050001767-$ or US-20020000944-$ or US-20040145527-$ or US-20060044195-$ or US-20050176390-$).did. or (US-7848781-$ or US-6452553-$).did.	(US-PGPUB; USPAT)	ADJ	OFF	OFF	2018/07/26 11:31 AM
L75	11	L74 AND ((H01Q1/243 OR H01Q19/005 OR H01Q9/0407 OR H01Q9/42 OR H01Q13/16).CPC.)	(US-PGPUB; USPAT)	ADJ	OFF	OFF	2018/07/26 11:31 AM
L76	115	("5451968"|"5453751"|"5453752"|"5457469"|"5471224"|"5493702"|"5495261"|"5508709"|"5534877"|"5537367"|"5557293"|"5569879"|"5608417"|"5619205"|"5627550"|"5646635"|"5657028"|"5680144"|"5684672"|	(US-PGPUB; USPAT)	ADJ	ON	ON	2018/07/26 11:31 AM

		5703600"|"5712640"|"5767811"|"5784032"|"5790080"|"5798688"|"5808586"|"5809433"|"6127977"|"6130651"|"6131042"|"6138245"|"6140966"|"6140969"|"6140975"|"6141540"|"6147649"|"6147652"|"6147655"|"6157344"|"6160513"|"6166694"|"6172618"|"6181281"|"6181284"|"6195048"|"6198442"|"6201501"|"6204826"|"6211824"|"6211826"|"6211889"|"6215474"|"6218992"|"6236366"|"6236372"|"6239765"|"6243592"|"6255994"|"6259407"|"6266023"|"6266538"|"6271794"|"6272356"|"6275198"|"6281846"|"6281848"|"6285326"|"6285327"|"6285342"|"6288680"|"6292154"|"6300910"|"6300914"|"6301489"|"6307511"|"6307512"|"6307519"|"6664932"|"6680705"|"6697022"|"6697024"|"6707428"|"6716103"|"6741215"|"6756944"|"6762723"|"6784844"|"6801164"|"6806834"|"6831606"|"6839040"|"6903686"|"6928413"|"6967731"|"6989794"|"6992633"|"7015868"|"7030833"|"7068230"|"7069043"|"7075484"|"7091911"|"7148850"|"7151955"|"7183983"|"7202822"|"7229385"|"7265724"|"7394432"|"7397431"|"7511675"|"7528782"|"7548915"|"8738103"|"D441733").PN.					
L77	70	L76 AND ((H01Q1/243 OR H01Q1/36 OR H01Q9/0407 OR H01Q1/242 OR H01Q1/241 OR H01Q5/50 OR H04B1/3833 OR H04B1/005).CPC.)	(US-PGPUB; USPAT)	ADJ	ON	ON	2018/07/26 11:31 AM
L78	268	fractus.as.	(US-PGPUB; USPAT; DERWENT; IBM_TDB)	ADJ	ON	ON	2018/07/26 11:32 AM
L79	273	(PUENTE near2	(US-PGPUB; USPAT;	ADJ	ON	ON	2018/07/26

		BALIARDA near2 Carles) or (MUMBRU near2 Josep) or (ILARIO near2 Jordi)	DERWENT; IBM_TDB)				11:32 AM
L80	385	L78 OR L79	(US-PGPUB; USPAT; DERWENT; IBM_TDB)	ADJ	ON	ON	2018/07/26 11:32 AM
L81	6	L80 and (contour with (four or "4") with diagonal).clm.	(US-PGPUB; USPAT; DERWENT; IBM_TDB)	ADJ	ON	ON	2018/07/26 11:32 AM
L82	9	L80 and (complexity near2 factor).clm.	(US-PGPUB; USPAT; DERWENT; IBM_TDB)	ADJ	ON	ON	2018/07/26 11:32 AM
L83	4	fractus.as. and ((four near2 time) with diagonal).clm.	(US-PGPUB; USPAT; DERWENT; IBM_TDB)	ADJ	ON	ON	2018/07/26 02:23 PM
L84	4	fractus.as. and (complexity near2 factor).clm.	(US-PGPUB; USPAT; DERWENT; IBM_TDB)	ADJ	ON	ON	2018/07/26 02:24 PM
L85	4	L83 or L84	(US-PGPUB; USPAT; DERWENT; IBM_TDB)	ADJ	ON	ON	2018/07/26 02:35 PM
L86	3	L83 or L84	(USPAT)	ADJ	ON	ON	2018/07/26 03:21 PM
L87	1	"15856626"	(US-PGPUB; USPAT; DERWENT)	ADJ	ON	ON	2018/07/26 10:12 PM
L88	80	first near2 (transmitter or receiver or antenna) with (short or shorter) near2 (side or edge) and (@ad<"20060618" or @rlad<"20060618")	(US-PGPUB; USPAT)	ADJ	ON	ON	2018/07/28 11:21 PM
L89	21	(four or fourth) near2 (transmitter or receiver or antenna) and (@ad<"20060618" or @rlad<"20060618") and L88	(US-PGPUB; USPAT)	ADJ	ON	ON	2018/07/28 11:21 PM
L90	5	(US-20050176390-$ or US-20020000944-$ or US-20040145527-$).did. or (US-6989794-$ or US-6452553-$).did.	(US-PGPUB; USPAT)	ADJ	ON	ON	2018/07/28 11:22 PM
L91	5	L90 AND ((H01Q1/36 OR H01Q1/243 OR H01Q13/16 OR H01Q19/005 OR H01Q21/30 OR H01Q9/42).CPC.)	(US-PGPUB; USPAT)	ADJ	ON	ON	2018/07/28 11:23 PM
L92	5	L90 AND ((H01Q1/36 OR H01Q1/243 OR H01Q13/16 OR H01Q19/005 OR H01Q21/30 OR H01Q9/42).CPC.)	(US-PGPUB; USPAT)	ADJ	ON	ON	2018/07/28 11:24 PM
L93	30	antenna with complexity	(US-PGPUB; USPAT;	ADJ	OFF	OFF	2019/08/01

		near2 factor	USOCR)				01:50 PM
L94	13	antenna with complexity near2 factor with (curve or contour)	(US-PGPUB; USPAT; USOCR)	ADJ	OFF	OFF	2019/08/01 01:51 PM
L95	0	antenna with complexity near2 factor with (curve or contour) and (@ad<"20060618" or @rlad<"20060618")	(US-PGPUB; USPAT; USOCR)	ADJ	OFF	OFF	2019/08/01 01:53 PM
L96	3	"14738090"	(US-PGPUB; USPAT; DERWENT; IBM_TDB)	ADJ	ON	ON	2019/08/01 01:57 PM
L97	3	"14738090" and tangent	(US-PGPUB; USPAT; DERWENT; IBM_TDB)	ADJ	ON	ON	2019/08/01 02:21 PM
L98	0	"14738090" and parallelpip$6	(US-PGPUB; USPAT; DERWENT; IBM_TDB)	ADJ	ON	ON	2019/08/01 02:21 PM
L99	3	"14738090" and parallelepip$4	(US-PGPUB; USPAT; DERWENT; IBM_TDB)	ADJ	ON	ON	2019/08/01 02:21 PM
L100	0	"14738090" and (aspect near2 ratio).clm.	(US-PGPUB; USPAT; DERWENT; IBM_TDB)	ADJ	ON	ON	2019/08/01 03:03 PM
L101	0	"14738090" and (aspect near2 ratio with width with height).clm.	(US-PGPUB; USPAT; DERWENT; IBM_TDB)	ADJ	ON	ON	2019/08/01 03:03 PM
L102	24007	aspect near2 ratio with width with height	(US-PGPUB; USPAT; DERWENT; IBM_TDB)	ADJ	ON	ON	2019/08/01 03:03 PM
L103	11	aspect near2 ratio with width with height with antenna with rectangle	(US-PGPUB; USPAT; DERWENT; IBM_TDB)	ADJ	ON	ON	2019/08/01 03:05 PM
L104	12	ratio near3 width near3 height with antenna with rectangle	(US-PGPUB; USPAT; DERWENT; IBM_TDB)	ADJ	ON	ON	2019/08/01 03:05 PM
L105	12	L103 or L104	(US-PGPUB; USPAT; DERWENT; IBM_TDB)	ADJ	ON	ON	2019/08/01 03:06 PM
L106	12	L103 or L104 and (@ad<"20060618" or @rlad<"20060618")	(US-PGPUB; USPAT; DERWENT; IBM_TDB)	ADJ	ON	ON	2019/08/01 03:06 PM
L107	248	("20020000944"|"20040145527"|"20050176390"|"20010002823"|"20010033250"|"20010050636"|"20020000940"|"20020000942"|"20020036594"|"20020105468"|"20020109633"|"20020126051"|"20020126054"|"20020126055"|"20020140615"|"20020149519"|"20020164986"|"20020175211"|"20020175866"|"20020175879"|"20020190904"|"20030025637"|"20030064750"|"20030090421"|"20030098814"|"20030189518"|"200	(US-PGPUB; USPAT)	ADJ	ON	ON	2019/08/01 04:26 PM

		30210200"|"20030288 92"|"20040009755"|"20 040027295"|"20040029 581"|"20040056985"|"2 0040085244"|"2004009 0372"|"20040095289"|" 20040110479"|"200401 19644"|"20040176025"| "20040198436"|"20040 204008"|"20040204126 "|"20040212545"|"2004 0214541"|"2005001791 0"|"20050041624"|"200 50057398"|"20050069 69"|"20050075098"|"20 050088340"|"20050107 052"|"20050136958"|"2 0050153709"|"2005015 6785"|"20050157807"|" 20050181826"|"200501 92009"|"20050195112"| "20050195273"|"20050 201307"|"20050231439 "|"20050233705"|"2005 0239446"|"2005025903 1"|"20050264453"|"200 50270995"|"200600015 76"|"20060015664"|"20 060019730"|"20060031 616"|"20060031886"|"2 0060033668"|"2006005 0473"|"20060050859"|" 20060060068"|"200600 77115"|"20060077310"| "20060290573"|"20070 013589"|"20070229383 "|"3079602"|"3521284"|" 3599214"|"3622890"|"3 683376"|"3683379"|"36 89929"|"3818490"|"396 7276"|"3969730"|"4021 810"|"4024542"|"40386 62"|"4072951"|"413189 3"|"4141016"|"4318109" |"4356492"|"4381566"|" 4471358"|"4471493"|"4 504834"|"4536725"|"45 43581"|"4571595"|"458 4709"|"4608572"|"4623 894"|"4628322"|"46739 48"|"4723305"|"473019 5"|"4752968"|"4827266" |"4827271"|"4839660"|" 4843468"|"4847629"|"4 849766"|"4857939"|"48 60019"|"4890114"|"489 4663"|"4907011"|"4912 481"|"4975711"|"50309					

		63"|"5138328"|"516847 2"|"5172084"|"5200756" |"5212742"|"5214434"|" 5218370"|"5227804"|"5 227808"|"5245350"|"52 48988"|"5255002"|"525 7032"|"5307075"|"5337 063"|"5337065"|"53472 91"|"5355144"|"535531 8"|"5363114"|"5373300" |"5402134"|"5410322"|" 5420599"|"5422651"|"5 451965"|"5451968"|"54 53751"|"5453752"|"545 7469"|"5471224"|"5493 702"|"5495261"|"55087 09"|"5534877"|"553736 7"|"5557293"|"5569879" |"5608417"|"5619205"|" 5627550"|"5646635"|"5 657028"|"5680144"|"56 84672"|"5703600"|"571 2640"|"5767811"|"5784 032"|"5790080"|"57986 88"|"5808586"|"580943 3"|"5821907"|"5838285" |"5841402"|"5841403"|" 5870066"|"5872546"|"5 898404"|"5903240"|"59 18183"|"5926139"|"592 6141"|"5929825"|"5936 583"|"5936587"|"59430 20"|"5966098"|"597365 1"|"5986609"|"5986610" |"5986615"|"5990838"|" 5995052"|"6002367"|"6 005524"|"6008764"|"60 11518"|"6011699"|"601 6130"|"6028567"|"6028 568"|"6031495"|"60314 99"|"6031505"|"604080 3"|"6058211"|"6069592" |"6072434"|"6075489"|" 6075500"|"6078294"|"6 081237"|"6087990"|"60 91365"|"6094179"|"609 7339"|"6097345"|"6104 349"|"6107920"|"61115 45"|"6122533"|"612797 7"|"6130651"|"6131042" |"6138245"|"6140966"|" 6140969"|"6140975"|"6 141540"|"6147649"|"61 47652"|"6147655"|"615 7344"|"6160513"|"6166 694"|"6172618"|"61812 81"|"6181284"|"619504 8"|"6198442").PN.					

L108	119	("6201501"|"6204826"|"6211824"|"6211826"|"6211889"|"6215474"|"6218992"|"6236366"|"6236372"|"6239765"|"6243592"|"6255994"|"6259407"|"6266023"|"6266538"|"6271794"|"6272356"|"6275198"|"6281846"|"6281848"|"6285326"|"6285327"|"6285342"|"6288680"|"6292154"|"6300910"|"6300914"|"6301489"|"6307511"|"6307512"|"6307519"|"6317083"|"6320543"|"6326919"|"6327485"|"6329951"|"6329954"|"6329962"|"6333716"|"6333719"|"6343208"|"6346914"|"6348892"|"6352434"|"6353443"|"6360105"|"6366243"|"6367939"|"6373447"|"6380899"|"6380902"|"6384790"|"6388626"|"6392610"|"6396444"|"6407710"|"6408190"|"6417810"|"6417816"|"6421013"|"6431712"|"6445352"|"6452549"|"6452553"|"6452556"|"6470174"|"6476766"|"6476769"|"6480159"|"6483462"|"6496154"|"6498586"|"6498588"|"6525691"|"6538604"|"6552690"|"6573867"|"6597319"|"6603434"|"6618017"|"6650294"|"6664932"|"6680705"|"6697022"|"6697024"|"6707428"|"6716103"|"6741215"|"6756944"|"6762723"|"6784844"|"6801164"|"6806834"|"6831606"|"6839040"|"6903686"|"6928413"|"6967731"|"6989794"|"6992633"|"7015868"|"7030833"|"7068230"|"7069043"|"7075484"|"7091911"|"7148850"|"7151955"|"7183983"|"7202822"|"7229385"|"7265724"|"7394432"|"7397431"|"7511675"|"7528782"|"7548915"|"8738103"|"D441733").PN.	(US-PGPUB; USPAT)	ADJ	ON	ON	2019/08/01 04:26 PM
L109	12	ratio near3 width near3	(US-PGPUB; USPAT;	ADJ	ON	ON	2019/08/01

		height with antenna with rectangle	DERWENT; IBM_TDB)				04:26 PM
L110	109	ratio near3 width near3 height with antenna	(US-PGPUB; USPAT; DERWENT; IBM_TDB)	ADJ	ON	ON	2019/08/01 04:27 PM
L112	0	ratio near3 width near3 height with antenna with (min or least or minimum) and (@ad<"20060618" or @rlad<"20060618")	(US-PGPUB; USPAT; DERWENT; IBM_TDB)	ADJ	ON	ON	2019/08/01 04:28 PM
L113	367	L107 or L108	(US-PGPUB; USPAT)	ADJ	ON	ON	2019/08/01 05:01 PM
L114	7	ratio with dimension with antenna and L113	(US-PGPUB; USPAT)	ADJ	ON	ON	2019/08/01 05:02 PM
L119	384	("20010002823" | "20010033250" | "20010050636" | "20020000940" | "20020000942" | "20020036594" | "20020105468" | "20020109633" | "20020126051" | "20020126054" | "20020126055" | "20020140615" | "20020149519" | "20020164986" | "20020175211" | "20020175866" | "20020175879" | "20020190904" | "20030025637" | "20030064750" | "20030090421" | "20030098814" | "20030189518" | "20030210200" | "20030228892" | "20040009755" | "20040027295" | "20040029581" | "20040056985" | "20040085244" | "20040090372" | "20040095289" | "20040110479" | "20040119644" | "20040176025" | "20040198436" | "20040204008" | "20040204126" | "20040212545" | "20040214541" | "20050017910" | "20050041624" |	(US-PGPUB; USPAT; USOCR)	ADJ	ON	ON	2019/08/01 09:04 PM

		"20050057398" | "20050069069" | "20050075098" | "20050088340" | "20050107052" | "20050136958" | "20050153709" | "20050156785" | "20050157807" | "20050181826" | "20050192009" | "20050195112" | "20050195273" | "20050201307" | "20050231439" | "20050233705" | "20050239446" | "20050259031" | "20050264453" | "20050270995" | "20060001576" | "20060015664" | "20060019730" | "20060031616" | "20060031886" | "20060033668" | "20060050473" | "20060050859" | "20060060068" | "20060077115" | "20060077310" | "20060290573" | "20070013589" | "20070229383" | "3079602" | "3521284" | "3599214" | "3622890" | "3683376" | "3683379" | "3689929" | "3818490" | "3967276" | "3969730" | "4021810" | "4024542" | "4038662" | "4072951" | "4131893" | "4141016" | "4318109" | "4356492" | "4381566" | "4471358" | "4471493" | "4504834" | "4536725").PN. OR ("4543581" | "4571595" | "4584709" | "4590614" | "4608572" | "4623894" | "4628322" | "4673948" | "4723305" | "4730195" | "4752968" | "4827266" | "4827271" | "4839660" | "4843468" | "4847629" | "4849766" | "4857939" | "4860019" | "4890114" | "4894663" | "4907011" | "4912481" | "4975711"					

		| "5030963" | "5138328" | "5168472" | "5172084" | "5200756" | "5212742" | "5214434" | "5218370" | "5227804" | "5227808" | "5245350" | "5248988" | "5255002" | "5257032" | "5307075" | "5337063" | "5337065" | "5347291" | "5355144" | "5355318" | "5363114" | "5373300" | "5402134" | "5410322" | "5420599" | "5422651" | "5451965" | "5451968" | "5453751" | "5453752" | "5457469" | "5471224" | "5493702" | "5495261" | "5508709" | "5534877" | "5537367" | "5557293" | "5569879" | "5608417" | "5619205" | "5627550" | "5646635" | "5657028" | "5680144" | "5684672" | "5703600" | "5712640" | "5767811" | "5784032" | "5790080" | "5798688" | "5808586" | "5809433" | "5821907" | "5838285" | "5841402" | "5841403" | "5870066" | "5872546" | "5898404" | "5903240" | "5918183" | "5926139" | "5926141" | "5929825" | "5936583" | "5936587" | "5943020" | "5966098" | "5973651" | "5986609" | "5986610" | "5986615" | "5990838" | "5995052" | "6002367" | "6005524" | "6008764" | "6011518" | "6011699" | "6016130" | "6028567" | "6028568" | "6031495" | "6031499" | "6031505" | "6040803" | "6058211" | "6069592" | "6072434" | "6075489" | "6075500" | "6078294" | "6081237" | "6087990" | "6091365" | "6094179" | "6097339" | "6097345" | "6104349").PN. OR ("6107920" | "6111545" | "6122533" | "6127977" | "6130651" | "6131042" | "6138245" | "6140966" | "6140969" | "6140975" | "6141540" | "6147649" | "6147652" | "6147655"				

			"6157344" | "6160513" | "6166694" | "6172618" | "6181281" | "6181284" | "6195048" | "6198442" | "6201501" | "6204826" | "6211824" | "6211826" | "6211889" | "6215474" | "6218992" | "6236366" | "6236372" | "6239765" | "6243592" | "6255994" | "6259407" | "6266023" | "6266538" | "6271794" | "6272356" | "6275198" | "6281846" | "6281848" | "6285326" | "6285327" | "6285342" | "6288680" | "6292154" | "6300910" | "6300914" | "6301489" | "6307511" | "6307512" | "6307519" | "6317083" | "6320543" | "6326919" | "6327485" | "6329951" | "6329954" | "6329962" | "6333716" | "6333719" | "6343208" | "6346914" | "6348892" | "6352434" | "6353443" | "6360105" | "6366243" | "6367939" | "6373447" | "6380899" | "6380902" | "6384790" | "6388626" | "6392610" | "6396444" | "6407710" | "6408190" | "6417810" | "6417816" | "6421013" | "6431712" | "6445352" | "6452549" | "6452553" | "6452556" | "6470174" | "6476766" | "6476769" | "6480159" | "6483462" | "6496154" | "6498586" | "6498588" | "6525691" | "6538604" | "6552690" | "6573867" | "6597319" | "6603434" | "6618017" | "6650294" | "6664932" | "6680705" | "6697022" | "6697024" | "6707428" | "6716103" | "6741215" | "6756944" | "6762723" | "6784844" | "6801164" | "6806834" | "6831606" | "6839040" | "6903686" | "6928413" | "6967731" | "6989794" | "6992633" | "7015868" | "7030833" | "7068230").PN. OR ("7069043" | "7075484" | "7091911" | "7123208"					

		| "7148850" | "7151955" | "7183983" | "7202822" | "7229385" | "7265724" | "7394432" | "7397431" | "7511675" | "7528782" | "7548915" | "D441733" | "H001631").PN. OR ("8738103").URPN.					
L121	302	phone with antenna and antenna with contour	(US-PGPUB; USPAT; DERWENT; IBM_TDB)	ADJ	ON	ON	2019/08/01 09:04 PM
L122	238	phone with antenna and antenna with contour and (multiple or multi or plural$4) with antenna	(US-PGPUB; USPAT; DERWENT; IBM_TDB)	ADJ	ON	ON	2019/08/01 09:04 PM
L125	1	("9099773").URPN.	(USPAT)	ADJ	OFF	OFF	2019/08/01 09:04 PM
L126	66	phone near2 antenna and antenna with contour and (multiple or multi or plural$4) with antenna	(US-PGPUB; USPAT; DERWENT; IBM_TDB)	ADJ	ON	ON	2019/08/01 09:04 PM
L128	38	ratio near3 width near3 height with antenna and (@ad<"20060618" or @rlad<"20060618")	(US-PGPUB; USPAT; DERWENT; IBM_TDB)	ADJ	ON	ON	2019/08/01 09:11 PM
L129	11	antenna near2 contour with segment	(US-PGPUB; USPAT; DERWENT; IBM_TDB)	ADJ	ON	ON	2019/08/01 10:21 PM
L130	1	antenna near2 contour with segment and (@ad<"20060718" or @rlad<"20060718")	(US-PGPUB; USPAT; DERWENT; IBM_TDB)	ADJ	ON	ON	2019/08/01 10:24 PM
L136	9	"11614429"	(US-PGPUB; USPAT; DERWENT)	ADJ	ON	ON	2019/08/04 07:26 PM
L137	8	"11614429" and (complexity near2 factor or ratio or rectangle).clm.	(US-PGPUB; USPAT; DERWENT)	ADJ	ON	ON	2019/08/04 07:28 PM
L138	3	"11614429" and (complexity near2 factor or ratio or rectangle).clm.	(USPAT)	ADJ	ON	ON	2019/08/04 07:30 PM
L139	0	"11614429" and (parallelepiped).clm.	(USPAT)	ADJ	ON	ON	2019/08/04 07:39 PM
L140	3	"11614429" and (rectangle).clm.	(USPAT)	ADJ	ON	ON	2019/08/04 07:42 PM
L141	0	"11614429" and (aspect or ratio).clm.	(USPAT)	ADJ	ON	ON	2019/08/04 07:47 PM
L142	3	"11614429" and (complexity).clm.	(USPAT)	ADJ	ON	ON	2019/08/04 07:48 PM
L143	3	"11614429" and (complexity and short).clm.	(USPAT)	ADJ	ON	ON	2019/08/04 07:48 PM
L144	3	"11614429" and	(USPAT)	ADJ	ON	ON	2019/08/04

		(complexity and second near3 short).clm.					07:53 PM
L145	0	"11614429" and (ratio).clm.	(USPAT)	ADJ	ON	ON	2019/08/04 07:55 PM
L146	2	"11614429" and (fourth).clm.	(USPAT)	ADJ	ON	ON	2019/08/04 07:56 PM
L147	2	"11614429" and (fourth and short near2 side and complexity near3 factor).clm.	(USPAT)	ADJ	ON	ON	2019/08/04 07:57 PM
L148	3	"14738090"	(US-PGPUB; USPAT; DERWENT; IBM_TDB)	ADJ	ON	ON	2019/08/05 08:00 AM
L149	3	"14738090"	(US-PGPUB; USPAT; DERWENT; IBM_TDB)	ADJ	ON	ON	2019/08/05 08:00 AM
L150	291	fractus.as.	(US-PGPUB; USPAT; DERWENT; IBM_TDB)	ADJ	ON	ON	2019/12/31 02:29 PM
L151	291	(PUENTE near2 BALIARDA near2 Carles) or (MUMBRU near2 Josep) or (ILARIO near2 Jordi)	(US-PGPUB; USPAT; DERWENT; IBM_TDB)	ADJ	ON	ON	2019/12/31 02:29 PM
L152	417	L150 OR L151	(US-PGPUB; USPAT; DERWENT; IBM_TDB)	ADJ	ON	ON	2019/12/31 02:29 PM
L153	291	fractus.as.	(US-PGPUB; USPAT; DERWENT; IBM_TDB)	ADJ	ON	ON	2019/12/31 05:10 PM
L154	291	(PUENTE near2 BALIARDA near2 Carles) or (MUMBRU near2 Josep) or (ILARIO near2 Jordi)	(US-PGPUB; USPAT; DERWENT; IBM_TDB)	ADJ	ON	ON	2019/12/31 05:10 PM
L155	417	L153 OR L154	(US-PGPUB; USPAT; DERWENT; IBM_TDB)	ADJ	ON	ON	2019/12/31 05:10 PM
L156	10	L155 and (complexity near2 factor).clm.	(US-PGPUB; USPAT; DERWENT; IBM_TDB)	ADJ	ON	ON	2019/12/31 05:10 PM
L157	4	L155 and (complexity near2 factor).clm.	(USPAT)	ADJ	ON	ON	2019/12/31 05:12 PM
L158	291	fractus.as.	(US-PGPUB; USPAT; DERWENT; IBM_TDB)	ADJ	ON	ON	2019/12/31 11:06 PM
L159	291	(PUENTE near2 BALIARDA near2 Carles) or (MUMBRU near2 Josep) or (ILARIO near2 Jordi)	(US-PGPUB; USPAT; DERWENT; IBM_TDB)	ADJ	ON	ON	2019/12/31 11:06 PM
L160	417	L158 OR L159	(US-PGPUB; USPAT; DERWENT; IBM_TDB)	ADJ	ON	ON	2019/12/31 11:06 PM
L161	10	L160 and (complexity near2 factor).clm.	(US-PGPUB; USPAT)	ADJ	ON	ON	2019/12/31 11:06 PM
L162	291	fractus.as.	(US-PGPUB; USPAT; DERWENT; IBM_TDB)	ADJ	ON	ON	2020/01/02 10:49 AM
L163	291	(PUENTE near2 BALIARDA near2 Carles) or (MUMBRU	(US-PGPUB; USPAT; DERWENT; IBM_TDB)	ADJ	ON	ON	2020/01/02 10:49 AM

		near2 Josep) or (ILARIO near2 Jordi)					
L164	417	L162 OR L163	(US-PGPUB; USPAT; DERWENT; IBM_TDB)	ADJ	ON	ON	2020/01/02 10:49 AM
L165	4	L164 and (complexity near2 factor).clm.	(USPAT)	ADJ	ON	ON	2020/01/02 10:49 AM
L166	4	(US-10476134-$ or US-8738103-$ or US-9099773-$ or US-9899727-$).did.	(USPAT)	ADJ	ON	ON	2020/01/02 10:59 AM
L167	24	antenna near3 complexity near2 factor	(US-PGPUB; USPAT; DERWENT; IBM_TDB)	ADJ	ON	ON	2020/01/04 12:58 PM
L168	74	(complexity or convolut$4) near2 (factor or metric or indicator) with (antenna or transmitter or receiver or transceiver) and (@ad<"20060618" or @rlad<"20060618")	(US-PGPUB; USPAT)	ADJ	ON	ON	2020/01/04 12:58 PM
L169	115	("5451968"|"5453751"|"5453752"|"5457469"|"5471224"|"5493702"|"5495261"|"5508709"|"5534877"|"5537367"|"5557293"|"5569879"|"5608417"|"5619205"|"5627550"|"5646635"|"5657028"|"5680144"|"5684672"|"5703600"|"5712640"|"5767811"|"5784032"|"5790080"|"5798688"|"5808586"|"5809433"|"6127977"|"6130651"|"6131042"|"6138245"|"6140966"|"6140969"|"6140975"|"6141540"|"6147649"|"6147652"|"6147655"|"6157344"|"6160513"|"6166694"|"6172618"|"6181281"|"6181284"|"6195048"|"6198442"|"6201501"|"6204826"|"6211824"|"6211826"|"6211889"|"6215474"|"6218992"|"6236366"|"6236372"|"6239765"|"6243592"|"6255994"|"6259407"|"6266023"|"6266538"|"6271794"|"6272356"|"6275198"|"6281846"|"6281848"|"6285326"|"6285327"|"6285342"|"6288680"|"6292154"|"6300910"|"6300914"|"6301489"|"6307511"|"6307512"|"630	(US-PGPUB; USPAT)	ADJ	ON	ON	2020/01/04 12:59 PM

		7519"|"6664932"|"6680705"|"6697022"|"6697024"|"6707428"|"6716103"|"6741215"|"6756944"|"6762723"|"6784844"|"6801164"|"6806834"|"6831606"|"6839040"|"6903686"|"6928413"|"6967731"|"6989794"|"6992633"|"7015868"|"7030833"|"7068230"|"7069043"|"7075484"|"7091911"|"7148850"|"7151955"|"7183983"|"7202822"|"7229385"|"7265724"|"7394432"|"7397431"|"7511675"|"7528782"|"7548915"|"8738103"|"D441733").PN.					
L170	70	L169 AND ((H01Q1/243 OR H01Q1/36 OR H01Q9/0407 OR H01Q1/242 OR H01Q1/241 OR H01Q5/50 OR H04B1/3833 OR H04B1/005).CPC.)	(US-PGPUB; USPAT)	ADJ	ON	ON	2020/01/04 12:59 PM
L171	20	L168 AND ((H04B1/7115 OR H04B7/0413 OR H04L27/201 OR H04L1/0045 OR H01Q1/245).CPC.)	(US-PGPUB; USPAT)	ADJ	ON	ON	2020/01/04 01:04 PM
L174	303	fractus.as.	(US-PGPUB; USPAT; DERWENT; IBM_TDB)	ADJ	ON	ON	2020/08/26 03:07 PM
L175	302	(PUENTE near2 BALIARDA near2 Carles) or (MUMBRU near2 Josep) or (ILARIO near2 Jordi)	(US-PGPUB; USPAT; DERWENT; IBM_TDB)	ADJ	ON	ON	2020/08/26 03:07 PM
L176	434	L174 OR L175	(US-PGPUB; USPAT; DERWENT; IBM_TDB)	ADJ	ON	ON	2020/08/26 03:07 PM
L177	11	((complexity or convolut$4) near2 (factor or metric or indicator) with (antenna or transmitter or receiver or transceiver)).clm. and L176	(US-PGPUB; USPAT)	ADJ	ON	ON	2020/08/26 03:07 PM
L178	17188	(antenna or transmitter or transceiver) with complexity	(US-PGPUB; USPAT; USOCR)	ADJ	OFF	OFF	2020/08/26 03:18 PM
L179	270	L178 and (antenna or	(US-PGPUB; USPAT;	ADJ	OFF	OFF	2020/08/26

		transmitter or transceiver) with (tri$1band or quad$band or (three or "3" or four) near2 (band or frequency)) and (@ad<"20060618" or @rlad<"20060618")	USOCR)				03:18 PM
L180	278	phone with antenna and antenna with contour and (multiple or multi or plural$4) with antenna	(US-PGPUB; USPAT; DERWENT; IBM_TDB)	ADJ	ON	ON	2020/08/26 03:18 PM
L181	246	("20010002823"|"20010033250"|"20010050636"|"20020000940"|"20020000942"|"20020000944"|"20020036594"|"20020105468"|"20020109633"|"20020126051"|"20020126054"|"20020126055"|"20020140615"|"20020149519"|"20020164986"|"20020175211"|"20020175866"|"20020175879"|"20020190904"|"20030025637"|"20030064750"|"20030090421"|"20030098814"|"20030137461"|"20030189518"|"20030210200"|"20030228892"|"20040009755"|"20040027295"|"20040029581"|"20040056985"|"20040085244"|"20040090372"|"20040095289"|"20040110479"|"20040119644"|"20040145527"|"20040176025"|"20040198436"|"20040204008"|"20040204126"|"20040212545"|"20040214541"|"20050001767"|"20050017910"|"20050041624"|"20050057398"|"20050069069"|"20050075098"|"20050088340"|"20050107052"|"20050136958"|"20050153709"|"20050156785"|"20050157807"|"20050176390"|"20050181826"|"20050184909"|"20050192009"|"20050195112"|"20050195273"|"20050201307"|"20050231439"|"20050233705"|"20050239446"|"20050259	(US-PGPUB; USPAT)	ADJ	ON	ON	2020/08/26 05:30 PM

		31"|"20050264453"|"20 050270995"|"20060001 576"|"20060015664"|"2 0060019730"|"2006003 1616"|"20060031886"|" 20060033668"|"200600 44195"|"20060050473"| "20060050859"|"20060 060068"|"20060077115 "|"20060077310"|"2006 0082505"|"2006012186 5"|"20060290573"|"200 70013589"|"200702293 83"|"3079602"|"352128 4"|"3599214"|"3622890" |"3683376"|"3683379"|" 3689929"|"3818490"|"3 967276"|"3969730"|"40 21810"|"4024542"|"403 8662"|"4072951"|"4131 893"|"4141016"|"43181 09"|"4356492"|"438156 6"|"4471358"|"4471493" |"4504834"|"4536725"|" 4543581"|"4571595"|"4 584709"|"4608572"|"46 23894"|"4628322"|"467 3948"|"4723305"|"4730 195"|"4752968"|"48272 66"|"4827271"|"483966 0"|"4843468"|"4847629" |"4849766"|"4857939"|" 4860019"|"4890114"|"4 894663"|"4907011"|"49 12481"|"4975711"|"503 0963"|"5138328"|"5168 472"|"5172084"|"52007 56"|"5212742"|"521443 4"|"5218370"|"5227804" |"5227808"|"5245350"|" 5248988"|"5255002"|"5 257032"|"5307075"|"53 37063"|"5337065"|"534 7291"|"5355144"|"5355 318"|"5363114"|"53733 00"|"5402134"|"541032 2"|"5420599"|"5422651" |"5451965"|"5451968"|" 5453751"|"5453752"|"5 457469"|"5471224"|"54 93702"|"5495261"|"550 8709"|"5534877"|"5537 367"|"5557293"|"55698 79"|"5608417"|"561920 5"|"5627550"|"5646635" |"5657028"|"5680144"|" 5684672"|"5703600"|"5 712640"|"5767811"|"57					

		84032"|"5790080"|"5798688"|"5808586"|"5809433"|"5821907"|"5838285"|"5841402"|"5841403"|"5870066"|"5872546"|"5898404"|"5903240"|"5918183"|"5926139"|"5926141"|"5929825"|"5936583"|"5936587"|"5943020"|"5966098"|"5973651"|"5986609"|"5986610"|"5986615"|"5990838"|"5995052"|"6002367"|"6005524"|"6008764"|"6011518"|"6011699"|"6016130"|"6028567"|"6028568"|"6031495"|"6031499"|"6031505"|"6040803"|"6058211"|"6069592"|"6072434"|"6075489"|"6075500"|"6078294"|"6081237"|"6087990"|"6091365"|"6094179"|"6097339"|"6097345"|"6104349"|"6107920"|"6111545"|"6122533"|"6127977"|"6130651"|"6131042"|"6138245"|"6140966"|"6140969"|"6140975"|"6141540"|"6147649"|"6147652"|"6147655").PN.					
L182	129	("6157344"|"6160513"|"6166694"|"6172618"|"6181281"|"6181284"|"6195048"|"6198442"|"6201501"|"6204826"|"6211824"|"6211826"|"6211889"|"6215474"|"6218992"|"6236366"|"6236372"|"6239765"|"6243592"|"6255994"|"6259407"|"6266023"|"6266538"|"6271794"|"6272356"|"6275198"|"6281846"|"6281848"|"6285326"|"6285327"|"6285342"|"6288680"|"6292154"|"6300910"|"6300914"|"6301489"|"6307511"|"6307512"|"6307519"|"6317083"|"6320543"|"6326919"|"6327485"|"6329951"|"6329954"|"6329962"|"6333716"|"6333719"|"6343208"|"6346914"|"6348892"|"6352434"|"6353443"|"6360105"|"6366243"|"6	(US-PGPUB; USPAT)	ADJ	ON	ON	2020/08/26 05:30 PM

		367939"|"6373447"|"63 80899"|"6380902"|"638 4790"|"6388626"|"6392 610"|"6396444"|"64077 10"|"6408190"|"641781 0"|"6417816"|"6421013" |"6431712"|"6445352"|" 6452549"|"6452553"|"6 452556"|"6470174"|"64 76766"|"6476769"|"648 0159"|"6483462"|"6496 154"|"6498586"|"64985 88"|"6525691"|"653860 4"|"6552690"|"6573867" |"6597319"|"6603434"|" 6618017"|"6650294"|"6 664932"|"6680705"|"66 97022"|"6697024"|"670 7428"|"6716103"|"6741 215"|"6756944"|"67627 23"|"6784844"|"680116 4"|"6806834"|"6831606" |"6839040"|"6903686"|" 6928413"|"6967731"|"6 989794"|"6992633"|"70 15868"|"7030833"|"706 8230"|"7069043"|"7075 484"|"7091911"|"71488 50"|"7151955"|"718398 3"|"7202822"|"7229385" |"7265724"|"7394432"|" 7397431"|"7511675"|"7 528782"|"7548915"|"87 38103"|"9099773"|"989 9727"|"D441733").PN.					
L183	250	L181 or L182 and (complexity near2 (factor or metric or indicator))	(US-PGPUB; USPAT)	ADJ	ON	ON	2020/08/26 05:38 PM
L184	250	L181 or L182 and (complex$4 near2 (factor or metric or indicator))	(US-PGPUB; USPAT)	ADJ	ON	ON	2020/08/26 05:39 PM
L185	4	(L181 or L182) and (complex$4 near2 (factor or metric or indicator))	(US-PGPUB; USPAT)	ADJ	ON	ON	2020/08/26 05:42 PM
L186	4	(L181 or L182) and (complex$4 near2 (factor or metric or indicator or level))	(US-PGPUB; USPAT)	ADJ	ON	ON	2020/08/26 05:42 PM
L187	9	"11614429"	(US-PGPUB; USPAT; USOCR)	ADJ	OFF	OFF	2020/08/26 06:21 PM
L190	74	(complexity or convolut$4) near2 (factor or metric or	(US-PGPUB; USPAT)	ADJ	ON	ON	2020/08/26 11:31 PM

		indicator) with (antenna or transmitter or receiver or transceiver) and (@ad<"20060618" or @rlad<"20060618")					
L191	20	L190 AND ((H04B1/7115 OR H04B7/0413 OR H04L27/201 OR H04L1/0045 OR H01Q1/245).CPC.)	(US-PGPUB; USPAT)	ADJ	ON	ON	2020/08/26 11:31 PM
L192	115	("5451968"|"5453751"|"5453752"|"5457469"|"5471224"|"5493702"|"5495261"|"5508709"|"5534877"|"5537367"|"5557293"|"5569879"|"5608417"|"5619205"|"5627550"|"5646635"|"5657028"|"5680144"|"5684672"|"5703600"|"5712640"|"5767811"|"5784032"|"5790080"|"5798688"|"5808586"|"5809433"|"6127977"|"6130651"|"6131042"|"6138245"|"6140966"|"6140969"|"6140975"|"6141540"|"6147649"|"6147652"|"6147655"|"6157344"|"6160513"|"6166694"|"6172618"|"6181281"|"6181284"|"6195048"|"6198442"|"6201501"|"6204826"|"6211824"|"6211826"|"6211889"|"6215474"|"6218992"|"6236366"|"6236372"|"6239765"|"6243592"|"6255994"|"6259407"|"6266023"|"6266538"|"6271794"|"6272356"|"6275198"|"6281846"|"6281848"|"6285326"|"6285327"|"6285342"|"6288680"|"6292154"|"6300910"|"6300914"|"6301489"|"6307511"|"6307512"|"6307519"|"6664932"|"6680705"|"6697022"|"6697024"|"6707428"|"6716103"|"6741215"|"6756944"|"6762723"|"6784844"|"6801164"|"6806834"|"6831606"|"6839040"|"6903686"|"6928413"|"6967731"|"6989794"|"6992633"|"7015868"|"70308	(US-PGPUB; USPAT)	ADJ	ON	ON	2020/08/26 11:32 PM

		33"|"7068230"|"7069043"|"7075484"|"7091911"|"7148850"|"7151955"|"7183983"|"7202822"|"7229385"|"7265724"|"7394432"|"7397431"|"7511675"|"7528782"|"7548915"|"8738103"|"D441733").PN.					
L193	70	L192 AND ((H01Q1/243 OR H01Q1/36 OR H01Q9/0407 OR H01Q1/242 OR H01Q1/241 OR H01Q5/50 OR H04B1/3833 OR H04B1/005).CPC.)	(US-PGPUB; USPAT)	ADJ	ON	ON	2020/08/26 11:32 PM
L196	4	"11614429"	(USPAT)	ADJ	OFF	OFF	2020/08/27 09:39 AM
L197	0	antenna with contour with (four or "4" or five or "5") with diagonal and (@ad<"20060618" or @rlad<"20060618")	(US-PGPUB; USPAT; USOCR)	ADJ	OFF	OFF	2020/08/27 10:15 AM
L198	10	"11614429"	(US-PGPUB; USPAT; USOCR)	ADJ	OFF	OFF	2020/12/17 03:24 PM
L199	4	"11614429"	(USPAT)	ADJ	OFF	OFF	2020/12/17 03:24 PM
L200	17657	(antenna or transmitter or transceiver) with complexity	(US-PGPUB; USPAT; USOCR)	ADJ	OFF	OFF	2020/12/17 10:15 PM
L201	270	L200 and (antenna or transmitter or transceiver) with (tri$1band or quad$band or (three or "3" or four) near2 (band or frequency)) and (@ad<"20060618" or @rlad<"20060618")	(US-PGPUB; USPAT; USOCR)	ADJ	OFF	OFF	2020/12/17 10:15 PM
L202	249	("20010002823"|"20010033250"|"20010050636"|"20020000940"|"20020000942"|"20020036594"|"20020105468"|"20020109633"|"20020126051"|"20020126054"|"20020126055"|"20020140615"|"20020149519"|"20020164986"|"20020175211"|"20020175866"|"20020175879"|"20020190904"|"20030025637"|"20030064750"|"20030	(US-PGPUB; USPAT)	ADJ	OFF	OFF	2020/12/17 10:15 PM

		090421"|"20030098814 "|"20030189518"|"2003 0210200"|"2003022889 2"|"20040009755"|"200 40027295"|"200400295 81"|"20040056985"|"20 040085244"|"20040090 372"|"20040095289"|"2 0040110479"|"2004011 9644"|"20040176025"|" 20040198436"|"200402 04008"|"20040204126"| "20040212545"|"20040 214541"|"20050017910 "|"20050041624"|"2005 0057398"|"2005006906 9"|"20050075098"|"200 50088340"|"200501070 52"|"20050136958"|"20 050153709"|"20050156 785"|"20050157807"|"2 0050181826"|"2005019 2009"|"20050195112"|" 20050195273"|"200502 01307"|"20050231439"| "20050233705"|"20050 239446"|"20050259031 "|"20050264453"|"2005 0270995"|"2006000157 6"|"20060015664"|"200 60019730"|"200600316 16"|"20060031886"|"20 060033668"|"20060050 473"|"20060050859"|"2 0060060068"|"2006007 7115"|"20060077310"|" 20060290573"|"200700 13589"|"20070229383"| "3079602"|"3521284"|"3 599214"|"3622890"|"36 83376"|"3683379"|"368 9929"|"3818490"|"3967 276"|"3969730"|"40218 10"|"4024542"|"403866 2"|"4072951"|"4131893" |"4141016"|"4318109"|" 4356492"|"4381566"|"4 471358"|"4471493"|"45 04834"|"4536725"|"454 3581"|"4571595"|"4584 709"|"4608572"|"46238 94"|"4628322"|"467394 8"|"4723305"|"4730195" |"4752968"|"4827266"|" 4827271"|"4839660"|"4 843468"|"4847629"|"48 49766"|"4857939"|"486 0019"|"4890114"|"4894					

		663"|"4907011"|"49124 81"|"4975711"|"503096 3"|"5138328"|"5168472" |"5172084"|"5200756"|" 5212742"|"5214434"|"5 218370"|"5227804"|"52 27808"|"5245350"|"524 8988"|"5255002"|"5257 032"|"5307075"|"53370 63"|"5337065"|"534729 1"|"5355144"|"5355318" |"5363114"|"5373300"|" 5402134"|"5410322"|"5 420599"|"5422651"|"54 51965"|"5451968"|"545 3751"|"5453752"|"5457 469"|"5471224"|"54937 02"|"5495261"|"550870 9"|"5534877"|"5537367" |"5557293"|"5569879"|" 5608417"|"5619205"|"5 627550"|"5646635"|"56 57028"|"5680144"|"568 4672"|"5703600"|"5712 640"|"5767811"|"57840 32"|"5790080"|"579868 8"|"5808586"|"5809433" |"5821907"|"5838285"|" 5841402"|"5841403"|"5 870066"|"5872546"|"58 98404"|"5903240"|"591 8183"|"5926139"|"5926 141"|"5929825"|"59365 83"|"5936587"|"594302 0"|"5966098"|"5973651" |"5986609"|"5986610"|" 5986615"|"5990838"|"5 995052"|"6002367"|"60 05524"|"6008764"|"601 1518"|"6011699"|"6016 130"|"6028567"|"60285 68"|"6031495"|"603149 9"|"6031505"|"6040803" |"6058211"|"6069592"|" 6072434"|"6075489"|"6 075500"|"6078294"|"60 81237"|"6087990"|"609 1365"|"6094179"|"6097 339"|"6097345"|"61043 49"|"6107920"|"611154 5"|"6122533"|"6127977" |"6130651"|"6131042"|" 6138245"|"6140966"|"6 140969"|"6140975"|"61 41540"|"6147649"|"614 7652"|"6147655"|"6157 344"|"6160513"|"61666 94"|"6172618"|"618128					

		1"|"6181284"|"6195048"|"6198442"|"6201501"|"6204826"|"6211824"|"6211826").PN.					
L203	115	("6211889"|"6215474"|"6218992"|"6236366"|"6236372"|"6239765"|"6243592"|"6255994"|"6259407"|"6266023"|"6266538"|"6271794"|"6272356"|"6275198"|"6281846"|"6281848"|"6285326"|"6285327"|"6285342"|"6288680"|"6292154"|"6300910"|"6300914"|"6301489"|"6307511"|"6307512"|"6307519"|"6317083"|"6320543"|"6326919"|"6327485"|"6329951"|"6329954"|"6329962"|"6333716"|"6333719"|"6343208"|"6346914"|"6348892"|"6352434"|"6353443"|"6360105"|"6366243"|"6367939"|"6373447"|"6380899"|"6380902"|"6384790"|"6388626"|"6392610"|"6396444"|"6407710"|"6408190"|"6417810"|"6417816"|"6421013"|"6431712"|"6445352"|"6452549"|"6452553"|"6452556"|"6470174"|"6476766"|"6476769"|"6480159"|"6483462"|"6496154"|"6498586"|"6498588"|"6525691"|"6538604"|"6552690"|"6573867"|"6597319"|"6603434"|"6618017"|"6650294"|"6664932"|"6680705"|"6697022"|"6697024"|"6707428"|"6716103"|"6741215"|"6756944"|"6762723"|"6784844"|"6801164"|"6806834"|"6831606"|"6839040"|"6903686"|"6928413"|"6967731"|"6989794"|"6992633"|"7015868"|"7030833"|"7068230"|"7069043"|"7075484"|"7091911"|"7148850"|"7151955"|"7183983"|"7202822"|"7229385"|"7265724"|"7394432"|"7397431"|"7511675"|"7528782"|"7548915"|"8738103"|"D4417	(US-PGPUB; USPAT)	ADJ	OFF	OFF	2020/12/17 10:15 PM

		33").PN.					
L204	364	L202 OR L203	(US-PGPUB; USPAT; DERWENT)	ADJ	OFF	OFF	2020/12/17 10:15 PM
L205	14466	(multi$1band or multiple band or tri$1band or triple band or quad$1band) near3 (antenna or transceiver or receiver or transmitter)	(US-PGPUB; USPAT; DERWENT)	ADJ	OFF	OFF	2020/12/17 10:15 PM
L206	67	L204 and L205	(US-PGPUB; USPAT; DERWENT)	ADJ	OFF	OFF	2020/12/17 10:15 PM
L207	5	(US-20050176390-$ or US-20020000944-$ or US-20040145527-$).did. or (US-6989794-$ or US-6452553-$).did.	(US-PGPUB; USPAT)	ADJ	ON	ON	2020/12/18 07:23 PM
L208	5	L207 AND ((H01Q1/36 OR H01Q1/243 OR H01Q13/16 OR H01Q19/005 OR H01Q21/30 OR H01Q9/42).CPC.)	(US-PGPUB; USPAT)	ADJ	ON	ON	2020/12/18 07:23 PM
L210	74	(complexity or convolut$4) near2 (factor or metric or indicator) with (antenna or transmitter or receiver or transceiver) and (@ad<"20060618" or @rlad<"20060618")	(US-PGPUB; USPAT)	ADJ	ON	ON	2021/04/17 01:56 AM
L211	1395	(phone or laptop or mobile or portable or cellular or radio) with (antenna) near2 (four or quad)	(US-PGPUB; USPAT; USOCR)	ADJ	OFF	OFF	2021/04/17 01:56 AM
L212	15	antenna with (tri or triple or three or quad or four) with (band or spectrum) and L211 and ("455" or "370").clas. and (@ad<"20060618" or @rlad<"20060618")	(US-PGPUB; USPAT; USOCR)	ADJ	OFF	OFF	2021/04/17 01:56 AM
L213	94	phone near2 antenna and antenna with contour and (multiple or multi or plural$4) with antenna	(US-PGPUB; USPAT; DERWENT; IBM_TDB)	ADJ	ON	ON	2021/04/17 01:57 AM
L214	14	(US-20050195112-$ or US-20160099496-$ or US-20060121865-$ or US-20040204007-$ or US-20060082505-$ or US-20050259013-$ or US-20080252536-$ or	(US-PGPUB; USPAT)	ADJ	OFF	OFF	2021/04/17 01:58 AM

		US-20050001767-$ or US-20020000944-$ or US-20040145527-$ or US-20060044195-$ or US-20050176390-$).did. or (US-7848781-$ or US-6452553-$).did.					
L215	12	"11614429"	(US-PGPUB; USPAT; USOCR)	ADJ	OFF	OFF	2022/03/08 03:00 PM
L216	11	"9099773"	(US-PGPUB; USPAT; DERWENT; IBM_TDB)	ADJ	ON	ON	2022/03/08 03:24 PM
L217	41	"8738103"	(US-PGPUB; USPAT; DERWENT; IBM_TDB)	ADJ	ON	ON	2022/03/08 03:24 PM
L218	374	("20010002823" | "20010033250" | "20010050636" | "20020000940" | "20020000942" | "20020036594" | "20020105468" | "20020109633" | "20020126051" | "20020126054" | "20020126055" | "20020140615" | "20020149519" | "20020164986" | "20020175211" | "20020175866" | "20020175879" | "20020190904" | "20030025637" | "20030064750" | "20030090421" | "20030098814" | "20030189518" | "20030210200" | "20030228892" | "20040009755" | "20040027295" | "20040029581" | "20040056985" | "20040085244" | "20040090372" | "20040095289" | "20040110479" | "20040119644" | "20040176025" | "20040198436" | "20040204008" | "20040204126" | "20040212545" | "20040214541" | "20050017910" | "20050041624" | "20050057398" | "20050069069" |	(US-PGPUB; USPAT; USOCR)	ADJ	ON	ON	2022/03/08 03:24 PM

		"20050075098" | "20050088340" | "20050107052" | "20050136958" | "20050153709" | "20050156785" | "20050157807" | "20050181826" | "20050192009" | "20050195112" | "20050195273" | "20050201307" | "20050231439" | "20050233705" | "20050239446" | "20050259031" | "20050264453" | "20050270995" | "20060001576" | "20060015664" | "20060019730" | "20060031616" | "20060031886" | "20060033668" | "20060050473" | "20060050859" | "20060060068" | "20060077115" | "20060077310" | "20060290573" | "20070013589" | "20070229383" | "3079602" | "3521284" | "3599214" | "3622890" | "3683376" | "3683379" | "3689929" | "3818490" | "3967276" | "3969730" | "4021810" | "4024542" | "4038662" | "4072951" | "4131893" | "4141016" | "4318109" | "4356492" | "4381566" | "4471358" | "4471493" | "4504834" | "4536725").PN. OR ("4543581" | "4571595" | "4584709" | "4590614" | "4608572" | "4623894" | "4628322" | "4673948" | "4723305" | "4730195" | "4752968" | "4827266" | "4827271" | "4839660" | "4843468" | "4847629" | "4849766" | "4857939" | "4860019" | "4890114" | "4894663" | "4907011" | "4912481" | "4975711" | "5030963" | "5138328" | "5168472" | "5172084"					

		| "5200756" | "5212488" | "5212742" | "5214434" | "5218370" | "5227804" | "5227808" | "5245350" | "5248988" | "5255002" | "5257032" | "5307075" | "5337063" | "5337065" | "5347291" | "5355144" | "5355318" | "5363114" | "5373300" | "5402134" | "5410322" | "5420599" | "5422651" | "5451965" | "5451968" | "5453751" | "5453752" | "5457469" | "5471224" | "5493702" | "5495261" | "5508709" | "5534877" | "5537367" | "5557293" | "5569879" | "5608417" | "5619205" | "5627550" | "5646635" | "5657028" | "5680144" | "5684672" | "5703600" | "5712640" | "5767811" | "5784032" | "5790080" | "5798688" | "5808586" | "5809433" | "5821907" | "5838285" | "5841402" | "5841403" | "5870066" | "5872546" | "5898404" | "5903240" | "5918183" | "5926139" | "5926141" | "5929825" | "5936583" | "5936587" | "5943020" | "5966098" | "5973651" | "5986609" | "5986610" | "5986615" | "5990838" | "5995052" | "6002367" | "6005524" | "6008764" | "6011518" | "6011699" | "6016130" | "6028567" | "6028568" | "6031495" | "6031499" | "6031505" | "6040803" | "6058211" | "6069592" | "6072434" | "6075489" | "6075500" | "6078294" | "6081237" | "6087990" | "6091365" | "6094179" | "6097339" | "6097345").PN. OR ("6104349" | "6107920" | "6111545" | "6122533" | "6127977" | "6130651" | "6131042" | "6138245" | "6140966" | "6140969" | "6140975" | "6141540" | "6147649" | "6147652" | "6147655" | "6157344" | "6160513" | "6166694"					

		| "6172618" | "6181281" | "6181284" | "6195048" | "6198442" | "6201501" | "6204826" | "6211824" | "6211826" | "6211889" | "6215474" | "6218992" | "6236366" | "6236372" | "6239765" | "6243592" | "6255994" | "6259407" | "6266023" | "6266538" | "6271794" | "6272356" | "6275198" | "6281846" | "6281848" | "6285326" | "6285327" | "6285342" | "6288680" | "6292154" | "6300910" | "6300914" | "6301489" | "6307511" | "6307512" | "6307519" | "6317083" | "6320543" | "6326919" | "6327485" | "6329951" | "6329954" | "6329962" | "6333716" | "6333719" | "6343208" | "6346914" | "6348892" | "6352434" | "6353443" | "6360105" | "6366243" | "6367939" | "6373447" | "6380899" | "6380902" | "6384790" | "6388626" | "6392610" | "6396444" | "6407710" | "6408190" | "6417810" | "6417816" | "6421013" | "6431712" | "6445352" | "6452549" | "6452553" | "6452556" | "6470174" | "6476766" | "6476769" | "6480159" | "6483462" | "6496154" | "6498586" | "6498588" | "6525691" | "6538604" | "6552690" | "6573867" | "6597319" | "6603434" | "6618017" | "6650294" | "6664932" | "6680705" | "6697022" | "6697024" | "6707428" | "6716103" | "6741215" | "6756944" | "6762723" | "6784844" | "6801164" | "6806834" | "6831606" | "6839040" | "6903686" | "6928413" | "6967731" | "6989794" | "6992633" | "7015868" | "7030833").PN. OR ("7068230" | "7069043" | "7075484" | "7091911" | "7123208" | "7148850" | "7151955" | "7183983"					

		| "7202822" | "7229385" | "7265724" | "7394432" | "7397431" | "7511675" | "7528782" | "7548915" | "8738103" | "D441733" | "H001631").PN. OR ("9099773").URPN.					
L219	393	("20010002823" | "20010033250" | "20010050636" | "20020000940" | "20020000942" | "20020036594" | "20020105468" | "20020109633" | "20020126051" | "20020126054" | "20020126055" | "20020140615" | "20020149519" | "20020164986" | "20020175211" | "20020175866" | "20020175879" | "20020190904" | "20030025637" | "20030064750" | "20030090421" | "20030098814" | "20030189518" | "20030210200" | "20030228892" | "20040009755" | "20040027295" | "20040029581" | "20040056985" | "20040085244" | "20040090372" | "20040095289" | "20040110479" | "20040119644" | "20040176025" | "20040198436" | "20040204008" | "20040204126" | "20040212545" | "20040214541" | "20050017910" | "20050041624" | "20050057398" | "20050069069" | "20050075098" | "20050088340" | "20050107052" | "20050136958" | "20050153709" | "20050156785" | "20050157807" |	(US-PGPUB; USPAT; USOCR)	ADJ	ON	ON	2022/03/08 03:24 PM

		"20050181826" | "20050192009" | "20050195112" | "20050195273" | "20050201307" | "20050231439" | "20050233705" | "20050239446" | "20050259031" | "20050264453" | "20050270995" | "20060001576" | "20060015664" | "20060019730" | "20060031616" | "20060031886" | "20060033668" | "20060050473" | "20060050859" | "20060060068" | "20060077115" | "20060077310" | "20060290573" | "20070013589" | "20070229383" | "3079602" | "3521284" | "3599214" | "3622890" | "3683376" | "3683379" | "3689929" | "3818490" | "3967276" | "3969730" | "4021810" | "4024542" | "4038662" | "4072951" | "4131893" | "4141016" | "4318109" | "4356492" | "4381566" | "4471358" | "4471493" | "4504834" | "4536725").PN. OR ("4543581" | "4571595" | "4584709" | "4590614" | "4608572" | "4623894" | "4628322" | "4673948" | "4723305" | "4730195" | "4752968" | "4827266" | "4827271" | "4839660" | "4843468" | "4847629" | "4849766" | "4857939" | "4860019" | "4890114" | "4894663" | "4907011" | "4912481" | "4975711" | "5030963" | "5138328" | "5168472" | "5172084" | "5200756" | "5212742" | "5214434" | "5218370" | "5227804" | "5227808" | "5245350" | "5248988" | "5255002" | "5257032" | "5307075" | "5337063" | "5337065" | "5347291"						

		| "5355144" | "5355318" | "5363114" | "5373300" | "5402134" | "5410322" | "5420599" | "5422651" | "5451965" | "5451968" | "5453751" | "5453752" | "5457469" | "5471224" | "5493702" | "5495261" | "5508709" | "5534877" | "5537367" | "5557293" | "5569879" | "5608417" | "5619205" | "5627550" | "5646635" | "5657028" | "5680144" | "5684672" | "5703600" | "5712640" | "5767811" | "5784032" | "5790080" | "5798688" | "5808586" | "5809433" | "5821907" | "5838285" | "5841402" | "5841403" | "5870066" | "5872546" | "5898404" | "5903240" | "5918183" | "5926139" | "5926141" | "5929825" | "5936583" | "5936587" | "5943020" | "5966098" | "5973651" | "5986609" | "5986610" | "5986615" | "5990838" | "5995052" | "6002367" | "6005524" | "6008764" | "6011518" | "6011699" | "6016130" | "6028567" | "6028568" | "6031495" | "6031499" | "6031505" | "6040803" | "6058211" | "6069592" | "6072434" | "6075489" | "6075500" | "6078294" | "6081237" | "6087990" | "6091365" | "6094179" | "6097339" | "6097345" | "6104349").PN. OR ("6107920" | "6111545" | "6122533" | "6127977" | "6130651" | "6131042" | "6138245" | "6140966" | "6140969" | "6140975" | "6141540" | "6147649" | "6147652" | "6147655" | "6157344" | "6160513" | "6166694" | "6172618" | "6181281" | "6181284" | "6195048" | "6198442" | "6201501" | "6204826" | "6211824" | "6211826" | "6211889" | "6215474" | "6218992" | "6236366" | "6236372" | "6239765"					

		| "6243592" | "6255994" | "6259407" | "6266023" | "6266538" | "6271794" | "6272356" | "6275198" | "6281846" | "6281848" | "6285326" | "6285327" | "6285342" | "6288680" | "6292154" | "6300910" | "6300914" | "6301489" | "6307511" | "6307512" | "6307519" | "6317083" | "6320543" | "6326919" | "6327485" | "6329951" | "6329954" | "6329962" | "6333716" | "6333719" | "6343208" | "6346914" | "6348892" | "6352434" | "6353443" | "6360105" | "6366243" | "6367939" | "6373447" | "6380899" | "6380902" | "6384790" | "6388626" | "6392610" | "6396444" | "6407710" | "6408190" | "6417810" | "6417816" | "6421013" | "6431712" | "6445352" | "6452549" | "6452553" | "6452556" | "6470174" | "6476766" | "6476769" | "6480159" | "6483462" | "6496154" | "6498586" | "6498588" | "6525691" | "6538604" | "6552690" | "6573867" | "6597319" | "6603434" | "6618017" | "6650294" | "6664932" | "6680705" | "6697022" | "6697024" | "6707428" | "6716103" | "6741215" | "6756944" | "6762723" | "6784844" | "6801164" | "6806834" | "6831606" | "6839040" | "6903686" | "6928413" | "6967731" | "6989794" | "6992633" | "7015868" | "7030833" | "7068230").PN. OR ("7069043" | "7075484" | "7091911" | "7123208" | "7148850" | "7151955" | "7183983" | "7202822" | "7229385" | "7265724" | "7394432" | "7397431" | "7511675" | "7528782" | "7548915" | "D441733" | "H001631").PN. OR ("8738103").URPN.				
L220	249	("20010002823"|"20010	(US-PGPUB; USPAT)	ADJ	ON	ON	2022/03/08

		033250"|"20010050636"|"20020000940"|"20020000942"|"2002003659 4"|"20020105468"|"20020109633"|"20020126051"|"20020126054"|"20020126055"|"20020140615"|"20020149519"|"20020164986"|"20020175211"|"20020175866"|"20020175879"|"20020190904"|"20030025637"|"20030064750"|"20030090421"|"20030098814"|"20030189518"|"20030210200"|"20030228892"|"20040009755"|"20040027295"|"20040029581"|"20040056985"|"20040085244"|"20040090372"|"20040095289"|"20040110479"|"20040119644"|"20040176025"|"20040198436"|"20040204008"|"20040204126"|"20040212545"|"20040214541"|"20050017910"|"20050041624"|"20050057398"|"20050069069"|"20050075098"|"20050088340"|"20050107052"|"20050136958"|"20050153709"|"20050156785"|"3079602"|"3521284"|"3599214"|"3622890"|"3683376"|"3683379"|"3689929"|"3818490"|"3967276"|"3969730"|"4021810"|"4024542"|"4038662"|"4072951"|"4131893"|"4141016"|"4318109"|"4356492"|"4381566"|"4471358"|"4471493"|"4504834"|"4536725"|"4543581"|"4571595"|"4584709"|"4608572"|"4623894"|"4628322"|"4673948"|"4723305"|"4730195"|"4752968"|"4827266"|"4827271"|"4839660"|"4843468"|"4847629"|"4849766"|"4857939"|"4860019"|"4890114"|"4894663"|"4907011"|"4912481"|"4975711"|"5030963"|"5138328"|"5168472"|"5172084"|"5821907"|"5838285"|"58414					03:24 PM

		02"|"5841403"|"587006 6"|"5872546"|"5898404" |"5903240"|"5918183"|" 5926139"|"5926141"|"5 929825"|"5936583"|"59 36587"|"5943020"|"596 6098"|"5973651"|"5986 609"|"5986610"|"59866 15"|"5990838"|"599505 2"|"6002367"|"6005524" |"6008764"|"6011518"|" 6011699"|"6016130"|"6 028567"|"6028568"|"60 31495"|"6031499"|"603 1505"|"6040803"|"6058 211"|"6069592"|"60724 34"|"6075489"|"607550 0"|"6078294"|"6081237" |"6087990"|"6091365"|" 6094179"|"6097339"|"6 097345"|"6104349"|"61 07920"|"6111545"|"612 2533"|"6317083"|"6320 543"|"6326919"|"63274 85"|"6329951"|"632995 4"|"6329962"|"6333716" |"6333719"|"6343208"|" 6346914"|"6348892"|"6 352434"|"6353443"|"63 60105"|"6366243"|"636 7939"|"6373447"|"6380 899"|"6380902"|"63847 90"|"6388626"|"639261 0"|"6396444"|"6407710" |"6408190"|"6417810"|" 6417816"|"6421013"|"6 431712"|"6445352"|"64 52549"|"6452553"|"645 2556"|"6470174"|"6476 766"|"6476769"|"64801 59"|"6483462"|"649615 4"|"6498586"|"6498588" |"6525691"|"6538604"|" 6552690"|"6573867"|"6 597319"|"6603434"|"66 18017"|"6650294"|"200 50157807"|"200501818 26"|"20050192009"|"20 050195112"|"20050195 273"|"20050201307"|"2 0050231439"|"2005023 3705"|"20050239446"|" 20050259031"|"200502 64453"|"20050270995"| "20060001576"|"20060 015664"|"20060019730 "|"20060031616"|"2006 0031886"|"2006003366					

		8"|"20060050473"|"20060050859"|"20060060068"|"20060077115"|"20060077310"|"20060290573"|"20070013589"|"20070229383"|"5200756"|"5212742"|"5214434"|"5218370"|"5227804"|"5227808"|"5245350"|"5248988"|"5255002"|"5257032"|"5307075"|"5337063"|"5337065"|"5347291"|"5355144"|"5355318"|"5363114"|"5373300"|"5402134"|"5410322"|"5420599"|"5422651"|"5451965").PN.					
L222	347	phone with antenna and antenna with contour and (multiple or multi or plural$4) with antenna	(US-PGPUB; USPAT; DERWENT; IBM_TDB)	ADJ	ON	ON	2022/03/08 03:24 PM
L223	12	"11614429"	(US-PGPUB; USPAT; USOCR)	ADJ	OFF	OFF	2022/03/08 03:24 PM
L224	368	("20010002823" | "20010033250" | "20010050636" | "20020000940" | "20020000942" | "20020036594" | "20020105468" | "20020109633" | "20020126051" | "20020126054" | "20020126055" | "20020140615" | "20020149519" | "20020164986" | "20020175211" | "20020175866" | "20020175879" | "20020190904" | "20030025637" | "20030064750" | "20030090421" | "20030098814" | "20030189518" | "20030210200" | "20030228892" | "20040009755" | "20040027295" | "20040029581" | "20040056985" | "20040085244" | "20040090372" | "20040095289" | "20040110479" | "20040119644" |	(US-PGPUB; USPAT; USOCR)	ADJ	OFF	OFF	2022/03/08 03:24 PM

		"20040176025" | "20040198436" | "20040204008" | "20040204126" | "20040212545" | "20040214541" | "20050017910" | "20050041624" | "20050057398" | "20050069069" | "20050075098" | "20050088340" | "20050107052" | "20050136958" | "20050153709" | "20050156785" | "20050157807" | "20050181826" | "20050192009" | "20050195112" | "20050195273" | "20050201307" | "20050231439" | "20050233705" | "20050239446" | "20050259031" | "20050264453" | "20050270995" | "20060001576" | "20060015664" | "20060019730" | "20060031616" | "20060031886" | "20060033668" | "20060050473" | "20060050859" | "20060060068" | "20060077115" | "20060077310" | "20060290573" | "20070013589" | "20070229383" | "3079602" | "3521284" | "3599214" | "3622890" | "3683376" | "3683379" | "3689929" | "3818490" | "3967276" | "3969730" | "4021810" | "4024542" | "4038662" | "4072951" | "4131893" | "4141016" | "4318109" | "4356492" | "4381566" | "4471358" | "4471493" | "4504834" | "4536725").PN. OR ("4543581" | "4571595" | "4584709" | "4590614" | "4608572" | "4623894" | "4628322" | "4673948"				

		| "4723305" | "4730195" | "4752968" | "4827266" | "4827271" | "4839660" | "4843468" | "4847629" | "4849766" | "4857939" | "4860019" | "4890114" | "4894663" | "4907011" | "4912481" | "4975711" | "5030963" | "5138328" | "5168472" | "5172084" | "5200756" | "5212742" | "5214434" | "5218370" | "5227804" | "5227808" | "5245350" | "5248988" | "5255002" | "5257032" | "5307075" | "5337063" | "5337065" | "5347291" | "5355144" | "5355318" | "5363114" | "5373300" | "5402134" | "5410322" | "5420599" | "5422651" | "5451965" | "5451968" | "5453751" | "5453752" | "5457469" | "5471224" | "5493702" | "5495261" | "5508709" | "5534877" | "5537367" | "5557293" | "5569879" | "5608417" | "5619205" | "5627550" | "5646635" | "5657028" | "5680144" | "5684672" | "5703600" | "5712640" | "5767811" | "5784032" | "5790080" | "5798688" | "5808586" | "5809433" | "5821907" | "5838285" | "5841402" | "5841403" | "5870066" | "5872546" | "5898404" | "5903240" | "5918183" | "5926139" | "5926141" | "5929825" | "5936583" | "5936587" | "5943020" | "5966098" | "5973651" | "5986609" | "5986610" | "5986615" | "5990838" | "5995052" | "6002367" | "6005524" | "6008764" | "6011518" | "6011699" | "6016130" | "6028567" | "6028568" | "6031495" | "6031499" | "6031505" | "6040803" | "6058211" | "6069592" | "6072434" | "6075489" | "6075500" | "6078294" | "6081237" | "6087990" | "6091365" | "6094179" | "6097339" | "6097345"				

		| "6104349").PN. OR ("6107920" | "6111545" | "6122533" | "6127977" | "6130651" | "6131042" | "6138245" | "6140966" | "6140969" | "6140975" | "6141540" | "6147649" | "6147652" | "6147655" | "6157344" | "6160513" | "6166694" | "6172618" | "6181281" | "6181284" | "6195048" | "6198442" | "6201501" | "6204826" | "6211824" | "6211826" | "6211889" | "6215474" | "6218992" | "6236366" | "6236372" | "6239765" | "6243592" | "6255994" | "6259407" | "6266023" | "6266538" | "6271794" | "6272356" | "6275198" | "6281846" | "6281848" | "6285326" | "6285327" | "6285342" | "6288680" | "6292154" | "6300910" | "6300914" | "6301489" | "6307511" | "6307512" | "6307519" | "6317083" | "6320543" | "6326919" | "6327485" | "6329951" | "6329954" | "6329962" | "6333716" | "6333719" | "6343208" | "6346914" | "6348892" | "6352434" | "6353443" | "6360105" | "6366243" | "6367939" | "6373447" | "6380899" | "6380902" | "6384790" | "6388626" | "6392610" | "6396444" | "6407710" | "6408190" | "6417810" | "6417816" | "6421013" | "6431712" | "6445352" | "6452549" | "6452553" | "6452556" | "6470174" | "6476766" | "6476769" | "6480159" | "6483462" | "6496154" | "6498586" | "6498588" | "6525691" | "6538604" | "6552690" | "6573867" | "6597319" | "6603434" | "6618017" | "6650294" | "6664932" | "6680705" | "6697022" | "6697024" | "6707428" | "6716103" | "6741215" | "6756944" | "6762723" | "6784844" | "6801164"					

		| "6806834" | "6831606" | "6839040" | "6903686" | "6928413" | "6967731" | "6989794" | "6992633" | "7015868" | "7030833" | "7068230").PN. OR ("7069043" | "7075484" | "7091911" | "7123208" | "7148850" | "7151955" | "7183983" | "7202822" | "7229385" | "7265724" | "7394432" | "7397431" | "7511675" | "7528782" | "7548915" | "D441733" | "H001631").PN.					
L228	1	(US-20080018543-$).did.	(US-PGPUB)	ADJ	OFF	OFF	2022/03/08 03:24 PM
L229	12	"11614429" and contour$4	(US-PGPUB; USPAT; USOCR)	ADJ	OFF	OFF	2022/03/08 03:24 PM
L230	12	"11614429" and (contour$4 or outlin$6 or length) with (time or four or "4")	(US-PGPUB; USPAT; USOCR)	ADJ	OFF	OFF	2022/03/08 03:24 PM
L231	12	"11614429" and contour with length	(US-PGPUB; USPAT; USOCR)	ADJ	OFF	OFF	2022/03/08 03:24 PM
L232	1409	(phone or laptop or mobile or portable or cellular or radio) with (antenna) near2 (four or quad)	(US-PGPUB; USPAT; USOCR)	ADJ	OFF	OFF	2022/03/08 03:24 PM
L233	257	antenna with (tri or triple or three or quad or four) with (band or spectrum) and L20	(US-PGPUB; USPAT; USOCR)	ADJ	OFF	OFF	2022/03/08 03:24 PM
L234	13	antenna with contour with (four or "4" or five or "5") with diagonal	(US-PGPUB; USPAT; USOCR)	ADJ	OFF	OFF	2022/03/08 03:24 PM
L235	0	antenna with contour with (four or "4" or five or "5") with diagonal and (@ad<"20060618" or @rlad<"20060618")	(US-PGPUB; USPAT; USOCR)	ADJ	OFF	OFF	2022/03/08 03:24 PM
L237	555	L24 and (antenna or transmitter or transceiver) with (tri$1band or quad$band or (three or "3" or four) near2 (band or frequency))	(US-PGPUB; USPAT; USOCR)	ADJ	OFF	OFF	2022/03/08 03:24 PM
L238	214	L24 and (antenna or transmitter or transceiver) with (tri$1band or quad$band or (three or	(US-PGPUB; USPAT; USOCR)	ADJ	OFF	OFF	2022/03/08 03:24 PM

		"3" or four) near2 (band or frequency)) and (@ad<"20060618" or @rlad<"20060618")					
L239	1767	(phone or laptop or mobile or portable or cellular or radio) with (antenna or transceiver or transmitter) near2 (four or quad)	(US-PGPUB; USPAT; USOCR)	ADJ	OFF	OFF	2022/03/08 03:24 PM
L241	104	L24 and (antenna or transmitter or transceiver) with (tri$1band or quad$band or (three or "3" or four) near2 (band or frequency)) and (@ad<"20060618" or @rlad<"20060618") and ("455" or "370").clas.	(US-PGPUB; USPAT; USOCR)	ADJ	OFF	OFF	2022/03/08 03:24 PM
L242	14	antenna with (tri or triple or three or quad or four) with (band or spectrum) and L20 and ("455" or "370").clas. and (@ad<"20060618" or @rlad<"20060618")	(US-PGPUB; USPAT; USOCR)	ADJ	OFF	OFF	2022/03/08 03:24 PM
L244	301	(compact or small or miniature) with antenna with (phone or cellular or portable) and (@ad<"20060618" or @rlad<"20060618") and antenna with (box or segment)	(US-PGPUB; USPAT; USOCR)	ADJ	OFF	OFF	2022/03/08 03:24 PM
L245	61	(compact or small or miniature) with antenna with (phone or cellular or portable) and (@ad<"20060618" or @rlad<"20060618") and antenna with (band or multi$1band or tri$1band or quad$1band or multiple band) and antenna with complexity	(US-PGPUB; USPAT; USOCR)	ADJ	OFF	OFF	2022/03/08 03:24 PM
L246	28	(compact or small or miniature) with antenna with (phone or cellular or portable) and (@ad<"20060618" or @rlad<"20060618") and antenna with (band or multi$1band or tri$1band or	(US-PGPUB; USPAT; USOCR)	ADJ	OFF	OFF	2022/03/08 03:24 PM

		quad$1band or multiple band) and antenna with contour$4					
L248	319	(PUENTE near2 BALIARDA near2 Carles) or (MUMBRU near2 Josep) or (ILARIO near2 Jordi)	(US-PGPUB; USPAT; DERWENT; IBM_TDB)	ADJ	ON	ON	2022/03/08 03:24 PM
L249	462	L36 OR L37	(US-PGPUB; USPAT; DERWENT; IBM_TDB)	ADJ	ON	ON	2022/03/08 03:24 PM
L250	10	L38 and (contour with (four or "4") with diagonal).clm.	(US-PGPUB; USPAT; DERWENT; IBM_TDB)	ADJ	ON	ON	2022/03/08 03:24 PM
L251	25	L38 and (complexity near2 factor).clm.	(US-PGPUB; USPAT; DERWENT; IBM_TDB)	ADJ	ON	ON	2022/03/08 03:24 PM
L252	14	(US-20050195112-$ or US-20160099496-$ or US-20060121865-$ or US-20040204007-$ or US-20060082505-$ or US-20050259013-$ or US-20080252536-$ or US-20050001767-$ or US-20020000944-$ or US-20040145527-$ or US-20060044195-$ or US-20050176390-$).did. or (US-7848781-$ or US-6452553-$).did.	(US-PGPUB; USPAT)	ADJ	OFF	OFF	2022/03/08 03:24 PM
L253	115	("5451968"|"5453751"|"5453752"|"5457469"|"5471224"|"5493702"|"5495261"|"5508709"|"5534877"|"5537367"|"5557293"|"5569879"|"5608417"|"5619205"|"5627550"|"5646635"|"5657028"|"5680144"|"5684672"|"5703600"|"5712640"|"5767811"|"5784032"|"5790080"|"5798688"|"5808586"|"5809433"|"6127977"|"6130651"|"6131042"|"6138245"|"6140966"|"6140969"|"6140975"|"6141540"|"6147649"|"6147652"|"6147655"|"6157344"|"6160513"|"6166694"|"6172618"|"6181281"|"6181284"|"6195048"|"6198442"|"6201501"|"6204826"|"6211824"|"6211826"|"6211889"|"6215474"|"6218992"|"6236366"|"6236372"|"6239765"|"6243592"|"62	(US-PGPUB; USPAT)	ADJ	ON	ON	2022/03/08 03:24 PM

		55994"|"6259407"|"6266023"|"6266538"|"6271794"|"6272356"|"6275198"|"6281846"|"6281848"|"6285326"|"6285327"|"6285342"|"6288680"|"6292154"|"6300910"|"6300914"|"6301489"|"6307511"|"6307512"|"6307519"|"6664932"|"6680705"|"6697022"|"6697024"|"6707428"|"6716103"|"6741215"|"6756944"|"6762723"|"6784844"|"6801164"|"6806834"|"6831606"|"6839040"|"6903686"|"6928413"|"6967731"|"6989794"|"6992633"|"7015868"|"7030833"|"7068230"|"7069043"|"7075484"|"7091911"|"7148850"|"7151955"|"7183983"|"7202822"|"7229385"|"7265724"|"7394432"|"7397431"|"7511675"|"7528782"|"7548915"|"8738103"|"D441733").PN.					
L254	70	L42 AND ((H01Q1/243 OR H01Q1/36 OR H01Q9/0407 OR H01Q1/242 OR H01Q1/241 OR H01Q5/50 OR H04B1/3833 OR H04B1/005).CPC.)	(US-PGPUB; USPAT)	ADJ	ON	ON	2022/03/08 03:24 PM
L255	11	L41 AND ((H01Q1/243 OR H01Q19/005 OR H01Q9/0407 OR H01Q9/42 OR H01Q13/16).CPC.)	(US-PGPUB; USPAT)	ADJ	OFF	OFF	2022/03/08 03:24 PM
L256	3134	(H01Q13/10).cpc.	(US-PGPUB; USPAT)	ADJ	OFF	OFF	2022/03/08 03:24 PM
L257	10	"6989794"	(US-PGPUB; USPAT)	ADJ	OFF	OFF	2022/03/08 03:24 PM
L258	249	("20010002823"|"20010033250"|"20010050636"|"20020000940"|"20020000942"|"20020036594"|"20020105468"|"20020109633"|"20020126051"|"20020126054"|"20020126055"|"20020140615"|"20020149519"|"20020164986"|"20020175211"|"20020175866"|	(US-PGPUB; USPAT)	ADJ	OFF	OFF	2022/03/08 03:24 PM

		20020175879"|"200201 90904"|"20030025637"| "20030064750"|"20030 090421"|"20030098814 "|"20030189518"|"2003 0210200"|"2003022889 2"|"20040009755"|"200 40027295"|"200400295 81"|"20040056985"|"20 040085244"|"20040090 372"|"20040095289"|"2 0040110479"|"2004011 9644"|"20040176025"|" 20040198436"|"200402 04008"|"20040204126"| "20040212545"|"20040 214541"|"20050017910 "|"20050041624"|"2005 0057398"|"2005006906 9"|"20050075098"|"200 50088340"|"200501070 52"|"20050136958"|"20 050153709"|"20050156 785"|"20050157807"|"2 0050181826"|"2005019 2009"|"20050195112"|" 20050195273"|"200502 01307"|"20050231439"| "20050233705"|"20050 239446"|"20050259031 "|"20050264453"|"2005 0270995"|"2006000157 6"|"20060015664"|"200 60019730"|"200600316 16"|"20060031886"|"20 060033668"|"20060050 473"|"20060050859"|"2 0060060068"|"2006007 7115"|"20060077310"|" 20060290573"|"200700 13589"|"20070229383"| "3079602"|"3521284"|"3 599214"|"3622890"|"36 83376"|"3683379"|"368 9929"|"3818490"|"3967 276"|"3969730"|"40218 10"|"4024542"|"403866 2"|"4072951"|"4131893" |"4141016"|"4318109"|" 4356492"|"4381566"|"4 471358"|"4471493"|"45 04834"|"4536725"|"454 3581"|"4571595"|"4584 709"|"4608572"|"46238 94"|"4628322"|"467394 8"|"4723305"|"4730195" |"4752968"|"4827266"|" 4827271"|"4839660"|"4					

		843468"|"4847629"|"48 49766"|"4857939"|"486 0019"|"4890114"|"4894 663"|"4907011"|"49124 81"|"4975711"|"503096 3"|"5138328"|"5168472" |"5172084"|"5200756"|" 5212742"|"5214434"|"5 218370"|"5227804"|"52 27808"|"5245350"|"524 8988"|"5255002"|"5257 032"|"5307075"|"53370 63"|"5337065"|"534729 1"|"5355144"|"5355318" |"5363114"|"5373300"|" 5402134"|"5410322"|"5 420599"|"5422651"|"54 51965"|"5451968"|"545 3751"|"5453752"|"5457 469"|"5471224"|"54937 02"|"5495261"|"550870 9"|"5534877"|"5537367" |"5557293"|"5569879"|" 5608417"|"5619205"|"5 627550"|"5646635"|"56 57028"|"5680144"|"568 4672"|"5703600"|"5712 640"|"5767811"|"57840 32"|"5790080"|"579868 8"|"5808586"|"5809433" |"5821907"|"5838285"|" 5841402"|"5841403"|"5 870066"|"5872546"|"58 98404"|"5903240"|"591 8183"|"5926139"|"5926 141"|"5929825"|"59365 83"|"5936587"|"594302 0"|"5966098"|"5973651" |"5986609"|"5986610"|" 5986615"|"5990838"|"5 995052"|"6002367"|"60 05524"|"6008764"|"601 1518"|"6011699"|"6016 130"|"6028567"|"60285 68"|"6031495"|"603149 9"|"6031505"|"6040803" |"6058211"|"6069592"|" 6072434"|"6075489"|"6 075500"|"6078294"|"60 81237"|"6087990"|"609 1365"|"6094179"|"6097 339"|"6097345"|"61043 49"|"6107920"|"611154 5"|"6122533"|"6127977" |"6130651"|"6131042"|" 6138245"|"6140966"|"6 140969"|"6140975"|"61 41540"|"6147649"|"614					

		7652"|"6147655"|"6157344"|"6160513"|"6166694"|"6172618"|"6181281"|"6181284"|"6195048"|"6198442"|"6201501"|"6204826"|"6211824"|"6211826").PN.					
L259	115	("6211889"|"6215474"|"6218992"|"6236366"|"6236372"|"6239765"|"6243592"|"6255994"|"6259407"|"6266023"|"6266538"|"6271794"|"6272356"|"6275198"|"6281846"|"6281848"|"6285326"|"6285327"|"6285342"|"6288680"|"6292154"|"6300910"|"6300914"|"6301489"|"6307511"|"6307512"|"6307519"|"6317083"|"6320543"|"6326919"|"6327485"|"6329951"|"6329954"|"6329962"|"6333716"|"6333719"|"6343208"|"6346914"|"6348892"|"6352434"|"6353443"|"6360105"|"6366243"|"6367939"|"6373447"|"6380899"|"6380902"|"6384790"|"6388626"|"6392610"|"6396444"|"6407710"|"6408190"|"6417810"|"6417816"|"6421013"|"6431712"|"6445352"|"6452549"|"6452553"|"6452556"|"6470174"|"6476766"|"6476769"|"6480159"|"6483462"|"6496154"|"6498586"|"6498588"|"6525691"|"6538604"|"6552690"|"6573867"|"6597319"|"6603434"|"6618017"|"6650294"|"6664932"|"6680705"|"6697022"|"6697024"|"6707428"|"6716103"|"6741215"|"6756944"|"6762723"|"6784844"|"6801164"|"6806834"|"6831606"|"6839040"|"6903686"|"6928413"|"6967731"|"6989794"|"6992633"|"7015868"|"7030833"|"7068230"|"7069043"|"7075484"|"7091911"|"7148850"|"7151955"|"7183983"|"7202822"|"7229385"|"7265724"|"73	(US-PGPUB; USPAT)	ADJ	OFF	OFF	2022/03/08 03:24 PM

		94432"|"7397431"|"7511675"|"7528782"|"7548915"|"8738103"|"D441733").PN.					
L260	990	L47 OR L48	(US-PGPUB; USPAT; DERWENT)	ADJ	OFF	OFF	2022/03/08 03:24 PM
L261	15430	(multi$1band or multiple band or tri$1band or triple band or quad$1band) near3 (antenna or transceiver or receiver or transmitter)	(US-PGPUB; USPAT; DERWENT)	ADJ	OFF	OFF	2022/03/08 03:24 PM
L262	83	L49 and L50	(US-PGPUB; USPAT; DERWENT)	ADJ	OFF	OFF	2022/03/08 03:24 PM
L263	1	L51 and complex$4 with factor	(US-PGPUB; USPAT; DERWENT)	ADJ	OFF	OFF	2022/03/08 03:24 PM
L264	1	L51 and diagonal with rectangle with four	(US-PGPUB; USPAT; DERWENT)	ADJ	OFF	OFF	2022/03/08 03:24 PM
L265	2	"6989794".pn.	(US-PGPUB; USPAT; DERWENT; IBM_TDB)	ADJ	ON	ON	2022/03/08 03:24 PM
L266	248	("20020000944"|"20040145527"|"20050176390"|"20010002823"|"20010033250"|"20010050636"|"20020000940"|"20020000942"|"20020036594"|"20020105468"|"20020109633"|"20020126051"|"20020126054"|"20020126055"|"20020140615"|"20020149519"|"20020164986"|"20020175211"|"20020175866"|"20020175879"|"20020190904"|"20030025637"|"20030064750"|"20030090421"|"20030098814"|"20030189518"|"20030210200"|"20030228892"|"20040009755"|"20040027295"|"20040029581"|"20040056985"|"20040085244"|"20040090372"|"20040095289"|"20040110479"|"20040119644"|"20040176025"|"20040198436"|"20040204008"|"20040204126"|"20040212545"|"20040214541"|"20050017910"|"20050041624"|"20050057398"|"20050069069"|"20050075098"|"20050088340"|"20050107052"|"20050136958"|"2	(US-PGPUB; USPAT)	ADJ	ON	ON	2022/03/08 03:24 PM

		0050153709"|"2005015 6785"|"20050157807"|" 20050181826"|"200501 92009"|"20050195112"| "20050195273"|"20050 201307"|"20050231439 "|"20050233705"|"2005 0239446"|"2005025903 1"|"20050264453"|"200 50270995"|"200600015 76"|"20060015664"|"20 060019730"|"20060031 616"|"20060031886"|"2 0060033668"|"2006005 0473"|"20060050859"|" 20060060068"|"200600 77115"|"20060077310"| "20060290573"|"20070 013589"|"20070229383 "|"3079602"|"3521284"|" 3599214"|"3622890"|"3 683376"|"3683379"|"36 89929"|"3818490"|"396 7276"|"3969730"|"4021 810"|"4024542"|"40386 62"|"4072951"|"413189 3"|"4141016"|"4318109" |"4356492"|"4381566"|" 4471358"|"4471493"|"4 504834"|"4536725"|"45 43581"|"4571595"|"458 4709"|"4608572"|"4623 894"|"4628322"|"46739 48"|"4723305"|"473019 5"|"4752968"|"4827266" |"4827271"|"4839660"|" 4843468"|"4847629"|"4 849766"|"4857939"|"48 60019"|"4890114"|"489 4663"|"4907011"|"4912 481"|"4975711"|"50309 63"|"5138328"|"516847 2"|"5172084"|"5200756" |"5212742"|"5214434"|" 5218370"|"5227804"|"5 227808"|"5245350"|"52 48988"|"5255002"|"525 7032"|"5307075"|"5337 063"|"5337065"|"53472 91"|"5355144"|"535531 8"|"5363114"|"5373300" |"5402134"|"5410322"|" 5420599"|"5422651"|"5 451965"|"5451968"|"54 53751"|"5453752"|"545 7469"|"5471224"|"5493 702"|"5495261"|"55087 09"|"5534877"|"553736					

		7"|"5557293"|"5569879"|"5608417"|"5619205"|"5627550"|"5646635"|"5657028"|"5680144"|"5684672"|"5703600"|"5712640"|"5767811"|"5784032"|"5790080"|"5798688"|"5808586"|"5809433"|"5821907"|"5838285"|"5841402"|"5841403"|"5870066"|"5872546"|"5898404"|"5903240"|"5918183"|"5926139"|"5926141"|"5929825"|"5936583"|"5936587"|"5943020"|"5966098"|"5973651"|"5986609"|"5986610"|"5986615"|"5990838"|"5995052"|"6002367"|"6005524"|"6008764"|"6011518"|"6011699"|"6016130"|"6028567"|"6028568"|"6031495"|"6031499"|"6031505"|"6040803"|"6058211"|"6069592"|"6072434"|"6075489"|"6075500"|"6078294"|"6081237"|"6087990"|"6091365"|"6094179"|"6097339"|"6097345"|"6104349"|"6107920"|"6111545"|"6122533"|"6127977"|"6130651"|"6131042"|"6138245"|"6140966"|"6140969"|"6140975"|"6141540"|"6147649"|"6147652"|"6147655"|"6157344"|"6160513"|"6166694"|"6172618"|"6181281"|"6181284"|"6195048"|"6198442").PN.					
L267	29	L59 and (four or fourth) near2 (transmitter or receiver or antenna) and (@ad<"20060618" or @rlad<"20060618")	(US-PGPUB; USPAT)	ADJ	ON	ON	2022/03/08 03:24 PM
L268	19786	(four or fourth) near2 (transmitter or receiver or antenna) and (@ad<"20060618" or @rlad<"20060618")	(US-PGPUB; USPAT)	ADJ	ON	ON	2022/03/08 03:24 PM
L269	71	first near2 (transmitter or receiver or antenna) with (short or shorter) near2 (side or edge) and (@ad<"20060618" or @rlad<"20060618")	(US-PGPUB; USPAT)	ADJ	ON	ON	2022/03/08 03:24 PM

L270	191	(complexity or convolut$4) near2 (factor or metric or indicator) with (antenna or transmitter or receiver or transceiver)	(US-PGPUB; USPAT)	ADJ	ON	ON	2022/03/08 03:24 PM
L271	68	(complexity or convolut$4) near2 (factor or metric or indicator) with (antenna or transmitter or receiver or transceiver) and (@ad<"20060618" or @rlad<"20060618")	(US-PGPUB; USPAT)	ADJ	ON	ON	2022/03/08 03:24 PM
L272	501	(contour$4 or outlin$6 or length) with (time or four or "4") with diagonal with (longer or greater)	(US-PGPUB; USPAT; USOCR)	ADJ	OFF	OFF	2022/03/08 03:24 PM
L273	158	(contour$4 or outlin$6 or length) with (time or four or "4") with diagonal with (longer or greater) and (@ad<"20060618" or @rlad<"20060618")	(US-PGPUB; USPAT; USOCR)	ADJ	OFF	OFF	2022/03/08 03:24 PM
L274	0	(contour$4 or outlin$6 or length) with (time or four or "4") with diagonal with (longer or greater) with (transceiver or antenna or transmitter or receiver) and (@ad<"20060618" or @rlad<"20060618")	(US-PGPUB; USPAT; USOCR)	ADJ	OFF	OFF	2022/03/08 03:24 PM
L275	0	(contour$4 or outlin$6 or length or perimeter) with (time or four or "4") with diagonal with (longer or greater) with (transceiver or antenna or transmitter or receiver) and (@ad<"20060618" or @rlad<"20060618")	(US-PGPUB; USPAT; USOCR)	ADJ	OFF	OFF	2022/03/08 03:24 PM
L276	1	(contour$4 or outlin$6 or length or perimeter) with (time or four or "4") with diagonal with (longer or greater) with (transceiver or antenna or transmitter or receiver) and (@ad<"20060618" or @rlad<"20060618")	(US-PGPUB; USPAT; USOCR; DERWENT)	ADJ	OFF	OFF	2022/03/08 03:24 PM

L277	14	(US-20050195112-$ or US-20160099496-$ or US-20060121865-$ or US-20040204007-$ or US-20060082505-$ or US-20050259013-$ or US-20080252536-$ or US-20050001767-$ or US-20020000944-$ or US-20040145527-$ or US-20060044195-$ or US-20050176390-$).did. or (US-7848781-$ or US-6452553-$).did.	(US-PGPUB; USPAT)	ADJ	OFF	OFF	2022/03/08 03:24 PM
L278	11	L74 AND ((H01Q1/243 OR H01Q19/005 OR H01Q9/0407 OR H01Q9/42 OR H01Q13/16).CPC.)	(US-PGPUB; USPAT)	ADJ	OFF	OFF	2022/03/08 03:24 PM
L279	115	("5451968"|"5453751"|"5453752"|"5457469"|"5471224"|"5493702"|"5495261"|"5508709"|"5534877"|"5537367"|"5557293"|"5569879"|"5608417"|"5619205"|"5627550"|"5646635"|"5657028"|"5680144"|"5684672"|"5703600"|"5712640"|"5767811"|"5784032"|"5790080"|"5798688"|"5808586"|"5809433"|"6127977"|"6130651"|"6131042"|"6138245"|"6140966"|"6140969"|"6140975"|"6141540"|"6147649"|"6147652"|"6147655"|"6157344"|"6160513"|"6166694"|"6172618"|"6181281"|"6181284"|"6195048"|"6198442"|"6201501"|"6204826"|"6211824"|"6211826"|"6211889"|"6215474"|"6218992"|"6236366"|"6236372"|"6239765"|"6243592"|"6255994"|"6259407"|"6266023"|"6266538"|"6271794"|"6272356"|"6275198"|"6281846"|"6281848"|"6285326"|"6285327"|"6285342"|"6288680"|"6292154"|"6300910"|"6300914"|"6301489"|"6307511"|"6307512"|"6307519"|"6664932"|"6680705"|"6697022"|"66970	(US-PGPUB; USPAT)	ADJ	ON	ON	2022/03/08 03:24 PM

		24"|"6707428"|"6716103"|"6741215"|"6756944"|"6762723"|"6784844"|"6801164"|"6806834"|"6831606"|"6839040"|"6903686"|"6928413"|"6967731"|"6989794"|"6992633"|"7015868"|"7030833"|"7068230"|"7069043"|"7075484"|"7091911"|"7148850"|"7151955"|"7183983"|"7202822"|"7229385"|"7265724"|"7394432"|"7397431"|"7511675"|"7528782"|"7548915"|"8738103"|"D441733").PN.					
L280	70	L76 AND ((H01Q1/243 OR H01Q1/36 OR H01Q9/0407 OR H01Q1/242 OR H01Q1/241 OR H01Q5/50 OR H04B1/3833 OR H04B1/005).CPC.)	(US-PGPUB; USPAT)	ADJ	ON	ON	2022/03/08 03:24 PM
L281	318	fractus.as.	(US-PGPUB; USPAT; DERWENT; IBM_TDB)	ADJ	ON	ON	2022/03/08 03:24 PM
L282	319	(PUENTE near2 BALIARDA near2 Carles) or (MUMBRU near2 Josep) or (ILARIO near2 Jordi)	(US-PGPUB; USPAT; DERWENT; IBM_TDB)	ADJ	ON	ON	2022/03/08 03:24 PM
L283	462	L78 OR L79	(US-PGPUB; USPAT; DERWENT; IBM_TDB)	ADJ	ON	ON	2022/03/08 03:24 PM
L284	10	L80 and (contour with (four or "4") with diagonal).clm.	(US-PGPUB; USPAT; DERWENT; IBM_TDB)	ADJ	ON	ON	2022/03/08 03:24 PM
L285	25	L80 and (complexity near2 factor).clm.	(US-PGPUB; USPAT; DERWENT; IBM_TDB)	ADJ	ON	ON	2022/03/08 03:24 PM
L286	7	fractus.as. and ((four near2 time) with diagonal).clm.	(US-PGPUB; USPAT; DERWENT; IBM_TDB)	ADJ	ON	ON	2022/03/08 03:24 PM
L287	13	fractus.as. and (complexity near2 factor).clm.	(US-PGPUB; USPAT; DERWENT; IBM_TDB)	ADJ	ON	ON	2022/03/08 03:24 PM
L288	14	L83 or L84	(US-PGPUB; USPAT; DERWENT; IBM_TDB)	ADJ	ON	ON	2022/03/08 03:24 PM
L289	7	L83 or L84	(USPAT)	ADJ	ON	ON	2022/03/08 03:24 PM
L290	5	"15856626"	(US-PGPUB; USPAT; DERWENT)	ADJ	ON	ON	2022/03/08 03:24 PM
L291	71	first near2 (transmitter or receiver or antenna) with (short or shorter)	(US-PGPUB; USPAT)	ADJ	ON	ON	2022/03/08 03:24 PM

		near2 (side or edge) and (@ad<"20060618" or @rlad<"20060618")					
L292	17	(four or fourth) near2 (transmitter or receiver or antenna) and (@ad<"20060618" or @rlad<"20060618") and L88	(US-PGPUB; USPAT)	ADJ	ON	ON	2022/03/08 03:24 PM
L293	5	(US-20050176390-$ or US-20020000944-$ or US-20040145527-$).did. or (US-6989794-$ or US-6452553-$).did.	(US-PGPUB; USPAT)	ADJ	ON	ON	2022/03/08 03:24 PM
L294	5	L90 AND ((H01Q1/36 OR H01Q1/243 OR H01Q13/16 OR H01Q19/005 OR H01Q21/30 OR H01Q9/42).CPC.)	(US-PGPUB; USPAT)	ADJ	ON	ON	2022/03/08 03:24 PM
L295	5	L90 AND ((H01Q1/36 OR H01Q1/243 OR H01Q13/16 OR H01Q19/005 OR H01Q21/30 OR H01Q9/42).CPC.)	(US-PGPUB; USPAT)	ADJ	ON	ON	2022/03/08 03:24 PM
L296	44	antenna with complexity near2 factor	(US-PGPUB; USPAT; USOCR)	ADJ	OFF	OFF	2022/03/08 03:24 PM
L297	24	antenna with complexity near2 factor with (curve or contour)	(US-PGPUB; USPAT; USOCR)	ADJ	OFF	OFF	2022/03/08 03:24 PM
L298	0	antenna with complexity near2 factor with (curve or contour) and (@ad<"20060618" or @rlad<"20060618")	(US-PGPUB; USPAT; USOCR)	ADJ	OFF	OFF	2022/03/08 03:24 PM
L299	7	"14738090"	(US-PGPUB; USPAT; DERWENT; IBM_TDB)	ADJ	ON	ON	2022/03/08 03:24 PM
L300	7	"14738090" and tangent	(US-PGPUB; USPAT; DERWENT; IBM_TDB)	ADJ	ON	ON	2022/03/08 03:24 PM
L301	0	"14738090" and parallelpip$6	(US-PGPUB; USPAT; DERWENT; IBM_TDB)	ADJ	ON	ON	2022/03/08 03:24 PM
L302	7	"14738090" and parallelepip$4	(US-PGPUB; USPAT; DERWENT; IBM_TDB)	ADJ	ON	ON	2022/03/08 03:24 PM
L303	4	"14738090" and (aspect near2 ratio).clm.	(US-PGPUB; USPAT; DERWENT; IBM_TDB)	ADJ	ON	ON	2022/03/08 03:24 PM
L304	4	"14738090" and (aspect near2 ratio with width with height).clm.	(US-PGPUB; USPAT; DERWENT; IBM_TDB)	ADJ	ON	ON	2022/03/08 03:24 PM
L305	30028	aspect near2 ratio with width with height	(US-PGPUB; USPAT; DERWENT; IBM_TDB)	ADJ	ON	ON	2022/03/08 03:24 PM
L306	21	aspect near2 ratio with width with height with	(US-PGPUB; USPAT; DERWENT; IBM_TDB)	ADJ	ON	ON	2022/03/08 03:24 PM

		antenna with rectangle					
L307	20	ratio near3 width near3 height with antenna with rectangle	(US-PGPUB; USPAT; DERWENT; IBM_TDB)	ADJ	ON	ON	2022/03/08 03:24 PM
L308	22	L103 or L104	(US-PGPUB; USPAT; DERWENT; IBM_TDB)	ADJ	ON	ON	2022/03/08 03:24 PM
L309	22	L103 or L104 and (@ad<"20060618" or @rlad<"20060618")	(US-PGPUB; USPAT; DERWENT; IBM_TDB)	ADJ	ON	ON	2022/03/08 03:24 PM
L310	248	("20020000944"|"20040145527"|"20050176390"|"20010002823"|"20010033250"|"20010050636"|"20020000940"|"20020000942"|"20020036594"|"20020105468"|"20020109633"|"20020126051"|"20020126054"|"20020126055"|"20020140615"|"20020149519"|"20020164986"|"20020175211"|"20020175866"|"20020175879"|"20020190904"|"20030025637"|"20030064750"|"20030090421"|"20030098814"|"20030189518"|"20030210200"|"20030228892"|"20040009755"|"20040027295"|"20040029581"|"20040056985"|"20040085244"|"20040090372"|"20040095289"|"20040110479"|"20040119644"|"20040176025"|"20040198436"|"20040204008"|"20040204126"|"20040212545"|"20040214541"|"20050017910"|"20050041624"|"20050057398"|"20050069069"|"20050075098"|"20050088340"|"20050107052"|"20050136958"|"20050153709"|"20050156785"|"20050157807"|"20050181826"|"20050192009"|"20050195112"|"20050195273"|"20050201307"|"20050231439"|"20050233705"|"20050239446"|"20050259031"|"20050264453"|"20050270995"|"20060001576"|"20060015664"|"20060019730"|"20060031616"|"20060031886"|"2	(US-PGPUB; USPAT)	ADJ	ON	ON	2022/03/08 03:24 PM

		0060033668"|"2006005 0473"|"20060050859"|" 20060060068"|"200600 77115"|"20060077310"| "20060290573"|"20070 013589"|"20070229383 "|"3079602"|"3521284"|" 3599214"|"3622890"|"3 683376"|"3683379"|"36 89929"|"3818490"|"396 7276"|"3969730"|"4021 810"|"4024542"|"40386 62"|"4072951"|"413189 3"|"4141016"|"4318109" |"4356492"|"4381566"|" 4471358"|"4471493"|"4 504834"|"4536725"|"45 43581"|"4571595"|"458 4709"|"4608572"|"4623 894"|"4628322"|"46739 48"|"4723305"|"473019 5"|"4752968"|"4827266" |"4827271"|"4839660"|" 4843468"|"4847629"|"4 849766"|"4857939"|"48 60019"|"4890114"|"489 4663"|"4907011"|"4912 481"|"4975711"|"50309 63"|"5138328"|"516847 2"|"5172084"|"5200756" |"5212742"|"5214434"|" 5218370"|"5227804"|"5 227808"|"5245350"|"52 48988"|"5255002"|"525 7032"|"5307075"|"5337 063"|"5337065"|"53472 91"|"5355144"|"535531 8"|"5363114"|"5373300" |"5402134"|"5410322"|" 5420599"|"5422651"|"5 451965"|"5451968"|"54 53751"|"5453752"|"545 7469"|"5471224"|"5493 702"|"5495261"|"55087 09"|"5534877"|"553736 7"|"5557293"|"5569879" |"5608417"|"5619205"|" 5627550"|"5646635"|"5 657028"|"5680144"|"56 84672"|"5703600"|"571 2640"|"5767811"|"5784 032"|"5790080"|"57986 88"|"5808586"|"580943 3"|"5821907"|"5838285" |"5841402"|"5841403"|" 5870066"|"5872546"|"5 898404"|"5903240"|"59 18183"|"5926139"|"592					

		6141"|"5929825"|"5936583"|"5936587"|"5943020"|"5966098"|"5973651"|"5986609"|"5986610"|"5986615"|"5990838"|"5995052"|"6002367"|"6005524"|"6008764"|"6011518"|"6011699"|"6016130"|"6028567"|"6028568"|"6031495"|"6031499"|"6031505"|"6040803"|"6058211"|"6069592"|"6072434"|"6075489"|"6075500"|"6078294"|"6081237"|"6087990"|"6091365"|"6094179"|"6097339"|"6097345"|"6104349"|"6107920"|"6111545"|"6122533"|"6127977"|"6130651"|"6131042"|"6138245"|"6140966"|"6140969"|"6140975"|"6141540"|"6147649"|"6147652"|"6147655"|"6157344"|"6160513"|"6166694"|"6172618"|"6181281"|"6181284"|"6195048"|"6198442").PN.					
L311	119	("6201501"|"6204826"|"6211824"|"6211826"|"6211889"|"6215474"|"6218992"|"6236366"|"6236372"|"6239765"|"6243592"|"6255994"|"6259407"|"6266023"|"6266538"|"6271794"|"6272356"|"6275198"|"6281846"|"6281848"|"6285326"|"6285327"|"6285342"|"6288680"|"6292154"|"6300910"|"6300914"|"6301489"|"6307511"|"6307512"|"6307519"|"6317083"|"6320543"|"6326919"|"6327485"|"6329951"|"6329954"|"6329962"|"6333716"|"6333719"|"6343208"|"6346914"|"6348892"|"6352434"|"6353443"|"6360105"|"6366243"|"6367939"|"6373447"|"6380899"|"6380902"|"6384790"|"6388626"|"6392610"|"6396444"|"6407710"|"6408190"|"6417810"|"6417816"|"6421013"|"6431712"|"6445352"|"6452549"|"64525	(US-PGPUB; USPAT)	ADJ	ON	ON	2022/03/08 03:24 PM

		53"|"6452556"|"6470174"|"6476766"|"6476769"|"6480159"|"6483462"|"6496154"|"6498586"|"6498588"|"6525691"|"6538604"|"6552690"|"6573867"|"6597319"|"6603434"|"6618017"|"6650294"|"6664932"|"6680705"|"6697022"|"6697024"|"6707428"|"6716103"|"6741215"|"6756944"|"6762723"|"6784844"|"6801164"|"6806834"|"6831606"|"6839040"|"6903686"|"6928413"|"6967731"|"6989794"|"6992633"|"7015868"|"7030833"|"7068230"|"7069043"|"7075484"|"7091911"|"7148850"|"7151955"|"7183983"|"7202822"|"7229385"|"7265724"|"7394432"|"7397431"|"7511675"|"7528782"|"7548915"|"8738103"|"D441733").PN.					
L312	20	ratio near3 width near3 height with antenna with rectangle	(US-PGPUB; USPAT; DERWENT; IBM_TDB)	ADJ	ON	ON	2022/03/08 03:24 PM
L313	137	ratio near3 width near3 height with antenna	(US-PGPUB; USPAT; DERWENT; IBM_TDB)	ADJ	ON	ON	2022/03/08 03:24 PM
L314	0	ratio near3 width near3 height with antenna with (min or least or minimum) and (@ad<"20060618" or @rlad<"20060618")	(US-PGPUB; USPAT; DERWENT; IBM_TDB)	ADJ	ON	ON	2022/03/08 03:24 PM
L315	367	L107 or L108	(US-PGPUB; USPAT)	ADJ	ON	ON	2022/03/08 03:24 PM
L316	7	ratio with dimension with antenna and L113	(US-PGPUB; USPAT)	ADJ	ON	ON	2022/03/08 03:24 PM
L317	393	("20010002823" | "20010033250" | "20010050636" | "20020000940" | "20020000942" | "20020036594" | "20020105468" | "20020109633" | "20020126051" | "20020126054" | "20020126055" | "20020140615" | "20020149519" | "20020164986" |	(US-PGPUB; USPAT; USOCR)	ADJ	ON	ON	2022/03/08 03:24 PM

		"20020175211" | "20020175866" | "20020175879" | "20020190904" | "20030025637" | "20030064750" | "20030090421" | "20030098814" | "20030189518" | "20030210200" | "20030228892" | "20040009755" | "20040027295" | "20040029581" | "20040056985" | "20040085244" | "20040090372" | "20040095289" | "20040110479" | "20040119644" | "20040176025" | "20040198436" | "20040204008" | "20040204126" | "20040212545" | "20040214541" | "20050017910" | "20050041624" | "20050057398" | "20050069069" | "20050075098" | "20050088340" | "20050107052" | "20050136958" | "20050153709" | "20050156785" | "20050157807" | "20050181826" | "20050192009" | "20050195112" | "20050195273" | "20050201307" | "20050231439" | "20050233705" | "20050239446" | "20050259031" | "20050264453" | "20050270995" | "20060001576" | "20060015664" | "20060019730" | "20060031616" | "20060031886" | "20060033668" | "20060050473" | "20060050859" | "20060060068" | "20060077115" |				

		"20060077310" | "20060290573" | "20070013589" | "20070229383" | "3079602" | "3521284" | "3599214" | "3622890" | "3683376" | "3683379" | "3689929" | "3818490" | "3967276" | "3969730" | "4021810" | "4024542" | "4038662" | "4072951" | "4131893" | "4141016" | "4318109" | "4356492" | "4381566" | "4471358" | "4471493" | "4504834" | "4536725").PN. OR ("4543581" | "4571595" | "4584709" | "4590614" | "4608572" | "4623894" | "4628322" | "4673948" | "4723305" | "4730195" | "4752968" | "4827266" | "4827271" | "4839660" | "4843468" | "4847629" | "4849766" | "4857939" | "4860019" | "4890114" | "4894663" | "4907011" | "4912481" | "4975711" | "5030963" | "5138328" | "5168472" | "5172084" | "5200756" | "5212742" | "5214434" | "5218370" | "5227804" | "5227808" | "5245350" | "5248988" | "5255002" | "5257032" | "5307075" | "5337063" | "5337065" | "5347291" | "5355144" | "5355318" | "5363114" | "5373300" | "5402134" | "5410322" | "5420599" | "5422651" | "5451965" | "5451968" | "5453751" | "5453752" | "5457469" | "5471224" | "5493702" | "5495261" | "5508709" | "5534877" | "5537367" | "5557293" | "5569879" | "5608417" | "5619205" | "5627550" | "5646635" | "5657028" | "5680144" | "5684672" | "5703600" | "5712640" | "5767811" | "5784032" | "5790080" | "5798688" | "5808586" | "5809433" | "5821907" | "5838285" | "5841402" | "5841403" | "5870066" | "5872546"					

		| "5898404" | "5903240" | "5918183" | "5926139" | "5926141" | "5929825" | "5936583" | "5936587" | "5943020" | "5966098" | "5973651" | "5986609" | "5986610" | "5986615" | "5990838" | "5995052" | "6002367" | "6005524" | "6008764" | "6011518" | "6011699" | "6016130" | "6028567" | "6028568" | "6031495" | "6031499" | "6031505" | "6040803" | "6058211" | "6069592" | "6072434" | "6075489" | "6075500" | "6078294" | "6081237" | "6087990" | "6091365" | "6094179" | "6097339" | "6097345" | "6104349").PN. OR ("6107920" | "6111545" | "6122533" | "6127977" | "6130651" | "6131042" | "6138245" | "6140966" | "6140969" | "6140975" | "6141540" | "6147649" | "6147652" | "6147655" | "6157344" | "6160513" | "6166694" | "6172618" | "6181281" | "6181284" | "6195048" | "6198442" | "6201501" | "6204826" | "6211824" | "6211826" | "6211889" | "6215474" | "6218992" | "6236366" | "6236372" | "6239765" | "6243592" | "6255994" | "6259407" | "6266023" | "6266538" | "6271794" | "6272356" | "6275198" | "6281846" | "6281848" | "6285326" | "6285327" | "6285342" | "6288680" | "6292154" | "6300910" | "6300914" | "6301489" | "6307511" | "6307512" | "6307519" | "6317083" | "6320543" | "6326919" | "6327485" | "6329951" | "6329954" | "6329962" | "6333716" | "6333719" | "6343208" | "6346914" | "6348892" | "6352434" | "6353443" | "6360105" | "6366243" | "6367939" | "6373447" | "6380899" | "6380902" | "6384790"					

		| "6388626" | "6392610" | "6396444" | "6407710" | "6408190" | "6417810" | "6417816" | "6421013" | "6431712" | "6445352" | "6452549" | "6452553" | "6452556" | "6470174" | "6476766" | "6476769" | "6480159" | "6483462" | "6496154" | "6498586" | "6498588" | "6525691" | "6538604" | "6552690" | "6573867" | "6597319" | "6603434" | "6618017" | "6650294" | "6664932" | "6680705" | "6697022" | "6697024" | "6707428" | "6716103" | "6741215" | "6756944" | "6762723" | "6784844" | "6801164" | "6806834" | "6831606" | "6839040" | "6903686" | "6928413" | "6967731" | "6989794" | "6992633" | "7015868" | "7030833" | "7068230").PN. OR ("7069043" | "7075484" | "7091911" | "7123208" | "7148850" | "7151955" | "7183983" | "7202822" | "7229385" | "7265724" | "7394432" | "7397431" | "7511675" | "7528782" | "7548915" | "D441733" | "H001631").PN. OR ("8738103").URPN.					
L318	424	phone with antenna and antenna with contour	(US-PGPUB; USPAT; DERWENT; IBM_TDB)	ADJ	ON	ON	2022/03/08 03:24 PM
L319	347	phone with antenna and antenna with contour and (multiple or multi or plural$4) with antenna	(US-PGPUB; USPAT; DERWENT; IBM_TDB)	ADJ	ON	ON	2022/03/08 03:24 PM
L320	4	("9099773").URPN.	(USPAT)	ADJ	OFF	OFF	2022/03/08 03:24 PM
L321	105	phone near2 antenna and antenna with contour and (multiple or multi or plural$4) with antenna	(US-PGPUB; USPAT; DERWENT; IBM_TDB)	ADJ	ON	ON	2022/03/08 03:24 PM
L322	40	ratio near3 width near3 height with antenna and (@ad<"20060618" or @rlad<"20060618")	(US-PGPUB; USPAT; DERWENT; IBM_TDB)	ADJ	ON	ON	2022/03/08 03:24 PM
L323	19	antenna near2 contour with segment	(US-PGPUB; USPAT; DERWENT; IBM_TDB)	ADJ	ON	ON	2022/03/08 03:24 PM
L324	1	antenna near2 contour	(US-PGPUB; USPAT;	ADJ	ON	ON	2022/03/08

		with segment and (@ad<"20060718" or @rlad<"20060718")	DERWENT; IBM_TDB)				03:24 PM
L325	14	"11614429"	(US-PGPUB; USPAT; DERWENT)	ADJ	ON	ON	2022/03/08 03:24 PM
L326	12	"11614429" and (complexity near2 factor or ratio or rectangle).clm.	(US-PGPUB; USPAT; DERWENT)	ADJ	ON	ON	2022/03/08 03:24 PM
L327	5	"11614429" and (complexity near2 factor or ratio or rectangle).clm.	(USPAT)	ADJ	ON	ON	2022/03/08 03:24 PM
L328	2	"11614429" and (parallelepiped).clm.	(USPAT)	ADJ	ON	ON	2022/03/08 03:24 PM
L329	5	"11614429" and (rectangle).clm.	(USPAT)	ADJ	ON	ON	2022/03/08 03:24 PM
L330	2	"11614429" and (aspect or ratio).clm.	(USPAT)	ADJ	ON	ON	2022/03/08 03:24 PM
L331	5	"11614429" and (complexity).clm.	(USPAT)	ADJ	ON	ON	2022/03/08 03:24 PM
L332	5	"11614429" and (complexity and short).clm.	(USPAT)	ADJ	ON	ON	2022/03/08 03:24 PM
L333	5	"11614429" and (complexity and second near3 short).clm.	(USPAT)	ADJ	ON	ON	2022/03/08 03:24 PM
L334	2	"11614429" and (ratio).clm.	(USPAT)	ADJ	ON	ON	2022/03/08 03:24 PM
L335	3	"11614429" and (fourth).clm.	(USPAT)	ADJ	ON	ON	2022/03/08 03:24 PM
L336	3	"11614429" and (fourth and short near2 side and complexity near3 factor).clm.	(USPAT)	ADJ	ON	ON	2022/03/08 03:24 PM
L337	7	"14738090"	(US-PGPUB; USPAT; DERWENT; IBM_TDB)	ADJ	ON	ON	2022/03/08 03:24 PM
L338	7	"14738090"	(US-PGPUB; USPAT; DERWENT; IBM_TDB)	ADJ	ON	ON	2022/03/08 03:24 PM
L339	318	fractus.as.	(US-PGPUB; USPAT; DERWENT; IBM_TDB)	ADJ	ON	ON	2022/03/08 03:24 PM
L340	319	(PUENTE near2 BALIARDA near2 Carles) or (MUMBRU near2 Josep) or (ILARIO near2 Jordi)	(US-PGPUB; USPAT; DERWENT; IBM_TDB)	ADJ	ON	ON	2022/03/08 03:24 PM
L341	462	L150 OR L151	(US-PGPUB; USPAT; DERWENT; IBM_TDB)	ADJ	ON	ON	2022/03/08 03:24 PM
L342	318	fractus.as.	(US-PGPUB; USPAT; DERWENT; IBM_TDB)	ADJ	ON	ON	2022/03/08 03:24 PM
L343	319	(PUENTE near2	(US-PGPUB; USPAT;	ADJ	ON	ON	2022/03/08

		BALIARDA near2 Carles) or (MUMBRU near2 Josep) or (ILARIO near2 Jordi)	DERWENT; IBM_TDB)				03:24 PM
L344	462	L153 OR L154	(US-PGPUB; USPAT; DERWENT; IBM_TDB)	ADJ	ON	ON	2022/03/08 03:24 PM
L345	25	L155 and (complexity near2 factor).clm.	(US-PGPUB; USPAT; DERWENT; IBM_TDB)	ADJ	ON	ON	2022/03/08 03:24 PM
L346	9	L155 and (complexity near2 factor).clm.	(USPAT)	ADJ	ON	ON	2022/03/08 03:24 PM
L347	318	fractus.as.	(US-PGPUB; USPAT; DERWENT; IBM_TDB)	ADJ	ON	ON	2022/03/08 03:24 PM
L348	319	(PUENTE near2 BALIARDA near2 Carles) or (MUMBRU near2 Josep) or (ILARIO near2 Jordi)	(US-PGPUB; USPAT; DERWENT; IBM_TDB)	ADJ	ON	ON	2022/03/08 03:24 PM
L349	462	L158 OR L159	(US-PGPUB; USPAT; DERWENT; IBM_TDB)	ADJ	ON	ON	2022/03/08 03:24 PM
L350	20	L160 and (complexity near2 factor).clm.	(US-PGPUB; USPAT)	ADJ	ON	ON	2022/03/08 03:24 PM
L351	318	fractus.as.	(US-PGPUB; USPAT; DERWENT; IBM_TDB)	ADJ	ON	ON	2022/03/08 03:24 PM
L352	319	(PUENTE near2 BALIARDA near2 Carles) or (MUMBRU near2 Josep) or (ILARIO near2 Jordi)	(US-PGPUB; USPAT; DERWENT; IBM_TDB)	ADJ	ON	ON	2022/03/08 03:24 PM
L353	462	L162 OR L163	(US-PGPUB; USPAT; DERWENT; IBM_TDB)	ADJ	ON	ON	2022/03/08 03:24 PM
L354	9	L164 and (complexity near2 factor).clm.	(USPAT)	ADJ	ON	ON	2022/03/08 03:24 PM
L355	4	(US-10476134-$ or US-8738103-$ or US-9099773-$ or US-9899727-$).did.	(USPAT)	ADJ	ON	ON	2022/03/08 03:24 PM
L356	26	antenna near3 complexity near2 factor	(US-PGPUB; USPAT; DERWENT; IBM_TDB)	ADJ	ON	ON	2022/03/08 03:24 PM
L357	68	(complexity or convolut$4) near2 (factor or metric or indicator) with (antenna or transmitter or receiver or transceiver) and (@ad<"20060618" or @rlad<"20060618")	(US-PGPUB; USPAT)	ADJ	ON	ON	2022/03/08 03:24 PM
L358	115	("5451968"|"5453751"|"5453752"|"5457469"|"5471224"|"5493702"|"5495261"|"5508709"|"5534877"|"5537367"|"5557293"|"5569879"|"5608417"|"5619205"|"562755	(US-PGPUB; USPAT)	ADJ	ON	ON	2022/03/08 03:24 PM

		0"|"5646635"|"5657028"|"5680144"|"5684672"|"5703600"|"5712640"|"5767811"|"5784032"|"5790080"|"5798688"|"5808586"|"5809433"|"6127977"|"6130651"|"6131042"|"6138245"|"6140966"|"6140969"|"6140975"|"6141540"|"6147649"|"6147652"|"6147655"|"6157344"|"6160513"|"6166694"|"6172618"|"6181281"|"6181284"|"6195048"|"6198442"|"6201501"|"6204826"|"6211824"|"6211826"|"6211889"|"6215474"|"6218992"|"6236366"|"6236372"|"6239765"|"6243592"|"6255994"|"6259407"|"6266023"|"6266538"|"6271794"|"6272356"|"6275198"|"6281846"|"6281848"|"6285326"|"6285327"|"6285342"|"6288680"|"6292154"|"6300910"|"6300914"|"6301489"|"6307511"|"6307512"|"6307519"|"6664932"|"6680705"|"6697022"|"6697024"|"6707428"|"6716103"|"6741215"|"6756944"|"6762723"|"6784844"|"6801164"|"6806834"|"6831606"|"6839040"|"6903686"|"6928413"|"6967731"|"6989794"|"6992633"|"7015868"|"7030833"|"7068230"|"7069043"|"7075484"|"7091911"|"7148850"|"7151955"|"7183983"|"7202822"|"7229385"|"7265724"|"7394432"|"7397431"|"7511675"|"7528782"|"7548915"|"8738103"|"D441733").PN.					
L359	70	L169 AND ((H01Q1/243 OR H01Q1/36 OR H01Q9/0407 OR H01Q1/242 OR H01Q1/241 OR H01Q5/50 OR H04B1/3833 OR H04B1/005).CPC.)	(US-PGPUB; USPAT)	ADJ	ON	ON	2022/03/08 03:24 PM

L360	20	L168 AND ((H04B1/7115 OR H04B7/0413 OR H04L27/201 OR H04L1/0045 OR H01Q1/245).CPC.)	(US-PGPUB; USPAT)	ADJ	ON	ON	2022/03/08 03:24 PM
L361	318	fractus.as.	(US-PGPUB; USPAT; DERWENT; IBM_TDB)	ADJ	ON	ON	2022/03/08 03:24 PM
L362	319	(PUENTE near2 BALIARDA near2 Carles) or (MUMBRU near2 Josep) or (ILARIO near2 Jordi)	(US-PGPUB; USPAT; DERWENT; IBM_TDB)	ADJ	ON	ON	2022/03/08 03:24 PM
L363	462	L174 OR L175	(US-PGPUB; USPAT; DERWENT; IBM_TDB)	ADJ	ON	ON	2022/03/08 03:24 PM
L364	16	((complexity or convolut$4) near2 (factor or metric or indicator) with (antenna or transmitter or receiver or transceiver)).clm. and L176	(US-PGPUB; USPAT)	ADJ	ON	ON	2022/03/08 03:24 PM
L365	19309	(antenna or transmitter or transceiver) with complexity	(US-PGPUB; USPAT; USOCR)	ADJ	OFF	OFF	2022/03/08 03:24 PM
L366	214	L178 and (antenna or transmitter or transceiver) with (tri$1band or quad$band or (three or "3" or four) near2 (band or frequency)) and (@ad<"20060618" or @rlad<"20060618")	(US-PGPUB; USPAT; USOCR)	ADJ	OFF	OFF	2022/03/08 03:24 PM
L367	347	phone with antenna and antenna with contour and (multiple or multi or plural$4) with antenna	(US-PGPUB; USPAT; DERWENT; IBM_TDB)	ADJ	ON	ON	2022/03/08 03:24 PM
L368	246	("20010002823"|"20010033250"|"20010050636"|"20020000940"|"20020000942"|"20020000944"|"20020036594"|"20020105468"|"20020109633"|"20020126051"|"20020126054"|"20020126055"|"20020140615"|"20020149519"|"20020164986"|"20020175211"|"20020175866"|"20020175879"|"20020190904"|"20030025637"|"20030064750"|"20030090421"|"20030098814"|"2003	(US-PGPUB; USPAT)	ADJ	ON	ON	2022/03/08 03:24 PM

		0137461"|"2003018951 8"|"20030210200"|"200 30228892"|"200400097 55"|"20040027295"|"20 040029581"|"20040056 985"|"20040085244"|"2 0040090372"|"2004009 5289"|"20040110479"|" 20040119644"|"200401 45527"|"20040176025"| "20040198436"|"20040 204008"|"20040204126 "|"20040212545"|"2004 0214541"|"2005000176 7"|"20050017910"|"200 50041624"|"200500573 98"|"20050069069"|"20 050075098"|"20050088 340"|"20050107052"|"2 0050136958"|"2005015 3709"|"20050156785"|" 20050157807"|"200501 76390"|"20050181826"| "20050184909"|"20050 192009"|"20050195112 "|"20050195273"|"2005 0201307"|"2005023143 9"|"20050233705"|"200 50239446"|"200502590 31"|"20050264453"|"20 050270995"|"20060001 576"|"20060015664"|"2 0060019730"|"2006003 1616"|"20060031886"|" 20060033668"|"200600 44195"|"20060050473"| "20060050859"|"20060 060068"|"20060077115 "|"20060077310"|"2006 0082505"|"2006012186 5"|"20060290573"|"200 70013589"|"200702293 83"|"3079602"|"352128 4"|"3599214"|"3622890" |"3683376"|"3683379"|" 3689929"|"3818490"|"3 967276"|"3969730"|"40 21810"|"4024542"|"403 8662"|"4072951"|"4131 893"|"4141016"|"43181 09"|"4356492"|"438156 6"|"4471358"|"4471493" |"4504834"|"4536725"|" 4543581"|"4571595"|"4 584709"|"4608572"|"46 23894"|"4628322"|"467 3948"|"4723305"|"4730 195"|"4752968"|"48272					

		66"|"4827271"|"483966 0"|"4843468"|"4847629" |"4849766"|"4857939"|" 4860019"|"4890114"|"4 894663"|"4907011"|"49 12481"|"4975711"|"503 0963"|"5138328"|"5168 472"|"5172084"|"52007 56"|"5212742"|"521443 4"|"5218370"|"5227804" |"5227808"|"5245350"|" 5248988"|"5255002"|"5 257032"|"5307075"|"53 37063"|"5337065"|"534 7291"|"5355144"|"5355 318"|"5363114"|"53733 00"|"5402134"|"541032 2"|"5420599"|"5422651" |"5451965"|"5451968"|" 5453751"|"5453752"|"5 457469"|"5471224"|"54 93702"|"5495261"|"550 8709"|"5534877"|"5537 367"|"5557293"|"55698 79"|"5608417"|"561920 5"|"5627550"|"5646635" |"5657028"|"5680144"|" 5684672"|"5703600"|"5 712640"|"5767811"|"57 84032"|"5790080"|"579 8688"|"5808586"|"5809 433"|"5821907"|"58382 85"|"5841402"|"584140 3"|"5870066"|"5872546" |"5898404"|"5903240"|" 5918183"|"5926139"|"5 926141"|"5929825"|"59 36583"|"5936587"|"594 3020"|"5966098"|"5973 651"|"5986609"|"59866 10"|"5986615"|"599083 8"|"5995052"|"6002367" |"6005524"|"6008764"|" 6011518"|"6011699"|"6 016130"|"6028567"|"60 28568"|"6031495"|"603 1499"|"6031505"|"6040 803"|"6058211"|"60695 92"|"6072434"|"607548 9"|"6075500"|"6078294" |"6081237"|"6087990"|" 6091365"|"6094179"|"6 097339"|"6097345"|"61 04349"|"6107920"|"611 1545"|"6122533"|"6127 977"|"6130651"|"61310 42"|"6138245"|"614096 6"|"6140969"|"6140975"					

		|"6141540"|"6147649"|"6147652"|"6147655").PN.					
L369	129	("6157344"|"6160513"|"6166694"|"6172618"|"6181281"|"6181284"|"6195048"|"6198442"|"6201501"|"6204826"|"6211824"|"6211826"|"6211889"|"6215474"|"6218992"|"6236366"|"6236372"|"6239765"|"6243592"|"6255994"|"6259407"|"6266023"|"6266538"|"6271794"|"6272356"|"6275198"|"6281846"|"6281848"|"6285326"|"6285327"|"6285342"|"6288680"|"6292154"|"6300910"|"6300914"|"6301489"|"6307511"|"6307512"|"6307519"|"6317083"|"6320543"|"6326919"|"6327485"|"6329951"|"6329954"|"6329962"|"6333716"|"6333719"|"6343208"|"6346914"|"6348892"|"6352434"|"6353443"|"6360105"|"6366243"|"6367939"|"6373447"|"6380899"|"6380902"|"6384790"|"6388626"|"6392610"|"6396444"|"6407710"|"6408190"|"6417810"|"6417816"|"6421013"|"6431712"|"6445352"|"6452549"|"6452553"|"6452556"|"6470174"|"6476766"|"6476769"|"6480159"|"6483462"|"6496154"|"6498586"|"6498588"|"6525691"|"6538604"|"6552690"|"6573867"|"6597319"|"6603434"|"6618017"|"6650294"|"6664932"|"6680705"|"6697022"|"6697024"|"6707428"|"6716103"|"6741215"|"6756944"|"6762723"|"6784844"|"6801164"|"6806834"|"6831606"|"6839040"|"6903686"|"6928413"|"6967731"|"6989794"|"6992633"|"7015868"|"7030833"|"7068230"|"7069043"|"7075484"|"7091911"|"7148850"|"7151955"|"718398	(US-PGPUB; USPAT)	ADJ	ON	ON	2022/03/08 03:24 PM

		3"|"7202822"|"7229385"|"7265724"|"7394432"|"7397431"|"7511675"|"7528782"|"7548915"|"8738103"|"9099773"|"9899727"|"D441733").PN.					
L370	250	L181 or L182 and (complexity near2 (factor or metric or indicator))	(US-PGPUB; USPAT)	ADJ	ON	ON	2022/03/08 03:24 PM
L371	250	L181 or L182 and (complex$4 near2 (factor or metric or indicator))	(US-PGPUB; USPAT)	ADJ	ON	ON	2022/03/08 03:24 PM
L372	4	(L181 or L182) and (complex$4 near2 (factor or metric or indicator))	(US-PGPUB; USPAT)	ADJ	ON	ON	2022/03/08 03:24 PM
L373	4	(L181 or L182) and (complex$4 near2 (factor or metric or indicator or level))	(US-PGPUB; USPAT)	ADJ	ON	ON	2022/03/08 03:24 PM
L374	12	"11614429"	(US-PGPUB; USPAT; USOCR)	ADJ	OFF	OFF	2022/03/08 03:24 PM
L375	68	(complexity or convolut$4) near2 (factor or metric or indicator) with (antenna or transmitter or receiver or transceiver) and (@ad<"20060618" or @rlad<"20060618")	(US-PGPUB; USPAT)	ADJ	ON	ON	2022/03/08 03:24 PM
L376	20	L190 AND ((H04B1/7115 OR H04B7/0413 OR H04L27/201 OR H04L1/0045 OR H01Q1/245).CPC.)	(US-PGPUB; USPAT)	ADJ	ON	ON	2022/03/08 03:24 PM
L377	115	("5451968"|"5453751"|"5453752"|"5457469"|"5471224"|"5493702"|"5495261"|"5508709"|"5534877"|"5537367"|"5557293"|"5569879"|"5608417"|"5619205"|"5627550"|"5646635"|"5657028"|"5680144"|"5684672"|"5703600"|"5712640"|"5767811"|"5784032"|"5790080"|"5798688"|"5808586"|"5809433"|"6127977"|"6130651"|"6131042"|"6138245"|"6140966"|"6140969"|"6140975"|"6141540"|"6147649"|	(US-PGPUB; USPAT)	ADJ	ON	ON	2022/03/08 03:24 PM

		6147652"|"6147655"|"6157344"|"6160513"|"6166694"|"6172618"|"6181281"|"6181284"|"6195048"|"6198442"|"6201501"|"6204826"|"6211824"|"6211826"|"6211889"|"6215474"|"6218992"|"6236366"|"6236372"|"6239765"|"6243592"|"6255994"|"6259407"|"6266023"|"6266538"|"6271794"|"6272356"|"6275198"|"6281846"|"6281848"|"6285326"|"6285327"|"6285342"|"6288680"|"6292154"|"6300910"|"6300914"|"6301489"|"6307511"|"6307512"|"6307519"|"6664932"|"6680705"|"6697022"|"6697024"|"6707428"|"6716103"|"6741215"|"6756944"|"6762723"|"6784844"|"6801164"|"6806834"|"6831606"|"6839040"|"6903686"|"6928413"|"6967731"|"6989794"|"6992633"|"7015868"|"7030833"|"7068230"|"7069043"|"7075484"|"7091911"|"7148850"|"7151955"|"7183983"|"7202822"|"7229385"|"7265724"|"7394432"|"7397431"|"7511675"|"7528782"|"7548915"|"8738103"|"D441733").PN.					
L378	70	L192 AND ((H01Q1/243 OR H01Q1/36 OR H01Q9/0407 OR H01Q1/242 OR H01Q1/241 OR H01Q5/50 OR H04B1/3833 OR H04B1/005).CPC.)	(US-PGPUB; USPAT)	ADJ	ON	ON	2022/03/08 03:24 PM
L379	5	"11614429"	(USPAT)	ADJ	OFF	OFF	2022/03/08 03:24 PM
L380	0	antenna with contour with (four or "4" or five or "5") with diagonal and (@ad<"20060618" or @rlad<"20060618")	(US-PGPUB; USPAT; USOCR)	ADJ	OFF	OFF	2022/03/08 03:24 PM
L381	12	"11614429"	(US-PGPUB; USPAT; USOCR)	ADJ	OFF	OFF	2022/03/08 03:24 PM

L382	5	"11614429"	(USPAT)	ADJ	OFF	OFF	2022/03/08 03:24 PM
L383	19309	(antenna or transmitter or transceiver) with complexity	(US-PGPUB; USPAT; USOCR)	ADJ	OFF	OFF	2022/03/08 03:24 PM
L384	214	L200 and (antenna or transmitter or transceiver) with (tri$1band or quad$band or (three or "3" or four) near2 (band or frequency)) and (@ad<"20060618" or @rlad<"20060618")	(US-PGPUB; USPAT; USOCR)	ADJ	OFF	OFF	2022/03/08 03:24 PM
L385	249	("20010002823"|"20010033250"|"20010050636"|"20020000940"|"20020000942"|"20020036594"|"20020105468"|"20020109633"|"20020126051"|"20020126054"|"20020126055"|"20020140615"|"20020149519"|"20020164986"|"20020175211"|"20020175866"|"20020175879"|"20020190904"|"20030025637"|"20030064750"|"20030090421"|"20030098814"|"20030189518"|"20030210200"|"20030228892"|"20040009755"|"20040027295"|"20040029581"|"20040056985"|"20040085244"|"20040090372"|"20040095289"|"20040110479"|"20040119644"|"20040176025"|"20040198436"|"20040204008"|"20040204126"|"20040212545"|"20040214541"|"20050017910"|"20050041624"|"20050057398"|"20050069069"|"20050075098"|"20050088340"|"20050107052"|"20050136958"|"20050153709"|"20050156785"|"20050157807"|"20050181826"|"20050192009"|"20050195112"|"20050195273"|"20050201307"|"20050231439"|"20050233705"|"20050239446"|"20050259031"|"20050264453"|"20050270995"|"2006000157	(US-PGPUB; USPAT)	ADJ	OFF	OFF	2022/03/08 03:24 PM

		6"|"20060015664"|"200 60019730"|"200600316 16"|"20060031886"|"20 060033668"|"20060050 473"|"20060050859"|"2 0060060068"|"2006007 7115"|"20060077310"|" 20060290573"|"200700 13589"|"20070229383"| "3079602"|"3521284"|"3 599214"|"3622890"|"36 83376"|"3683379"|"368 9929"|"3818490"|"3967 276"|"3969730"|"40218 10"|"4024542"|"403866 2"|"4072951"|"4131893" |"4141016"|"4318109"|" 4356492"|"4381566"|"4 471358"|"4471493"|"45 04834"|"4536725"|"454 3581"|"4571595"|"4584 709"|"4608572"|"46238 94"|"4628322"|"467394 8"|"4723305"|"4730195" |"4752968"|"4827266"|" 4827271"|"4839660"|"4 843468"|"4847629"|"48 49766"|"4857939"|"486 0019"|"4890114"|"4894 663"|"4907011"|"49124 81"|"4975711"|"503096 3"|"5138328"|"5168472" |"5172084"|"5200756"|" 5212742"|"5214434"|"5 218370"|"5227804"|"52 27808"|"5245350"|"524 8988"|"5255002"|"5257 032"|"5307075"|"53370 63"|"5337065"|"534729 1"|"5355144"|"5355318" |"5363114"|"5373300"|" 5402134"|"5410322"|"5 420599"|"5422651"|"54 51965"|"5451968"|"545 3751"|"5453752"|"5457 469"|"5471224"|"54937 02"|"5495261"|"550870 9"|"5534877"|"5537367" |"5557293"|"5569879"|" 5608417"|"5619205"|"5 627550"|"5646635"|"56 57028"|"5680144"|"568 4672"|"5703600"|"5712 640"|"5767811"|"57840 32"|"5790080"|"579868 8"|"5808586"|"5809433" |"5821907"|"5838285"|" 5841402"|"5841403"|"5				

		870066"|"5872546"|"58 98404"|"5903240"|"591 8183"|"5926139"|"5926 141"|"5929825"|"59365 83"|"5936587"|"594302 0"|"5966098"|"5973651" |"5986609"|"5986610"|" 5986615"|"5990838"|"5 995052"|"6002367"|"60 05524"|"6008764"|"601 1518"|"6011699"|"6016 130"|"6028567"|"60285 68"|"6031495"|"603149 9"|"6031505"|"6040803" |"6058211"|"6069592"|" 6072434"|"6075489"|"6 075500"|"6078294"|"60 81237"|"6087990"|"609 1365"|"6094179"|"6097 339"|"6097345"|"61043 49"|"6107920"|"611154 5"|"6122533"|"6127977" |"6130651"|"6131042"|" 6138245"|"6140966"|"6 140969"|"6140975"|"61 41540"|"6147649"|"614 7652"|"6147655"|"6157 344"|"6160513"|"61666 94"|"6172618"|"618128 1"|"6181284"|"6195048" |"6198442"|"6201501"|" 6204826"|"6211824"|"6 211826").PN.					
L386	115	("6211889"|"6215474"|" 6218992"|"6236366"|"6 236372"|"6239765"|"62 43592"|"6255994"|"625 9407"|"6266023"|"6266 538"|"6271794"|"62723 56"|"6275198"|"628184 6"|"6281848"|"6285326" |"6285327"|"6285342"|" 6288680"|"6292154"|"6 300910"|"6300914"|"63 01489"|"6307511"|"630 7512"|"6307519"|"6317 083"|"6320543"|"63269 19"|"6327485"|"632995 1"|"6329954"|"6329962" |"6333716"|"6333719"|" 6343208"|"6346914"|"6 348892"|"6352434"|"63 53443"|"6360105"|"636 6243"|"6367939"|"6373 447"|"6380899"|"63809 02"|"6384790"|"638862 6"|"6392610"|"6396444" |"6407710"|"6408190"|	(US-PGPUB; USPAT)	ADJ	OFF	OFF	2022/03/08 03:24 PM

		6417810"|"6417816"|"6421013"|"6431712"|"6445352"|"6452549"|"6452553"|"6452556"|"6470174"|"6476766"|"6476769"|"6480159"|"6483462"|"6496154"|"6498586"|"6498588"|"6525691"|"6538604"|"6552690"|"6573867"|"6597319"|"6603434"|"6618017"|"6650294"|"6664932"|"6680705"|"6697022"|"6697024"|"6707428"|"6716103"|"6741215"|"6756944"|"6762723"|"6784844"|"6801164"|"6806834"|"6831606"|"6839040"|"6903686"|"6928413"|"6967731"|"6989794"|"6992633"|"7015868"|"7030833"|"7068230"|"7069043"|"7075484"|"7091911"|"7148850"|"7151955"|"7183983"|"7202822"|"7229385"|"7265724"|"7394432"|"7397431"|"7511675"|"7528782"|"7548915"|"8738103"|"D441733").PN.					
L387	990	L202 OR L203	(US-PGPUB; USPAT; DERWENT)	ADJ	OFF	OFF	2022/03/08 03:24 PM
L388	15430	(multi$1band or multiple band or tri$1band or triple band or quad$1band) near3 (antenna or transceiver or receiver or transmitter)	(US-PGPUB; USPAT; DERWENT)	ADJ	OFF	OFF	2022/03/08 03:24 PM
L389	83	L204 and L205	(US-PGPUB; USPAT; DERWENT)	ADJ	OFF	OFF	2022/03/08 03:24 PM
L390	5	(US-20050176390-$ or US-20020000944-$ or US-20040145527-$).did. or (US-6989794-$ or US-6452553-$).did.	(US-PGPUB; USPAT)	ADJ	ON	ON	2022/03/08 03:24 PM
L391	5	L207 AND ((H01Q1/36 OR H01Q1/243 OR H01Q13/16 OR H01Q19/005 OR H01Q21/30 OR H01Q9/42).CPC.)	(US-PGPUB; USPAT)	ADJ	ON	ON	2022/03/08 03:24 PM
L392	68	(complexity or convolut$4) near2 (factor or metric or indicator) with (antenna	(US-PGPUB; USPAT)	ADJ	ON	ON	2022/03/08 03:24 PM

		or transmitter or receiver or transceiver) and (@ad<"20060618" or @rlad<"20060618")					
L393	1409	(phone or laptop or mobile or portable or cellular or radio) with (antenna) near2 (four or quad)	(US-PGPUB; USPAT; USOCR)	ADJ	OFF	OFF	2022/03/08 03:24 PM
L394	14	antenna with (tri or triple or three or quad or four) with (band or spectrum) and L211 and ("455" or "370").clas. and (@ad<"20060618" or @rlad<"20060618")	(US-PGPUB; USPAT; USOCR)	ADJ	OFF	OFF	2022/03/08 03:24 PM
L395	105	phone near2 antenna and antenna with contour and (multiple or multi or plural$4) with antenna	(US-PGPUB; USPAT; DERWENT; IBM_TDB)	ADJ	ON	ON	2022/03/08 03:24 PM
L396	14	(US-20050195112-$ or US-20160099496-$ or US-20060121865-$ or US-20040204007-$ or US-20060082505-$ or US-20050259013-$ or US-20080252536-$ or US-20050001767-$ or US-20020000944-$ or US-20040145527-$ or US-20060044195-$ or US-20050176390-$).did. or (US-7848781-$ or US-6452553-$).did.	(US-PGPUB; USPAT)	ADJ	OFF	OFF	2022/03/08 03:24 PM
L397	12	"11614429"	(US-PGPUB; USPAT; USOCR)	ADJ	OFF	OFF	2022/03/08 03:24 PM
L398	29347	complexity near3 factor	(US-PGPUB; USPAT; USOCR; FIT (AU, AP, AT, BE, BG, BR, BY, CA, CH, CN, CS, CU, CZ, DD, DE, DK, EA, EE, EP, ES, FI, FR, GB, HR, HU, ID, IE, IL, IS, IT, JP, KR, LT, LU, LV, MA, OA, RU, SU, WO, MC, MD, MY, NL, NO, NZ, PH, PL, PT, RO, RS, SE, SG, SI, SK, TH, TN, TR, TW, UA, VN); FPRS; EPO; JPO; DERWENT; IBM_TDB)	ADJ	ON	ON	2022/03/08 03:24 PM
L399	12	(complexity near3 factor).clm. AND "11614429"	(US-PGPUB; USPAT; USOCR; FIT (AU, AP, AT, BE, BG, BR, BY,	ADJ	ON	ON	2022/03/08 03:24 PM

			CA, CH, CN, CS, CU, CZ, DD, DE, DK, EA, EE, EP, ES, FI, FR, GB, HR, HU, ID, IE, IL, IS, IT, JP, KR, LT, LU, LV, MA, OA, RU, SU, WO, MC, MD, MY, NL, NO, NZ, PH, PL, PT, RO, RS, SE, SG, SI, SK, TH, TN, TR, TW, UA, VN); FPRS; EPO; JPO; DERWENT; IBM_TDB)				
L400	12	(complexity near3 factor).clm. AND "11614429"	(US-PGPUB; USPAT)	ADJ	ON	ON	2022/03/08 03:27 PM
L401	5	(complexity near3 factor).clm. AND "11614429"	(USPAT)	ADJ	ON	ON	2022/03/08 03:27 PM
L402	620	complexity near3 (factor OR metric OR index) WITH (antenna OR transceiver OR transmitter)	(US-PGPUB; USPAT; USOCR; FIT (AU, AP, AT, BE, BG, BR, BY, CA, CH, CN, CS, CU, CZ, DD, DE, DK, EA, EE, EP, ES, FI, FR, GB, HR, HU, ID, IE, IL, IS, IT, JP, KR, LT, LU, LV, MA, OA, RU, SU, WO, MC, MD, MY, NL, NO, NZ, PH, PL, PT, RO, RS, SE, SG, SI, SK, TH, TN, TR, TW, UA, VN); FPRS; EPO; JPO; DERWENT; IBM_TDB)	ADJ	ON	ON	2022/03/08 08:51 PM
L403	130	complexity near3 (factor OR metric OR index) WITH (antenna OR transceiver OR transmitter) AND (@ad<"20060718" OR @rlad<"20060718")	(US-PGPUB; USPAT; USOCR; FIT (AP, AT, AU, BE, BG, BR, BY, CA, CH, CN, CS, CU, CZ, DD, DE, DK, EA, EE, EP, ES, FI, FR, GB, HR, HU, ID, IE, IL, IS, IT, JP, KR, LT, LU, LV, MA, MC, MD, MY, NL, NO, NZ, OA, PH, PL, PT, RO, RS, RU, SE, SG, SI, SK, SU, TH, TN, TR, TW, UA, VN, WO); FPRS; EPO; JPO; DERWENT; IBM_TDB)	ADJ	ON	ON	2022/03/08 09:06 PM
L404	12	L403 AND ((H01Q1/243 OR H01Q21/28 OR H01Q1/24 OR H01Q23/00 OR H01Q9/26 OR H01Q1/22 OR	(US-PGPUB; USPAT; USOCR; FIT (AP, AT, AU, BE, BG, BR, BY, CA, CH, CN, CS, CU, CZ, DD, DE, DK, EA, EE, EP, ES, FI, FR, GB, HR, HU, ID, IE, IL, IS,	ADJ	ON	ON	2022/03/08 10:17 PM

		H01Q21/30 OR H01Q5/321 OR H01Q5/00 OR H01Q9/28).cpc.)	IT, JP, KR, LT, LU, LV, MA, MC, MD, MY, NL, NO, NZ, OA, PH, PL, PT, RO, RS, RU, SE, SG, SI, SK, SU, TH, TN, TR, TW, UA, VN, WO); FPRS; EPO; JPO; DERWENT; IBM_TDB)				
L405	44	complexity near3 (factor OR metric OR index) WITH (greater OR less OR more) SAME (antenna OR transceiver OR transmitter) AND (@ad<"20060718" OR @rlad<"20060718")	(US-PGPUB; USPAT; USOCR; FIT (AP, AT, AU, BE, BG, BR, BY, CA, CH, CN, CS, CU, CZ, DD, DE, DK, EA, EE, EP, ES, FI, FR, GB, HR, HU, ID, IE, IL, IS, IT, JP, KR, LT, LU, LV, MA, MC, MD, MY, NL, NO, NZ, OA, PH, PL, PT, RO, RS, RU, SE, SG, SI, SK, SU, TH, TN, TR, TW, UA, VN, WO); FPRS; EPO; JPO; DERWENT; IBM_TDB)	ADJ	ON	ON	2022/03/09 02:23 AM
L406	4	"17246192"	(US-PGPUB; USPAT; USOCR; FIT (AU, AP, AT, BE, BG, BR, BY, CA, CH, CN, CS, CU, CZ, DD, DE, DK, EA, EE, EP, ES, FI, FR, GB, HR, HU, ID, IE, IL, IS, IT, JP, KR, LT, LU, LV, MA, OA, RU, SU, WO, MC, MD, MY, NL, NO, NZ, PH, PL, PT, RO, RS, SE, SG, SI, SK, TH, TN, TR, TW, UA, VN); FPRS; EPO; JPO; DERWENT; IBM_TDB)	ADJ	ON	ON	2022/03/11 04:14 PM
L407	250	("10644380" OR "20010002823" OR "20010033250" OR "20010050636" OR "20020000940" OR "20020000942" OR "20020000944" OR "20020036594" OR "20020105468" OR "20020109633" OR "20020126051" OR "20020126054" OR "20020126055" OR "20020140601" OR "20020140615" OR "20020149519" OR	(US-PGPUB; USPAT)	ADJ	ON	ON	2022/03/11 05:26 PM

		"20020164986" OR "20020175211" OR "20020175866" OR "20020175879" OR "20020190904" OR "20030025637" OR "20030064750" OR "20030090421" OR "20030098814" OR "20030137461" OR "20030189518" OR "20030210200" OR "20030228892" OR "20040009755" OR "20040027295" OR "20040029581" OR "20040056985" OR "20040085244" OR "20040090372" OR "20040095289" OR "20040110479" OR "20040119644" OR "20040145527" OR "20040176025" OR "20040198436" OR "20040204008" OR "20040204126" OR "20040212545" OR "20040214541" OR "20050001767" OR "20050017910" OR "20050041624" OR "20050057398" OR "20050069069" OR "20050075098" OR "20050088340" OR "20050107052" OR "20050136958" OR "20050153709" OR "20050156785" OR "20050157807" OR "20050176390" OR "20050181826" OR "20050184909" OR "20050192009" OR "20050195112" OR "20050195273" OR "20050201307" OR "20050231439" OR "20050233705" OR "20050239446" OR "20050259013" OR "20050259031" OR "20050264453" OR "20050270995" OR "20060001576" OR "20060015664" OR "20060019730" OR					

		"20060031616" OR "20060031886" OR "20060033668" OR "20060044195" OR "20060050473" OR "20060050859" OR "20060060068" OR "20060077115" OR "20060077310" OR "20060082505" OR "20060121865" OR "20060290573" OR "20070013589" OR "20070229383" OR "3079602" OR "3521284" OR "3599214" OR "3622890" OR "3683376" OR "3683379" OR "3689929" OR "3818490" OR "3967276" OR "3969730" OR "4021810" OR "4024542" OR "4038662" OR "4072951" OR "4131893" OR "4141016" OR "4318109" OR "4356492" OR "4381566" OR "4471358" OR "4471493" OR "4504834" OR "4536725" OR "4543581" OR "4571595" OR "4584709" OR "4590614" OR "4608572" OR "4623894" OR "4628322" OR "4673948" OR "4723305" OR "4730195" OR "4752968" OR "4827266" OR "4827271" OR "4839660" OR "4843468" OR "4847629" OR "4849766" OR "4857939" OR "4860019" OR "4890114" OR "4894663" OR					

		"4907011" OR "4912481" OR "4975711" OR "5030963" OR "5138328" OR "5168472" OR "5172084" OR "5200756" OR "5212488" OR "5212742" OR "5214434" OR "5218370" OR "5227804" OR "5227808" OR "5245350" OR "5248988" OR "5255002" OR "5257032" OR "5307075" OR "5337063" OR "5337065" OR "5347291" OR "5355144" OR "5355318" OR "5363114" OR "5373300" OR "5402134" OR "5410322" OR "5420599" OR "5422651" OR "5451965" OR "5451968" OR "5453751" OR "5453752" OR "5457469" OR "5471224" OR "5493702" OR "5495261" OR "5508709" OR "5534877" OR "5537367" OR "5557293" OR "5569879" OR "5608417" OR "5619205" OR "5627550" OR "5646635" OR "5657028" OR "5680144" OR "5684672" OR "5703600" OR "5712640" OR "5767811" OR "5784032" OR "5790080" OR "5798688" OR "5808586" OR "5809433" OR					

		"5821907" OR "5838285" OR "5841402" OR "5841403" OR "5870066" OR "5872546" OR "5898404" OR "5903240" OR "5918183" OR "5926139" OR "5926141" OR "5929825" OR "5936583" OR "5936587" OR "5943020" OR "5966098" OR "5973651" OR "5986609" OR "5986610" OR "5986615" OR "5990838" OR "5995052" OR "6002367" OR "6005524" OR "6008764" OR "6011518" OR "6011699" OR "6016130" OR "6028567" OR "6028568" OR "6031495" OR "6031499" OR "6031505" OR "6040803" OR "6058211" OR "6069592" OR "6072434" OR "6075489" OR "6075500" OR "6078294" OR "6081237" OR "6087990" OR "6091365" OR "6094179" OR "6097339" OR "6097345" OR "6104349" OR "6107920" OR "6111545" OR "6122533" OR "6127977" OR "6130651" OR "6131042" OR "6138245" OR "6140966" OR "6140969" OR "6140975" OR "6141540" OR					

		"6147649" OR "6147652").pn.					
L408	131	("6147655" OR "6157344" OR "6160513" OR "6166694" OR "6172618" OR "6181281" OR "6181284" OR "6195048" OR "6198442" OR "6201501" OR "6204826" OR "6211824" OR "6211826" OR "6211889" OR "6215474" OR "6218992" OR "6236366" OR "6236372" OR "6239765" OR "6243592" OR "6255994" OR "6259407" OR "6266023" OR "6266538" OR "6271794" OR "6272356" OR "6275198" OR "6281846" OR "6281848" OR "6285326" OR "6285327" OR "6285342" OR "6288680" OR "6292154" OR "6300910" OR "6300914" OR "6301489" OR "6307511" OR "6307512" OR "6307519" OR "6317083" OR "6320543" OR "6326919" OR "6327485" OR "6329951" OR "6329954" OR "6329962" OR "6333716" OR "6333719" OR "6343208" OR "6346914" OR "6348892" OR "6352434" OR "6353443" OR "6360105" OR "6366243" OR	(US-PGPUB; USPAT)	ADJ	ON	ON	2022/03/11 05:26 PM

		"6367939" OR "6373447" OR "6380899" OR "6380902" OR "6384790" OR "6388626" OR "6392610" OR "6396444" OR "6407710" OR "6408190" OR "6417810" OR "6417816" OR "6421013" OR "6431712" OR "6445352" OR "6452549" OR "6452553" OR "6452556" OR "6470174" OR "6476766" OR "6476769" OR "6480159" OR "6483462" OR "6496154" OR "6498586" OR "6498588" OR "6525691" OR "6538604" OR "6552690" OR "6573867" OR "6597319" OR "6603434" OR "6618017" OR "6650294" OR "6664932" OR "6680705" OR "6697022" OR "6697024" OR "6707428" OR "6716103" OR "6741215" OR "6756944" OR "6762723" OR "6784844" OR "6801164" OR "6806834" OR "6831606" OR "6839040" OR "6903686" OR "6928413" OR "6967731" OR "6989794" OR "6992633" OR "7015868" OR "7030833" OR "7068230" OR "7069043" OR "7075484" OR					

		"7091911" OR "7123208" OR "7148850" OR "7151955" OR "7183983" OR "7202822" OR "7229385" OR "7265724" OR "7394432" OR "7397431" OR "7511675" OR "7528782" OR "7548915" OR "8738103" OR "9099773" OR "9899727" OR "D441733").pn.					
L409	12	complexity near3 (factor OR index OR metric) near4 (least OR minimum OR greater) WITH antenna	(US-PGPUB; USPAT; USOCR)	ADJ	OFF	OFF	2022/03/11 06:33 PM
L410	11	(complexity near3 (factor OR index OR metric) near4 (least OR minimum OR greater) WITH antenna).clm.	(US-PGPUB; USPAT; USOCR)	ADJ	OFF	OFF	2022/03/11 06:34 PM
L411	70	L169 AND ((H01Q1/243 OR H01Q1/36 OR H01Q9/0407 OR H01Q1/242 OR H01Q1/241 OR H01Q5/50 OR H04B1/3833 OR H04B1/005).CPC.)	(US-PGPUB; USPAT)	ADJ	ON	ON	2022/03/11 06:40 PM
L413	5	L207 AND ((H01Q1/36 OR H01Q1/243 OR H01Q13/16 OR H01Q19/005 OR H01Q21/30 OR H01Q9/42).CPC.)	(US-PGPUB; USPAT)	ADJ	ON	ON	2022/03/11 06:43 PM

PE2E SEARCH - Search History (Interference)

Ref #	Hits	Search Query	DBs	Default Operator	Plurals	British Equivalents	Time Stamp
N56	2	(length with contour with four with diagonal with antenna).clm.	(USPAT)	ADJ	ON	ON	2017/09/28 06:34 PM
N57	1	(complexity factor with f21).clm.	(USPAT)	ADJ	ON	ON	2017/09/28 06:34 PM
N131	3	(complexity near2 factor with (least or minimum or min) with	(USPAT)	ADJ	ON	ON	2019/08/01 10:29 PM

		antenna).clm.					
N132	4	(parallelepiped near4 tangent).clm.	(USPAT)	ADJ	ON	ON	2019/08/01 10:30 PM
N133	0	N131 and N132	(USPAT)	ADJ	ON	ON	2019/08/01 10:30 PM
N134	2	(perimeter with segment with contour with antenna).clm.	(USPAT)	ADJ	ON	ON	2019/08/01 10:34 PM
N135	0	(width near4 height near4 ratio).clm. and N134	(USPAT)	ADJ	ON	ON	2019/08/01 10:37 PM
N172	3	(complexity factor with f21).clm.	(USPAT)	ADJ	ON	ON	2020/01/05 08:42 PM
N173	3	(complexity near2 factor with (least or minimum or min) with antenna).clm.	(USPAT)	ADJ	ON	ON	2020/01/05 08:43 PM
N189	4	"11614429"	(USPAT)	ADJ	OFF	OFF	2020/08/26 06:34 PM
N194	1	"11614429" and aspect near22 value	(USPAT)	ADJ	OFF	OFF	2020/08/26 11:25 PM
N195	1	"11614429" and aspect near2 value	(USPAT)	ADJ	OFF	OFF	2020/08/26 11:25 PM
N209	4	"11614429"	(USPAT)	ADJ	OFF	OFF	2020/12/18 07:29 PM
N215	15	(complexity factor with antenna).clm.	(US-PGPUB; USPAT)	ADJ	ON	ON	2021/04/17 01:53 AM
N216	13	(complexity factor with antenna and frequency near2 band).clm.	(US-PGPUB; USPAT)	ADJ	ON	ON	2021/04/17 01:54 AM
N217	9	N216 and (enclos$5 or rectangle).clm.	(US-PGPUB; USPAT)	ADJ	ON	ON	2021/04/17 01:55 AM
N218	5	N217 and spectrum.clm.	(US-PGPUB; USPAT)	ADJ	ON	ON	2021/04/17 01:55 AM
N219	11	(complexity near3 (factor OR index OR metric) near4 (least OR minimum OR greater) WITH antenna).clm.	(US-PGPUB; USPAT)	ADJ	OFF	OFF	2022/03/11 06:34 PM
N220	10	(complexity near3 (factor OR index OR metric) near4 (least OR minimum OR greater) WITH antenna AND short near3 side).clm.	(US-PGPUB; USPAT)	ADJ	OFF	OFF	2022/03/11 06:34 PM
N221	8	(complexity near3 (factor OR index OR metric) near4 (least OR minimum OR greater) WITH antenna AND short near3 side AND contour WITH	(US-PGPUB; USPAT)	ADJ	OFF	OFF	2022/03/11 06:36 PM

		perimeter).clm.					

Doc code: IDS
Doc description: Information Disclosure Statement (IDS) Filed

PTO/SB/08a (02-18)
Approved for use through 11/30/2020. OMB 0651-0031
U.S. Patent and Trademark Office; U.S. DEPARTMENT OF COMMERCE
Under the Paperwork Reduction Act of 1995, no persons are required to respond to a collection of information unless it contains a valid OMB control number.

INFORMATION DISCLOSURE STATEMENT BY APPLICANT
(Not for submission under 37 CFR 1.99)

Application Number	
Filing Date	
First Named Inventor	Carles PUENTE BALIARDA
Art Unit	
Examiner Name	
Attorney Docket Number	0690.0023CN5

U.S.PATENTS Remove

Examiner Initial*	Cite No	Patent Number	Kind Code[1]	Issue Date	Name of Patentee or Applicant of cited Document	Pages,Columns,Lines where Relevant Passages or Relevant Figures Appear
	1	6317083		2001-11-13	JOHNSON	
	2	6320543		2001-11-20	OHATA	
	3	6326919		2001-12-04	DIXIMUS	
	4	6327485		2001-12-04	WALDRON	
	5	6329951		2001-12-11	WEN	
	6	6329954		2001-12-11	FUCHS	
	7	6329962		2001-12-11	YING	
	8	6333716		2001-12-25	PONTOPPIDAN	

ALL REFERENCES CONSIDERED EXCEPT WHERE LINED THROUGH. /D.H/

INFORMATION DISCLOSURE STATEMENT BY APPLICANT (Not for submission under 37 CFR 1.99)		
	Application Number	
	Filing Date	
	First Named Inventor	Carles PUENTE BALIARDA
	Art Unit	
	Examiner Name	
	Attorney Docket Number	0690.0023CN5

	9	6333719		2001-12-25	VARADAN	
	10	6343208		2002-01-29	YING	
	11	6346914		2002-02-12	ANNAMAA	
	12	6348892		2002-02-19	ANNAMAA	
	13	6352434		2002-03-05	EMMERT	
	14	6353443		2002-03-05	YING	
	15	6360105		2002-03-19	NAKADA	
	16	6366243		2002-04-02	ISOHATALA	
	17	6367939		2002-04-09	CARTER	
	18	6373447		2002-04-16	ROSTOKER	
	19	6380899		2002-09-30	MADSEN	

ALL REFERENCES CONSIDERED EXCEPT WHERE LINED THROUGH. /D.H/

INFORMATION DISCLOSURE STATEMENT BY APPLICANT (Not for submission under 37 CFR 1.99)		
	Application Number	
	Filing Date	
	First Named Inventor	Carles PUENTE BALIARDA
	Art Unit	
	Examiner Name	
	Attorney Docket Number	0690.0023CN5

	20	6380902		2002-04-30	DUROUX	
	21	6384790		2002-05-07	DISHART	
	22	6388626		2002-05-14	GAMALIELSSON	
	23	6392610		2002-05-21	BRAUN	
	24	6396444		2002-05-28	GOWARD	
	25	6407710		2002-06-18	KEILEN	
	26	6408190		2002-06-18	YING	
	27	6417810		2002-07-09	HUELS	
	28	6417816		2002-07-09	SADLER	
	29	6421013		2002-07-16	CHUNG	
	30	6431712		2002-08-13	TURNBULL	

ALL REFERENCES CONSIDERED EXCEPT WHERE LINED THROUGH. /D.H/

INFORMATION DISCLOSURE STATEMENT BY APPLICANT (Not for submission under 37 CFR 1.99)		
	Application Number	
	Filing Date	
	First Named Inventor	Carles PUENTE BALIARDA
	Art Unit	
	Examiner Name	
	Attorney Docket Number	0690.0023CN5

	31	6445352		2002-09-03	COHEN	
	32	6452549		2002-09-17	LO	
	33	6452553		2002-09-17	COHEN	
	34	6452556		2002-09-17	HA	
	35	6470174		2002-10-22	SCHEFTE	
	36	6476766		2002-11-05	COHEN	
	37	6476769		2002-11-05	LEHTOLA	
	38	6480159		2002-11-12	ILSU	
	39	6483462		2002-11-19	WEINBERGER	
	40	6496154		2002-12-17	GYENES	
	41	6498586		2002-12-24	PANKINAHO	

ALL REFERENCES CONSIDERED EXCEPT WHERE LINED THROUGH. /D.H/

INFORMATION DISCLOSURE STATEMENT BY APPLICANT (Not for submission under 37 CFR 1.99)		
	Application Number	
	Filing Date	
	First Named Inventor	Carles PUENTE BALIARDA
	Art Unit	
	Examiner Name	
	Attorney Docket Number	0690.0023CN5

	42	6498588		2002-12-24	CALLAGHAN	
	43	6525691		2003-02-25	VARADAN	
	44	6538604		2003-03-25	ISOHATALA	
	45	6552690		2003-04-22	VEERASAMY	
	46	6573867		2003-06-03	DESCLOS	
	47	6597319		2003-07-22	MENG	
	48	6603434		2003-08-05	LINDENMEIER	
	49	6618017		2003-09-09	RYKEN	
	50	6650294		2003-11-18	YING	

If you wish to add additional U.S. Patent citation information please click the Add button. Add

U.S.PATENT APPLICATION PUBLICATIONS Remove

Examiner Initial*	Cite No	Publication Number	Kind Code[1]	Publication Date	Name of Patentee or Applicant of cited Document	Pages,Columns,Lines where Relevant Passages or Relevant Figures Appear

EFS Web 2.1.18

ALL REFERENCES CONSIDERED EXCEPT WHERE LINED THROUGH. /D.H/

INFORMATION DISCLOSURE STATEMENT BY APPLICANT (Not for submission under 37 CFR 1.99)		
	Application Number	
	Filing Date	
	First Named Inventor	Carles PUENTE BALIARDA
	Art Unit	
	Examiner Name	
	Attorney Docket Number	0690.0023CN5

	1				

If you wish to add additional U.S. Published Application citation information please click the Add button. Add

FOREIGN PATENT DOCUMENTS Remove

Examiner Initial*	Cite No	Foreign Document Number[3]	Country Code[2]	Kind Code[4]	Publication Date	Name of Patentee or Applicant of cited Document	Pages,Columns,Lines where Relevant Passages or Relevant Figures Appear	T[5]
	1	01/69805	WO		2001-09-20	PARK		
	2	01/73890	WO		2001-10-04	WALSTRA		
	3	01/78192	WO		2001-10-18	WEN		
	4	01/82410	WO		2001-11-01	PUENTE		
	5	01/86753	WO		2001-11-15	HACKERT		
	6	01/89031	WO		2001-11-22	BJORKMAN		
	7	01/08254	WO		2001-02-01	RUTKOWSKI		
	8	02/01668	WO		2002-01-03	VARADAN		

ALL REFERENCES CONSIDERED EXCEPT WHERE LINED THROUGH. /D.H/

INFORMATION DISCLOSURE STATEMENT BY APPLICANT (Not for submission under 37 CFR 1.99)		
	Application Number	
	Filing Date	
	First Named Inventor	Carles PUENTE BALIARDA
	Art Unit	
	Examiner Name	
	Attorney Docket Number	0690.0023CN5

	9	02/03092	WO		2002-01-10	SONG		
	10	02/063715	WO		2002-08-15	GONG		
	11	02/065583	WO		2002-08-22	YABLONOVITCH		
	12	02/071535	WO		2002-09-12	BOYLE		
	13	02/078121	WO		2002-10-03	ROMERO		
	14	02/078123	WO		2002-10-03	BOLIN		
	15	02/078124	WO		2002-10-03	YING		
	16	02/080306	WO		2002-10-10	ZHOU		
	17	02/084790	WO		2002-10-24	PUENTE		
	18	02/087014	WO		2002-10-31	LARKAMP		
	19	02/091518	WO		2002-11-14	WHYBREW		

ALL REFERENCES CONSIDERED EXCEPT WHERE LINED THROUGH. /D.H/

INFORMATION DISCLOSURE STATEMENT BY APPLICANT (Not for submission under 37 CFR 1.99)		
	Application Number	
	Filing Date	
	First Named Inventor	Carles PUENTE BALIARDA
	Art Unit	
	Examiner Name	
	Attorney Docket Number	0690.0023CN5

	20	02/095874	WO		2002-11-28	EASON		
	21	02/096166	WO		2002-11-28	OZGUR		
	22	02/23667	WO		2002-03-21	CHULAJATA		
	23	02/35646	WO		2002-05-02	PUENTE		
	24	02/35652	WO		2002-05-02	OH		
	25	03/003503	WO		2003-01-09	DESCLOS		
	26	03/017421	WO		2003-02-27	VEERASAMY		
	27	03/023900	WO		2003-03-20	QUINTERO		
	28	03/026064	WO		2003-03-27	BOYLE		
	29	03/043326	WO		2003-05-22	COOPER		
	30	03/047035	WO		2003-06-05	STANDKE		

ALL REFERENCES CONSIDERED EXCEPT WHERE LINED THROUGH. /D.H/

INFORMATION DISCLOSURE STATEMENT BY APPLICANT (Not for submission under 37 CFR 1.99)		
	Application Number	
	Filing Date	
	First Named Inventor	Carles PUENTE BALIARDA
	Art Unit	
	Examiner Name	
	Attorney Docket Number	0690.0023CN5

	31	03/083989	WO		2003-10-09	JEONG		
	32	03/075398	WO		2003-09-12	RYHANEN		
	33	2004/001578	WO		2003-12-31	KESPOHL		
	34	2004/027922	WO		2004-04-01	KADAMBI		
	35	2004/062032	WO		2004-07-22	VANCE		
	36	2004/066437	WO		2004-08-05	PUENTE		
	37	2004/070874	WO		2004-08-19	PUCKEY		
	38	2004/077829	WO		2004-09-10	BERG		
	39	2004/079861	WO		2004-09-16	BOYANOV		
	40	2004/084345	WO		2004-09-30	PIETIG		
	41	2004/097976	WO		2004-11-11	PEDERSEN		

ALL REFERENCES CONSIDERED EXCEPT WHERE LINED THROUGH. /D.H/

INFORMATION DISCLOSURE STATEMENT BY APPLICANT (Not for submission under 37 CFR 1.99)		
	Application Number	
	Filing Date	
	First Named Inventor	Carles PUENTE BALIARDA
	Art Unit	
	Examiner Name	
	Attorney Docket Number	0690.0023CN5

	42	2004/114464	WO		2004-12-29	PAM		
	43	2005/004283	WO		2005-01-13	RAO		
	44	2005/006743	WO		2005-01-20	MUSCHALLIK		
	45	2005/013515	WO		2005-02-10	KIM		
	46	2005/050780	WO		2005-06-02	SAITO		
	47	2005/055594	WO		2005-06-16	OKAMOTO		
	48	2005/057923	WO		2005-06-23	ALEKSIC		
	49	2005/062550	WO		2005-07-07	LEE		
	50	2005/067458	WO		2005-07-28	HARDACKER		

If you wish to add additional Foreign Patent Document citation information please click the Add button [Add]

NON-PATENT LITERATURE DOCUMENTS [Remove]

Examiner Initials*	Cite No	Include name of the author (in CAPITAL LETTERS), title of the article (when appropriate), title of the item (book, magazine, journal, serial, symposium, catalog, etc), date, pages(s), volume-issue number(s), publisher, city and/or country where published.	T[5]

EFS Web 2.1.18

ALL REFERENCES CONSIDERED EXCEPT WHERE LINED THROUGH. /D.H/

INFORMATION DISCLOSURE STATEMENT BY APPLICANT (Not for submission under 37 CFR 1.99)		
	Application Number	
	Filing Date	
	First Named Inventor	Carles PUENTE BALIARDA
	Art Unit	
	Examiner Name	
	Attorney Docket Number	0690.0023CN5

	1	Kuo , S., Frequency-independent log-periodic antenna arrays with increased directivity and gain, USAF Antenna Research and Development Program, 21th , 1971. Symposium on the, 19711012	
	2	Kurpis , G. P., The New IEEE standard dictionary of electrical and electronics terms, IEEE Standards, 19930101, Pag.90, 352, 393	
	3	Kutter , R. E., Fractal antenna design, University of Dayton, 19960101	
	4	Kyriacos , S. ; Buczkowski , S. et al., A modified box-counting method, Fractals, 19940101, Vol.2, No.2, Pag.321-324	
	5	Ladebusch , U. ; Liss , C., Terrestrial DVB (DVB-T): a broadcast technology for stationary portable and mobile use, Proceedings of the IEEE, 20060101, Vol.94, No.1	
	6	Lam , K. W. ; Yung , E. K. N., A novel leaky wave antenna for the base station in an innovative indoors cellular mobile communication system, Antennas and Propagation Society (APS), 1999. IEEE International Symposium, 19990711	
	7	Lancaster , M. J. et al, Superconducting filters using slow-wave transmission lines, Advances in Superconductivity, 8th , New Delhi, 1996. International Symposium on, 19960101	
	8	Lancaster , M. J. et al., Miniature superconducting filters, Microwave Theory and Techniques, IEEE Transactions on, 19960701	
	9	Larson , J., A BAW Antenna Duplexer for the 1900 MHz PCS Band, Ultrasonics Symposium, IEEE, 19991017	
	10	Larson , L., Radio frequency integrated circuit technology for low-power wireless communications, Personal Communications, IEEE, 19980601	
	11	Lauwerier , H., Fractals. Endlessly repeated geometrical figures, Princeton University Press, 19910101, Vol.Chapters 1, 3 and 5 for Space-filling	

ALL REFERENCES CONSIDERED EXCEPT WHERE LINED THROUGH. /D.H/

INFORMATION DISCLOSURE STATEMENT BY APPLICANT (Not for submission under 37 CFR 1.99)		
	Application Number	
	Filing Date	
	First Named Inventor	Carles PUENTE BALIARDA
	Art Unit	
	Examiner Name	
	Attorney Docket Number	0690.0023CN5

	12	Lee , C. S., Planar circularly polarized microstrip antenna with a single feed, Antennas and Propagation, IEEE Transactions on, 19990601	
	13	Lee , C. S. ; Chen , P. W., Electrically small microstrip antennas, Antennas and Propagation Society (APS), 2000. IEEE International Symposium, 20000707	
	14	Lee , J. C., Analysis of differential line length diplexers and long-stub filters, USAF Antenna Research and Development Program, 21th , 1971. Symposium on the, 19711012	
	15	Leisten , O. et al., Miniature dielectric-loaded personal telephone antennas with low user exposure, Electronics Letters, 19980820, Vol.34, No.17	
	16	Lettieri , P. et al, Advances in wireless terminals, Personal Communications, IEEE, 19990201	
	17	Li , J. ; Du , Q. ; Sun , C., An improved box-counting method for image fractal dimension estimation, Pattern Recognition, 20070906, Vol.42	
	18	Li , J. ; Sun , C. ; Du , Q., A New Box-Counting Method for Estimation of Image Fractal Dimension, Image Processing, 2006. IEEE International Conference on, 20061008	
	19	Liu , D., A multi-branch monopole antenna for dual-band cellular applications, Antennas and Propagation Society (APS), 1999. IEEE International Symposium, 19990903, Vol.3	
	20	Liu , S. T., An improved differential box-counting approach to compute fractal dimension of gray-level image, Information Science and Engineering (ISISE), 2008. International Symposium on, 20080304, Vol.1	
	21	Liu , Z. D. ; Hall , P. S. ; Wake , D., Dual-frequency planar inverted-f antenna, Antennas and Propagation, IEEE Transactions on, 19971001	
	22	Lo , T. K. ; Hwang , Y., Bandwidth enhancement of PIFA loaded with a very high permittivity material using FDTD, Antennas and Propagation Society (APS), 1998. IEEE International Symposium, 19980621	

ALL REFERENCES CONSIDERED EXCEPT WHERE LINED THROUGH. /D.H/

INFORMATION DISCLOSURE STATEMENT BY APPLICANT (Not for submission under 37 CFR 1.99)		
	Application Number	
	Filing Date	
	First Named Inventor	Carles PUENTE BALIARDA
	Art Unit	
	Examiner Name	
	Attorney Docket Number	0690.0023CN5

	23	Lo , Y. T. ; Solomon , D. ; Richards , W. F., Theory and experiment on microstrip antennas, Antenna Applications, 1978. Symposium, 19780920	
	24	Locus , S. S., Antenna design for high performance missile environment, USAF Antenna Research and Development Program, 5th , 1955. Symposium on the, 19551016	
	25	Lu , J. H., Slot-coupled small triangular microstrip antenna, Microwave and Optical Technology Letters, 19971220	
	26	Lu , J. H. ; Tang , C. L. ; Wong , K. L., Novel dual-frequency and broad-band designs of slot-loaded equilateral triangular microstrip antennas, Antennas and Propagation, IEEE Transactions on, 20000701, Vol.48	
	27	Lu , J. H. ; Tang , C. L. ; Wong , K. L., Single-feed slotted equilateral triangular microstrip antenna for circular polarization, Antennas and Propagation, IEEE Transactions on, 19990701	
	28	Lu , J. H. ; Wong , K. L., Dual-frequency rectangular microstrip antenna with embedded spur lines and integrated reactive loading, Microwave and Optical Technology Letters, 19990520, Vol.21	
	29	Lu , J. H. ; Wong , K. L., Single-feed dual-frequency equilateral-triangular microstrip antenna with pair of spur lines, Electronics Letters, 19980611, Vol.34	
	30	Lu , J. H. ; Yang , K. P, Slot coupled compact triangular microstrip antenna with lumped load, Antennas and Propagation Society (APS), 1998. IEEE International Symposium, 19980621	
	31	Lu , J. H. et al., Slot-loaded, Meandered Rectangular Microstrip Antenna With Compact Dualfrequency Operation, Electronics Letters, 19980528, Vol.34, No.11	
	32	Lyon , J. ; Rassweiler , G. ; Chen , C., Ferrite-loading effects on helical and spiral antennas, USAF Antenna Research and Development Program, 15th , 1965. Symposium on the, 19651012	
	33	Maci , S. et al., Dual-band Slot-loaded patch antenna, Microwaves, Antennas and Propagation, IEE Proceedings H, 19950601, Vol.142, Pag.225-232	

ALL REFERENCES CONSIDERED EXCEPT WHERE LINED THROUGH. /D.H/

INFORMATION DISCLOSURE STATEMENT BY APPLICANT (Not for submission under 37 CFR 1.99)		
	Application Number	
	Filing Date	
	First Named Inventor	Carles PUENTE BALIARDA
	Art Unit	
	Examiner Name	
	Attorney Docket Number	0690.0023CN5

	34	Maci , S. et al., Dual-frequency patch antennas, Antennas and Propagation Magazine, IEEE, 19971201	
	35	Mahmoud , Q. H., Building wireless internet services - state of the art, Computer Systems and Applications (ACS), 2003. IEEE International Conference on, 20030714	
	36	Mandelbrot , B. B., Opinions (Benoit B. Mandelbrot), World Scientific Publishing Company - Case 6:09-cv-00203-LED-JDL, 19930101	
	37	Mandelbrot, B. B., The fractal geometry of nature, Freeman and Company, 19820101, Pag. 32-35	
	38	Markopoupou , A. et al, Energy efficient communication in battery constrained portable devices, Broadband Networks (BroadNets), 2005. International Conference on, 20051001	
	39	Martin , R. W. ; Stangel , J. J., An unfurlable, high-gain log-periodic antenna for space use, USAF Antenna Research and Development Program, 17th , 1967. Symposium on the, 19671114	
	40	Martin, W. R., Flush vor antenna for c-121 aircraft, USAF Antenna Research and Development Program, 2th , 1952. Symposium on the, 19521019	
	41	Martinez-Vazquez , M. et al., Integrated planar multiband antennas for personal communications handsets, Antennas and Propagation, IEEE Transactions on, 20060201, Vol.54, No.2	
	42	Matsushima et al, Electromagnetically coupled dielectric chip antenna, Antennas and Propagation, IEEE Transactions on, 19980601	
	43	Matthaei , G. L., Microwave filters impedance-matching networks and coupling structures, Artech House, 19800101, Pag.1096	
	44	Matthaei , G. L. et al., Hairpin-comb filters for HTS and other narrow-band applications, Microwave Theory and Techniques, IEEE Transactions on, 19970801, Vol.45, No.3	

ALL REFERENCES CONSIDERED EXCEPT WHERE LINED THROUGH. /D.H/

INFORMATION DISCLOSURE STATEMENT BY APPLICANT (Not for submission under 37 CFR 1.99)		
	Application Number	
	Filing Date	
	First Named Inventor	Carles PUENTE BALIARDA
	Art Unit	
	Examiner Name	
	Attorney Docket Number	0690.0023CN5

	45	May , M., Aerial magic, New Scientist, 19980131	
	46	Mayes , P., Some broadband , low-profile antennas, Antenna Applications, 1985. Symposium, 19850918	
	47	Mayes , P. E., High gain log-periodic antennas, USAF Antenna Research and Development Program, 10th , 1960. Symposium on the, 19601003	
	48	Mayes , P. E., Multi-arm logarithmic spiral antennas, USAF Antenna Research and Development Program, 10th , 1960. Symposium on the, 19601003	
	49	McCormick , J., A Low-profile electrically small VHF antenna, USAF Antenna Research and Development Program, 15th , 1965. Symposium on the, 19651012	
	50	McDowell , E. P., Flush mounted X-band beacon antennas for aircraft, USAF Antenna Research and Development Program, 3th , 1953. Symposium on the, 19531018	

If you wish to add additional non-patent literature document citation information please click the Add button Add

EXAMINER SIGNATURE

Examiner Signature	/DUNG HONG/	Date Considered	03/08/2022

*EXAMINER: Initial if reference considered, whether or not citation is in conformance with MPEP 609. Draw line through a citation if not in conformance and not considered. Include copy of this form with next communication to applicant.

[1] See Kind Codes of USPTO Patent Documents at www.USPTO.GOV or MPEP 901.04. [2] Enter office that issued the document, by the two-letter code (WIPO Standard ST.3). [3] For Japanese patent documents, the indication of the year of the reign of the Emperor must precede the serial number of the patent document. [4] Kind of document by the appropriate symbols as indicated on the document under WIPO Standard ST.16 if possible. [5] Applicant is to place a check mark here if English language translation is attached.

ALL REFERENCES CONSIDERED EXCEPT WHERE LINED THROUGH. /D.H/

INFORMATION DISCLOSURE STATEMENT BY APPLICANT (Not for submission under 37 CFR 1.99)		
	Application Number	
	Filing Date	
	First Named Inventor	Carles PUENTE BALIARDA
	Art Unit	
	Examiner Name	
	Attorney Docket Number	0690.0023CN5

CERTIFICATION STATEMENT

Please see 37 CFR 1.97 and 1.98 to make the appropriate selection(s):

That each item of information contained in the information disclosure statement was first cited in any communication from a foreign patent office in a counterpart foreign application not more than three months prior to the filing of the information disclosure statement. See 37 CFR 1.97(e)(1).

OR

☐ That no item of information contained in the information disclosure statement was cited in a communication from a foreign patent office in a counterpart foreign application, and, to the knowledge of the person signing the certification after making reasonable inquiry, no item of information contained in the information disclosure statement was known to any individual designated in 37 CFR 1.56(c) more than three months prior to the filing of the information disclosure statement. See 37 CFR 1.97(e)(2).

See attached certification statement.

The fee set forth in 37 CFR 1.17 (p) has been submitted herewith.

☒ A certification statement is not submitted herewith.

SIGNATURE

A signature of the applicant or representative is required in accordance with CFR 1.33, 10.18. Please see CFR 1.4(d) for the form of the signature.

Signature	/Patrick J. Finnan/	Date (YYYY-MM-DD)	2021-04-30
Name/Print	Patrick J. Finnan	Registration Number	39189

This collection of information is required by 37 CFR 1.97 and 1.98. The information is required to obtain or retain a benefit by the public which is to file (and by the USPTO to process) an application. Confidentiality is governed by 35 U.S.C. 122 and 37 CFR 1.14. This collection is estimated to take 1 hour to complete, including gathering, preparing and submitting the completed application form to the USPTO. Time will vary depending upon the individual case. Any comments on the amount of time you require to complete this form and/or suggestions for reducing this burden, should be sent to the Chief Information Officer, U.S. Patent and Trademark Office, U.S. Department of Commerce, P.O. Box 1450, Alexandria, VA 22313-1450. DO NOT SEND FEES OR COMPLETED FORMS TO THIS ADDRESS. **SEND TO: Commissioner for Patents, P.O. Box 1450, Alexandria, VA 22313-1450.**

ALL REFERENCES CONSIDERED EXCEPT WHERE LINED THROUGH. /D.H/

Privacy Act Statement

The Privacy Act of 1974 (P.L. 93-579) requires that you be given certain information in connection with your submission of the attached form related to a patent application or patent. Accordingly, pursuant to the requirements of the Act, please be advised that: (1) the general authority for the collection of this information is 35 U.S.C. 2(b)(2); (2) furnishing of the information solicited is voluntary; and (3) the principal purpose for which the information is used by the U.S. Patent and Trademark Office is to process and/or examine your submission related to a patent application or patent. If you do not furnish the requested information, the U.S. Patent and Trademark Office may not be able to process and/or examine your submission, which may result in termination of proceedings or abandonment of the application or expiration of the patent.

The information provided by you in this form will be subject to the following routine uses:

1. The information on this form will be treated confidentially to the extent allowed under the Freedom of Information Act (5 U.S.C. 552) and the Privacy Act (5 U.S.C. 552a). Records from this system of records may be disclosed to the Department of Justice to determine whether the Freedom of Information Act requires disclosure of these record s.

2. A record from this system of records may be disclosed, as a routine use, in the course of presenting evidence to a court, magistrate, or administrative tribunal, including disclosures to opposing counsel in the course of settlement negotiations.

3. A record in this system of records may be disclosed, as a routine use, to a Member of Congress submitting a request involving an individual, to whom the record pertains, when the individual has requested assistance from the Member with respect to the subject matter of the record.

4. A record in this system of records may be disclosed, as a routine use, to a contractor of the Agency having need for the information in order to perform a contract. Recipients of information shall be required to comply with the requirements of the Privacy Act of 1974, as amended, pursuant to 5 U.S.C. 552a(m).

5. A record related to an International Application filed under the Patent Cooperation Treaty in this system of records may be disclosed, as a routine use, to the International Bureau of the World Intellectual Property Organization, pursuant to the Patent Cooperation Treaty.

6. A record in this system of records may be disclosed, as a routine use, to another federal agency for purposes of National Security review (35 U.S.C. 181) and for review pursuant to the Atomic Energy Act (42 U.S.C. 218(c)).

7. A record from this system of records may be disclosed, as a routine use, to the Administrator, General Services, or his/her designee, during an inspection of records conducted by GSA as part of that agency's responsibility to recommend improvements in records management practices and programs, under authority of 44 U.S.C. 2904 and 2906. Such disclosure shall be made in accordance with the GSA regulations governing inspection of records for this purpose, and any other relevant (i.e., GSA or Commerce) directive. Such disclosure shall not be used to make determinations about individuals.

8. A record from this system of records may be disclosed, as a routine use, to the public after either publication of the application pursuant to 35 U.S.C. 122(b) or issuance of a patent pursuant to 35 U.S.C. 151. Further, a record may be disclosed, subject to the limitations of 37 CFR 1.14, as a routine use, to the public if the record was filed in an application which became abandoned or in which the proceedings were terminated and which application is referenced by either a published application, an application open to public inspections or an issued patent.

9. A record from this system of records may be disclosed, as a routine use, to a Federal, State, or local law enforcement agency, if the USPTO becomes aware of a violation or potential violation of law or regulation.

ALL REFERENCES CONSIDERED EXCEPT WHERE LINED THROUGH. /D.H/

Doc code: IDS
Doc description: Information Disclosure Statement (IDS) Filed

PTO/SB/08a (02-18)
Approved for use through 11/30/2020. OMB 0651-0031
U.S. Patent and Trademark Office; U.S. DEPARTMENT OF COMMERCE
Under the Paperwork Reduction Act of 1995, no persons are required to respond to a collection of information unless it contains a valid OMB control number.

INFORMATION DISCLOSURE STATEMENT BY APPLICANT

(Not for submission under 37 CFR 1.99)

Application Number	
Filing Date	
First Named Inventor	Carles PUENTE BALIARDA
Art Unit	
Examiner Name	
Attorney Docket Number	0690.0023CN5

U.S.PATENTS Remove

Examiner Initial*	Cite No	Patent Number	Kind Code[1]	Issue Date	Name of Patentee or Applicant of cited Document	Pages,Columns,Lines where Relevant Passages or Relevant Figures Appear
	1					

If you wish to add additional U.S. Patent citation information please click the Add button. Add

U.S.PATENT APPLICATION PUBLICATIONS Remove

Examiner Initial*	Cite No	Publication Number	Kind Code[1]	Publication Date	Name of Patentee or Applicant of cited Document	Pages,Columns,Lines where Relevant Passages or Relevant Figures Appear
	1					

If you wish to add additional U.S. Published Application citation information please click the Add button. Add

FOREIGN PATENT DOCUMENTS Remove

Examiner Initial*	Cite No	Foreign Document Number[3]	Country Code[2] i	Kind Code[4]	Publication Date	Name of Patentee or Applicant of cited Document	Pages,Columns,Lines where Relevant Passages or Relevant Figures Appear	T[5]
	1							

If you wish to add additional Foreign Patent Document citation information please click the Add button Add

NON-PATENT LITERATURE DOCUMENTS Remove

Examiner Initials*	Cite No	Include name of the author (in CAPITAL LETTERS), title of the article (when appropriate), title of the item (book, magazine, journal, serial, symposium, catalog, etc), date, pages(s), volume-issue number(s), publisher, city and/or country where published.	T[5]

ALL REFERENCES CONSIDERED EXCEPT WHERE LINED THROUGH. /D.H/

INFORMATION DISCLOSURE STATEMENT BY APPLICANT (Not for submission under 37 CFR 1.99)		
	Application Number	
	Filing Date	
	First Named Inventor	Carles PUENTE BALIARDA
	Art Unit	
	Examiner Name	
	Attorney Docket Number	0690.0023CN5

	1	Infringement Chart - LG Dare VX9700 . Patent 7528782, Fractus, 20091105	
	2	Infringement Chart - LG Dare VX9700. Patent: 7148850, Fractus, 20091105	
	3	Infringement Chart - LG Dare VX9700. Patent: 7202822, Fractus, 20091105	
	4	Infringement Chart - LG enV Touch VX1100., Fractus, 20091105	
	5	Infringement Chart - LG enV Touch VX1100. Patent: 7148850, Fractus, 20091105	
	6	Infringement Chart - LG enV Touch VX1100. Patent: 7202822, Fractus, 20091105	
	7	Infringement Chart - LG enV VX-9900, Fractus, 20091105	
	8	Infringement Chart - LG enV VX-9900. Patent: 7148850, Fractus, 20091105	
	9	Infringement Chart - LG enV VX-9900. Patent: 7202822, Fractus, 20091105	
	10	Infringement Chart - LG EnV2 VX9100, Fractus, 20091105	
	11	Infringement Chart - LG EnV2 VX9100. Patent: 7148850, Fractus, 20091105	

ALL REFERENCES CONSIDERED EXCEPT WHERE LINED THROUGH. /D.H/

INFORMATION DISCLOSURE STATEMENT BY APPLICANT (Not for submission under 37 CFR 1.99)		
	Application Number	
	Filing Date	
	First Named Inventor	Carles PUENTE BALIARDA
	Art Unit	
	Examiner Name	
	Attorney Docket Number	0690.0023CN5

	12	Infringement Chart - LG EnV2 VX9100. Patent: 7202822, Fractus, 20091105	
	13	Infringement Chart - LG EnV3 VX9200., Fractus, 20091105	
	14	Infringement Chart - LG EnV3 VX9200. Patent: 7148850, Fractus, 20091105	
	15	Infringement Chart - LG EnV3 VX9200. Patent: 7202822, Fractus, 20091105	
	16	Infringement Chart - LG Flare LX165, Fractus, 20091105	
	17	Infringement Chart - LG Flare LX165. Patent: 7148850, Fractus, 20091105	
	18	Infringement Chart - LG Flare LX165. Patent: 7202822, Fractus, 20091105	
	19	Infringement Chart - LG GT365 NEON., Fractus, 20091105	
	20	Infringement Chart - LG GT365 NEON. Patent: 7148850, Fractus, 20091105	
	21	Infringement Chart - LG GT365 NEON. Patent: 7202822, Fractus, 20091105	
	22	Infringement Chart - LG Lotus, Fractus, 20091105	

ALL REFERENCES CONSIDERED EXCEPT WHERE LINED THROUGH. /D.H/

INFORMATION DISCLOSURE STATEMENT BY APPLICANT (Not for submission under 37 CFR 1.99)		
	Application Number	
	Filing Date	
	First Named Inventor	Carles PUENTE BALIARDA
	Art Unit	
	Examiner Name	
	Attorney Docket Number	0690.0023CN5

	23	Infringement Chart - LG Lotus. Patent: 7148850, Fractus, 20091105	
	24	Infringement Chart - LG Lotus. Patent: 7202822, Fractus, 20091105	
	25	Infringement Chart - LG MUZIQ LX570, Fractus, 20091105	
	26	Infringement Chart - LG Muziq LX570. Patent: 7148850, Fractus, 20091105	
	27	Infringement Chart - LG Muziq LX570. Patent: 7202822, Fractus, 20091105	
	28	Infringement Chart - LG Rumor, Fractus, 20091105	
	29	Infringement Chart - LG Rumor 2., Fractus, 20091105	
	30	Infringement Chart - LG Rumor 2. Patent: 7148850, Fractus, 20091105	
	31	Infringement Chart - LG Rumor 2. Patent: 7202822, Fractus, 20091105	
	32	Infringement Chart - LG Rumor. Patent: 7148850, Fractus, 20091105	
	33	Infringement Chart - LG Rumor. Patent: 7202822, Fractus, 20091105	

ALL REFERENCES CONSIDERED EXCEPT WHERE LINED THROUGH. /D.H/

INFORMATION DISCLOSURE STATEMENT BY APPLICANT (Not for submission under 37 CFR 1.99)		
	Application Number	
	Filing Date	
	First Named Inventor	Carles PUENTE BALIARDA
	Art Unit	
	Examiner Name	
	Attorney Docket Number	0690.0023CN5

	34	Infringement Chart - LG Shine CU720, Fractus, 20091105	
	35	Infringement Chart - LG Shine CU720. Patent: 7148850, Fractus, 20091105	
	36	Infringement Chart - LG Shine CU720. Patent: 7202822, Fractus, 20091105	
	37	Infringement Chart - LG UX280, Fractus, 20091105	
	38	Infringement Chart - LG UX280. Patent: 7148850, Fractus, 20091105	
	39	Infringement Chart - LG UX280. Patent: 7202822, Fractus, 20091105	
	40	Infringement Chart - LG Versa VX9600, Fractus, 20091105	
	41	Infringement Chart - LG Versa VX9600. Patent: 7148850, Fractus, 20091105	
	42	Infringement Chart - LG Versa VX9600. Patent: 7202822, Fractus, 20091105	
	43	Infringement Chart - LG Voyager VX10000, Fractus, 20091105	
	44	Infringement Chart - LG Voyager VX10000. Patent: 7148850, Fractus, 20091105	

ALL REFERENCES CONSIDERED EXCEPT WHERE LINED THROUGH. /D.H/

INFORMATION DISCLOSURE STATEMENT BY APPLICANT (Not for submission under 37 CFR 1.99)		
	Application Number	
	Filing Date	
	First Named Inventor	Carles PUENTE BALIARDA
	Art Unit	
	Examiner Name	
	Attorney Docket Number	0690.0023CN5

	45	Infringement Chart - LG Voyager VX10000. Patent: 7202822, Fractus, 20091105	
	46	Infringement Chart - LG VU CU920, Fractus, 20091105	
	47	Infringement Chart - LG Vu CU920. Patent: 7148850, Fractus, 20091105	
	48	Infringement Chart - LG Vu CU920. Patent: 7202822, Fractus, 20091105	
	49	Infringement Chart - LG VX5400, Fractus, 20091105	
	50	Infringement Chart - LG VX5400. Patent: 7148850, Fractus, 20091105	

If you wish to add additional non-patent literature document citation information please click the Add button [Add]

EXAMINER SIGNATURE

Examiner Signature	/DUNG HONG/	Date Considered	03/08/2022

*EXAMINER: Initial if reference considered, whether or not citation is in conformance with MPEP 609. Draw line through a citation if not in conformance and not considered. Include copy of this form with next communication to applicant.

[1] See Kind Codes of USPTO Patent Documents at www.USPTO.GOV or MPEP 901.04. [2] Enter office that issued the document, by the two-letter code (WIPO Standard ST.3). [3] For Japanese patent documents, the indication of the year of the reign of the Emperor must precede the serial number of the patent document. [4] Kind of document by the appropriate symbols as indicated on the document under WIPO Standard ST.16 if possible. [5] Applicant is to place a check mark here if English language translation is attached.

ALL REFERENCES CONSIDERED EXCEPT WHERE LINED THROUGH. /D.H/

INFORMATION DISCLOSURE STATEMENT BY APPLICANT (Not for submission under 37 CFR 1.99)		
	Application Number	
	Filing Date	
	First Named Inventor	Carles PUENTE BALIARDA
	Art Unit	
	Examiner Name	
	Attorney Docket Number	0690.0023CN5

CERTIFICATION STATEMENT

Please see 37 CFR 1.97 and 1.98 to make the appropriate selection(s):

That each item of information contained in the information disclosure statement was first cited in any communication from a foreign patent office in a counterpart foreign application not more than three months prior to the filing of the information disclosure statement. See 37 CFR 1.97(e)(1).

OR

☐ That no item of information contained in the information disclosure statement was cited in a communication from a foreign patent office in a counterpart foreign application, and, to the knowledge of the person signing the certification after making reasonable inquiry, no item of information contained in the information disclosure statement was known to any individual designated in 37 CFR 1.56(c) more than three months prior to the filing of the information disclosure statement. See 37 CFR 1.97(e)(2).

See attached certification statement.

The fee set forth in 37 CFR 1.17 (p) has been submitted herewith.

☒ A certification statement is not submitted herewith.

SIGNATURE

A signature of the applicant or representative is required in accordance with CFR 1.33, 10.18. Please see CFR 1.4(d) for the form of the signature.

Signature	/Patrick J. Finnan/	Date (YYYY-MM-DD)	2021-04-30
Name/Print	Patrick J. Finnan	Registration Number	39189

This collection of information is required by 37 CFR 1.97 and 1.98. The information is required to obtain or retain a benefit by the public which is to file (and by the USPTO to process) an application. Confidentiality is governed by 35 U.S.C. 122 and 37 CFR 1.14. This collection is estimated to take 1 hour to complete, including gathering, preparing and submitting the completed application form to the USPTO. Time will vary depending upon the individual case. Any comments on the amount of time you require to complete this form and/or suggestions for reducing this burden, should be sent to the Chief Information Officer, U.S. Patent and Trademark Office, U.S. Department of Commerce, P.O. Box 1450, Alexandria, VA 22313-1450. DO NOT SEND FEES OR COMPLETED FORMS TO THIS ADDRESS. **SEND TO: Commissioner for Patents, P.O. Box 1450, Alexandria, VA 22313-1450.**

ALL REFERENCES CONSIDERED EXCEPT WHERE LINED THROUGH. /D.H/

Privacy Act Statement

The Privacy Act of 1974 (P.L. 93-579) requires that you be given certain information in connection with your submission of the attached form related to a patent application or patent. Accordingly, pursuant to the requirements of the Act, please be advised that: (1) the general authority for the collection of this information is 35 U.S.C. 2(b)(2); (2) furnishing of the information solicited is voluntary; and (3) the principal purpose for which the information is used by the U.S. Patent and Trademark Office is to process and/or examine your submission related to a patent application or patent. If you do not furnish the requested information, the U.S. Patent and Trademark Office may not be able to process and/or examine your submission, which may result in termination of proceedings or abandonment of the application or expiration of the patent.

The information provided by you in this form will be subject to the following routine uses:

1. The information on this form will be treated confidentially to the extent allowed under the Freedom of Information Act (5 U.S.C. 552) and the Privacy Act (5 U.S.C. 552a). Records from this system of records may be disclosed to the Department of Justice to determine whether the Freedom of Information Act requires disclosure of these record s.

2. A record from this system of records may be disclosed, as a routine use, in the course of presenting evidence to a court, magistrate, or administrative tribunal, including disclosures to opposing counsel in the course of settlement negotiations.

3. A record in this system of records may be disclosed, as a routine use, to a Member of Congress submitting a request involving an individual, to whom the record pertains, when the individual has requested assistance from the Member with respect to the subject matter of the record.

4. A record in this system of records may be disclosed, as a routine use, to a contractor of the Agency having need for the information in order to perform a contract. Recipients of information shall be required to comply with the requirements of the Privacy Act of 1974, as amended, pursuant to 5 U.S.C. 552a(m).

5. A record related to an International Application filed under the Patent Cooperation Treaty in this system of records may be disclosed, as a routine use, to the International Bureau of the World Intellectual Property Organization, pursuant to the Patent Cooperation Treaty.

6. A record in this system of records may be disclosed, as a routine use, to another federal agency for purposes of National Security review (35 U.S.C. 181) and for review pursuant to the Atomic Energy Act (42 U.S.C. 218(c)).

7. A record from this system of records may be disclosed, as a routine use, to the Administrator, General Services, or his/her designee, during an inspection of records conducted by GSA as part of that agency's responsibility to recommend improvements in records management practices and programs, under authority of 44 U.S.C. 2904 and 2906. Such disclosure shall be made in accordance with the GSA regulations governing inspection of records for this purpose, and any other relevant (i.e., GSA or Commerce) directive. Such disclosure shall not be used to make determinations about individuals.

8. A record from this system of records may be disclosed, as a routine use, to the public after either publication of the application pursuant to 35 U.S.C. 122(b) or issuance of a patent pursuant to 35 U.S.C. 151. Further, a record may be disclosed, subject to the limitations of 37 CFR 1.14, as a routine use, to the public if the record was filed in an application which became abandoned or in which the proceedings were terminated and which application is referenced by either a published application, an application open to public inspections or an issued patent.

9. A record from this system of records may be disclosed, as a routine use, to a Federal, State, or local law enforcement agency, if the USPTO becomes aware of a violation or potential violation of law or regulation.

ALL REFERENCES CONSIDERED EXCEPT WHERE LINED THROUGH. /D.H/

Doc code: IDS
Doc description: Information Disclosure Statement (IDS) Filed

PTO/SB/08a (02-18)
Approved for use through 11/30/2020. OMB 0651-0031
U.S. Patent and Trademark Office; U.S. DEPARTMENT OF COMMERCE
Under the Paperwork Reduction Act of 1995, no persons are required to respond to a collection of information unless it contains a valid OMB control number.

INFORMATION DISCLOSURE STATEMENT BY APPLICANT

(Not for submission under 37 CFR 1.99)

Application Number	
Filing Date	
First Named Inventor	Carles PUENTE BALIARDA
Art Unit	
Examiner Name	
Attorney Docket Number	0690.0023CN5

U.S.PATENTS Remove

Examiner Initial*	Cite No	Patent Number	Kind Code[1]	Issue Date	Name of Patentee or Applicant of cited Document	Pages,Columns,Lines where Relevant Passages or Relevant Figures Appear
	1					

If you wish to add additional U.S. Patent citation information please click the Add button. Add

U.S.PATENT APPLICATION PUBLICATIONS Remove

Examiner Initial*	Cite No	Publication Number	Kind Code[1]	Publication Date	Name of Patentee or Applicant of cited Document	Pages,Columns,Lines where Relevant Passages or Relevant Figures Appear
	1					

If you wish to add additional U.S. Published Application citation information please click the Add button. Add

FOREIGN PATENT DOCUMENTS Remove

Examiner Initial*	Cite No	Foreign Document Number[3]	Country Code[2] i	Kind Code[4]	Publication Date	Name of Patentee or Applicant of cited Document	Pages,Columns,Lines where Relevant Passages or Relevant Figures Appear	T[5]
	1							

If you wish to add additional Foreign Patent Document citation information please click the Add button Add

NON-PATENT LITERATURE DOCUMENTS Remove

Examiner Initials*	Cite No	Include name of the author (in CAPITAL LETTERS), title of the article (when appropriate), title of the item (book, magazine, journal, serial, symposium, catalog, etc), date, pages(s), volume-issue number(s), publisher, city and/or country where published.	T[5]

ALL REFERENCES CONSIDERED EXCEPT WHERE LINED THROUGH. /D.H/

INFORMATION DISCLOSURE STATEMENT BY APPLICANT (Not for submission under 37 CFR 1.99)		
	Application Number	
	Filing Date	
	First Named Inventor	Carles PUENTE BALIARDA
	Art Unit	
	Examiner Name	
	Attorney Docket Number	0690.0023CN5

	1	US13/020034 - Communication to examiner and preliminary amendment, Howison & Arnott, 20120724	
	2	US13/020034 - Notice of allowance dated April 23, 2012, USPTO, 20120423	
	3	US13/020034 - Notice of allowance dated January 15, 2013, USPTO, 20130115	
	4	US13/020034 - Notice of allowance dated on April 03, 2013, USPTO, 20130403	
	5	US13/020034 - Office Action dated on November 8, 2011, USPTO, 20111108	
	6	US13/038883 - Amendment and response to office action dated December 1, 2011, Howison & Arnott, 20120403	
	7	US13/038883 - Amendment and response to office action dated on July 2, 2013, Howison and Arnott, 20130725	
	8	US13/038883 - Amendment to the claims and RCE, Howison & Arnott, 20130607	
	9	US13/038883 - Communication to examiner and preliminary amendment, Howison & Arnott, 20120810	
	10	US13/038883 - Notice of allowance dated April 30, 2012, USPTO, 20120430	
	11	US13/038883 - Notice of allowance dated August 6, 2013, USPTO, 20130806	

ALL REFERENCES CONSIDERED EXCEPT WHERE LINED THROUGH. /D.H/

INFORMATION DISCLOSURE STATEMENT BY APPLICANT (Not for submission under 37 CFR 1.99)		
	Application Number	
	Filing Date	
	First Named Inventor	Carles PUENTE BALIARDA
	Art Unit	
	Examiner Name	
	Attorney Docket Number	0690.0023CN5

	12	US13/038883 - Notice of Allowance dated on April 2, 2013, USPTO, 20130402	
	13	US13/038883 - Office action dated on December 1, 2011, USPTO, 20111201	
	14	US13/038883 - Office action dated on July 2, 2013, USPTO, 20130702	
	15	US13/044207 - Amendment and response to office action dated on December 5, 2011, Howison & Arnott, 20120403	
	16	US13/044207 - Amendment and response to office action dated on July 2, 2013, Howison and Arnott, 20130725	
	17	US13/044207 - Amendment to the claims and RCE, Howison & Arnott, 20130607	
	18	US13/044207 - Communication to examiner and preliminary amendment, Howison & Arnott, 20120814	
	19	US13/044207 - Notice of allowance dated August 5, 2013, USPTO, 20130805	
	20	US13/044207 - Notice of allowance dated May 01, 2012, USPTO, 20120501	
	21	US13/044207 - Notice of Allowance dated on April 2, 2013, USPTO, 20130402	
	22	US13/044207 - Office action dated on December 5, 2011, USPTO, 20111205	

ALL REFERENCES CONSIDERED EXCEPT WHERE LINED THROUGH. /D.H/

INFORMATION DISCLOSURE STATEMENT BY APPLICANT (Not for submission under 37 CFR 1.99)		
	Application Number	
	Filing Date	
	First Named Inventor	Carles PUENTE BALIARDA
	Art Unit	
	Examiner Name	
	Attorney Docket Number	0690.0023CN5

	23	US13/044207 - Office action dated on July 2, 2013, USPTO, 20130702	
	24	US95/000592 - Request for inter partes reexamination for US patent 7202822 including exhibits from CC1 to CC6, Kyocera, 20101116	
	25	US95/000593 - Request for inter partes reexamination for US patent 7148850 including exhibits from CC1 to CC7, Kyocera, 20101116	
	26	US95/000598 - Request for inter partes reexamination for US patent 7148850 including exhibits from C1 to F3, HTC, 20101203	
	27	US95/000610 - Request for inter partes reexamination of US patent no. 7202822 including exhibits C1-I5, HTC, 20101214	
	28	US95/001389 - Office Action for the US patent 7123208 dated on August 12, 2010, USPTO, 20100812	
	29	US95/001390 - Office Action for the US patent 7015868 dated August 19, 2010, USPTO, 20100819	
	30	US95/001390 - Response to the Office Action for the US patent 7015868 dated on August 19, 2010, Sterne Kessler Goldstein Fox, 20101119	
	31	US95/001413 - Request for inter partes reexamination for US patent 7148850 including claim charts from CC-A to CC-F, Samsung, 20100804	
	32	US95/001413 - Request for inter partes reexamination for US patent 7148850. CC-F: Claim Chart Comparing Claims 1, 4, 6, 16, 17, 19, 21, 22, 24-26, 29, 35, 38, 40, 45-48, 51, 53, 57, 58, 61, 65, 66, 69, and 70 to US patent 5363114 Shoemaker, Samsung, 20100801	
	33	US95/001413 - Request for inter partes reexamination for US patent no 7148850. CC-A: Claim Chart Comparing Claims 1, 4, 6, 17, 19, 21, 22, 24-26, 29, 35, 38, 40, 45-48, 51, 53, 58, 61, 65, 66, 69, and 70 to US patent 6140975 Cohen, Samsung, 20100801	

ALL REFERENCES CONSIDERED EXCEPT WHERE LINED THROUGH. /D.H/

INFORMATION DISCLOSURE STATEMENT BY APPLICANT (Not for submission under 37 CFR 1.99)		
	Application Number	
	Filing Date	
	First Named Inventor	Carles PUENTE BALIARDA
	Art Unit	
	Examiner Name	
	Attorney Docket Number	0690.0023CN5

	34	US95/001413 - Request for inter partes reexamination for US patent no 7148850. CC-B: Claim Chart Comparing Claims 1, 4, 6, 16, 17, 19, 21, 22, 24-26, 29, 35, 38, 40, 45-48, 51, 53, 57, 58, 61, 65, 66, 69 and 70 to US patent 6140975 Cohen, Samsung, 20100801	
	35	US95/001413 - Request for inter partes reexamination for US patent no 7148850. CC-C: Claim Chart Comparing Claims 1, 4, 6, 17, 19, 21, 22, 24-26, 29, 35, 38, 40, 45-48, 53, 58, 61, 65, 66, and 69 to US patent 6140975 Cohen, Samsung, 20100801	
	36	US95/001413 - Request for inter partes reexamination for US patent no 7148850. CC-D: Claim Chart Comparing Claims 1, 4, 6, 16, 17, 19, 21, 22, 24-26, 29, 35, 38, 40, 45-48, 51, 53, 57, 58, 61, 65, 66, and 69 to US patent 6140975 Cohen, Samsung, 20100801	
	37	US95/001413 - Request for inter partes reexamination for US patent no 7148850. CC-E: Claim Chart Comparing Claims 1, 4, 6, 16-17, 19, 21, 22, 24-26, 29, 35, 38, 40, 45-48, 51, 53, 57, 58, 61, 65, 66, 69 and 70 to patent EP0590671B1 Sekine, Samsung, 20100801	
	38	US95/001413 - US95/000593 - Action Closing Prosecution dated on April 20, 2012 for US patent 7148850, USPTO, 20120420	
	39	US95/001413 - US95/000593 - Action closing prosecution dated on July 27, 2012 for US patent 7148850, USPTO, 20120727	
	40	US95/001413 - US95/000593 - Inter partes reexamination certificate for US patent 7148850, USPTO, 20130606	
	41	US95/001413 - US95/000593 - Patent owner amendment in response to the Right of Appeal Notice mailed December 13, 2012 for US patent 7148850, Edell , Shapiro & Finnan, LLC, 20130313	
	42	US95/001413 - US95/000593 - Right of appeal notice for the US7148850, USPTO, 20121213	
	43	US95/001413 - US95/000593 - Third party requester's comments to patent owner's response of October 31, 2011 for US patent 7148850, Samsung - Kyocera, 20120323	
	44	US95/001413 - US95/000593 - US95/000598- Third party requester's comments to patent owner's reply dated on April 11, 2011 for US patent 7148850, Samsung - Kyocera - HTC, 20110502	

ALL REFERENCES CONSIDERED EXCEPT WHERE LINED THROUGH. /D.H/

INFORMATION DISCLOSURE STATEMENT BY APPLICANT (Not for submission under 37 CFR 1.99)		
	Application Number	
	Filing Date	
	First Named Inventor	Carles PUENTE BALIARDA
	Art Unit	
	Examiner Name	
	Attorney Docket Number	0690.0023CN5

	45	US95/001413 - US95/000593 - US95/000598- Third party requester's comments to patent owner's reply dated on January 10, 2011 for US patent 7148850, Samsung - Kyocera - HTC, 20110209	
	46	US95/001413 - US95/000593 - US95/000598 - Corrected Patent Owner´s Response to First Office Action of October 8, 2010 of US patent no. 7148850, Sterne Kessler Goldstein Fox, 20110411	
	47	US95/001413 - US95/000593 - US95/000598 - Corrected Patent Owner´s Response to First Office Action of October 8, 2010 of US patent no. 7148850 - Exhibit 1, Sterne Kessler Goldstein Fox, 20110411	
	48	US95/001413 - US95/000593 - US95/000598 - Decision Sua Sponte to merge reexamination proceedings of US patent 7148850, USPTO, 20110608	
	49	US95/001413 - US95/000593 - US95/000598 - Office action for the US patent 7148850 dated on October 8, 2010, USPTO, 20101008	
	50	US95/001413 - US95/000593 - US95/000598 - Office Action of US patent 7148850 dated July 29, 2011, USPTO, 20110729	

If you wish to add additional non-patent literature document citation information please click the Add button Add

EXAMINER SIGNATURE

Examiner Signature	/DUNG HONG/	Date Considered	03/08/2022

*EXAMINER: Initial if reference considered, whether or not citation is in conformance with MPEP 609. Draw line through a citation if not in conformance and not considered. Include copy of this form with next communication to applicant.

[1] See Kind Codes of USPTO Patent Documents at www.USPTO.GOV or MPEP 901.04. [2] Enter office that issued the document, by the two-letter code (WIPO Standard ST.3). [3] For Japanese patent documents, the indication of the year of the reign of the Emperor must precede the serial number of the patent document. [4] Kind of document by the appropriate symbols as indicated on the document under WIPO Standard ST.16 if possible. [5] Applicant is to place a check mark here if English language translation is attached.

ALL REFERENCES CONSIDERED EXCEPT WHERE LINED THROUGH. /D.H/

INFORMATION DISCLOSURE STATEMENT BY APPLICANT (Not for submission under 37 CFR 1.99)		
	Application Number	
	Filing Date	
	First Named Inventor	Carles PUENTE BALIARDA
	Art Unit	
	Examiner Name	
	Attorney Docket Number	0690.0023CN5

CERTIFICATION STATEMENT

Please see 37 CFR 1.97 and 1.98 to make the appropriate selection(s):

That each item of information contained in the information disclosure statement was first cited in any communication from a foreign patent office in a counterpart foreign application not more than three months prior to the filing of the information disclosure statement. See 37 CFR 1.97(e)(1).

OR

☐ That no item of information contained in the information disclosure statement was cited in a communication from a foreign patent office in a counterpart foreign application, and, to the knowledge of the person signing the certification after making reasonable inquiry, no item of information contained in the information disclosure statement was known to any individual designated in 37 CFR 1.56(c) more than three months prior to the filing of the information disclosure statement. See 37 CFR 1.97(e)(2).

See attached certification statement.

The fee set forth in 37 CFR 1.17 (p) has been submitted herewith.

☒ A certification statement is not submitted herewith.

SIGNATURE

A signature of the applicant or representative is required in accordance with CFR 1.33, 10.18. Please see CFR 1.4(d) for the form of the signature.

Signature	/Patrick J. Finnan/	Date (YYYY-MM-DD)	2021-04-30
Name/Print	Patrick J. Finnan	Registration Number	39189

This collection of information is required by 37 CFR 1.97 and 1.98. The information is required to obtain or retain a benefit by the public which is to file (and by the USPTO to process) an application. Confidentiality is governed by 35 U.S.C. 122 and 37 CFR 1.14. This collection is estimated to take 1 hour to complete, including gathering, preparing and submitting the completed application form to the USPTO. Time will vary depending upon the individual case. Any comments on the amount of time you require to complete this form and/or suggestions for reducing this burden, should be sent to the Chief Information Officer, U.S. Patent and Trademark Office, U.S. Department of Commerce, P.O. Box 1450, Alexandria, VA 22313-1450. DO NOT SEND FEES OR COMPLETED FORMS TO THIS ADDRESS. **SEND TO: Commissioner for Patents, P.O. Box 1450, Alexandria, VA 22313-1450.**

ALL REFERENCES CONSIDERED EXCEPT WHERE LINED THROUGH. /D.H/

Privacy Act Statement

The Privacy Act of 1974 (P.L. 93-579) requires that you be given certain information in connection with your submission of the attached form related to a patent application or patent. Accordingly, pursuant to the requirements of the Act, please be advised that: (1) the general authority for the collection of this information is 35 U.S.C. 2(b)(2); (2) furnishing of the information solicited is voluntary; and (3) the principal purpose for which the information is used by the U.S. Patent and Trademark Office is to process and/or examine your submission related to a patent application or patent. If you do not furnish the requested information, the U.S. Patent and Trademark Office may not be able to process and/or examine your submission, which may result in termination of proceedings or abandonment of the application or expiration of the patent.

The information provided by you in this form will be subject to the following routine uses:

1. The information on this form will be treated confidentially to the extent allowed under the Freedom of Information Act (5 U.S.C. 552) and the Privacy Act (5 U.S.C. 552a). Records from this system of records may be disclosed to the Department of Justice to determine whether the Freedom of Information Act requires disclosure of these record s.

2. A record from this system of records may be disclosed, as a routine use, in the course of presenting evidence to a court, magistrate, or administrative tribunal, including disclosures to opposing counsel in the course of settlement negotiations.

3. A record in this system of records may be disclosed, as a routine use, to a Member of Congress submitting a request involving an individual, to whom the record pertains, when the individual has requested assistance from the Member with respect to the subject matter of the record.

4. A record in this system of records may be disclosed, as a routine use, to a contractor of the Agency having need for the information in order to perform a contract. Recipients of information shall be required to comply with the requirements of the Privacy Act of 1974, as amended, pursuant to 5 U.S.C. 552a(m).

5. A record related to an International Application filed under the Patent Cooperation Treaty in this system of records may be disclosed, as a routine use, to the International Bureau of the World Intellectual Property Organization, pursuant to the Patent Cooperation Treaty.

6. A record in this system of records may be disclosed, as a routine use, to another federal agency for purposes of National Security review (35 U.S.C. 181) and for review pursuant to the Atomic Energy Act (42 U.S.C. 218(c)).

7. A record from this system of records may be disclosed, as a routine use, to the Administrator, General Services, or his/her designee, during an inspection of records conducted by GSA as part of that agency's responsibility to recommend improvements in records management practices and programs, under authority of 44 U.S.C. 2904 and 2906. Such disclosure shall be made in accordance with the GSA regulations governing inspection of records for this purpose, and any other relevant (i.e., GSA or Commerce) directive. Such disclosure shall not be used to make determinations about individuals.

8. A record from this system of records may be disclosed, as a routine use, to the public after either publication of the application pursuant to 35 U.S.C. 122(b) or issuance of a patent pursuant to 35 U.S.C. 151. Further, a record may be disclosed, subject to the limitations of 37 CFR 1.14, as a routine use, to the public if the record was filed in an application which became abandoned or in which the proceedings were terminated and which application is referenced by either a published application, an application open to public inspections or an issued patent.

9. A record from this system of records may be disclosed, as a routine use, to a Federal, State, or local law enforcement agency, if the USPTO becomes aware of a violation or potential violation of law or regulation.

ALL REFERENCES CONSIDERED EXCEPT WHERE LINED THROUGH. /D.H/

Doc code: IDS
Doc description: Information Disclosure Statement (IDS) Filed

PTO/SB/08a (02-18)
Approved for use through 11/30/2020. OMB 0651-0031
U.S. Patent and Trademark Office; U.S. DEPARTMENT OF COMMERCE
Under the Paperwork Reduction Act of 1995, no persons are required to respond to a collection of information unless it contains a valid OMB control number.

INFORMATION DISCLOSURE STATEMENT BY APPLICANT

(Not for submission under 37 CFR 1.99)

Application Number	
Filing Date	
First Named Inventor	Carles PUENTE BALIARDA
Art Unit	
Examiner Name	
Attorney Docket Number	0690.0023CN

U.S.PATENTS Remove

Examiner Initial*	Cite No	Patent Number	Kind Code[1]	Issue Date	Name of Patentee or Applicant of cited Document	Pages,Columns,Lines where Relevant Passages or Relevant Figures Appear
	1					

If you wish to add additional U.S. Patent citation information please click the Add button. Add

U.S.PATENT APPLICATION PUBLICATIONS Remove

Examiner Initial*	Cite No	Publication Number	Kind Code[1]	Publication Date	Name of Patentee or Applicant of cited Document	Pages,Columns,Lines where Relevant Passages or Relevant Figures Appear
	1					

If you wish to add additional U.S. Published Application citation information please click the Add button. Add

FOREIGN PATENT DOCUMENTS Remove

Examiner Initial*	Cite No	Foreign Document Number[3]	Country Code[2] i	Kind Code[4]	Publication Date	Name of Patentee or Applicant of cited Document	Pages,Columns,Lines where Relevant Passages or Relevant Figures Appear	T[5]
	1							

If you wish to add additional Foreign Patent Document citation information please click the Add button Add

NON-PATENT LITERATURE DOCUMENTS Remove

Examiner Initials*	Cite No	Include name of the author (in CAPITAL LETTERS), title of the article (when appropriate), title of the item (book, magazine, journal, serial, symposium, catalog, etc), date, pages(s), volume-issue number(s), publisher, city and/or country where published.	T[5]

ALL REFERENCES CONSIDERED EXCEPT WHERE LINED THROUGH. /D.H/

INFORMATION DISCLOSURE STATEMENT BY APPLICANT (Not for submission under 37 CFR 1.99)		
	Application Number	
	Filing Date	
	First Named Inventor	Carles PUENTE BALIARDA
	Art Unit	
	Examiner Name	
	Attorney Docket Number	0690.0023CN

	1	Infringement Chart - HTC Touch Pro. Patent: 7148850, Fractus, 20091105	
	2	Infringement Chart - HTC Touch Pro. Patent: 7202822, Fractus, 20091105	
	3	Infringement Chart - HTC Wing, Fractus, 20091105	
	4	Infringement Chart - HTC Wing. Patent: 7148850, Fractus, 20091105	
	5	Infringement Chart - HTC Wing. Patent: 7202822, Fractus, 20091105	
	6	Infringement Chart - Kyocera Jax, Fractus, 20091105	
	7	Infringement Chart - Kyocera Jax. Patent: 7148850, Fractus, 20091105	
	8	Infringement Chart - Kyocera Jax. Patent: 7202822, Fractus, 20091105	
	9	Infringement Chart - Kyocera MARBL, Fractus, 20091105	
	10	Infringement Chart - Kyocera MARBL. Patent: 7148850, Fractus, 20091105	
	11	Infringement Chart - Kyocera MARBL. Patent: 7202822, Fractus, 20091105	

ALL REFERENCES CONSIDERED EXCEPT WHERE LINED THROUGH. /D.H/

INFORMATION DISCLOSURE STATEMENT BY APPLICANT (Not for submission under 37 CFR 1.99)		
	Application Number	
	Filing Date	
	First Named Inventor	Carles PUENTE BALIARDA
	Art Unit	
	Examiner Name	
	Attorney Docket Number	0690.0023CN

	12	Infringement Chart - Kyocera NEO E1100, Fractus, 20091105	
	13	Infringement Chart - Kyocera NEO E1100. Patent: 7148850, Fractus, 20091105	
	14	Infringement Chart - Kyocera NEO E1100. Patent: 7202822, Fractus, 20091105	
	15	Infringement Chart - Kyocera S2400, Fractus, 20091105	
	16	Infringement Chart - Kyocera S2400. Patent: 7148850, Fractus, 20091105	
	17	Infringement Chart - Kyocera S2400. Patent: 7202822, Fractus, 20091105	
	18	Infringement Chart - Kyocera Wildcard M1000, Fractus, 20091105	
	19	Infringement Chart - Kyocera Wildcard M1000. Patent: 7148850, Fractus, 20091105	
	20	Infringement Chart - Kyocera Wildcard M1000. Patent: 7202822, Fractus, 20091105	
	21	Infringement Chart - LG 300G., Fractus, 20091105	
	22	Infringement Chart - LG 300G. Patent: 7148850, Fractus, 20091105	

ALL REFERENCES CONSIDERED EXCEPT WHERE LINED THROUGH. /D.H/

INFORMATION DISCLOSURE STATEMENT BY APPLICANT (Not for submission under 37 CFR 1.99)		
	Application Number	
	Filing Date	
	First Named Inventor	Carles PUENTE BALIARDA
	Art Unit	
	Examiner Name	
	Attorney Docket Number	0690.0023CN

	23	Infringement Chart - LG 300G. Patent: 7202822, Fractus, 20091105	
	24	Infringement Chart - LG Aloha LX140., Fractus, 20091105	
	25	Infringement Chart - LG Aloha LX140. Patent: 7148850, Fractus, 20091105	
	26	Infringement Chart - LG Aloha LX140. Patent: 7202822, Fractus, 20091105	
	27	Infringement Chart - LG AX155., Fractus, 20091105	
	28	Infringement Chart - LG AX155. Patent: 7148850, Fractus, 20091105	
	29	Infringement Chart - LG AX155. Patent: 7202822, Fractus, 20091105	
	30	Infringement Chart - LG AX300, Fractus, 20091105	
	31	Infringement Chart - LG AX300. Patent: 7148850, Fractus, 20091105	
	32	Infringement Chart - LG AX300. Patent: 7202822, Fractus, 20091105	
	33	Infringement Chart - LG AX380, Fractus, 20091105	

ALL REFERENCES CONSIDERED EXCEPT WHERE LINED THROUGH. /D.H/

INFORMATION DISCLOSURE STATEMENT BY APPLICANT (Not for submission under 37 CFR 1.99)		
	Application Number	
	Filing Date	
	First Named Inventor	Carles PUENTE BALIARDA
	Art Unit	
	Examiner Name	
	Attorney Docket Number	0690.0023CN

	34	Infringement Chart - LG AX380. Patent: 7148850, Fractus, 20091105	
	35	Infringement Chart - LG AX380. Patent: 7202822, Fractus, 20091105	
	36	Infringement Chart - LG AX585., Fractus, 20091105	
	37	Infringement Chart - LG AX585. Patent: 7148850, Fractus, 20091105	
	38	Infringement Chart - LG AX585. Patent: 7202822, Fractus, 20091105	
	39	Infringement Chart - LG AX8600, Fractus, 20091105	
	40	Infringement Chart - LG AX8600. Patent: 7148850, Fractus, 20091105	
	41	Infringement Chart - LG AX8600. Patent: 7202822, Fractus, 20091105	
	42	Infringement Chart - LG CF360., Fractus, 20091105	
	43	Infringement Chart - LG CF360. Patent: 7148850, Fractus, 20091105	
	44	Infringement Chart - LG CF360. Patent: 7202822, Fractus, 20091105	

ALL REFERENCES CONSIDERED EXCEPT WHERE LINED THROUGH. /D.H/

INFORMATION DISCLOSURE STATEMENT BY APPLICANT (Not for submission under 37 CFR 1.99)		
	Application Number	
	Filing Date	
	First Named Inventor	Carles PUENTE BALIARDA
	Art Unit	
	Examiner Name	
	Attorney Docket Number	0690.0023CN

	45	Infringement Chart - LG Chocolate VX8550, Fractus, 20091105	
	46	Infringement Chart - LG Chocolate VX8550. Patent: 7148850, Fractus, 20091105	
	47	Infringement Chart - LG Chocolate VX8550. Patent: 7202822, Fractus, 20091105	
	48	Infringement Chart - LG CU515, Fractus, 20091105	
	49	Infringement Chart - LG CU515. Patent: 7148850, Fractus, 20091105	
	50	Infringement Chart - LG CU515. Patent: 7202822, Fractus, 20091105	

If you wish to add additional non-patent literature document citation information please click the Add button Add

EXAMINER SIGNATURE

Examiner Signature	/DUNG HONG/	Date Considered	03/08/2022

*EXAMINER: Initial if reference considered, whether or not citation is in conformance with MPEP 609. Draw line through a citation if not in conformance and not considered. Include copy of this form with next communication to applicant.

[1] See Kind Codes of USPTO Patent Documents at www.USPTO.GOV or MPEP 901.04. [2] Enter office that issued the document, by the two-letter code (WIPO Standard ST.3). [3] For Japanese patent documents, the indication of the year of the reign of the Emperor must precede the serial number of the patent document. [4] Kind of document by the appropriate symbols as indicated on the document under WIPO Standard ST.16 if possible. [5] Applicant is to place a check mark here if English language translation is attached.

ALL REFERENCES CONSIDERED EXCEPT WHERE LINED THROUGH. /D.H/

INFORMATION DISCLOSURE STATEMENT BY APPLICANT (Not for submission under 37 CFR 1.99)		
	Application Number	
	Filing Date	
	First Named Inventor	Carles PUENTE BALIARDA
	Art Unit	
	Examiner Name	
	Attorney Docket Number	0690.0023CN

CERTIFICATION STATEMENT

Please see 37 CFR 1.97 and 1.98 to make the appropriate selection(s):

That each item of information contained in the information disclosure statement was first cited in any communication from a foreign patent office in a counterpart foreign application not more than three months prior to the filing of the information disclosure statement. See 37 CFR 1.97(e)(1).

OR

☐ That no item of information contained in the information disclosure statement was cited in a communication from a foreign patent office in a counterpart foreign application, and, to the knowledge of the person signing the certification after making reasonable inquiry, no item of information contained in the information disclosure statement was known to any individual designated in 37 CFR 1.56(c) more than three months prior to the filing of the information disclosure statement. See 37 CFR 1.97(e)(2).

See attached certification statement.

The fee set forth in 37 CFR 1.17 (p) has been submitted herewith.

☒ A certification statement is not submitted herewith.

SIGNATURE

A signature of the applicant or representative is required in accordance with CFR 1.33, 10.18. Please see CFR 1.4(d) for the form of the signature.

Signature	/Patrick J. Finnan/	Date (YYYY-MM-DD)	2021-04-30
Name/Print	Patrick J. Finnan	Registration Number	39189

This collection of information is required by 37 CFR 1.97 and 1.98. The information is required to obtain or retain a benefit by the public which is to file (and by the USPTO to process) an application. Confidentiality is governed by 35 U.S.C. 122 and 37 CFR 1.14. This collection is estimated to take 1 hour to complete, including gathering, preparing and submitting the completed application form to the USPTO. Time will vary depending upon the individual case. Any comments on the amount of time you require to complete this form and/or suggestions for reducing this burden, should be sent to the Chief Information Officer, U.S. Patent and Trademark Office, U.S. Department of Commerce, P.O. Box 1450, Alexandria, VA 22313-1450. DO NOT SEND FEES OR COMPLETED FORMS TO THIS ADDRESS. **SEND TO: Commissioner for Patents, P.O. Box 1450, Alexandria, VA 22313-1450.**

ALL REFERENCES CONSIDERED EXCEPT WHERE LINED THROUGH. /D.H/

Privacy Act Statement

The Privacy Act of 1974 (P.L. 93-579) requires that you be given certain information in connection with your submission of the attached form related to a patent application or patent. Accordingly, pursuant to the requirements of the Act, please be advised that: (1) the general authority for the collection of this information is 35 U.S.C. 2(b)(2); (2) furnishing of the information solicited is voluntary; and (3) the principal purpose for which the information is used by the U.S. Patent and Trademark Office is to process and/or examine your submission related to a patent application or patent. If you do not furnish the requested information, the U.S. Patent and Trademark Office may not be able to process and/or examine your submission, which may result in termination of proceedings or abandonment of the application or expiration of the patent.

The information provided by you in this form will be subject to the following routine uses:

1. The information on this form will be treated confidentially to the extent allowed under the Freedom of Information Act (5 U.S.C. 552) and the Privacy Act (5 U.S.C. 552a). Records from this system of records may be disclosed to the Department of Justice to determine whether the Freedom of Information Act requires disclosure of these record s.

2. A record from this system of records may be disclosed, as a routine use, in the course of presenting evidence to a court, magistrate, or administrative tribunal, including disclosures to opposing counsel in the course of settlement negotiations.

3. A record in this system of records may be disclosed, as a routine use, to a Member of Congress submitting a request involving an individual, to whom the record pertains, when the individual has requested assistance from the Member with respect to the subject matter of the record.

4. A record in this system of records may be disclosed, as a routine use, to a contractor of the Agency having need for the information in order to perform a contract. Recipients of information shall be required to comply with the requirements of the Privacy Act of 1974, as amended, pursuant to 5 U.S.C. 552a(m).

5. A record related to an International Application filed under the Patent Cooperation Treaty in this system of records may be disclosed, as a routine use, to the International Bureau of the World Intellectual Property Organization, pursuant to the Patent Cooperation Treaty.

6. A record in this system of records may be disclosed, as a routine use, to another federal agency for purposes of National Security review (35 U.S.C. 181) and for review pursuant to the Atomic Energy Act (42 U.S.C. 218(c)).

7. A record from this system of records may be disclosed, as a routine use, to the Administrator, General Services, or his/her designee, during an inspection of records conducted by GSA as part of that agency's responsibility to recommend improvements in records management practices and programs, under authority of 44 U.S.C. 2904 and 2906. Such disclosure shall be made in accordance with the GSA regulations governing inspection of records for this purpose, and any other relevant (i.e., GSA or Commerce) directive. Such disclosure shall not be used to make determinations about individuals.

8. A record from this system of records may be disclosed, as a routine use, to the public after either publication of the application pursuant to 35 U.S.C. 122(b) or issuance of a patent pursuant to 35 U.S.C. 151. Further, a record may be disclosed, subject to the limitations of 37 CFR 1.14, as a routine use, to the public if the record was filed in an application which became abandoned or in which the proceedings were terminated and which application is referenced by either a published application, an application open to public inspections or an issued patent.

9. A record from this system of records may be disclosed, as a routine use, to a Federal, State, or local law enforcement agency, if the USPTO becomes aware of a violation or potential violation of law or regulation.

ALL REFERENCES CONSIDERED EXCEPT WHERE LINED THROUGH. /D.H/

IN THE UNITED STATES PATENT AND TRADEMARK OFFICE

Application No.	:	17/246,192
First Named Inventor	:	Carles PUENTE BALIARDA
Confirmation No.	:	7433
Filed	:	April 30, 2021
TC/A.U.	:	2643
Examiner	:	Hong, Dung
Customer No.	:	27896
Docket No.	:	0690.0023CN5
Title	:	Multiple-Body-Configuration Multimedia and Smartphone Multifunction Wireless Devices

MAIL STOP ISSUE FEE
Commissioner for Patents
P.O. Box 1450
Alexandria, VA 22313-1450

AMENDMENT AFTER NOTICE OF ALLOWANCE UNDER 37 C.F.R. §1.312

Sir:

Further to the Notice of Allowance mailed March 17, 2022, please amend the above-identified application as follows:

Amendments to the Claims begin on page 2 of this paper.

Remarks begin on page 7 of this paper.

Amendments to the Claims:

1-20. (Canceled)

21. (Previously Presented) A wireless device comprising:

an antenna system comprising a ground plane and at least two antennas within the wireless device, the antenna system comprising:

a first antenna proximate to a first short side of a ground plane rectangle enclosing the ground plane, the first antenna being configured to support at least three frequency bands contained within first and second frequency ranges of the electromagnetic spectrum, the second frequency range being higher in frequency than the first frequency range, the first antenna being configured to transmit and receive signals from a 4G communication standard, the first antenna defining a first antenna contour comprising an entire perimeter of the first antenna, wherein the first antenna contour has a level of complexity defined by complexity factor F_{21} having a value of at least 1.20 and complexity factor F_{32} having a value of at least 1.35; and

a second antenna proximate to a first long side of the ground plane rectangle, and wherein the second antenna is configured to receive signals from a 4G communication standard.

22. (Previously Presented) The wireless device of claim 21, wherein the second antenna defines an antenna box that is a minimum-sized parallelepiped that completely encloses a volume of the second antenna and wherein each face of the minimum-sized parallelepiped is tangent to at least one point of the volume of the second antenna, an orthogonal projection of the antenna box along a normal to a face with a largest area of the second antenna defining an antenna rectangle, an aspect ratio of the antenna rectangle being defined as a ratio between a width and a height of the antenna rectangle, and wherein the aspect ratio has a value of at least 2.

23. (Currently Amended) The wireless device of claim [[21]] 22, wherein the second antenna defines a second antenna contour comprising an entire perimeter of the second antenna, wherein a length of the second antenna contour is greater than four times a diagonal of the antenna rectangle.

24. (Previously Presented) The wireless device of claim 21, wherein the first antenna is configured to support at least four frequency bands.

25. (Previously Presented) The wireless device of claim 21, wherein the first antenna is configured to support at least five frequency bands.

26. (Previously Presented) A wireless device comprising:

an antenna system comprising a ground plane and at least two antennas within the wireless device, the antenna system comprising:

a first antenna configured to provide operation in at least four frequency bands being used by 4G communication standards, wherein at least two of the at least four frequency bands are contained within a first frequency range and at least two of the four frequency bands are contained within a second frequency range, the first frequency range being lower in frequency than the second frequency range, the first antenna defining a first antenna contour comprising an entire perimeter of the first antenna, and wherein the first antenna contour has a level of complexity defined by complexity factor F_{21} having a value of at least 1.20 and complexity factor F_{32} having a value of at least 1.35; and

a second antenna configured to operate in at least one frequency band being used by a 4G communication standard, the second antenna defining an antenna box that is a minimum-sized parallelepiped that completely encloses a volume of the second antenna and wherein each face of the minimum-sized parallelepiped is tangent to at least one point of the volume of the second antenna, an orthogonal projection of the antenna box along a normal to a face with a largest area of the second antenna defining an antenna

rectangle, an aspect ratio of the antenna rectangle being defined as a ratio between a width and a height of the antenna rectangle, and wherein the aspect ratio has a value of at least 2, and wherein at least one of the first and second antennas is close to a first short side of a ground plane rectangle enclosing the ground plane.

27. (Previously Presented) The wireless device of claim 26, wherein the first antenna contour comprises at least 20 segments.

28. (Previously Presented) The wireless device of claim 26, wherein at least one of the first and second antennas is close to a first long side of the ground plane rectangle.

29. (Previously Presented) The wireless device of claim 26, wherein the second antenna defines a second antenna contour comprising an entire perimeter of the second antenna, wherein a length of the second antenna contour is greater than four times a diagonal of the antenna rectangle.

30. (Previously Presented) The wireless device of claim 26, wherein the antenna system comprises a third antenna configured to provide operation in a wireless communication standard.

31. (Previously Presented) A wireless device comprising:

an antenna system comprising a ground plane and at least two antennas within the wireless device, the antenna system comprising:

a first antenna configured to provide operation in at least three frequency bands being used by 4G communication standards, the first antenna defining an antenna contour comprising an entire perimeter of the first antenna, the antenna contour comprising at least twenty segments, wherein the antenna contour has a level of complexity defined by complexity factor F_{21} having a value of at least 1.20 and complexity factor F_{32} having a value of at least 1.35, and wherein the first antenna defines an antenna box that is a

minimum-sized parallelepiped that completely encloses a volume of the first antenna and wherein each face of the minimum-sized parallelepiped is tangent to at least one point of the volume of the first antenna, an orthogonal projection of the antenna box along a normal to a face with a largest area of the first antenna defining an antenna rectangle, an aspect ratio of the antenna rectangle being defined as a ratio between a width and a height of the antenna rectangle, wherein the aspect ratio has a value of at least 2; and

a second antenna configured to provide operation in a first wireless service, the second antenna being proximate to a side of a ground plane rectangle enclosing the ground plane.

32. (Previously Presented) The wireless device of claim 31, wherein the first antenna is configured to support at least four frequency bands.

33. (Previously Presented) The wireless device of claim 31, wherein the first wireless service is a WiFi communication standard.

34. (Previously Presented) The wireless device of claim 33, wherein the first wireless service provides operation in the 2400-2480 MHz frequency range and the 5.1-5.9 GHz frequency range.

35. (Previously Presented) The wireless device of claim 31, wherein the antenna system comprises a third antenna.

36. (Previously Presented) The wireless device of claim 35, wherein the third antenna is configured to provide operation in the first wireless service.

37. (Previously Presented) The wireless device of claim 35, wherein the third antenna is configured to provide operation in a second wireless service.

38. (Previously Presented) The wireless device of claim 37, wherein the second wireless service provides operation in the 902-928 MHz frequency range.

39. (Previously Presented) The wireless device of claim 35, wherein the antenna system comprises a fourth antenna.

40. (Previously Presented) The wireless device of claim 39, wherein the fourth antenna is configured to provide operation in a third wireless service.

REMARKS

In performing a final review of the allowed claims, Applicant discovered that dependent claim 23 (23/21) erroneously depends directly from independent claim 21 instead of intervening claim 22 (22/21). Dependent claim 22 introduces the term "antenna rectangle," and dependent claim 23 refers back to "the antenna rectangle." To provide proper antecedent basis for "the antenna rectangle" in claim 23, Applicant proposes to amend claim 23 to depend from intervening claim 22 rather than parent claim 21. Because claim 23 is allowable at least by virtue of its dependence on independent claim 21, the proposed amendment to claim 23 would require no additional search or examination. The proposed amendment to claim 23 was not presented earlier, because Applicant did not discover the error until the recent review of the claims.

In view of the foregoing explanation, Applicant requests entry of the amendment to claim 23 pursuant to 37 C.F.R. §1.312. Applicant hereby petitions for any extension of time that may be necessary to maintain the pendency of this application. The Commissioner is hereby authorized to charge payment of any additional fees required for the above-identified application or credit any overpayment to Deposit Account No. 05-0460.

Dated: March 25, 2022

Respectfully submitted by:

/Patrick J. Finnan/

Patrick J. Finnan
Reg. No. 39189

EDELL, SHAPIRO & FINNAN, LLC
CUSTOMER NO. 27896
9801 Washingtonian Blvd., Suite 750
Gaithersburg, MD 20878
(301) 424-3640

PART B - FEE(S) TRANSMITTAL

Complete and send this form, together with applicable fee(s), by mail or fax, or via EFS-Web.

By mail, send to: Mail Stop ISSUE FEE
Commissioner for Patents
P.O. Box 1450
Alexandria, Virginia 22313-1450

By fax, send to: (571)-273-2885

INSTRUCTIONS: This form should be used for transmitting the ISSUE FEE and PUBLICATION FEE (if required). Blocks 1 through 5 should be completed where appropriate. All further correspondence including the Patent, advance orders and notification of maintenance fees will be mailed to the current correspondence address as indicated unless corrected below or directed otherwise in Block 1, by (a) specifying a new correspondence address; and/or (b) indicating a separate "FEE ADDRESS" for maintenance fee notifications.

CURRENT CORRESPONDENCE ADDRESS (Note: Use Block 1 for any change of address)

27896 7590 03/17/2022
EDELL, SHAPIRO & FINNAN, LLC
9801 Washingtonian Blvd.
Suite 750
Gaithersburg, MD 20878

Note: A certificate of mailing can only be used for domestic mailings of the Fee(s) Transmittal. This certificate cannot be used for any other accompanying papers. Each additional paper, such as an assignment or formal drawing, must have its own certificate of mailing or transmission.

Certificate of Mailing or Transmission

I hereby certify that this Fee(s) Transmittal is being deposited with the United States Postal Service with sufficient postage for first class mail in an envelope addressed to the Mail Stop ISSUE FEE address above, or being transmitted to the USPTO via EFS-Web or by facsimile to (571) 273-2885, on the date below.

(Typed or printed name)
(Signature)
(Date)

APPLICATION NO.	FILING DATE	FIRST NAMED INVENTOR	ATTORNEY DOCKET NO.	CONFIRMATION NO.
17/246,192	04/30/2021	Carles PUENTE BALIARDA	0690.0023CN5	7433

TITLE OF INVENTION: Multiple-Body-Configuration Multimedia and Smartphone Multifunction Wireless Devices

APPLN. TYPE	ENTITY STATUS	ISSUE FEE DUE	PUBLICATION FEE DUE	PREV. PAID ISSUE FEE	TOTAL FEE(S) DUE	DATE DUE
nonprovisional	UNDISCOUNTED	$1200	$0.00	$0.00	$1200	06/17/2022

EXAMINER	ART UNIT	CLASS-SUBCLASS
HONG, DUNG	2643	343-702000

1. Change of correspondence address or indication of "Fee Address" (37 CFR 1.363).

❑ Change of correspondence address (or Change of Correspondence Address form PTO/AIA/122 or PTO/SB/122) attached.

❑ "Fee Address" indication (or "Fee Address" Indication form PTO/AIA/47 or PTO/SB/47; Rev 03-02 or more recent) attached. **Use of a Customer Number is required.**

2. For printing on the patent front page, list
(1) The names of up to 3 registered patent attorneys or agents OR, alternatively,
(2) The name of a single firm (having as a member a registered attorney or agent) and the names of up to 2 registered patent attorneys or agents. If no name is listed, no name will be printed.

1 Edell, Shapiro & Finnan, LLC
2 _____
3 _____

3. ASSIGNEE NAME AND RESIDENCE DATA TO BE PRINTED ON THE PATENT (print or type)

PLEASE NOTE: Unless an assignee is identified below, no assignee data will appear on the patent. If an assignee is identified below, the document must have been previously recorded, or filed for recordation, as set forth in 37 CFR 3.11 and 37 CFR 3.81(a). Completion of this form is NOT a substitute for filing an assignment.

(A) NAME OF ASSIGNEE: Fractus, S.A.

(B) RESIDENCE: (CITY and STATE OR COUNTRY): Barcelona, Spain

Please check the appropriate assignee category or categories (will not be printed on the patent) : ❑ Individual ☒ Corporation or other private group entity ❑ Government

4a. Fees submitted: ☒ Issue Fee ❑ Publication Fee (if required) ❑ Advance Order - # of Copies _____

4b. Method of Payment: *(Please first reapply any previously paid fee shown above)*

☒ Electronic Payment via EFS-Web ❑ Enclosed check ❑ Non-electronic payment by credit card (Attach form PTO-2038)

☒ The Director is hereby authorized to charge the required fee(s), any deficiency, or credit any overpayment to Deposit Account No. 05-0460

5. **Change in Entity Status** (from status indicated above)

❑ Applicant certifying micro entity status. See 37 CFR 1.29

❑ Applicant asserting small entity status. See 37 CFR 1.27

❑ Applicant changing to regular undiscounted fee status.

NOTE: Absent a valid certification of Micro Entity Status (see forms PTO/SB/15A and 15B), issue fee payment in the micro entity amount will not be accepted at the risk of application abandonment.
NOTE: If the application was previously under micro entity status, checking this box will be taken to be a notification of loss of entitlement to micro entity status.
NOTE: Checking this box will be taken to be a notification of loss of entitlement to small or micro entity status, as applicable.

NOTE: This form must be signed in accordance with 37 CFR 1.31 and 1.33. See 37 CFR 1.4 for signature requirements and certifications.

Authorized Signature /Patrick J. Finnan/ Date March 25, 2022

Typed or printed name Patrick J. Finnan Registration No. 39189

OMB Clearance and PRA Burden Statement for PTOL-85 Part B

The Paperwork Reduction Act (PRA) of 1995 requires Federal agencies to obtain Office of Management and Budget approval before requesting most types of information from the public. When OMB approves an agency request to collect information from the public, OMB (i) provides a valid OMB Control Number and expiration date for the agency to display on the instrument that will be used to collect the information and (ii) requires the agency to inform the public about the OMB Control Number's legal significance in accordance with 5 CFR 1320.5(b).

The information collected by PTOL-85 Part B is required by 37 CFR 1.311. The information is required to obtain or retain a benefit by the public which is to file (and by the USPTO to process) an application. Confidentiality is governed by 35 U.S.C. 122 and 37 CFR 1.14. This collection is estimated to take 30 minutes to complete, including gathering, preparing, and submitting the completed application form to the USPTO. Time will vary depending upon the individual case. Any comments on the amount of time you require to complete this form and/or suggestions for reducing this burden, should be sent to the Chief Information Officer, U.S. Patent and Trademark Office, U.S. Department of Commerce, P.O. Box 1450, Alexandria, Virginia 22313-1450. DO NOT SEND FEES OR COMPLETED FORMS TO THIS ADDRESS. SEND TO: Commissioner for Patents, P.O. Box 1450, Alexandria, Virginia 22313-1450. Under the Paperwork Reduction Act of 1995, no persons are required to respond to a collection of information unless it displays a valid OMB control number.

Privacy Act Statement

The Privacy Act of 1974 (P.L. 93-579) requires that you be given certain information in connection with your submission of the attached form related to a patent application or patent. Accordingly, pursuant to the requirements of the Act, please be advised that: (1) the general authority for the collection of this information is 35 U.S.C. 2(b)(2); (2) furnishing of the information solicited is voluntary; and (3) the principal purpose for which the information is used by the U.S. Patent and Trademark Office is to process and/or examine your submission related to a patent application or patent. If you do not furnish the requested information, the U.S. Patent and Trademark Office may not be able to process and/or examine your submission, which may result in termination of proceedings or abandonment of the application or expiration of the patent.

The information provided by you in this form will be subject to the following routine uses:

1. The information on this form will be treated confidentially to the extent allowed under the Freedom of Information Act (5 U.S.C. 552) and the Privacy Act (5 U.S.C 552a). Records from this system of records may be disclosed to the Department of Justice to determine whether disclosure of these records is required by the Freedom of Information Act.
2. A record from this system of records may be disclosed, as a routine use, in the course of presenting evidence to a court, magistrate, or administrative tribunal, including disclosures to opposing counsel in the course of settlement negotiations.
3. A record in this system of records may be disclosed, as a routine use, to a Member of Congress submitting a request involving an individual, to whom the record pertains, when the individual has requested assistance from the Member with respect to the subject matter of the record.
4. A record in this system of records may be disclosed, as a routine use, to a contractor of the Agency having need for the information in order to perform a contract. Recipients of information shall be required to comply with the requirements of the Privacy Act of 1974, as amended, pursuant to 5 U.S.C. 552a(m).
5. A record related to an International Application filed under the Patent Cooperation Treaty in this system of records may be disclosed, as a routine use, to the International Bureau of the World Intellectual Property Organization, pursuant to the Patent Cooperation Treaty.
6. A record in this system of records may be disclosed, as a routine use, to another federal agency for purposes of National Security review (35 U.S.C. 181) and for review pursuant to the Atomic Energy Act (42 U.S.C. 218(c)).
7. A record from this system of records may be disclosed, as a routine use, to the Administrator, General Services, or his/her designee, during an inspection of records conducted by GSA as part of that agency's responsibility to recommend improvements in records management practices and programs, under authority of 44 U.S.C. 2904 and 2906. Such disclosure shall be made in accordance with the GSA regulations governing inspection of records for this purpose, and any other relevant (i.e., GSA or Commerce) directive. Such disclosure shall not be used to make determinations about individuals.
8. A record from this system of records may be disclosed, as a routine use, to the public after either publication of the application pursuant to 35 U.S.C. 122(b) or issuance of a patent pursuant to 35 U.S.C. 151. Further, a record may be disclosed, subject to the limitations of 37 CFR 1.14, as a routine use, to the public if the record was filed in an application which became abandoned or in which the proceedings were terminated and which application is referenced by either a published application, an application open to public inspection or an issued patent.
9. A record from this system of records may be disclosed, as a routine use, to a Federal, State, or local law enforcement agency, if the USPTO becomes aware of a violation or potential violation of law or regulation.

Electronic Patent Application Fee Transmittal

Application Number:	17246192
Filing Date:	30-Apr-2021
Title of Invention:	Multiple-Body-Configuration Multimedia and Smartphone Multifunction Wireless Devices
First Named Inventor/Applicant Name:	Carles PUENTE BALIARDA
Filer:	Patrick J. Finnan/Janet Dorgan
Attorney Docket Number:	0690.0023CN5

Filed as Large Entity

Filing Fees for Utility under 35 USC 111(a)

Description	Fee Code	Quantity	Amount	Sub-Total in USD($)
Basic Filing:				
Pages:				
Claims:				
Miscellaneous-Filing:				
Petition:				
Patent-Appeals-and-Interference:				
Post-Allowance-and-Post-Issuance:				
UTILITY APPL ISSUE FEE	1501	1	1200	1200

Description	Fee Code	Quantity	Amount	Sub-Total in USD($)
Extension-of-Time:				
Miscellaneous:				
		Total in USD ($)		**1200**

Electronic Acknowledgement Receipt	
EFS ID:	45319674
Application Number:	17246192
International Application Number:	
Confirmation Number:	7433
Title of Invention:	Multiple-Body-Configuration Multimedia and Smartphone Multifunction Wireless Devices
First Named Inventor/Applicant Name:	Carles PUENTE BALIARDA
Customer Number:	27896
Filer:	Patrick J. Finnan/Janet Dorgan
Filer Authorized By:	Patrick J. Finnan
Attorney Docket Number:	0690.0023CN5
Receipt Date:	25-MAR-2022
Filing Date:	30-APR-2021
Time Stamp:	17:17:38
Application Type:	Utility under 35 USC 111(a)

Payment information:

Submitted with Payment	yes
Payment Type	CARD
Payment was successfully received in RAM	$1200
RAM confirmation Number	E20223OH18214230
Deposit Account	
Authorized User	
The Director of the USPTO is hereby authorized to charge indicated fees and credit any overpayment as follows:	

File Listing:

Document Number	Document Description	File Name	File Size(Bytes)/ Message Digest	Multi Part /.zip	Pages (if appl.)
1		2022-03-25_312Amendment-0690_0023CN5.pdf	91439 8add7e999a046e7949d03ba49f037736e559bf72	yes	7

Multipart Description/PDF files in .zip description

Document Description	Start	End
Amendment after Notice of Allowance (Rule 312)	1	1
Claims	2	6
Applicant Arguments/Remarks Made in an Amendment	7	7

Warnings:

Information:

2	Issue Fee Payment (PTO-85B)	2022-03-25_IssueFeeTransmittal_Part-B-0690_0023CN5.pdf	202599 9a3b58679fb47e70651ee280065889d2012b4c1e	no	2

Warnings:

Information:

3	Fee Worksheet (SB06)	fee-info.pdf	38124 0396d6b1ebe9ce0a003ad344ff0178baa93a02f1	no	2

Warnings:

Information:

Total Files Size (in bytes):	332162

This Acknowledgement Receipt evidences receipt on the noted date by the USPTO of the indicated documents, characterized by the applicant, and including page counts, where applicable. It serves as evidence of receipt similar to a Post Card, as described in MPEP 503.

New Applications Under 35 U.S.C. 111

If a new application is being filed and the application includes the necessary components for a filing date (see 37 CFR 1.53(b)-(d) and MPEP 506), a Filing Receipt (37 CFR 1.54) will be issued in due course and the date shown on this Acknowledgement Receipt will establish the filing date of the application.

National Stage of an International Application under 35 U.S.C. 371

If a timely submission to enter the national stage of an international application is compliant with the conditions of 35 U.S.C. 371 and other applicable requirements a Form PCT/DO/EO/903 indicating acceptance of the application as a national stage submission under 35 U.S.C. 371 will be issued in addition to the Filing Receipt, in due course.

New International Application Filed with the USPTO as a Receiving Office

If a new international application is being filed and the international application includes the necessary components for an international filing date (see PCT Article 11 and MPEP 1810), a Notification of the International Application Number and of the International Filing Date (Form PCT/RO/105) will be issued in due course, subject to prescriptions concerning national security, and the date shown on this Acknowledgement Receipt will establish the international filing date of the application.

UNITED STATES PATENT AND TRADEMARK OFFICE

UNITED STATES DEPARTMENT OF COMMERCE
United States Patent and Trademark Office
Address: COMMISSIONER FOR PATENTS
P.O. Box 1450
Alexandria, Virginia 22313-1450
www.uspto.gov

APPLICATION NO.	FILING DATE	FIRST NAMED INVENTOR	ATTORNEY DOCKET NO.	CONFIRMATION NO.
17/246,192	04/30/2021	Carles PUENTE BALIARDA	0690.0023CN5	7433

27896 7590 04/08/2022

EDELL, SHAPIRO & FINNAN, LLC
9801 Washingtonian Blvd.
Suite 750
Gaithersburg, MD 20878

EXAMINER	
HONG, DUNG	

ART UNIT	PAPER NUMBER
2643	

NOTIFICATION DATE	DELIVERY MODE
04/08/2022	ELECTRONIC

Please find below and/or attached an Office communication concerning this application or proceeding.

The time period for reply, if any, is set in the attached communication.

Notice of the Office communication was sent electronically on above-indicated "Notification Date" to the following e-mail address(es):

epatent@usiplaw.com

Response to Rule 312 Communication	Application No.	Applicant(s)	
	17/246,192	PUENTE BALIARDA et al.	
	Examiner	Art Unit	AIA (FITF) Status
	DUNG HONG	2643	No

-- The MAILING DATE of this communication appears on the cover sheet with the correspondence address --

1. ☑ The amendment filed on 25 March 2022 under 37 CFR 1.312 has been considered, and has been:

a) ☑ entered.

b) ☐ entered as directed to matters of form not affecting the scope of the invention.

c) ☐ disapproved because the amendment was filed after the payment of the issue fee.

Any amendment filed after the date the issue fee is paid must be accompanied by a petition under 37 CFR 1.313(c)(1) and the required fee to withdraw the application from issue.

d) ☐ disapproved. See explanation below.

e) ☐ entered in part. See explanation below.

f) ☐ not entered because the supplemental or corrected Application Data sheet (ADS)

☐ was not accompanied by a petition to accept an unintentionally delayed claim under 37 CFR 1.55 or 27 CFR 1.78;

☐ did not identify the information being changed in accordance with 37 CFR 1.76(c)(2);

☐ was not properly signed in accordance with 37 CFR 1.76(e) (or 37 CFR 1.33(b) for applications filed prior to September 16, 2012).

/DUNG HONG/
Primary Examiner, Art Unit 2643

Please enter.

/DUNG HONG/

04/05/2022

IN THE UNITED STATES PATENT AND TRADEMARK OFFICE

Application No.	:	17/246,192
First Named Inventor	:	Carles PUENTE BALIARDA
Confirmation No.	:	7433
Filed	:	April 30, 2021
TC/A.U.	:	2643
Examiner	:	Hong, Dung
Customer No.	:	27896
Docket No.	:	0690.0023CN5
Title	:	Multiple-Body-Configuration Multimedia and Smartphone Multifunction Wireless Devices

MAIL STOP ISSUE FEE
Commissioner for Patents
P.O. Box 1450
Alexandria, VA 22313-1450

AMENDMENT AFTER NOTICE OF ALLOWANCE UNDER 37 C.F.R. §1.312

Sir:

Further to the Notice of Allowance mailed March 17, 2022, please amend the above-identified application as follows:

Amendments to the Claims begin on page 2 of this paper.

Remarks begin on page 7 of this paper.

INFORMATION DISCLOSURE STATEMENT BY APPLICANT (Not for submission under 37 CFR 1.99)		
	Application Number	
	Filing Date	
	First Named Inventor	Carles PUENTE BALIARDA
	Art Unit	
	Examiner Name	
	Attorney Docket Number	0690.0023CN5

	9	2215136	GB		1989-09-13	CECIL		
	10	2293275	GB		1996-03-20	PHILLIPS		
	11	2317994	GB		1998-04-08	KITCHENER		
	12	2330951	GB		1999-05-05	DAVIDSON		
	13	2355116	GB		2001-04-11	BOAKES		
	14	2361584	GB		2001-10-24	MOR		
	15	2376568	GB		2002-12-18	GUO		
	16	2387486	GB		2003-10-15	YOON		
	17	2417863	GB		2006-03-08	WILDMAN		
Change(s) applied to document, /A.E.G./ 4/25/2022	18	H1631	~~N~~ US		1997-02-04	MONTGOMERY		
	19	05007109	JP		1993-01-14	KONDO		

EFS Web 2.1.18

ALL REFERENCES CONSIDERED EXCEPT WHERE LINED THROUGH. /D.H/

UNITED STATES PATENT AND TRADEMARK OFFICE

UNITED STATES DEPARTMENT OF COMMERCE
United States Patent and Trademark Office
Address: COMMISSIONER FOR PATENTS
P.O. Box 1450
Alexandria, Virginia 22313-1450
www.uspto.gov

APPLICATION NO.	ISSUE DATE	PATENT NO.	ATTORNEY DOCKET NO.	CONFIRMATION NO.
17/246,192	05/31/2022	11349200	0690.0023CN5	7433

27896 7590 05/11/2022

EDELL, SHAPIRO & FINNAN, LLC
9801 Washingtonian Blvd.
Suite 750
Gaithersburg, MD 20878

ISSUE NOTIFICATION

The projected patent number and issue date are specified above.

Determination of Patent Term Adjustment under 35 U.S.C. 154 (b)
(application filed on or after May 29, 2000)

The Patent Term Adjustment is 0 day(s). Any patent to issue from the above-identified application will include an indication of the adjustment on the front page.

If a Continued Prosecution Application (CPA) was filed in the above-identified application, the filing date that determines Patent Term Adjustment is the filing date of the most recent CPA.

Applicant will be able to obtain more detailed information by accessing the Patent Application Information Retrieval (PAIR) WEB site (http://pair.uspto.gov).

Any questions regarding the Patent Term Extension or Adjustment determination should be directed to the Office of Patent Legal Administration at (571)-272-7702. Questions relating to issue and publication fee payments should be directed to the Application Assistance Unit (AAU) of the Office of Patents Stakeholder Experience (OPSE), Stakeholder Support Division (SSD) at (571)-272-4200.

INVENTOR(s) (Please see PAIR WEB site http://pair.uspto.gov for additional inventors):

Carles PUENTE BALIARDA, Barcelona, SPAIN;
Josep MUMBRU, Asnières-sur-Seine, FRANCE;
Jordi ILARIO, Barcelona, SPAIN;

APPLICANT(s) (Please see PAIR WEB site http://pair.uspto.gov for additional applicants):

Fractus, S.A., Barcelona, SPAIN;

The United States represents the largest, most dynamic marketplace in the world and is an unparalleled location for business investment, innovation, and commercialization of new technologies. The USA offers tremendous resources and advantages for those who invest and manufacture goods here. Through SelectUSA, our nation works to encourage and facilitate business investment. To learn more about why the USA is the best country in the world to develop technology, manufacture products, and grow your business, visit SelectUSA.gov.

AO 120 (Rev. 08/10)

TO:	REPORT ON THE FILING OR DETERMINATION OF AN ACTION REGARDING A PATENT OR TRADEMARK
Mail Stop 8 Director of the U.S. Patent and Trademark Office P.O. Box 1450 Alexandria, VA 22313-1450	

In Compliance with 35 U.S.C. § 290 and/or 15 U.S.C. § 1116 you are hereby advised that a court action has been filed in the U.S. District Court Eastern District of Texas on the following

☐ Trademarks or ☑ Patents. (☐ the patent action involves 35 U.S.C. § 292.):

DOCKET NO.	DATE FILED	U.S. DISTRICT COURT
2:22-cv-412	10/21/2022	Eastern District of Texas

PLAINTIFF	DEFENDANT
FRACTUS, S.A.	ADT LLC d/b/a ADT Security Services

	PATENT OR TRADEMARK NO.	DATE OF PATENT OR TRADEMARK	HOLDER OF PATENT OR TRADEMARK
1	7,471,246	12/30/2008	FRACTUS, S.A.
2	7,907,092	3/15/2011	FRACTUS, S.A.
3	8,456,365	6/4/2013	FRACTUS, S.A.
4	8,674,887	3/18/2014	FRACTUS, S.A.
5	8,738,103	5/27/2014	FRACTUS, S.A.

In the above---entitled case, the following patent(s)/ trademark(s) have been included:

DATE INCLUDED	INCLUDED BY ☐ Amendment ☐ Answer ☐ Cross Bill ☐ Other Pleading	
PATENT OR TRADEMARK NO.	DATE OF PATENT OR TRADEMARK	HOLDER OF PATENT OR TRADEMARK
1		
2		
3		
4		
5		

In the above---entitled case, the following decision has been rendered or judgement issued:

DECISION/JUDGEMENT

CLERK	(BY) DEPUTY CLERK	DATE

Copy 1---Upon initiation of action, mail this copy to Director Copy 3---Upon termination of action, mail this copy to Director
Copy 2---Upon filing document adding patent(s), mail this copy to Director Copy 4---Case file copy

AO 120 (Rev. 08/10)

TO:	REPORT ON THE FILING OR DETERMINATION OF AN ACTION REGARDING A PATENT OR TRADEMARK
Mail Stop 8 Director of the U.S. Patent and Trademark Office P.O. Box 1450 Alexandria, VA 22313-1450	

In Compliance with 35 U.S.C. § 290 and/or 15 U.S.C. § 1116 you are hereby advised that a court action has been filed in the U.S. District Court Eastern District of Texas on the following

☐ Trademarks or ☑ Patents. (☐ the patent action involves 35 U.S.C. § 292.):

DOCKET NO.	DATE FILED	U.S. DISTRICT COURT
2:22-cv-412	10/21/2022	Eastern District of Texas

PLAINTIFF	DEFENDANT
FRACTUS, S.A.	ADT LLC d/b/a ADT Security Services

	PATENT OR TRADEMARK NO.	DATE OF PATENT OR TRADEMARK	HOLDER OF PATENT OR TRADEMARK
1	11,349,200	5/31/2022	FRACTUS, S.A.
2			
3			
4			
5			

In the above---entitled case, the following patent(s)/ trademark(s) have been included:

DATE INCLUDED	INCLUDED BY ☐ Amendment ☐ Answer ☐ Cross Bill ☐ Other Pleading	
PATENT OR TRADEMARK NO.	DATE OF PATENT OR TRADEMARK	HOLDER OF PATENT OR TRADEMARK
1		
2		
3		
4		
5		

In the above---entitled case, the following decision has been rendered or judgement issued:

DECISION/JUDGEMENT

CLERK	(BY) DEPUTY CLERK	DATE

Copy 1---Upon initiation of action, mail this copy to Director Copy 3---Upon termination of action, mail this copy to Director
Copy 2---Upon filing document adding patent(s), mail this copy to Director Copy 4---Case file copy

AO 120 (Rev. 08/10)

TO:	REPORT ON THE FILING OR DETERMINATION OF AN ACTION REGARDING A PATENT OR TRADEMARK
Mail Stop 8 Director of the U.S. Patent and Trademark Office P.O. Box 1450 Alexandria, VA 22313-1450	

In Compliance with 35 U.S.C. § 290 and/or 15 U.S.C. § 1116 you are hereby advised that a court action has been filed in the U.S. District Court Eastern District of Texas on the following

☐ Trademarks or ☑ Patents. (☐ the patent action involves 35 U.S.C. § 292.):

DOCKET NO.	DATE FILED	U.S. DISTRICT COURT
2:22-cv-413	10/21/2022	Eastern District of Texas

PLAINTIFF	DEFENDANT
FRACTUS, S.A.	VIVINT, INC.

	PATENT OR TRADEMARK NO.	DATE OF PATENT OR TRADEMARK	HOLDER OF PATENT OR TRADEMARK
1	7,907,092	3/15/2011	FRACTUS, S.A.
2	8,738,103	5/27/2014	FRACTUS, S.A.
3	8,994,604	3/31/2015	FRACTUS, S.A.
4	10,135,138	11/20/2018	FRACTUS, S.A.
5	10,468,770	11/5/2019	FRACTUS, S.A.

In the above---entitled case, the following patent(s)/ trademark(s) have been included:

DATE INCLUDED	INCLUDED BY ☐ Amendment ☐ Answer ☐ Cross Bill ☐ Other Pleading	
PATENT OR TRADEMARK NO.	DATE OF PATENT OR TRADEMARK	HOLDER OF PATENT OR TRADEMARK
1		
2		
3		
4		
5		

In the above---entitled case, the following decision has been rendered or judgement issued:

DECISION/JUDGEMENT

CLERK	(BY) DEPUTY CLERK	DATE

Copy 1---Upon initiation of action, mail this copy to Director Copy 3---Upon termination of action, mail this copy to Director
Copy 2---Upon filing document adding patent(s), mail this copy to Director Copy 4---Case file copy

AO 120 (Rev. 08/10)

TO:	REPORT ON THE FILING OR DETERMINATION OF AN ACTION REGARDING A PATENT OR TRADEMARK
Mail Stop 8 Director of the U.S. Patent and Trademark Office P.O. Box 1450 Alexandria, VA 22313-1450	

In Compliance with 35 U.S.C. § 290 and/or 15 U.S.C. § 1116 you are hereby advised that a court action has been filed in the U.S. District Court Eastern District of Texas on the following

☐ Trademarks or ☑ Patents. (☐ the patent action involves 35 U.S.C. § 292.):

DOCKET NO.	DATE FILED	U.S. DISTRICT COURT
2:22-cv-413	10/21/2022	Eastern District of Texas

PLAINTIFF	DEFENDANT
FRACTUS, S.A.	VIVINT, INC.

	PATENT OR TRADEMARK NO.	DATE OF PATENT OR TRADEMARK	HOLDER OF PATENT OR TRADEMARK
1	11,349,200	5/31/2022	FRACTUS, S.A.
2			
3			
4			
5			

In the above---entitled case, the following patent(s)/ trademark(s) have been included:

DATE INCLUDED	INCLUDED BY ☐ Amendment ☐ Answer ☐ Cross Bill ☐ Other Pleading	
PATENT OR TRADEMARK NO.	DATE OF PATENT OR TRADEMARK	HOLDER OF PATENT OR TRADEMARK
1		
2		
3		
4		
5		

In the above---entitled case, the following decision has been rendered or judgement issued:

DECISION/JUDGEMENT

CLERK	(BY) DEPUTY CLERK	DATE

Copy 1---Upon initiation of action, mail this copy to Director Copy 3---Upon termination of action, mail this copy to Director
Copy 2---Upon filing document adding patent(s), mail this copy to Director Copy 4---Case file copy

Trials@uspto.gov
Tel: 571-272-7822

Paper 14
Date: February 20, 2024

UNITED STATES PATENT AND TRADEMARK OFFICE

BEFORE THE PATENT TRIAL AND APPEAL BOARD

VIVINT, INC.,
Petitioner,

v.

FRACTUS S.A.,
Patent Owner.

IPR2024-00088
Patent 11,349,200 B2

Before KARL D. EASTHOM, JOHN A. HUDALLA, and STEVEN M. AMUNDSON, *Administrative Patent Judges*.

EASTHOM, *Administrative Patent Judge*.

DECISION
Settlement Prior to Institution of Trial
Granting Joint Request to Treat Settlement
Agreement as Business Confidential Information
37 C.F.R. § 42.74

I. INTRODUCTION

Vivint, Inc. ("Petitioner") filed a Petition requesting an *inter partes* review of claims 1–4, 6–7, 9–13, 15, and 17–20 in U.S. Patent No. 11,349,200 B2 (Exhibit 1001, the "'200 patent") under 35 U.S.C. §§ 311–319. Paper 2. Fractus S.A. ("Patent Owner") has not yet filed a preliminary response.

The Board has not yet decided whether to institute an *inter partes* review of claims 1–4, 6–7, 9–13, 15, and 17–20 in the '200 patent.

On February 15, 2024, after receiving Board authorization, Petitioner and Patent Owner filed a Joint Motion to Terminate. Paper 12. As Exhibit 1006, the parties filed a copy of an agreement titled "Settlement and License Agreement." Ex. 1006, 1. The parties also filed a Joint Request to File Settlement Agreement as Business Confidential Information. Paper 13.

II. DISCUSSION

The parties represent that they have "reached an agreement resolving the underlying dispute" in this proceeding and that their settlement agreement (Exhibit 1006) "effectively resolves all disputes related to" the '200 patent. Paper 12, 1. The parties represent that Exhibit 1006 is a "true copy" of their settlement agreement. *Id.* at 2. The parties also represent that "there are no collateral agreements or understandings made in connection with, or in contemplation of, the termination of this proceeding." *Id.*

The parties assert that termination "is appropriate because all disputes between the parties regarding the '200 patent have been resolved." Paper 12, 1. The parties also assert that termination "is appropriate because an institution decision has not yet issued." *Id.* at 2. Additionally, the parties

contend that "[m]otions to terminate based on a joint request are routinely granted in the pre-institution timeframe." *Id.* at 1–2 (footnote omitted).

This proceeding is at an early stage. As noted above, Patent Owner has not yet filed a preliminary response. Terminating this proceeding will save the Board administrative and judicial resources, e.g., in analyzing the Petition's unpatentability arguments and issuing a decision on institution. Further, "[t]here are strong public policy reasons to favor settlement between the parties to a proceeding," and "[t]he Board expects that a proceeding will terminate after the filing of a settlement agreement, unless the Board has already decided the merits of the proceeding." Office Patent Trial Practice Guide, 77 Fed. Reg. 48,756, 48,768 (Aug. 14, 2012); *see* Consolidated Trial Practice Guide, 86 (Nov. 2019).[1]

Under these circumstances, we determine that it is appropriate to terminate this proceeding. We also determine that it is appropriate to treat the parties' settlement agreement (Exhibit 1006) as business confidential information under 37 C.F.R. § 42.74(c).

This Order does not constitute a final written decision under 35 U.S.C. § 318(a).

III. ORDER

Accordingly, it is

ORDERED that the parties' Joint Motion to Terminate (Paper 12) is granted;

FURTHER ORDERED that this proceeding is terminated as to all parties; and

[1] Available at https://www.uspto.gov/TrialPracticeGuideConsolidated.

FURTHER ORDERED that the parties' Joint Request to File Settlement Agreement as Business Confidential Information (Paper 13) is granted, and the parties' settlement agreement (Exhibit 1006) shall be treated as business confidential information and be kept separate from the file of U.S. Patent No. 11,349,200 B2 and made available only under the provisions of 37 C.F.R. § 42.74(c).

For PETITIONER:

Jared J. Braithwaite
R. Whitney Johnson
FOLEY & LARDNER LLP
jbraithwaite@foley.com
whit.johnson@foley.com

For PATENT OWNER:

Mark J. DeBoy
Patrick Finnan
EDELL, SHAPIRO AND FINNAN, LLC
mdeboy@esfip.com
pfinnan@esfip.com

UNITED STATES
PATENT AND TRADEMARK OFFICE

Commissioner for Patents
United States Patent and Trademark Office
P.O. Box 1450
Alexandria, VA 22313 - 1450
www.uspto.gov

APPROVAL LETTER

APPLICATION #	FILING DATE	APPLICANT/PATENT UNDER REEXAMINATION
17/246,192	04/30/2021	Carles PUENTE BALIARDA

Title of Invention

Multiple-Body-Configuration Multimedia and Smartphone Multifunction Wireless Devices

Electronic terminal disclaimer filed on 08/14/2024

☑ Approved

This patent is subject to a Terminal Disclaimer

Approved / Disapproved by: Electronic Terminal Disclaimer automatically approved

UNITED STATES
PATENT AND TRADEMARK OFFICE

P.O. Box 1450
Alexandria, VA 22313 - 1450
www.uspto.gov

ELECTRONIC ACKNOWLEDGEMENT RECEIPT

APPLICATION #	RECEIPT DATE / TIME	ATTORNEY DOCKET #
17/246,192	**08/14/2024 04:45:36 PM Z ET**	**0690.0023CN5**

Title of Invention

Multiple-Body-Configuration Multimedia and Smartphone Multifunction Wireless Devices

Application Information

APPLICATION TYPE	Utility - Nonprovisional Application under 35 USC 111(a)	PATENT #	11349200
CONFIRMATION #	7433	FILED BY	Amanda Johnson
PATENT CENTER #	66786674	FILING DATE	04/30/2021
CUSTOMER #	27896	FIRST NAMED INVENTOR	Carles PUENTE BALIARDA
CORRESPONDENCE ADDRESS	-	AUTHORIZED BY	MARK DEBOY

Documents

TOTAL DOCUMENTS: 2

DOCUMENT	PAGES	DESCRIPTION	SIZE (KB)
petition-request.pdf	3	Terminal Disclaimer-Filed (Electronic)	44 KB
grantLetter.pdf	1	Terminal Disclaimer-Electronic-Approved	18 KB

Digest

DOCUMENT	MESSAGE DIGEST(SHA-512)
petition-request.pdf	D42679B96C7997964441AC69FEC2BFF62AA8DCD54F9A1AEB A7DC3FEF2FA6B58B37608C4C4856DF84EE09320D2606BAA9 801A2B4DD934D6861E195E966AB77379
grantLetter.pdf	B3B03BAF44DFEF76EEFA91158DD31ADB88B986AD7D9CD2C

E014DE2E86BA9CDADC8D3B0EE03AEDC14569CDEA4D32E1
047A5EF28ED0D73A73817FFE727434C91D5

This Acknowledgement Receipt evidences receipt on the noted date by the USPTO of the indicated documents, characterized by the applicant, and including page counts, where applicable. It serves as evidence of receipt similar to a Post Card, as described in MPEP 503.

New Applications Under 35 U.S.C. 111

If a new application is being filed and the application includes the necessary components for filing date (see 37 CFR 1.53(b)-(d) and MPEP 506), a Filing Receipt (37 CFR 1.54) will be issued in due course and the date shown on this Acknowledgement Receipt will establish the filing date of the application

National Stage of an International Application under 35 U.S.C. 371

If a timely submission to enter the national stage of an international application is compliant with the conditions of 35 U.S.C. 371 and other applicable requirements a Form PCT/DO/EO/903 indicating acceptance of the application as a national stage submission under 35 U.S.C. 371 will be issued in addition to the Filing Receipt, in due course.

New International Application Filed with the USPTO as a Receiving Office

If a new international application is being filed and the international application includes the necessary components for an international filing date (see PCT Article 11 and MPEP 1810), a Notification of the International Application Number and of the International Filing Date (Form PCT/RO/105) will be issued in due course, subject to prescriptions concerning national security, and the date shown on this Acknowledgement Receipt will establish the international filing date of the application.

UNITED STATES
PATENT AND TRADEMARK OFFICE

P.O. Box 1450
Alexandria, VA 22313 - 1450
www.uspto.gov

ELECTRONIC PAYMENT RECEIPT

APPLICATION #	RECEIPT DATE / TIME	ATTORNEY DOCKET #
17/246,192	**08/14/2024 04:45:36 PM Z ET**	**0690.0023CN5**

Title of Invention

Multiple-Body-Configuration Multimedia and Smartphone Multifunction Wireless Devices

Application Information

APPLICATION TYPE	Utility - Nonprovisional Application under 35 USC 111(a)	PATENT #	11349200
CONFIRMATION #	7433	FILED BY	Amanda Johnson
PATENT CENTER #	66786674	AUTHORIZED BY	MARK DEBOY
CUSTOMER #	27896	FILING DATE	04/30/2021
CORRESPONDENCE ADDRESS	-	FIRST NAMED INVENTOR	Carles PUENTE BALIARDA

Payment Information

PAYMENT METHOD	PAYMENT TRANSACTION ID	PAYMENT AUTHORIZED BY
CARD / 1022	**E20248DG45597021**	**MARK DEBOY**

FEE CODE	DESCRIPTION	ITEM PRICE($)	QUANTITY	ITEM TOTAL($)
1814	STATUTORY DISCLAIMER, INCLUDING TERMINAL DISCLAIMER	170.00	1	170.00
			TOTAL AMOUNT:	**$170.00**

This Acknowledgement Receipt evidences receipt on the noted date by the USPTO of the indicated documents, characterized by the applicant, and including page counts, where applicable. It serves as evidence of receipt similar to a Post Card, as described in MPEP 503.

New Applications Under 35 U.S.C. 111

If a new application is being filed and the application includes the necessary components for filing date (see 37 CFR 1.53(b)-(d) and MPEP 506), a Filing Receipt (37 CFR 1.54) will be issued in due course and the date shown on this Acknowledgement Receipt will establish the filing date of the application

National Stage of an International Application under 35 U.S.C. 371

If a timely submission to enter the national stage of an international application is compliant with the conditions of 35 U.S.C.

371 and other applicable requirements a Form PCT/DO/EO/903 indicating acceptance of the application as a national stage submission under 35 U.S.C. 371 will be issued in addition to the Filing Receipt, in due course.

New International Application Filed with the USPTO as a Receiving Office

If a new international application is being filed and the international application includes the necessary components for an international filing date (see PCT Article 11 and MPEP 1810), a Notification of the International Application Number and of the International Filing Date (Form PCT/RO/105) will be issued in due course, subject to prescriptions concerning national security, and the date shown on this Acknowledgement Receipt will establish the international filing date of the application.

UNITED STATES
PATENT AND TRADEMARK OFFICE

P.O. Box 1450
Alexandria, VA 22313 - 1450
www.uspto.gov

TERMINAL DISCLAIMER TO OBVIATE A DOUBLE PATENTING REJECTION OVER A PRIOR PATENT

APPLICATION #	FILING DATE	FIRST NAMED INVENTOR	ATTORNEY DOCKET #
17246192	04/30/2021	Carles PUENTE BALIARDA	0690.0023CN5

Title of Invention

Multiple-Body-Configuration Multimedia and Smartphone Multifunction Wireless Devices

✓	Filing of terminal disclaimer does not obviate requirement for response under 37 CFR 1.111 to outstanding Office Action
✓	This electronic Terminal Disclaimer is not being used for a Joint Research Agreement.

Owner	Percent interest
Fractus, S.A.	100%
Total	**100%**

The owner(s) of percent interest listed above in the instant application hereby disclaims, except as provided below, the terminal part of the statutory term of any patent granted on the instant application which would extend beyond the expiration date of the full statutory term of any patent granted on pending reference Application Number(s)

Application #	Filing Date
18339523	06/22/2023

as the term of any patent granted on said reference application may be shortened by any terminal disclaimer filed prior to the grant of any patent on the pending reference application. The owner hereby agrees that any patent so granted on the instant application shall be enforceable only for and during such period that it and any patent granted on the reference application are commonly owned. This agreement runs with any patent granted on the instant application and is binding upon the grantee, its successors or assigns.
In making the above disclaimer, the owner does not disclaim the terminal part of any patent granted on the instant application that would extend to the expiration date of the full statutory term of any patent granted on said reference application, "as the term of any patent granted on said reference application may be shortened by any terminal disclaimer filed prior to the grant of any patent on the pending reference application," in the event that any such patent granted on the pending reference application: expires for failure to pay a maintenance fee, is held unenforceable, is found invalid by a court of competent jurisdiction, is statutorily disclaimed in whole or terminally disclaimed under 37 CFR 1.321, has all claims canceled by a reexamination certificate, is reissued, or is in any manner terminated prior to the expiration of its full statutory term as shortened by any terminal disclaimer filed prior to its grant.

The owner(s) of percent interest listed above in the instant application hereby disclaims, except as provided below, the terminal part of the statutory term of any patent granted on the instant application which would extend beyond the expiration date of the full statutory term of prior patent number(s)

Patent #
11735810

as the term of said prior patent is presently shortened by any terminal disclaimer. The owner hereby agrees that any patent so granted on the instant application shall be enforceable only for and during such period that it and the prior patent are commonly owned. This agreement runs with any patent granted on the instant application and is binding upon the grantee, its successors or assigns.
In making the above disclaimer, the owner does not disclaim the terminal part of the term of any patent granted on the instant application that would extend to the expiration date of the full statutory term of the prior patent, "as the term of said prior patent is presently shortened by any terminal disclaimer," in the event that said prior patent later:
- expires for failure to pay a maintenance fee;
- is held unenforceable;
- is found invalid by a court of competent jurisdiction;
- is statutorily disclaimed in whole or terminally disclaimed under 37 CFR 1.321;
- has all claims canceled by a reexamination certificate;
- is reissued; or
- is in any manner terminated prior to the expiration of its full statutory term as presently shortened by any terminal disclaimer.

Terminal disclaimer fee under 37 CFR 1.20(d) included with Electronic Terminal Disclaimer request.

Applicant claims the following entity status:
Regular Undiscounted

I hereby declare that all statements made herein of my own knowledge are true and that all statemnts made on information and belief are believed to be true; and further that these statements were made with the knowledge that willful false statements and the like so made are punishable by fine or imprisonment, or both, under Section 1001 of Title 18 of the United States Code and that such willful false statements may jeopardize the validity of the application or any patent issued thereon.

I certify, in accordance with 37 CFR 1.4(d)(4) that I am: An attorney or agent registered to practice before the Patent and Trademark Office who is of record in this application

Signature	Name	Registration #
/Mark J. DeBoy/	MARK DEBOY	66983

---

* Statement under 37 CFR 3.73(b) is required if terminal disclaimer is signed by the assignee (owner). Form PTO/SB/96 may be used for making this certification. See MPEP 324.