Appendix B – Claim Chart for US Patent No. 9,578,092 Against Accused Cisco Products

Based on information presently available, Damaka Inc. ("Damaka") contends that Cisco Systems, Inc. ("Cisco" or "Defendant") infringes Claims 1-5, 7-8, 10, 12-19, 22-25, and 27 (the "Asserted Claims") of U.S. Patent No. 9,578,092 (the "'092 Patent") through the Accused Products which are manufactured, sold, offered for sale, used, imported into the United States, and/or exported from the United States by Cisco.

The Accused Products comprise all versions and variants of the Webex Application and Webex SDKs[1], including, but not limited to, Webex for iOS, Webex for Android, Webex for Tablet, Webex for Web Browser, Webex for the Windows operating system, Webex for the Mac operating system, and Webex for Linux that are made, used, sold, offered for sale, imported into the United States, and/or exported from the United States or otherwise provided, after May 30, 2019. Damaka reserves the right to amend this list of Accused Products as discovery progresses.

Cisco directly infringes each of the Asserted Claims by using, importing, testing, selling, offering for sale, importing into the United States, and/or exporting from the United States the Accused Products in violation of 35 U.S.C. § 271(a).

Cisco indirectly infringes the Asserted Claims in violation of 35 U.S.C. § 271(b) by inducing third parties, including Cisco's customers and end-users, to directly infringe through their operation and use of the Accused Products. Cisco has knowingly and intentionally induced this direct infringement by, *inter alia*, manufacturing, selling, distributing, and/or otherwise making available the Accused Products, and providing instructions, documentation, and other information to customers and end-users suggesting that they use the Accused Products in an infringing manner, including technical support, marketing, product manuals, advertisements, and online documentation. Cisco's marketing and promotional materials for the Accused Products are found, for example, on the Webex website (https://www.webex.com/). For example, the Webex website instructs customers to, among other things, use the services in the Accused Products. *See* https://www.Webex.com/frequently-asked-questions. The Webex website also offers support to customers, including instruction on, among other things, how to operate their products. On information and belief, Cisco knows that its actions will result in infringement of the Asserted Claims, or subjectively believes that there is a high probability that its actions will result in infringement of the Asserted Claims but has taken deliberate actions to avoid learning these facts.

Cisco also contributorily infringes each of the Asserted Claims in violation of 35 U.S.C. § 271(c) by selling, importing, offering for sale, and otherwise providing the Accused Products, which when used by third parties, such as customers and end-users, directly infringe the Asserted Claims. The Accused Products constitute a material part of the Asserted Claims, are not staple articles or commodities of commerce, have no substantial non-infringing uses, and are known by Cisco to be especially made or adapted for use in the infringement of the '092 Patent. On information and belief, Cisco knows that its actions will result in infringement of the Asserted Claims, or subjectively believes that there is a high probability that its actions will result in infringement of the Asserted Claims but has taken deliberate actions to avoid learning these facts.

On information and belief, the charted version of the Webex application and Webex SDK is representative of all the Accused Products as functional equivalents of all claims exist in iOS, Android, and "Web."[2]

Damaka does not concede that any claims of the '092 Patent that are not listed below are not infringed by the identified Accused Products. Moreover, the citations to certain documents and other information below are intended to be exemplary only and in no way foreclose Damaka from citing or relying on additional documents, information, source code, and/or testimony at a later time. These contentions are preliminary in nature, and an analysis of Cisco's products, internal documentation, source code, and/or testimony from relevant witnesses may more fully and accurately describe the infringing features of its Accused Products. Accordingly, Damaka reserves the right to supplement, correct, modify, and/or amend these contentions once such additional information is made available to Damaka. Furthermore, Damaka reserves the right to supplement, correct, modify, and/or amend

[1] The Webex SDK encompasses both the SDK as and associated Webex API. *See e.g.* https://developer.webex.com/meeting/docs/meetings

[2] *See e.g.* https://developer.webex.com/meeting/docs/meetings; *See also* https://help.webex.com/en-us/article/fz1e4b/System-requirements-for-Webex-services

these contentions as discovery in this case progresses; in view of the Court's claim construction order(s); in view of any positions taken by Cisco, including, but not limited to, positions on claim construction, invalidity, and/or non-infringement; and in connection with the preparation and exchange of expert reports.

To the extent Cisco contends that any element of the Accused Products is attributable to a third party, Damaka contends that the activities are attributable to Cisco such that they constitute direct infringement by Cisco under 271(a). The acts may be attributable to Cisco because Cisco directs or controls the others' performance, and because Cisco and the other entity form a joint enterprise. *Akamai Techs., Inc. v. Limelight Networks, Inc.*, 797 F.3d 1020, 1022 (Fed. Cir. 2015). Additionally, Cisco is vicariously liable for the activities of these other entities. *Centillion Data Sys., LLC v. Qwest Commc'ns Int'l, Inc.*, 631 F.3d 1279, 1286 (Fed. Cir. 2011). Further, the activities of these entities (including third party application developers, and users of the Accused Products consumers), are attributable to Cisco because Cisco (1) conditions participation in an activity or receipt of a benefit upon others' performance of one or more steps of a patented method, and (2) establishes the manner or timing of that performance. *Eli Lilly & Co. v. Teva Parenteral Medicines, Inc.*, 845 F.3d 1357, 1365 (Fed. Cir. 2017). These acts are also attributed to Cisco because it initiated the activities of their end-users. *SiRF Tech., Inc. v. Int'l Trade Comm'n*, 601 F.3d 1319, 1330 (Fed. Cir. 2010).

Claim	Cisco Accused Products
1.p A computer program product in a non-transitory computer readable medium for use in a data processing system that comprises a processor coupled to a network interface, the computer program product holding computer program instructions that comprise a function block, the function block having audio/video (A/V) call functionality, the function block operative when executed by the processor to:	The preamble of claim 1 is nonlimiting. Nonetheless, to the extent the preamble limits the claim, each Accused Product meets the requirement of "[a] computer program product in a non-transitory computer readable medium for use in a data processing system that comprises a processor coupled to a network interface, the computer program product holding computer program instructions that comprise a function block, the function block having audio/video (A/V) call functionality." For example, Cisco's Webex (the superblock application) is a computer program that is fixed in computer code (*e.g.* web, iOS, Android, etc.). The Webex application includes a function block (the Webex SDK) that enables A/V calling. For example, Webex is app available for download.

Claim	Cisco Accused Products
	 https://apps.apple.com/us/app/webex/id833967564 For example, the Webex SDK has A/V capabilities and is included in the Webex application. As shown below, "Webex Meetings [SDK] offers integrated audio, video…" **Webex Meetings** Webex Meetings offers integrated audio, video, and content sharing with highly secure web meetings from the cloud. The Webex Meetings REST API allows developers to add basic Webex scheduling functionality to their custom applications or websites. You can: • Create and manage meetings • Add and manage meeting invitees • Get and update meeting preferences, options, and other details • Get, list, and delete recordings https://developer.webex.com/meeting/docs/meetings

Claim	Cisco Accused Products
	Plaintiff may supplement these contentions pursuant to Section 3(a)(i) of the model Discovery Order once access to relevant source code is provided.
1a. receive from a superblock application a request for an audio/video (A/V) service;	Each Accused Product literally meets the requirement "receive from a superblock application a request for an audio/video (A/V) service." For example, the function block (Webex SDK) can receive a "Join_a_meeting" call. This will allows the superblock application "to start or join a meeting"

	Join a Meeting **Operation Id:** *Join_a_Meeting* **Description:** *Retrieves links for a meeting with a specified `meetingId`, `meetingNumber`, or `webLink` that allow users to start or join the meeting directly without logging in and entering a password.* • *Please note that `meetingId`, `meetingNumber` and `webLink` are mutually exclusive and they cannot be specified simultaneously.* • *If `joinDirectly` is true or not specified, the response will have HTTP response code 302 and the request will be redirected to `joinLink`; otherwise, the response will have HTTP response code 200 and `joinLink` will be returned in response body.* • *Only the meeting host or cohost can generate the `startLink`.* • *An admin user or a Service App can generate the `startLink` and `joinLink` on behalf of another meeting host using the `hostEmail` parameter. When a Service App generates the `startLink` and `joinLink`, the `hostEmail` parameter is required. The `hostEmail` parameter only applies to meetings, not webinars.* • *For Service Apps, `hostEmail` must be provided in the request.* • *Generating a join link or a start link before the time specified by `joinBeforeHostMinutes` for a webinar is not supported.* • *The `joinLink` and `startLink` generated by the API only work in a web browser, not in mobile apps. When the `joinLink` or `startLink` is used in a mobile app, the user can't join or start the meeting directly by the dial-in or dial-out phone numbers displayed in the app.* • *When `createJoinLinkAsWebLink` or `createStartLinkAsWebLink` is set to true, a user cannot join or start the meeting using the `joinLink` or `startLink` returned in the response, and must complete the login flow. Those options are typically useful if mandatory user login is configured in Control Hub.* • *Appending the parameter `&launchApp=true` to the weblink will launch directly into the browser experience without showing the user the download selection for the native client.* • *Embedded Apps are not supported in a meeting which is started from the `startLink` generated by this API.*

Claim	Cisco Accused Products

	https://developer.webex.com/meeting/docs/api/v1/meetings/join-a-meeting
	
	There is also equivalent functionality in the formal SDK, as demonstrated by the below.
	
	Fetch a Meeting Instance
	
	A `meeting` instance is typically created once a meeting is initiated through the SDK. If a meeting has already been created on the SDK, you can retrieve it using the SDK's `meetings` object by passing a `meetingId`.
	
	This method does not fetch the list of all meetings from the Webex cloud. It only lists the meetings that are created either with `webex.meetings.create` or `webex.meetings.syncMeetings`.
	
	``
	const meeting = webex.meetings.getAllMeetings()[meetingId];
	``
	
	If participants have already joined the meeting, it can be retrieved from Webex Cloud. Refer to Sync Meetings.
	
	Join a Meeting
	
	Once you have a `Meeting` object, you can join the meeting using the `join()` method:
	
	``
	const join = await meeting.join(joinOptions);
	``
	
	https://developer.webex.com/meeting/docs/sdks/webex-meetings-sdk-web-join-a-meeting

Claim	Cisco Accused Products
	Plaintiff may supplement these contentions pursuant to Section 3(a)(i) of the model Discovery Order once access to relevant source code is provided.
1b. determine that the superblock application is authorized to access the A/V service functionality;	Each Accused Product literally meets the requirement "determine that the superblock application is authorized to access the A/V service functionality." For example, to successfully connect to a meeting, the Webex SDK checks authorization of superblock application (*e.g.* Webex), and if not authorized, the SDK will throw a 401 error, as shown below **Status:** 401 *Unauthorized: Authentication credentials were missing or incorrect.* https://developer.webex.com/meeting/docs/api/v1/meetings/join-a-meeting Again, there is analogous functionality within the formal Webex SDK.

Claim	Cisco Accused Products

	Initialize the SDK
	
	To use the SDK, you'll need a free Webex account; if you don't have a Cisco Webex account, visit Cisco Webex for Developers to create your account and retrieve your **access token** from Getting and Using your Personal Access Token.
	
	To create a new Webex instance:
	
	`const webex = Webex.init({`
	`  credentials: {`
	`  access_token: `<AUTHORIZATION/BOT TOKEN>``
	`  }`
	`});`
	
	At this point, the Webex `Meetings` object is ready for use. The `Meetings` object contains a list of meetings as well as methods to perform specific operations or listen for certain events. Detailed information is included in this article.
	
	https://developer.webex.com/meeting/docs/sdks/webex-meetings-sdk-authorization-device-registration
	
	For example, authentication credentials must be acquired to use the Webex SDK. Without proper authorization, Webex SDK will not function, as evidenced by the below.

Claim	Cisco Accused Products
	What Are Integrations? Integrations are how you request permission to invoke the Webex REST API on behalf of another Webex user. To do this in a secure way the API supports the OAuth 2 standard which allows third-party integrations to get a temporary access token for authenticating API calls instead of asking users for their password. If you're sure that your integrations require authenticating on behalf of another Webex user, read on, we'll get you there in a few easy steps: 1. Register your integration with Webex 2. Request permission using an OAuth Grant Flow 3. Exchange the resulting authorization code for an access token 4. Use the access token to make your API calls https://developer.webex.com/create/docs/integrations Plaintiff may supplement these contentions pursuant to Section 3(a)(i) of the model Discovery Order once access to relevant source code is provided.
1c. determine that the AN service requires access to a resource that is external to the data processing system;	Each Accused Product literally meets the requirement "determine that the AN service requires access to a resource that is external to the data processing system." For example, the A/V service requires access to Cisco's server. For example, access to Cisco servers is required for both authentication, as well as hosting the meeting room instance as evident by the "Server validates…" and "MEETING_LINK" shown below.

Claim	Cisco Accused Products
	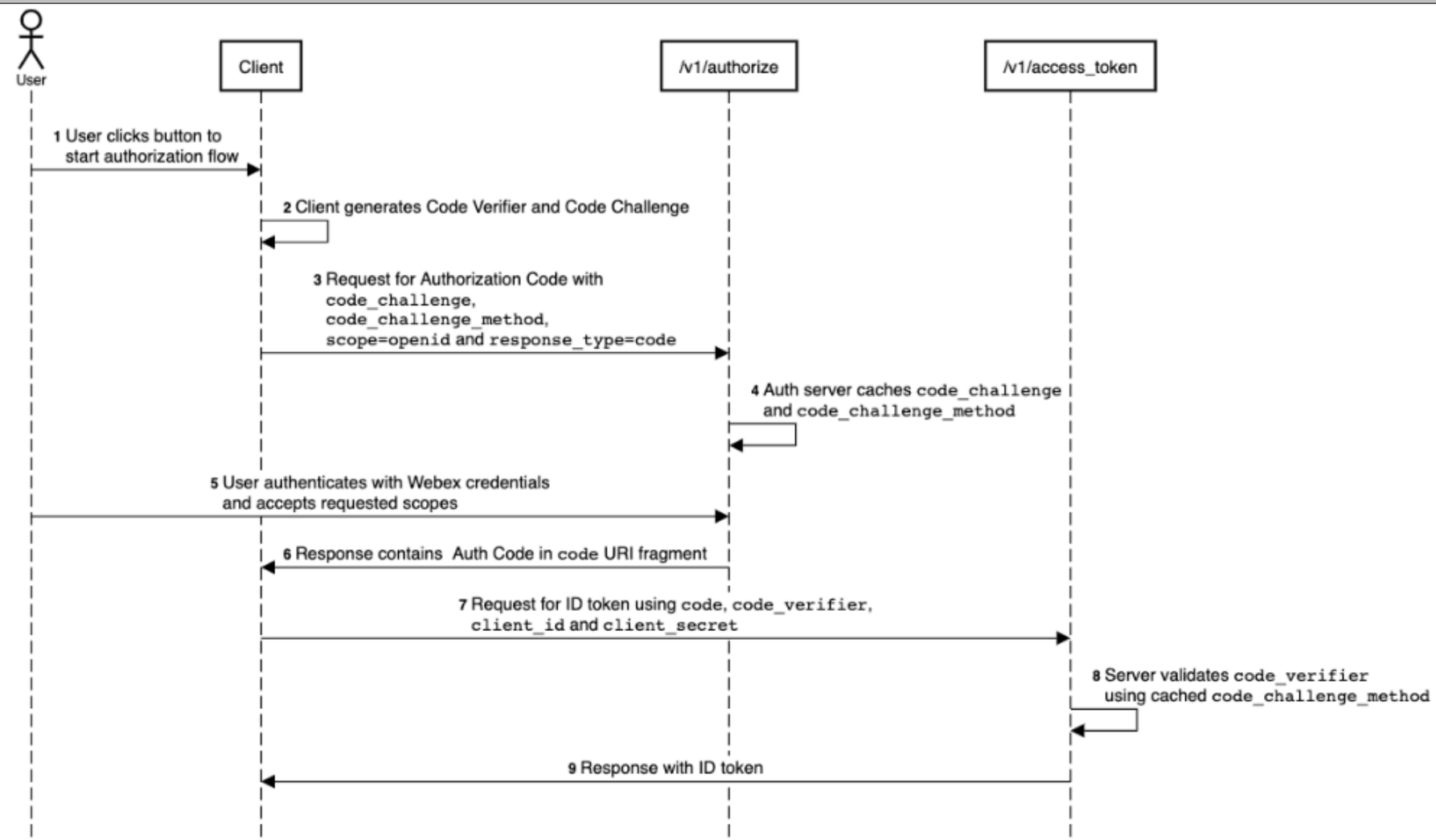

Claim	Cisco Accused Products
	https://developer.webex.com/create/docs/login-with-webex The below shows the “MEETING_LINK” denoting that Cisco servers host the A/V calls. 2 type String No The meeting type must be one of the following: • MEETING_LINK • SIP_URI • CONVERSATION_URL • PERSONAL_ROOM • MEETING_LINK https://developer.webex.com/meeting/docs/sdks/webex-meetings-sdk-web-introduction For example, authentication credentials must be acquired to use the Webex SDK. Without proper authorization, Webex SDK will not function, as evidenced by the below.

Claim	Cisco Accused Products
	What Are Integrations? Integrations are how you request permission to invoke the Webex REST API on behalf of another Webex user. To do this in a secure way the API supports the OAuth 2 standard which allows third-party integrations to get a temporary access token for authenticating API calls instead of asking users for their password. If you're sure that your integrations require authenticating on behalf of another Webex user, read on, we'll get you there in a few easy steps: 1. Register your integration with Webex 2. Request permission using an OAuth Grant Flow 3. Exchange the resulting authorization code for an access token 4. Use the access token to make your API calls https://developer.webex.com/create/docs/integrations Plaintiff may supplement these contentions pursuant to Section 3(a)(i) of the model Discovery Order once access to relevant source code is provided.
1d. establish the A/V service between the superblock application and the resource via the network interface, wherein establishing is not otherwise supported by the superblock application;	Each Accused Product literally meets the requirement "establish the A/V service between the superblock application and the resource via the network interface, wherein establishing is not otherwise supported by the superblock application." For example, the function block needs to send the A/V request over the internet – as such the function block must use the network interface of the mobile device. Plaintiff may supplement these contentions pursuant to Section 3(a)(i) of the model Discovery Order once access to relevant source code is provided.

Claim	Cisco Accused Products
1e. provide video output for the A/V service to a video window within a display window associated with the superblock application, the video window displayable simultaneously with the display window of the superblock application; and	Each Accused Product literally meets the requirement "provide video output for the A/V service to a video window within a display window associated with the superblock application, the video window displayable simultaneously with the display window of the superblock application." For example, the Webex SDK provides a video window within the Webex Application, as shown below.

Claim	Cisco Accused Products

Claim	Cisco Accused Products
	https://www.webex.com/free-video-conferencing The Webex SDK includes functionality for display within the superblock application, for example "Get_Video_Options…Retrieves video options." Preferences Get Video Options Operation Id: *Get_Video_Options* Description: *Retrieves video options for the authenticated user* GET /meetingPreferences/video Request Parameters https://developer.webex.com/meeting/docs/api/v1/meeting-preferences/get-video-options These video options can then be updated by the function block via the "Update_video_options" call.

Claim	Cisco Accused Products

	Update Video Options
	Operation Id: *Update_Video_Options*
	Description: *Updates video options for the authenticated user.*
	PUT /meetingPreferences/video
	Request Parameters
	https://developer.webex.com/meeting/docs/api/v1/meeting-preferences/update-video-options
	
	Again, there is analogous functionality within the formal Webex SDK.
	
	Pass one of the above-desired profile levels to the `Meeting` object's `setRemoteQualityLevel()` method to set the remote video resolution:
	`meeting.setRemoteQualityLevel('HIGH');`
	Or
	`meeting.setRemoteQualityLevel('LOW');`
	https://developer.webex.com/meeting/docs/sdks/webex-meetings-sdk-web-video-resolution

Claim	Cisco Accused Products

	Streams
	
	The following new `Streams` classes have been introduced:
	
	1. LocalCameraStream
	2. LocalMicrophone
	3. LocalDisplayStream
	4. LocalSystemAudioStream
	
	Import the `Streams` classes into your applications using the `plugin-meetings` package:
	
	``
	import {
	  LocalCameraStream,
	  LocalMicrophoneStream,
	  LocalDisplayStream,
	  LocalSystemAudioStream,
	  createCameraStream,
	  createMicrophoneStream,
	  createDisplayStream,
	  createDisplayStreamWithAudio
	} from '@webex/plugin-meetings';
	``
	
	https://developer.webex.com/meeting/docs/sdks/webex-meetings-sdk-web-web-streams-and-effects
	
	Plaintiff may supplement these contentions pursuant to Section 3(a)(i) of the model Discovery Order once access to relevant source code is provided.

Claim	Cisco Accused Products
1f. provide audio for the A/V service.	Each Accused Product literally meets the requirement "provide audio for the A/V service." As stated in claim 1p, "Webex Meetings [SDK] offers integrated audio, video…" **Webex Meetings** Webex Meetings offers integrated audio, video, and content sharing with highly secure web meetings from the cloud. The Webex Meetings REST API allows developers to add basic Webex scheduling functionality to their custom applications or websites. You can: • Create and manage meetings • Add and manage meeting invitees • Get and update meeting preferences, options, and other details • Get, list, and delete recordings https://developer.webex.com/meeting/docs/meetings For example, the Webex SDK provides "Get_Audio_Options" and "Update_Audio_Options" functionality to the superblock application.

Claim	Cisco Accused Products
	Preferences **Get Audio Options** **Operation Id:** *Get_Audio_Options* **Description:** *Retrieves audio options for the authenticated user.* GET /meetingPreferences/audio Request Parameters https://developer.webex.com/meeting/docs/api/v1/meeting-preferences/get-audio-options Preferences **Update Audio Options** **Operation Id:** *Update_Audio_Options* **Description:** *Updates audio options for the authenticated user.* PUT /meetingPreferences/audio Request Parameters https://developer.webex.com/meeting/docs/api/v1/meeting-preferences/update-audio-options

Claim	Cisco Accused Products

	For example, the formal SDK also provides access to "LocalMicrophoneStream" to provide the same functionality.
	
	Streams
	
	The following new `Streams` classes have been introduced:
	
	1. LocalCameraStream
	2. LocalMicrophone
	3. LocalDisplayStream
	4. LocalSystemAudioStream
	
	Import the `Streams` classes into your applications using the `plugin-meetings` package:
	
	``
	import {
	  LocalCameraStream,
	  LocalMicrophoneStream,
	  LocalDisplayStream,
	  LocalSystemAudioStream,
	  createCameraStream,
	  createMicrophoneStream,
	  createDisplayStream,
	  createDisplayStreamWithAudio
	} from '@webex/plugin-meetings';
	``
	
	https://developer.webex.com/meeting/docs/sdks/webex-meetings-sdk-web-web-streams-and-effects
	
	Plaintiff may supplement these contentions pursuant to Section 3(a)(i) of the model Discovery Order once access to relevant source code is provided.

Claim	Cisco Accused Products
2. The computer program product of claim 1 wherein the function block is further operative when executed by the processor to operate as a bridge between the superblock application and the external resource.	Each Accused Product literally meets the requirement "wherein the function block is further operative when executed by the processor to operate as a bridge between the superblock application and the external resource." For example, because the function block (i.e. the Webex SDK) is utilized by the superblock application to enable the A/V calling and authorization, it acts as a bridge between the superblock application and the Cisco server. *See* support for claims 1b, 1c, 1d and 1f. Plaintiff may supplement these contentions pursuant to Section 3(a)(i) of the model Discovery Order once access to relevant source code is provided.
3. The computer program product of claim 1 wherein the request is an application programming interface (API) call from the superblock application to the function block.	Each Accused Product literally meets the requirement "wherein the request is an application programming interface (API) call from the superblock application to the function block." As shown in claim 1, Cisco's Webex SDK includes API functionality. *See* support for claim 1. Plaintiff may supplement these contentions pursuant to Section 3(a)(i) of the model Discovery Order once access to relevant source code is provided.
4. The computer program product of claim 1 wherein the superblock is configured to initialize	Each Accused Product literally meets the requirement "wherein the superblock is configured to initialize the function block when the superblock application is loaded and executed."

Claim	Cisco Accused Products
the function block when the superblock application is loaded and executed.	For example, on information and belief the Webex (the super block application), initializes the Webex SDK function block. Plaintiff may supplement these contentions pursuant to Section 3(a)(i) of the model Discovery Order once access to relevant source code is provided.
5. The computer program product of claim 1 wherein the function block is further operative when executed by the processor to determine that the superblock application is authorized to access functionality provided by the function block for the A/V service.	Each Accused Product literally meets the requirement "wherein the function block is further operative when executed by the processor to determine that the superblock application is authorized to access functionality provided by the function block for the A/V service." For example, the function block determines if the function block and superblock are allowed to access the A/V resources. If either are not able to access the resources, a 401 or 403 error code is returned, as shown below.

Claim	Cisco Accused Products
	Status: 400 *Bad Request: The request was invalid or cannot be otherwise served. An accompanying error message will explain further.* **Status:** 401 *Unauthorized: Authentication credentials were missing or incorrect.* **Status:** 403 *Forbidden: The request is understood, but it has been refused or access is not allowed.* **Status:** 404 *Not Found: The URI requested is invalid or the resource requested, such as a user, does not exist. Also returned when the requested format is not supported by the requested method.* **Status:** 405 *Method Not Allowed: The request was made to a resource using an HTTP request method that is not supported.* https://developer.webex.com/meeting/docs/api/v1/meetings/join-a-meeting

Claim	Cisco Accused Products
	For example, authentication credentials must be acquired to use the Webex SDK. Without proper authorization, Webex SDK will not function, as evidenced by the below. What Are Integrations? Integrations are how you request permission to invoke the Webex REST API on behalf of another Webex user. To do this in a secure way the API supports the OAuth 2 standard which allows third-party integrations to get a temporary access token for authenticating API calls instead of asking users for their password. If you're sure that your integrations require authenticating on behalf of another Webex user, read on, we'll get you there in a few easy steps: 1. Register your integration with Webex 2. Request permission using an OAuth Grant Flow 3. Exchange the resulting authorization code for an access token 4. Use the access token to make your API calls https://developer.webex.com/create/docs/integrations *See* claims 1b and 1c for support. Plaintiff may supplement these contentions pursuant to Section 3(a)(i) of the model Discovery Order once access to relevant source code is provided.
7.p A computer program product in a non-transitory computer readable medium for use in a data processing system that comprises a processor	The preamble of this claim is nonlimiting. Nonetheless, to the extent the preamble limits the claim, each Accused Product literally meets the requirement "A computer program product in a non-transitory computer readable medium for use in a data processing system that comprises a processor coupled to a network interface, the computer program product holding computer program instructions that comprise a function block, the function block having audio/video (A/V) call functionality."

Claim	Cisco Accused Products
coupled to a network interface, the computer program product holding computer program instructions that comprise a function block, the function block having audio/video (A/V) call functionality, the function block operative when executed by the processor to:	The Webex application is a computer program that is stored in a non-transitory memory of a computing device (i.e., a data processing system), such as a computer, mobile phone or tablet, that includes a processor coupled to a network interface (e.g., a wifi, cellular and/or Bluetooth interface and associated circuitry). The Webex application includes a function block comprising various instructions enabled by and/or invoking Webex SDK, APIs and libraries. The function block of Webex has audio/video (A/V) call functionality for creating, connecting to and joining video calls, for example, between a service provider and a patient. *See* support for claim 1p and 1a. Plaintiff may supplement these contentions pursuant to Section 3(a)(i) of the model Discovery Order once access to relevant source code is provided.
7a. receive from a superblock application a request for a communication session, wherein the function block is configured to provide functionality for the communication session to the superblock application;	Each Accused Product literally meets the requirement "receive from a superblock application a request for a communication session, wherein the function block is configured to provide functionality for the communication session to the superblock application." Cisco's Webex is powered by the Webex SDK. The Webex SDK receives a request for an audio/video (A/V) call (i.e., a communications session) from a superblock application of Webex, for example, when the Webex app creates, connects to or joins a meeting. The Webex SDK provides the A/V call functionality to the superblock application. *See* support for claim 1a. Plaintiff may supplement these contentions pursuant to Section 3(a)(i) of the model Discovery Order once access to relevant source code is provided.
7b. notify the superblock application that the communication session is being requested;	Each Accused Product literally meets the requirement "notify the superblock application that the communication session is being requested." For example, the Webex SDK has capabilities to notify a superblock application that a meeting has started (*i.e.* that a communication is being requested). The Webex SDK accomplishes this through the "Create_a_Meeting_Invitee" which invites another to a meeting.

Claim	Cisco Accused Products
	Invitees ## Create a Meeting Invitee **Operation Id:** *Create_a_Meeting_Invitee* **Description:** • *Invite a person to attend a meeting.* • *Identify the invitee in the request body, by email address.* • *The `sendEmail` parameter is `true` by default and the meeting emails will be sent to the invitee's `email`. Please set `sendEmail` to `false` to prevent the invitee from receiving emails.* POST /meetingInvitees https://developer.webex.com/meeting/docs/api/v1/meeting-invitees/create-a-meeting-invitee Additionally, the Webex SDK provides functionality to Admit participants when they are ready to join the meeting session. ## Admit Participants **Operation Id:** *Admit_Participants* **Description:** *Admit multiple participants to a meeting in progress.* *This API limits the maximum size of `items` in the request body to 100.* *Each `participantId` of `items` in the request body should have the same prefix of `meetingId`.* https://developer.webex.com/meeting/docs/api/v1/meeting-participants/admit-participants

Claim	Cisco Accused Products

	For example, the SDK has a similar functionality, as demonstrated below.
	Invite another participant
	A participant can be invited to the meeting using the invite method within the meeting object. Only a host can invite another participant. Participants can be invited using an email address.
	Use the following code to invite another participant to an existing meeting. You can use either the `emailAddress` or the `phoneNumber` parameter.
	`meeting.invite(invitee: {`
	`  emailAddress: 'johndoe@abc.com',`
	`  phoneNumber: '1234',`
	`});`
	
	https://developer.webex.com/meeting/docs/sdks/webex-meetings-sdk-web-migration-unified-spaces-meetings
	
	Additionally, the Webex SDK has numerous event handling options, as demonstrated below:

Claim	Cisco Accused Products

	`document.getElementById('destination').addEventListener('submit', (event) => {`
	`  // again, we don't want to reload when we try to join`
	`  event.preventDefault();`
	
	`  const destination = document.getElementById('invitee').value;`
	
	`  return webex.meetings.create(destination).then((meeting) => {`
	`  // Call our helper function for binding events to meetings`
	`  bindMeetingEvents(meeting);`
	
	`  return joinMeeting(meeting);`
	`  })`
	`  .catch((error) => {`
	`  // Report the error`
	`  console.error(error);`
	`  });`
	`});`
	
	https://github.com/WebexSamples/webex-meetings-quick-start/blob/main/index.js
	
	For example, Cisco servers sends various notifications to the function block. The function block then percolates the notifications to the superblock application. For example, the Webex SDK has the following webhooks:

Claim	Cisco Accused Products
	A webhook is an HTTP callback, or an HTTP POST, to a specified URL that notifies your app when a particular activity or "event" has occurred in one of your resources on the Webex platform. The benefit of using webhooks is that they allow your application to receive real-time data from Webex, so you can keep up with the state of your resources (i.e. rooms, messages, memberships, etc.).

Claim	Cisco Accused Products
	`meetings` `created` A new meeting was created. `id` – Meeting Id. `meetingNumber` – Meeting number. `meetingType` – Meeting type. `state` – Meeting state. `hostEmail` – Email address for the meeting host. `hostUserId` – Unique identifier for meeting host. `siteUrl` – Webex site URL to query. `meetings` `updated` A meeting that you're in was updated. `id` – Meeting Id. `meetingNumber` – Meeting number. `meetingType` – Meeting type. `state` – Meeting state. `hostEmail` – Email address for the meeting host. `hostUserId` – Unique identifier for meeting host. `siteUrl` – Webex site URL to query. `meetings` `deleted` A meeting that you're in was deleted. `id` – Meeting Id. `meetingNumber` – Meeting number. `meetingType` – Meeting type. `state` – Meeting state. `hostEmail` – Email address for the meeting host. `hostUserId` – Unique identifier for meeting host. `siteUrl` – Webex site URL to query. https://developer.webex.com/meeting/docs/api/guides/webhooks

Claim	Cisco Accused Products
	Plaintiff may supplement these contentions pursuant to Section 3(a)(i) of the model Discovery Order once access to relevant source code is provided.
7c. establish a connection with an external device via the network interface to support the communication session; and	Each Accused Product literally meets the requirement "establish a connection with an external device via the network interface to support the communication session." For example, both the meeting room instance as well as authentication require connections to an external device (*e.g.* a Cisco server). This connection is handled by the function block. *See* support for claims 1b and 1c. Plaintiff may supplement these contentions pursuant to Section 3(a)(i) of the model Discovery Order once access to relevant source code is provided.
7d. provide the communication session to the superblock application, wherein the steps of receiving, notifying, establishing, and providing are performed without switching context from the superblock application to another application on the data processing system.	Each Accused Product literally performs the step of "provide the communication session to the superblock application, wherein the steps of receiving, notifying, establishing, and providing are performed without switching context from the superblock application to another application on the data processing system." The Webex SDK function block provides the A/V call functionality (i.e., the communications session) to the superblock application of Webex by establishing a video window within and from the Webex application or by providing the superblock application with video and audio feeds for rendering the call within such a window. Various functionality in the Webex SDK to demonstrate this is shown below.

Claim	Cisco Accused Products
	Prerequisites Keep the following prerequisites in mind: • The device camera must support **full HD (1080p)**; if not, the feature is downgraded to the camera's maximum resolution support. To check for FHD support, see Webcam Test Resolution. • Make sure that you're using version webex-js-sdk@2.32.0 or above. For SDK versions 2.32.0 and above, the value mappings used for resolutions are LOW: 480p, MEDIUM: 720p, and HIGH 1080p. For earlier SDK versions: LOW: 360p, MEDIUM: 480p, and HIGH: 720p. Local Resolution The sharpness, smoothness, and overall quality of the video are directly linked to the frame rate, bitrate, and other video settings. The following table specifies the different resolution settings available. **Supported Sending Video Resolutions** Video Profile: 360p; Resolution (Width×Height): 640 × 360; Frame Rate (fps): 30; Chrome: ✓; Firefox: ✓; Safari: ✓ 480p; 640 × 480; 30; ✓; ✓; ✓ 720p; 1280 × 720; 30; ✓; ✓; ✓ 1080p; 1920 × 1080; 30; ✓; ✓; ✓

Claim	Cisco Accused Products

	https://developer.webex.com/meeting/docs/sdks/webex-meetings-sdk-web-video-resolution
	
	Streams
	
	The following new `Streams` classes have been introduced:
	
	1. LocalCameraStream
	2. LocalMicrophone
	3. LocalDisplayStream
	4. LocalSystemAudioStream
	
	Import the `Streams` classes into your applications using the `plugin-meetings` package:
	
	``
	import {
	  LocalCameraStream,
	  LocalMicrophoneStream,
	  LocalDisplayStream,
	  LocalSystemAudioStream,
	  createCameraStream,
	  createMicrophoneStream,
	  createDisplayStream,
	  createDisplayStreamWithAudio
	} from '@webex/plugin-meetings';
	``
	
	https://developer.webex.com/meeting/docs/sdks/webex-meetings-sdk-web-web-streams-and-effects

Claim	Cisco Accused Products

	1. Create an HTML `<video>` element and attach the `remoteMedia.stream`.
	
	``
	// Create an html "video" element and attach the `remoteMedia.stream`
	function createVideoElement(stream) {
	  const videoElement = document.createElement('video');
	  videoElement.srcObject = stream;
	  videoElement.height = 480;
	  videoElement.width = 620;
	  videoElement.autoplay = true;
	  videoElement.muted = true;
	
	  return videoElement;
	}
	``
	
	https://developer.webex.com/meeting/docs/sdks/webex-meetings-sdk-web-multistream-quick-start
	
	Plaintiff may supplement these contentions pursuant to Section 3(a)(i) of the model Discovery Order once access to relevant source code is provided.

8. The computer program product of claim 7 wherein the function block is further operative when executed by the processor to determine whether the function block has a capability to perform any rendering needed by the communication session.	Each Accused Product literally meets the requirement "wherein the function block is further operative when executed by the processor to determine whether the function block has a capability to perform any rendering needed by the communication session." For example, the Webex SDK has the following resolution/rendering capabilities.

Claim	Cisco Accused Products
	Prerequisites Keep the following prerequisites in mind: • The device camera must support **full HD (1080p)**; if not, the feature is downgraded to the camera's maximum resolution support. To check for FHD support, see Webcam Test Resolution. • Make sure that you're using version webex-js-sdk@2.32.0 or above. For SDK versions 2.32.0 and above, the value mappings used for resolutions are LOW: 480p, MEDIUM: 720p, and HIGH 1080p. For earlier SDK versions: LOW: 360p, MEDIUM: 480p, and HIGH: 720p. Local Resolution The sharpness, smoothness, and overall quality of the video are directly linked to the frame rate, bitrate, and other video settings. The following table specifies the different resolution settings available. **Supported Sending Video Resolutions** Video Profile: 360p; Resolution (Width×Height): 640 × 360; Frame Rate (fps): 30; Chrome: ✓; Firefox: ✓; Safari: ✓ 480p; 640 × 480; 30; ✓; ✓; ✓ 720p; 1280 × 720; 30; ✓; ✓; ✓ 1080p; 1920 × 1080; 30; ✓; ✓; ✓

Claim	Cisco Accused Products
	https://developer.webex.com/meeting/docs/sdks/webex-meetings-sdk-web-video-resolution For example, the Webex SDK will throw the following errors if either the superblock or function block cannot render the A/V call: **Remote Video Resolution Errors** The following table lists possible errors when working with remote video resolutions: Method: `setLocalVideoTrack()` Error: `Meeting:index#setLocalVideoTrack --> Local video quality of "${localQualityLevel}" not supported, downscaling to the highest possible resolution of "${height}p"` Fix: Remote resolution is set to 720p. Method: `setRemoteVideoConstraints()` Error: `setRemoteVideoConstraints: unable to set max framesize, value for level "${level}" is not defined` Fix: Use the defined resolution values. Method: `getMediaStreams()` Error: `ParameterError: ${audioVideo} not supported. Either pass level from pre-defined resolutions or pass complete audioVideo object` Fix: Pass a level from the pre-defined resolutions or use a complete `audioVideo` object with appropriate video properties Method: `getUserMedia()` Error: `Media:index#getMedia --> navigator.mediaDevices.getUserMedia failed - [object OverconstrainedError] (facingMode)` Fix: If you request the rear camera on a laptop device, you'll get this error. Use either `ideal` instead of `exact` or request only cameras appropriate to the device. https://developer.webex.com/meeting/docs/sdks/webex-meetings-sdk-web-video-resolution

Claim	Cisco Accused Products
	Plaintiff may supplement these contentions pursuant to Section 3(a)(i) of the model Discovery Order once access to relevant source code is provided.
10. The computer program product of claim 7 wherein the function block is further operative when executed by the processor to determine that the superblock application is authorized to access functionality provided by the function block for the communication session.	Each Accused Product literally meets the requirement "wherein the function block is further operative when executed by the processor to determine that the superblock application is authorized to access functionality provided by the function block for the communication session." The Webex SDK function block of Webex determines if the superblock application of a particular Webex instance is authorized to access the A/V call functionality (i.e., a communications session) provided by the Webex SDK *See* support for claim 1b and 1c. Plaintiff may supplement these contentions pursuant to Section 3(a)(i) of the model Discovery Order once access to relevant source code is provided.
12.p A method implemented in a function block associated with a computing entity having a network interface, comprising:	The preamble is nonlimiting. Nonetheless, to the extent the preamble limits the claim, each Accused Product practices a "method implemented in a function block associated with a computing entity having a network interface." For example, the Webex application is a computer application that is stored in the memory of a computing entity having a network interface (e.g., a wifi, cellular and/or Bluetooth interface and associated circuitry). The Webex application includes a function block comprising various instructions enabled by and/or invoking Webex SDK. The function block of Webex has audio/video (A/V) call functionality for creating, connecting to and joining video calls, for example, between two colleagues.

Claim	Cisco Accused Products
	 https://apps.apple.com/us/app/webex/id833967564

Claim	Cisco Accused Products

Claim	Cisco Accused Products
	https://www.webex.com/free-video-conferencing Webex Meetings Webex Meetings offers integrated audio, video, and content sharing with highly secure web meetings from the cloud. The Webex Meetings REST API allows developers to add basic Webex scheduling functionality to their custom applications or websites. You can: • Create and manage meetings • Add and manage meeting invitees • Get and update meeting preferences, options, and other details • Get, list, and delete recordings https://developer.webex.com/meeting/docs/meetings Plaintiff may supplement these contentions pursuant to Section 3(a)(i) of the model Discovery Order once access to relevant source code is provided.
12a. receiving from a superblock application a request for a communication session, wherein the function block is configured to provide functionality for the communication session to	Each Accused Product literally performs the step of "receiving from a superblock application a request for a communication session, wherein the function block is configured to provide functionality for the communication session to the superblock application." *See* support for claim 7a. To the extent an Accused Product does not meet this limitation literally, the limitation is met under the doctrine of equivalents at least because the Accused Product performs substantially the same function of the limitation ("receiving from a superblock application a request for a communication session, wherein

Claim	Cisco Accused Products
the superblock application;	the function block is configured to provide functionality for the communication session to the superblock application") in substantially the same way to achieve substantially the same result. Any differences between the Accused Products and this limitation are insubstantial. Plaintiff may supplement these contentions pursuant to Section 3(a)(i) of the model Discovery Order once access to relevant source code is provided.
12b. notifying the superblock application that the communication session is being requested;	Each Accused Product literally performs the step of "notifying the superblock application that the communication session is being requested." *See* support for claim 7b. Plaintiff may supplement these contentions pursuant to Section 3(a)(i) of the model Discovery Order once access to relevant source code is provided.
12c. establishing a connection with an external device via a network interface of the computing entity to support the communication session; and	Each Accused Product literally performs the step of "establishing a connection with an external device via a network interface of the computing entity to support the communication session." *See* support for claim 7c. Plaintiff may supplement these contentions pursuant to Section 3(a)(i) of the model Discovery Order once access to relevant source code is provided.
12d. providing the communication session to the superblock application, wherein the steps of receiving, notifying, establishing, and providing are performed without switching context from the	Each Accused Product literally performs the step of "providing the communication session to the superblock application, wherein the steps of receiving, notifying, establishing, and providing are performed without switching context from the superblock application to another application associated with the computing entity." *See* support for claim 7d. Plaintiff may supplement these contentions pursuant to Section 3(a)(i) of the model Discovery Order once access to relevant source code is provided.

Claim	Cisco Accused Products
superblock application to another application associated with the computing entity.	
13. The method of claim 12 wherein providing the communication session includes operating as a bridge between the superblock application and the external device.	Each Accused Product literally meets the requirement "wherein providing the communication session includes operating as a bridge between the superblock application and the external device." *See* support for claim 2. Plaintiff may supplement these contentions pursuant to Section 3(a)(i) of the model Discovery Order once access to relevant source code is provided.
14. The method of claim 12 wherein the request is an application programming interface (API) call from the superblock application to the function block.	Each Accused Product literally meets the requirement "wherein the request is an application programming interface (API) call from the superblock application to the function block." *See* support for claim 3. Plaintiff may supplement these contentions pursuant to Section 3(a)(i) of the model Discovery Order once access to relevant source code is provided.
15. The method of claim 12 further comprising determining whether the function block has a capability to provide the communication session.	Each Accused Product literally performs the step of "determining whether the function block has the capability to provide the communications session." *See* support for claim 5. Plaintiff may supplement these contentions pursuant to Section 3(a)(i) of the model Discovery Order once access to relevant source code is provided.

Claim	Cisco Accused Products
16. The method of claim 12 further comprising determining whether the function block has a capability to perform any rendering needed by the communication session.	Each Accused Product literally performs the step of "determining whether the function block has a capability to perform any rendering needed by the communication session." *See* support for claim 8. Plaintiff may supplement these contentions pursuant to Section 3(a)(i) of the model Discovery Order once access to relevant source code is provided.
17. The method of claim 12 further comprising determining whether the superblock has a capability to perform any rendering needed by the communication session.	Each Accused Product literally performs the step of "determining whether the superblock has a capability to perform any rendering needed by the communication session." *See* support for claim 8. Plaintiff may supplement these contentions pursuant to Section 3(a)(i) of the model Discovery Order once access to relevant source code is provided.
18. The method of claim 12 further comprising initializing the function block when the superblock application is loaded and executed.	Each Accused Product literally performs the step of "initializing the function block when the superblock application is loaded and executed." *See* support for claim 4. Plaintiff may supplement these contentions pursuant to Section 3(a)(i) of the model Discovery Order once access to relevant source code is provided.
19. The method of claim 12 further comprising determining that the superblock application is authorized to access functionality provided by	Each Accused Product literally performs the step of "determining that the superblock application is authorized to access functionality provided by the function block for the communication session." *See* support for claim 5.

Claim	Cisco Accused Products
the function block for the communication session.	Plaintiff may supplement these contentions pursuant to Section 3(a)(i) of the model Discovery Order once access to relevant source code is provided.
22.p A method implemented in a function block associated with a computing entity having a network interface, comprising:	The preamble is nonlimiting. Nonetheless, to the extent the preamble limits the claim, each Accused Product practices a "method implemented in a function block associated with a computing entity having a network interface." *See* support for claim 12p. Plaintiff may supplement these contentions pursuant to Section 3(a)(i) of the model Discovery Order once access to relevant source code is provided.
22a. receiving from a superblock application a request for an audio/video (A/V) service;	Each Accused Product literally performs the step of "receiving from a superblock application a request for an audio/video (A/V) service." *See* support for claim 1a. Plaintiff may supplement these contentions pursuant to Section 3(a)(i) of the model Discovery Order once access to relevant source code is provided.
22b. determining that the superblock application is authorized to access the A/V service functionality;	Each Accused Product literally performs the step of "determining that the superblock application is authorized to access the A/V service functionality." *See* support for claims 1b and 1c. Plaintiff may supplement these contentions pursuant to Section 3(a)(i) of the model Discovery Order once access to relevant source code is provided.
22c. determining that the A/V service requires access to a resource that is	Each Accused Product literally performs the step of "determining that the A/V service requires access to a resource that is external to the computing entity." *See* support for claims 1b and 1c.

Claim	Cisco Accused Products
external to the computing entity;	Plaintiff may supplement these contentions pursuant to Section 3(a)(i) of the model Discovery Order once access to relevant source code is provided.
22d. establishing the A/V service between the superblock application and the resource via the network interface, wherein establishing is not otherwise supported by the superblock application;	Each Accused Product literally performs the step of "establishing the A/V service between the superblock application and the resource via the network interface, wherein establishing is not otherwise supported by the superblock application." *See* support for claim 1d. Plaintiff may supplement these contentions pursuant to Section 3(a)(i) of the model Discovery Order once access to relevant source code is provided.
22e. providing video output for the A/V service to a video window within a display window associated with the superblock application, the video window displayable simultaneously with the display window of the superblock application; and	Each Accused Product literally performs the step of "providing video output for the A/V service to a video window within a display window associated with the superblock application, the video window displayable simultaneously with the display window of the superblock application." *See* support for claim 1e. Plaintiff may supplement these contentions pursuant to Section 3(a)(i) of the model Discovery Order once access to relevant source code is provided.
22f. providing audio for the A/V service.	Each Accused Product literally performs the step of "providing audio for the A/V service." *See* support for claim 1f.

Claim	Cisco Accused Products
	Plaintiff may supplement these contentions pursuant to Section 3(a)(i) of the model Discovery Order once access to relevant source code is provided.
23. The method of claim 22 further comprising operating as a bridge between the superblock application and the external resource.	Each Accused Product literally performs the step of "operating as a bridge between the superblock application and the external resource." *See* support for claim 2. Plaintiff may supplement these contentions pursuant to Section 3(a)(i) of the model Discovery Order once access to relevant source code is provided.
24. The method of claim 22 further comprising initializing the function block when the superblock application is loaded and executed.	Each Accused Product literally performs the step of "initializing the function block when the superblock application is loaded and executed." *See* support for claim 4. Plaintiff may supplement these contentions pursuant to Section 3(a)(i) of the model Discovery Order once access to relevant source code is provided.
25. The method of claim 22 further comprising determining that the superblock application is authorized to access functionality provided by the function block for the A/V service.	Each Accused Product literally performs the step of "determining that the superblock application is authorized to access functionality provided by the function block for the A/V service." *See* support for claim 5. Plaintiff may supplement these contentions pursuant to Section 3(a)(i) of the model Discovery Order once access to relevant source code is provided.
27. The method of claim 22 further comprising determining whether the function block has a	Each Accused Product literally performs the step of "determining whether the function block has a capability to perform any rendering needed by the A/V service."

Claim	Cisco Accused Products
capability to perform any rendering needed by the A/V service.	*See* support for claim 8. Plaintiff may supplement these contentions pursuant to Section 3(a)(i) of the model Discovery Order once access to relevant source code is provided.