Appendix E – Claim Chart for US Patent No. 11,930,362 Against Accused Cisco Products

Based on information presently available, Damaka Inc. ("Damaka") contends that Cisco Systems, Inc. ("Cisco" or "Defendant") infringes Claims 1-3, 5-10, 14-16, 18-25, 27-28, and 75 (the "Asserted Claims")of U.S. Patent No. 11,930,362 (the "'362 Patent") through the Accused Products which are manufactured, sold, offered for sale, used, imported into the United States, and/or exported from the United States by Cisco.

The Accused Products comprise all versions and variants of the Webex Application and Webex SDKs[1], including, but not limited to, Webex for iOS, Webex for Android, Webex for Tablet, Webex for Web Browser, Webex for the Windows operating system, Webex for the Mac operating system, and Webex for Linux that are made, used, sold, offered for sale, imported into the United States, and/or exported from the United States or otherwise provided, after May 30, 2019. Damaka reserves the right to amend this list of Accused Products as discovery progresses.

Cisco directly infringes each of the Asserted Claims by using, importing, testing, selling, offering for sale, importing into the United States, and/or exporting from the United States the Accused Products in violation of 35 U.S.C. § 271(a).

Cisco indirectly infringes the Asserted Claims in violation of 35 U.S.C. § 271(b) by inducing third parties, including Cisco's customers and end-users, to directly infringe through their operation and use of the Accused Products. Cisco has knowingly and intentionally induced this direct infringement by, *inter alia*, manufacturing, selling, distributing, and/or otherwise making available the Accused Products, and providing instructions, documentation, and other information to customers and end-users suggesting that they use the Accused Products in an infringing manner, including technical support, marketing, product manuals, advertisements, and online documentation. Cisco's marketing and promotional materials for the Accused Products are found, for example, on the Webex website (https://www.webex.com/). For example, the Webex website instructs customers to, among other things, use the services in the Accused Products. *See* https://www.Webex.com/frequently-asked-questions. The Webex website also offers support to customers, including instruction on, among other things, how to operate their products. On information and belief, Cisco knows that its actions will result in infringement of the Asserted Claims, or subjectively believes that there is a high probability that its actions will result in infringement of the Asserted Claims but has taken deliberate actions to avoid learning these facts.

Cisco also contributorily infringes each of the Asserted Claims in violation of 35 U.S.C. § 271(c) by selling, importing, offering for sale, and otherwise providing the Accused Products, which when used by third parties, such as customers and end-users, directly infringe the Asserted Claims. The Accused Products constitute a material part of the Asserted Claims, are not staple articles or commodities of commerce, have no substantial non-infringing uses, and are known by Cisco to be especially made or adapted for use in the infringement of the '362 Patent. On information and belief, Cisco knows that its actions will result in infringement of the Asserted Claims, or subjectively believes that there is a high probability that its actions will result in infringement of the Asserted Claims but has taken deliberate actions to avoid learning these facts.

On information and belief, the charted version of the Webex application and Webex SDK is representative of all the Accused Products as functional equivalents of all claims exist in iOS, Android, and "Web."[2]

Damaka does not concede that any claims of the '362 Patent that are not listed below are not infringed by the identified Accused Products. Moreover, the citations to certain documents and other information below are intended to be exemplary only and in no way foreclose Damaka from citing or relying on additional documents, information, source code, and/or testimony at a later time. These contentions are preliminary in nature, and an analysis of Cisco's products, internal documentation, source code, and/or testimony from relevant witnesses may more fully and accurately describe the infringing features of its Accused Products. Accordingly, Damaka reserves the right to supplement, correct, modify, and/or amend these contentions once such additional information is made available to Damaka. Furthermore, Damaka reserves the right to supplement, correct, modify, and/or amend

[1] The Webex SDK encompasses both the SDK as and associated Webex API. *See e.g.* https://developer.webex.com/meeting/docs/meetings

[2] *See e.g.* https://developer.webex.com/meeting/docs/meetings; *See also* https://help.webex.com/en-us/article/fz1e4b/System-requirements-for-Webex-services

these contentions as discovery in this case progresses; in view of the Court's claim construction order(s); in view of any positions taken by Cisco, including, but not limited to, positions on claim construction, invalidity, and/or non-infringement; and in connection with the preparation and exchange of expert reports.

To the extent Cisco contends that any element of the Accused Products is attributable to a third party, Damaka contends that the activities are attributable to Cisco such that they constitute direct infringement by Cisco under 271(a). The acts may be attributable to Cisco because Cisco directs or controls the others' performance, and because Cisco and the other entity form a joint enterprise. *Akamai Techs., Inc. v. Limelight Networks, Inc.*, 797 F.3d 1020, 1022 (Fed. Cir. 2015). Additionally, Cisco is vicariously liable for the activities of these other entities. *Centillion Data Sys., LLC v. Qwest Commc'ns Int'l, Inc.*, 631 F.3d 1279, 1286 (Fed. Cir. 2011). Further, the activities of these entities (including third party application developers, and users of the Accused Products consumers), are attributable to Cisco because Cisco (1) conditions participation in an activity or receipt of a benefit upon others' performance of one or more steps of a patented method, and (2) establishes the manner or timing of that performance. *Eli Lilly & Co. v. Teva Parenteral Medicines, Inc.*, 845 F.3d 1357, 1365 (Fed. Cir. 2017). These acts are also attributed to Cisco because it initiated the activities of their end-users. *SiRF Tech., Inc. v. Int'l Trade Comm'n*, 601 F.3d 1319, 1330 (Fed. Cir. 2010).

Claim	Cisco Accused Products
1.p 1. A method for enabling an end to end connection for a first user and a second user to participate in a real-time communication session over the internet, the method comprising:	The preamble of claim 1 is nonlimiting. Nonetheless, to the extent the preamble limits the claim, each Accused Product practices a method for enabling an end to end connection for a first user and a second user to participate in a real-time communication session over the internet, the method comprising the elements of claim 1. For example, Webex app enables an end to end connection for a first user and a second user to participate in a real-time communication session over the internet.  https://apps.apple.com/us/app/webex/id833967564

Claim	Cisco Accused Products
	 https://www.webex.com/suite/meetings.html Plaintiff may supplement these contentions pursuant to Section 3(a)(i) of the model Discovery Order once access to relevant source code is provided.
1a. creating for storage on a server, a superblock application configured for	Each Accused Product literally performs the step "creating for storage on a server, a superblock application configured for use by a computing device of the first user and a superblock application configured for use by a computing device of the second user, wherein each of the superblock applications has a

Claim	Cisco Accused Products
use by a computing device of the first user and a superblock application configured for use by a computing device of the second user, wherein each of the superblock applications has a function block compiled therein, wherein each respective superblock application communicates with its respective function block using application programming interface (API) calls;	function block compiled therein, wherein each respective superblock application communicates with its respective function block using application programming interface (API) calls." For example, the Webex application (superblock application) is a computer application. Webex is stored on a server and made available to users for download, for example, via iOS, Android app servers, and other download servers. A first instance of the Webex application is configured for use by a computing device of a first user (e.g., a computer, mobile device or tablet of the first user) and second instance of the Webex application is configured for use by a computing device of a first user (e.g., a computer, mobile device or tablet of the second user). Each instance of the Webex application has a function block compiled therein from various instructions enabled by and/or invoking Webex SDK. The superblock application of each instance of Webex communicates with its respective Webex SDK using application programming interface (API) calls, such as, for example, instructions to one or more Representational State Transfer (REST) APIs or an SDK API (and associated instruction set) associated with A/V calls.  https://apps.apple.com/us/app/webex/id833967564 For example, the Webex app comprises a Webex SDK block that enables A/V capabilities for the application. As shown below "Webex Meetings [SDK] offers integrated audio, video…"

Claim	Cisco Accused Products
	Webex Meetings Webex Meetings offers integrated audio, video, and content sharing with highly secure web meetings from the cloud. The Webex Meetings REST API allows developers to add basic Webex scheduling functionality to their custom applications or websites. You can: • Create and manage meetings • Add and manage meeting invitees • Get and update meeting preferences, options, and other details • Get, list, and delete recordings For example, Webex app has instructions to create space on the user's phone, when downloaded from the app store. Plaintiff may supplement these contentions pursuant to Section 3(a)(i) of the model Discovery Order once access to relevant source code is provided.
1b. receiving, by the superblock application on the computing device of the first user, a request to initiate a real-time	Each Accused Product literally performs the step of "receiving, by the superblock application on the computing device of the first user, a request to initiate a real-time communication session with the second user." For example, the Webex function block enables the concept of a meeting. This allows two users on computing devices to communicate in real-time via audio and video. For example, the superblock application of Webex on the computing device of the first user receives from the first user a request to initiate a real-

Claim	Cisco Accused Products
communication session with the second user;	time communication session with the second user, e.g., when the first user enters a virtual meeting room to wait for an A/V call with the second user. The Webex SDK function block then executes instructions for creating, or joining the A/V call service. For example, one can join meetings via the Webex SDK, as shown below. For example, the function block (Webex SDK) can receive a “Join_a_meeting” call. This allows the superblock application “to start or join a meeting”

	# Join a Meeting **Operation Id:** *Join_a_Meeting* **Description:** *Retrieves links for a meeting with a specified `meetingId`, `meetingNumber`, or `webLink` that allow users to start or join the meeting directly without logging in and entering a password.* • *Please note that `meetingId`, `meetingNumber` and `webLink` are mutually exclusive and they cannot be specified simultaneously.* • *If `joinDirectly` is true or not specified, the response will have HTTP response code 302 and the request will be redirected to `joinLink`; otherwise, the response will have HTTP response code 200 and `joinLink` will be returned in response body.* • *Only the meeting host or cohost can generate the `startLink`.* • *An admin user or a Service App can generate the `startLink` and `joinLink` on behalf of another meeting host using the `hostEmail` parameter. When a Service App generates the `startLink` and `joinLink`, the `hostEmail` parameter is required. The `hostEmail` parameter only applies to meetings, not webinars.* • *For Service Apps, `hostEmail` must be provided in the request.* • *Generating a join link or a start link before the time specified by `joinBeforeHostMinutes` for a webinar is not supported.* • *The `joinLink` and `startLink` generated by the API only work in a web browser, not in mobile apps. When the `joinLink` or `startLink` is used in a mobile app, the user can't join or start the meeting directly by the dial-in or dial-out phone numbers displayed in the app.* • *When `createJoinLinkAsWebLink` or `createStartLinkAsWebLink` is set to true, a user cannot join or start the meeting using the `joinLink` or `startLink` returned in the response, and must complete the login flow. Those options are typically useful if mandatory user login is configured in Control Hub.* • *Appending the parameter `&launchApp=true` to the weblink will launch directly into the browser experience without showing the user the download selection for the native client.* • *Embedded Apps are not supported in a meeting which is started from the `startLink` generated by this API.*

Claim	Cisco Accused Products

	https://developer.webex.com/meeting/docs/api/v1/meetings/join-a-meeting
	
	There is also equivalent functionality in the formal SDK, as demonstrated by the below.
	
	Fetch a Meeting Instance
	
	A `meeting` instance is typically created once a meeting is initiated through the SDK. If a meeting has already been created on the SDK, you can retrieve it using the SDK's `meetings` object by passing a `meetingId`.
	
	This method does not fetch the list of all meetings from the Webex cloud. It only lists the meetings that are created either with `webex.meetings.create` or `webex.meetings.syncMeetings`.
	
	``
	const meeting = webex.meetings.getAllMeetings()[meetingId];
	``
	
	If participants have already joined the meeting, it can be retrieved from Webex Cloud. Refer to Sync Meetings.
	
	Join a Meeting
	
	Once you have a `Meeting` object, you can join the meeting using the `join()` method:
	
	``
	const join = await meeting.join(joinOptions);
	``
	
	https://developer.webex.com/meeting/docs/sdks/webex-meetings-sdk-web-join-a-meeting

Claim	Cisco Accused Products
	Below is an example of creating the meeting invite: Invitees **Create a Meeting Invitee** **Operation Id:** *Create_a_Meeting_Invitee* **Description:** • *Invite a person to attend a meeting.* • *Identify the invitee in the request body, by email address.* • *The `sendEmail` parameter is `true` by default and the meeting emails will be sent to the invitee's `email`. Please set `sendEmail` to `false` to prevent the invitee from receiving emails.* POST /meetingInvitees https://developer.webex.com/meeting/docs/api/v1/meeting-invitees/create-a-meeting-invitee Meetings **Create a Meeting** **Operation Id:** *Create_a_Meeting* **Description:** *Creates a new meeting. Regular users can schedule up to 100 meetings in 24 hours and admin users up to 3000 overall or 800 for a single user. Please note that the failed requests are also counted toward the limits.*

Claim	Cisco Accused Products
	https://developer.webex.com/meeting/docs/api/v1/meetings/create-a-meeting Plaintiff may supplement these contentions pursuant to Section 3(a)(i) of the model Discovery Order once access to relevant source code is provided.
1c. communicating, by the superblock application on the computing device of the first user, the request to a remote resource;	Each Accused Product literally performs the step of "communicating, by the superblock application on the computing device of the first user, the request to a remote resource." The superblock application on the computing device of the first user communicates the request to initiate a real-time communication session with the second user to a Cisco server (i.e., a remote resource, as evidenced by the "meetingid" in claim 1b), which hosts various rooms for A/V call services. Webex communicates the request to the Cisco server (or other server) via a WiFi, cellular, ethernet, and/or Bluetooth interface and associated circuitry of the computing device of the first user. Additionally, the Webex SDK, at the behest of the Webex superblock application, also authenticates both the SDK and the superblock Webex application. This requires a network connection, as evidenced by the below.

Claim	Cisco Accused Products
	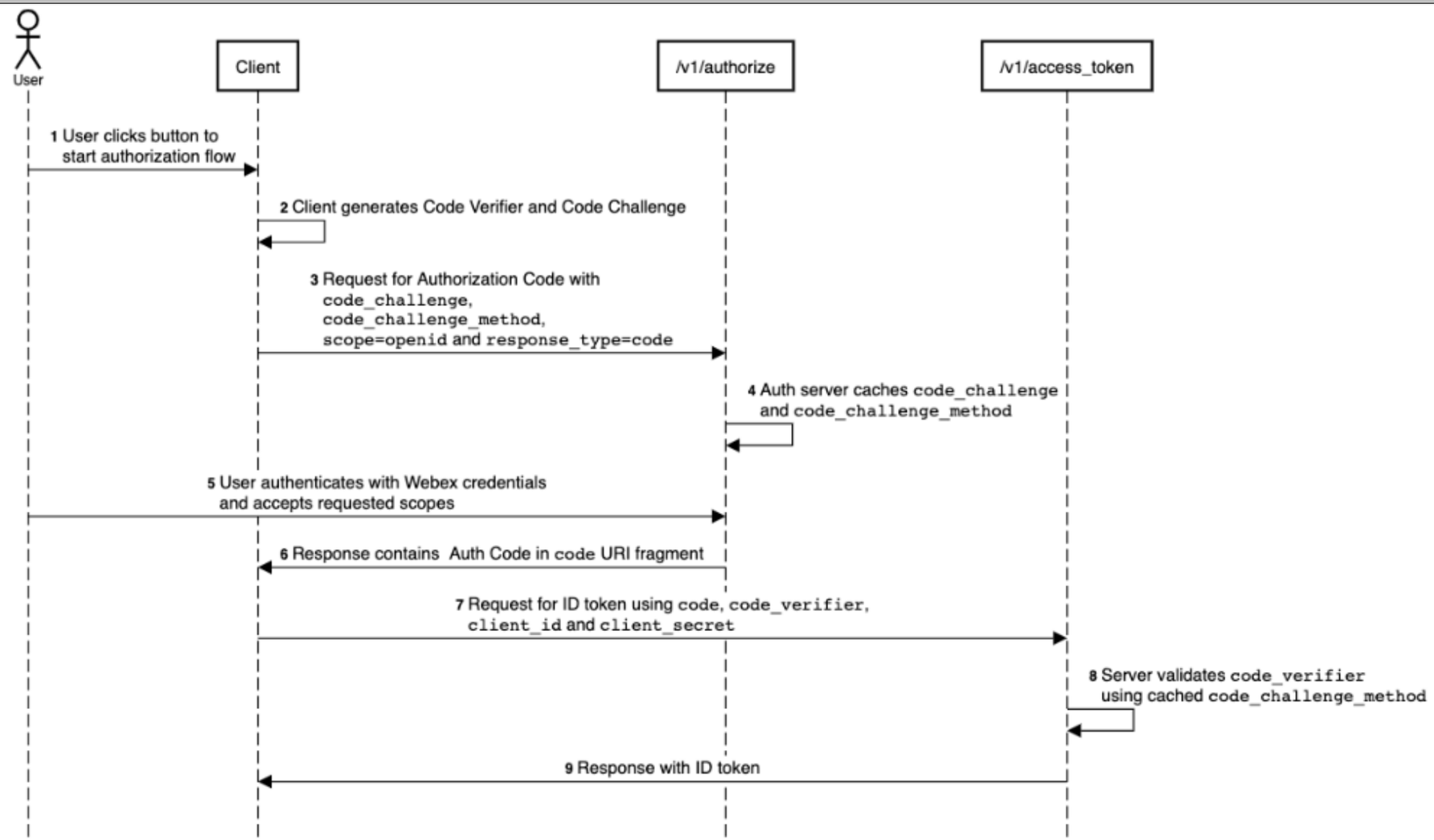

Claim	Cisco Accused Products
	https://developer.webex.com/create/docs/login-with-webex For example, authentication credentials must be acquired to use the Webex SDK. Without proper authorization, Webex SDK will not function, as evidenced by the below. What Are Integrations? Integrations are how you request permission to invoke the Webex REST API on behalf of another Webex user. To do this in a secure way the API supports the OAuth 2 standard which allows third-party integrations to get a temporary access token for authenticating API calls instead of asking users for their password. If you're sure that your integrations require authenticating on behalf of another Webex user, read on, we'll get you there in a few easy steps: 1. Register your integration with Webex 2. Request permission using an OAuth Grant Flow 3. Exchange the resulting authorization code for an access token 4. Use the access token to make your API calls https://developer.webex.com/create/docs/integrations Plaintiff may supplement these contentions pursuant to Section 3(a)(i) of the model Discovery Order once access to relevant source code is provided.

Claim	Cisco Accused Products
1d. providing, by the superblock application on the computing device of the second user, a notification that the real-time communication session with the first user is being requested;	Each Accused Product literally performs the step of "providing, by the superblock application on the computing device of the second user, a notification that the real-time communication session with the first user is being requested." The superblock application on the computing device of the second user notifies the second user that the first user's request for the real-time communication session is being requested, as shown below. Upon information and belief, the WebEx application further provides push notifications that the real time communication session with the first user is being requested (e.g. that a user is in the meeting room). Invitees Create a Meeting Invitee **Operation Id:** *Create_a_Meeting_Invitee* **Description:** • *Invite a person to attend a meeting.* • *Identify the invitee in the request body, by email address.* • *The `sendEmail` parameter is `true` by default and the meeting emails will be sent to the invitee's `email`. Please set `sendEmail` to `false` to prevent the invitee from receiving emails.* POST /meetingInvitees https://developer.webex.com/meeting/docs/api/v1/meeting-invitees/create-a-meeting-invitee Additionally, the Webex SDK provides functionality to Admit participants when they are ready to join the meeting session.

Claim	Cisco Accused Products

	Admit Participants
	Operation Id: *Admit_Participants*
	Description: *Admit multiple participants to a meeting in progress.*
	This API limits the maximum size of `items` *in the request body to 100.*
	Each `participantId` *of* `items` *in the request body should have the same prefix of* `meetingId`.
	https://developer.webex.com/meeting/docs/api/v1/meeting-participants/admit-participants
	
	For example, the SDK has a similar functionality, as demonstrated below.
	Invite another participant
	A participant can be invited to the meeting using the invite method within the meeting object. Only a host can invite another participant. Participants can be invited using an email address.
	Use the following code to invite another participant to an existing meeting. You can use either the `emailAddress` or the `phoneNumber` parameter.
	`meeting.invite(invitee: {`
	`  emailAddress: 'johndoe@abc.com',`
	`  phoneNumber: '1234',`
	`});`
	
	https://developer.webex.com/meeting/docs/sdks/webex-meetings-sdk-web-migration-unified-spaces-meetings
	
	Additionally, the Webex SDK has numerous event handling options, as demonstrated below:

Claim	Cisco Accused Products

	``
	document.getElementById('destination').addEventListener('submit', (event) => {
	  // again, we don't want to reload when we try to join
	  event.preventDefault();
	
	  const destination = document.getElementById('invitee').value;
	
	  return webex.meetings.create(destination).then((meeting) => {
	  // Call our helper function for binding events to meetings
	  bindMeetingEvents(meeting);
	
	  return joinMeeting(meeting);
	  })
	  .catch((error) => {
	  // Report the error
	  console.error(error);
	  });
	});
	``
	https://github.com/WebexSamples/webex-meetings-quick-start/blob/main/index.js
	
	Additionally, Cisco servers sends various notifications to the function block. The function block may then broadcast these notifications to the superblock application. For example, the Webex SDK has the following webhooks:

Appendix E – Claim Chart for US Patent No. 11,930,362 Against Accused Cisco Products

Claim	Cisco Accused Products
	A webhook is an HTTP callback, or an HTTP POST, to a specified URL that notifies your app when a particular activity or "event" has occurred in one of your resources on the Webex platform. The benefit of using webhooks is that they allow your application to receive real-time data from Webex, so you can keep up with the state of your resources (i.e. rooms, messages, memberships, etc.).

Claim	Cisco Accused Products
	`meetings` `created` A new meeting was created. `id` – Meeting Id. `meetingNumber` – Meeting number. `meetingType` – Meeting type. `state` – Meeting state. `hostEmail` – Email address for the meeting host. `hostUserId` – Unique identifier for meeting host. `siteUrl` – Webex site URL to query. `meetings` `updated` A meeting that you're in was updated. `id` – Meeting Id. `meetingNumber` – Meeting number. `meetingType` – Meeting type. `state` – Meeting state. `hostEmail` – Email address for the meeting host. `hostUserId` – Unique identifier for meeting host. `siteUrl` – Webex site URL to query. `meetings` `deleted` A meeting that you're in was deleted. `id` – Meeting Id. `meetingNumber` – Meeting number. `meetingType` – Meeting type. `state` – Meeting state. `hostEmail` – Email address for the meeting host. `hostUserId` – Unique identifier for meeting host. `siteUrl` – Webex site URL to query. https://developer.webex.com/meeting/docs/api/guides/webhooks

Claim	Cisco Accused Products
	The Webex SDK also comprises push notification capabilities, as demonstrated below. 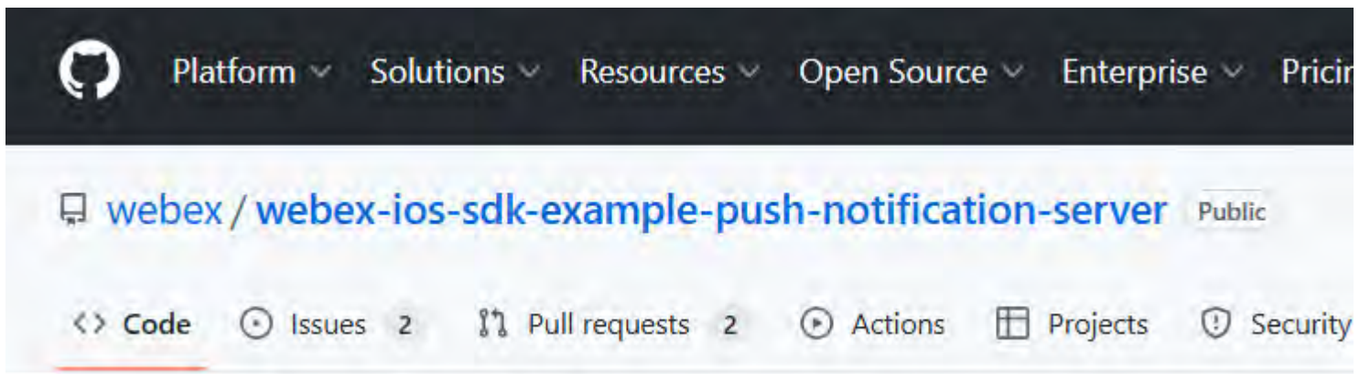 https://github.com/webex/webex-ios-sdk-example-push-notification-server

Claim	Cisco Accused Products
	Set up and manage your notifications The way you configure your notifications determines how and when you get alerted. Set how your notifications appear to help avoid receiving too much information. https://help.webex.com/en-us/article/hdoryv/Set-up-and-manage-your-notifications Plaintiff may supplement these contentions pursuant to Section 3(a)(i) of the model Discovery Order once access to relevant source code is provided.
1e. identifying, by the superblock application on the computing device of the second user, rendering information; and	Each Accused Product literally performs the step of "by the superblock application on the computing device of the second user, rendering information." The superblock application on the computing device of the second user gathers information related to rendering the A/V call (i.e., a communication session) with the first user. This information is used to render the A/V call on the second user's computing device.

Claim	Cisco Accused Products
	For example, the Webex SDK has numerous rendering capabilities related to all meeting participants.

Claim	Cisco Accused Products
	Prerequisites Keep the following prerequisites in mind: • The device camera must support **full HD (1080p)**; if not, the feature is downgraded to the camera's maximum resolution support. To check for FHD support, see Webcam Test Resolution. • Make sure that you're using version webex-js-sdk@2.32.0 or above. For SDK versions 2.32.0 and above, the value mappings used for resolutions are LOW: 480p, MEDIUM: 720p, and HIGH 1080p. For earlier SDK versions: LOW: 360p, MEDIUM: 480p, and HIGH: 720p. Local Resolution The sharpness, smoothness, and overall quality of the video are directly linked to the frame rate, bitrate, and other video settings. The following table specifies the different resolution settings available. **Supported Sending Video Resolutions** Video Profile: 360p; Resolution (Width×Height): 640 × 360; Frame Rate (fps): 30; Chrome: ✓; Firefox: ✓; Safari: ✓ 480p; 640 × 480; 30; ✓; ✓; ✓ 720p; 1280 × 720; 30; ✓; ✓; ✓ 1080p; 1920 × 1080; 30; ✓; ✓; ✓

Claim	Cisco Accused Products
	https://developer.webex.com/meeting/docs/sdks/webex-meetings-sdk-web-video-resolution For example, the Webex SDK will throw the following errors if either the superblock or function block cannot render the A/V call: **Remote Video Resolution Errors** The following table lists possible errors when working with remote video resolutions: | Method	Error	Fix
---	---	---
`setLocalVideoTrack()`	`Meeting:index#setLocalVideoTrack --> Local video quality of "${localQualityLevel}" not supported, downscaling to the highest possible resolution of "${height}p"`	Remote resolution is set to 720p.
`setRemoteVideoConstraints()`	`setRemoteVideoConstraints: unable to set max framesize, value for level "${level}" is not defined`	Use the defined resolution values.
`getMediaStreams()`	`ParameterError: ${audioVideo} not supported. Either pass level from pre-defined resolutions or pass complete audioVideo object`	Pass a level from the pre-defined resolutions or use a complete `audioVideo` object with appropriate video properties
`getUserMedia()`	`Media:index#getMedia --> navigator.mediaDevices.getUserMedia failed - [object OverconstrainedError] (facingMode)`	If you request the rear camera on a laptop device, you'll get this error. Use either `ideal` instead of `exact` or request only cameras appropriate to the device.	 https://developer.webex.com/meeting/docs/sdks/webex-meetings-sdk-web-video-resolution

Appendix E – Claim Chart for US Patent No. 11,930,362 Against Accused Cisco Products

Claim	Cisco Accused Products

Claim	Cisco Accused Products
	https://www.webex.com/free-video-conferencing Plaintiff may supplement these contentions pursuant to Section 3(a)(i) of the model Discovery Order once access to relevant source code is provided.
1f. rendering, by the superblock application on the computing device of the second user, the real-time communication session with the first user using the rendering information.	Each Accused Product literally performs the step of "rendering, by the superblock application on the computing device of the second user, the real-time communication session with the first user using the rendering information." The superblock application on the computing device of the second user uses the gathered rendering information to render the A/V call (i.e., a real-time communication service) on the computing device of the second user. The A/V call is rendered, for example, when the second use joins a request for the A/V call from the first user in a meeting room or when the second user initiates or otherwise joins a scheduled A/V call with the first user. For example, an example of user information rendered is shown below:

Claim	Cisco Accused Products
	https://www.webex.com/free-video-conferencing Plaintiff may supplement these contentions pursuant to Section 3(a)(i) of the model Discovery Order once access to relevant source code is provided.
2.p The method of claim 1 wherein communicating, by the superblock application on the computing device of the first user, the request to the remote resource includes communicating, by the superblock application on the computing device of the first user, the request to the function block on the computing device of the first user using one or more application programming interface (API) calls;	Each Accused Product practices the method of claim 1 wherein comprising an authentication component that authenticates the host devices based on comparing host authentication data of the request to memory authentication data stored in the memory. The superblock application on the computing device of the first user communicates the request to initiate a real-time communication session with the second user to a Cisco server (or other server), which hosts various rooms for A/V call services, and is required for authenticating Webex sessions. Webex communicates the request to the Cisco server (or other server) via a WiFi, cellular, ethernet, and/or Bluetooth interface and associated circuitry of the computing device of the first user. The superblock application on the computing device of the first user makes this request using one or more application programming interface (API) calls, such as, for example, instructions to one or more Representational State Transfer (REST) APIs or an SDK API (and associated instruction set) associated with A/V calls. For example, the Webex application interacts with the Webex SDK function block for authentication, as shown below: To create a new Webex instance: `const webex = Webex.init({` `  credentials: {` `  access_token: `<AUTHORIZATION/BOT TOKEN>` ` }` `});`

Claim	Cisco Accused Products
	https://developer.webex.com/meeting/docs/sdks/webex-meetings-sdk-authorization-device-registration For example, authentication credentials must be acquired to use the Webex SDK. Without proper authorization, Webex SDK will not function, as evidenced by the below. What Are Integrations? Integrations are how you request permission to invoke the Webex REST API on behalf of another Webex user. To do this in a secure way the API supports the OAuth 2 standard which allows third-party integrations to get a temporary access token for authenticating API calls instead of asking users for their password. If you're sure that your integrations require authenticating on behalf of another Webex user, read on, we'll get you there in a few easy steps: 1. Register your integration with Webex 2. Request permission using an OAuth Grant Flow 3. Exchange the resulting authorization code for an access token 4. Use the access token to make your API calls https://developer.webex.com/create/docs/integrations *See* support for claim 1c. Plaintiff may supplement these contentions pursuant to Section 3(a)(i) of the model Discovery Order once access to relevant source code is provided.
2a. wherein providing, by the superblock application on the computing device	Each Accused Product practices the method of claim 1 wherein providing, by the superblock application on the computing device of the second user, the notification that the real-time communication session with the first user is being requested includes providing the notification by the function block on the computing device of the second user.

Claim	Cisco Accused Products
of the second user, the notification that the real-time communication session with the first user is being requested includes providing the notification by the function block on the computing device of the second user; and	For example, the Webex SDK has capabilities to notify a superblock application that a meeting has started (*i.e.* that a communication is being requested). The Webex SDK accomplishes this through the "Create_a_Meeting_Invitee" which invites another to a meeting. *See also* Support for claim 1[d]. Invitees Create a Meeting Invitee **Operation Id:** *Create_a_Meeting_Invitee* **Description:** • *Invite a person to attend a meeting.* • *Identify the invitee in the request body, by email address.* • *The `sendEmail` parameter is `true` by default and the meeting emails will be sent to the invitee's `email`. Please set `sendEmail` to `false` to prevent the invitee from receiving emails.* POST /meetingInvitees https://developer.webex.com/meeting/docs/api/v1/meeting-invitees/create-a-meeting-invitee Additionally, the Webex SDK provides functionality to Admit participants when they are ready to join the meeting session.

Claim	Cisco Accused Products

	Admit Participants
	Operation Id: *Admit_Participants*
	Description: *Admit multiple participants to a meeting in progress.*
	This API limits the maximum size of `items` in the request body to 100.
	Each `participantId` of `items` in the request body should have the same prefix of `meetingId`.
	https://developer.webex.com/meeting/docs/api/v1/meeting-participants/admit-participants
	
	For example, the SDK has a similar functionality, as demonstrated below.
	Invite another participant
	A participant can be invited to the meeting using the invite method within the meeting object. Only a host can invite another participant. Participants can be invited using an email address.
	Use the following code to invite another participant to an existing meeting. You can use either the `emailAddress` or the `phoneNumber` parameter.
	`meeting.invite(invitee: {`
	`  emailAddress: 'johndoe@abc.com',`
	`  phoneNumber: '1234',`
	`});`
	
	https://developer.webex.com/meeting/docs/sdks/webex-meetings-sdk-web-migration-unified-spaces-meetings
	
	Additionally, the Webex SDK has numerous event handling options, as demonstrated below:

Claim	Cisco Accused Products

	`document.getElementById('destination').addEventListener('submit', (event) => {`
	`  // again, we don't want to reload when we try to join`
	`  event.preventDefault();`
	
	`  const destination = document.getElementById('invitee').value;`
	
	`  return webex.meetings.create(destination).then((meeting) => {`
	`  // Call our helper function for binding events to meetings`
	`  bindMeetingEvents(meeting);`
	
	`  return joinMeeting(meeting);`
	`  })`
	`  .catch((error) => {`
	`  // Report the error`
	`  console.error(error);`
	`  });`
	`});`
	
	https://github.com/WebexSamples/webex-meetings-quick-start/blob/main/index.js
	
	Additionally, Cisco servers sends various notifications to the function block. The function block may then broadcast these notifications to the superblock application. For example, the Webex SDK has the following webhooks:

Claim	Cisco Accused Products
	A webhook is an HTTP callback, or an HTTP POST, to a specified URL that notifies your app when a particular activity or "event" has occurred in one of your resources on the Webex platform. The benefit of using webhooks is that they allow your application to receive real-time data from Webex, so you can keep up with the state of your resources (i.e. rooms, messages, memberships, etc.).

Claim	Cisco Accused Products
	`meetings` `created` A new meeting was created. `id` – Meeting Id. `meetingNumber` – Meeting number. `meetingType` – Meeting type. `state` – Meeting state. `hostEmail` – Email address for the meeting host. `hostUserId` – Unique identifier for meeting host. `siteUrl` – Webex site URL to query. `meetings` `updated` A meeting that you're in was updated. `id` – Meeting Id. `meetingNumber` – Meeting number. `meetingType` – Meeting type. `state` – Meeting state. `hostEmail` – Email address for the meeting host. `hostUserId` – Unique identifier for meeting host. `siteUrl` – Webex site URL to query. `meetings` `deleted` A meeting that you're in was deleted. `id` – Meeting Id. `meetingNumber` – Meeting number. `meetingType` – Meeting type. `state` – Meeting state. `hostEmail` – Email address for the meeting host. `hostUserId` – Unique identifier for meeting host. `siteUrl` – Webex site URL to query. https://developer.webex.com/meeting/docs/api/guides/webhooks

Claim	Cisco Accused Products
	To the extent an Accused Product does not meet this limitation literally, the limitation is met under the doctrine of equivalents at least because the Accused Product performs substantially the same function of the limitation ("notify[ing] the superblock application that the communication session is being requested") in substantially the same way to achieve substantially the same result. Any differences between the Accused Products and this limitation are insubstantial. Plaintiff may supplement these contentions pursuant to Section 3(a)(i) of the model Discovery Order once access to relevant source code is provided.
2b. wherein rendering, by the superblock application on the computing device of the second user, the real-time communication session with the first user using the rendering information includes: providing, by the superblock application on the computing device of the second user, the rendering information to the function block on the computing device of the second user; and	Each Accused Product practices the method of claim 1 wherein rendering, by the superblock application on the computing device of the second user, the real-time communication session with the first user using the rendering information includes providing, by the superblock application on the computing device of the second user, the rendering information to the function block on the computing device of the second user. The superblock application on the computing device of the second user uses the gathered rendering information to render the A/V call (i.e., a real-time communication service) on the computing device of the second user. The A/V call is rendered, for example, when the second user accepts a request for the A/V call from the first user in a virtual meeting room or when the second user initiates or otherwise joins a scheduled A/V call with the first user. The A/V call is rendered by the superblock application on the computing device of the second user by providing the rendering information to the Webex SDK function block compiled within the superblock application. For example, Webex has user rendering information, as shown below:

Claim	Cisco Accused Products
	https://www.webex.com/free-video-conferencing For example, the Webex SDK function block is responsible for rendering, as shown below.

Claim	Cisco Accused Products
	Prerequisites Keep the following prerequisites in mind: • The device camera must support **full HD (1080p)**; if not, the feature is downgraded to the camera's maximum resolution support. To check for FHD support, see Webcam Test Resolution. • Make sure that you're using version webex-js-sdk@2.32.0 or above. For SDK versions 2.32.0 and above, the value mappings used for resolutions are LOW: 480p, MEDIUM: 720p, and HIGH 1080p. For earlier SDK versions: LOW: 360p, MEDIUM: 480p, and HIGH: 720p. Local Resolution The sharpness, smoothness, and overall quality of the video are directly linked to the frame rate, bitrate, and other video settings. The following table specifies the different resolution settings available. **Supported Sending Video Resolutions** Video Profile: 360p; Resolution (Width×Height): 640 × 360; Frame Rate (fps): 30; Chrome: ✓; Firefox: ✓; Safari: ✓ 480p; 640 × 480; 30; ✓; ✓; ✓ 720p; 1280 × 720; 30; ✓; ✓; ✓ 1080p; 1920 × 1080; 30; ✓; ✓; ✓

Claim	Cisco Accused Products
	https://developer.webex.com/meeting/docs/sdks/webex-meetings-sdk-web-video-resolution For example, the Webex SDK will throw the following errors if either the superblock or function block cannot render the A/V call: **Remote Video Resolution Errors** The following table lists possible errors when working with remote video resolutions: Method: `setLocalVideoTrack()` Error: `Meeting:index#setLocalVideoTrack --> Local video quality of "${localQualityLevel}" not supported, downscaling to the highest possible resolution of "${height}p"` Fix: Remote resolution is set to 720p. Method: `setRemoteVideoConstraints()` Error: `setRemoteVideoConstraints: unable to set max framesize, value for level "${level}" is not defined` Fix: Use the defined resolution values. Method: `getMediaStreams()` Error: `ParameterError: ${audioVideo} not supported. Either pass level from pre-defined resolutions or pass complete audioVideo object` Fix: Pass a level from the pre-defined resolutions or use a complete `audioVideo` object with appropriate video properties Method: `getUserMedia()` Error: `Media:index#getMedia --> navigator.mediaDevices.getUserMedia failed - [object OverconstrainedError] (facingMode)` Fix: If you request the rear camera on a laptop device, you'll get this error. Use either `ideal` instead of `exact` or request only cameras appropriate to the device. https://developer.webex.com/meeting/docs/sdks/webex-meetings-sdk-web-video-resolution

Claim	Cisco Accused Products
	Plaintiff may supplement these contentions pursuant to Section 3(a)(i) of the model Discovery Order once access to relevant source code is provided.
2c. rendering, by the function block on the computing device of the second user, the real-time communication session with the first user using the rendering information.	Each Accused Product practices the method of claim 1 wherein rendering, by the superblock application on the computing device of the second user, the real-time communication session with the first user using the rendering information includes rendering, by the function block on the computing device of the second user, the real-time communication session with the first user using the rendering information. The superblock application on the computing device of the second user (e.g., a service provider), and more specifically the Webex SDK function block compiled within the superblock application (i.e., Webex) on the computing device of the second user, uses the gathered rendering information to render the A/V call (i.e., a real-time communication service) on the computing device of the second user. The A/V call is rendered, for example, when the second user accepts a request for the A/V call from the first user in a virtual waiting room or when the second user initiates or otherwise joins a scheduled A/V call with the first user.

Claim	Cisco Accused Products
	Prerequisites Keep the following prerequisites in mind: • The device camera must support **full HD (1080p)**; if not, the feature is downgraded to the camera's maximum resolution support. To check for FHD support, see Webcam Test Resolution. • Make sure that you're using version webex-js-sdk@2.32.0 or above. For SDK versions 2.32.0 and above, the value mappings used for resolutions are LOW: 480p, MEDIUM: 720p, and HIGH 1080p. For earlier SDK versions: LOW: 360p, MEDIUM: 480p, and HIGH: 720p. Local Resolution The sharpness, smoothness, and overall quality of the video are directly linked to the frame rate, bitrate, and other video settings. The following table specifies the different resolution settings available. **Supported Sending Video Resolutions** Video Profile: 360p; Resolution (Width×Height): 640 × 360; Frame Rate (fps): 30; Chrome: ✓; Firefox: ✓; Safari: ✓ 480p; 640 × 480; 30; ✓; ✓; ✓ 720p; 1280 × 720; 30; ✓; ✓; ✓ 1080p; 1920 × 1080; 30; ✓; ✓; ✓

Claim	Cisco Accused Products
	https://developer.webex.com/meeting/docs/sdks/webex-meetings-sdk-web-video-resolution For example, the Webex SDK will throw the following errors if either the superblock or function block cannot render the A/V call: **Remote Video Resolution Errors** The following table lists possible errors when working with remote video resolutions: | Method	Error	Fix
---	---	---
`setLocalVideoTrack()`	`Meeting:index#setLocalVideoTrack --> Local video quality of "${localQualityLevel}" not supported, downscaling to the highest possible resolution of "${height}p"`	Remote resolution is set to 720p.
`setRemoteVideoConstraints()`	`setRemoteVideoConstraints: unable to set max framesize, value for level "${level}" is not defined`	Use the defined resolution values.
`getMediaStreams()`	`ParameterError: ${audioVideo} not supported. Either pass level from pre-defined resolutions or pass complete audioVideo object`	Pass a level from the pre-defined resolutions or use a complete `audioVideo` object with appropriate video properties
`getUserMedia()`	`Media:index#getMedia --> navigator.mediaDevices.getUserMedia failed - [object OverconstrainedError] (facingMode)`	If you request the rear camera on a laptop device, you'll get this error. Use either `ideal` instead of `exact` or request only cameras appropriate to the device.	 https://developer.webex.com/meeting/docs/sdks/webex-meetings-sdk-web-video-resolution

Claim	Cisco Accused Products
	Furthermore, the Webex SDK has access to the list of attendee. **List Meeting Attendee Reports** **Operation Id:** *List_Meeting_Attendee_Reports* **Description:** *Lists of meeting attendee reports by a date range, the maximum number of meeting attendee reports, a meeting ID, a meeting number or a meeting title.* Plaintiff may supplement these contentions pursuant to Section 3(a)(i) of the model Discovery Order once access to relevant source code is provided.
3. The method of claim 1 further comprising initializing, by the superblock application on at least one of the computing devices of the first and second users, the respective function block following initialization of the superblock application on the computing device.	Each Accused Product practices the method of claim 1 further comprising initializing, by the superblock application on at least one of the computing devices of the first and second users, the respective function block following initialization of the superblock application on the computing device. For example, on information and belief, the Webex application is initialized and then the corresponding function block within the Webex instance is initialized. Plaintiff may supplement these contentions pursuant to Section 3(a)(i) of the model Discovery Order once access to relevant source code is provided.
5. The method of claim 1 wherein providing the notification includes displaying an icon to	Each Accused Product practices the method of claim 1 wherein providing the notification includes displaying an icon to enable the second user to accept the request.

Claim	Cisco Accused Products
enable the second user to accept the request.	The superblock application on the computing device of the second user notifies the second user that the first user's request for the real-time communication session is being requested, for example, by notifying the second user that the first user is in a virtual meeting room for an A/V call, and/or by notifying the second user of a date and time for an A/V call scheduled or otherwise requested by the first user. Upon information and belief, the notification is provided at least in part by an icon, such as a clickable image or link, that enables the second user (e.g., a service provider) to accept the first user's request to initiate an A/V call (i.e., a real-time communication session). For example, below is a sample of a Webex notification: • The icon displays a badge indicating the number of unread notifications (for example,). • The desktop notification can be stacked, and can be automatically dismissed or closed by you. Click **Ignore Notifications** to dismiss the notifications. • The desktop notifications are cleared when you sign out of the desktop. https://help.webex.com/en-us/article/hdoryv/Set-up-and-manage-your-notifications

Claim	Cisco Accused Products
	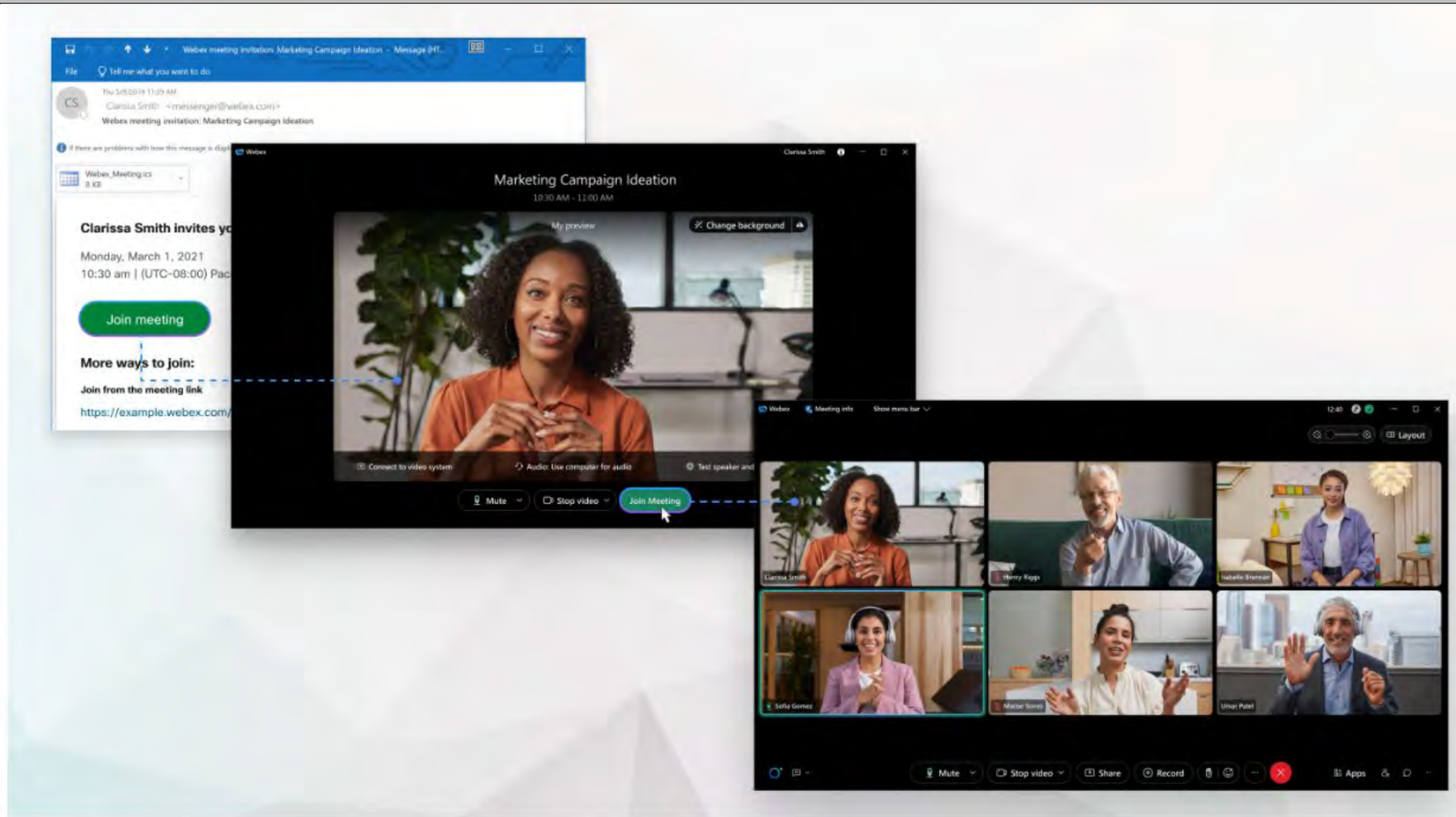

Claim	Cisco Accused Products
	https://help.webex.com/en-us/article/nrbgeodb/Join-a-Webex-meeting Plaintiff may supplement these contentions pursuant to Section 3(a)(i) of the model Discovery Order once access to relevant source code is provided.
6. The method of claim 1 wherein providing the rendering information includes providing information corresponding to a mic of the computing device of the second user.	Each Accused Product practices the method of claim 1 wherein providing the rendering information includes providing information corresponding to a mic of the computing device of the second user. The superblock application on the computing device of the second user (e.g., a service provider) uses the gathered rendering information to render the A/V call (i.e., a real-time communication service) on the computing device of the second user. The A/V call is rendered, for example, when the second user accepts a request for the A/V call from the first user in a virtual meeting room or when the second user initiates or otherwise joins a scheduled A/V call with the first user. Since the A/V call includes audio received from a mic connected to the computing device of the second user, the superblock application must necessarily gather and provide rendering information corresponding to the mic to permit Webex to receive audio from the second user. For example, Webex via the Webex SDK has below audio options available:

Claim	Cisco Accused Products
	Preferences **Get Audio Options** **Operation Id:** *Get_Audio_Options* **Description:** *Retrieves audio options for the authenticated user.* GET /meetingPreferences/audio Request Parameters https://developer.webex.com/meeting/docs/api/v1/meeting-preferences/get-audio-options Preferences **Update Audio Options** **Operation Id:** *Update_Audio_Options* **Description:** *Updates audio options for the authenticated user.* PUT /meetingPreferences/audio Request Parameters https://developer.webex.com/meeting/docs/api/v1/meeting-preferences/update-audio-options

Claim	Cisco Accused Products

	For example, the formal SDK also provides access to "LocalMicrophoneStream" to provide the same functionality.
	
	Streams
	
	The following new `Streams` classes have been introduced:
	
	1. LocalCameraStream
	2. LocalMicrophone
	3. LocalDisplayStream
	4. LocalSystemAudioStream
	
	Import the `Streams` classes into your applications using the `plugin-meetings` package:
	
	``
	import {
	  LocalCameraStream,
	  LocalMicrophoneStream,
	  LocalDisplayStream,
	  LocalSystemAudioStream,
	  createCameraStream,
	  createMicrophoneStream,
	  createDisplayStream,
	  createDisplayStreamWithAudio
	} from '@webex/plugin-meetings';
	``
	
	https://developer.webex.com/meeting/docs/sdks/webex-meetings-sdk-web-web-streams-and-effects
	
	Furthermore, Webex offers the ability to mute participants:

Appendix E – Claim Chart for US Patent No. 11,930,362 Against Accused Cisco Products

Claim	Cisco Accused Products

Webex App | Mute or unmute other people in a meeting

Sometimes attendees are in a noisy environment or have a setup that's causing feedback and don't realize it. You can prevent disruptive, noisy feedback by muting everyone as they join the meeting, muting everyone in the meeting, or muting specific people.

Claim	Cisco Accused Products
	https://help.webex.com/en-us/article/nz09ab5/Webex-App-%7C-Mute-or-unmute-other-people-in-a-meeting Plaintiff may supplement these contentions pursuant to Section 3(a)(i) of the model Discovery Order once access to relevant source code is provided.
7. The method of claim 1 wherein providing the rendering information includes providing information corresponding to a speaker of the computing device of the second user.	Each Accused product practices the method of claim 1 wherein providing the rendering information includes providing information corresponding to a speaker of the computing device of the second user. The superblock application on the computing device of the second user uses the gathered rendering information to render the A/V call (i.e., a real-time communication service) on the computing device of the second user. The A/V call is rendered, for example, when the second user accepts a request for the A/V call from the first user in a virtual meeting room or when the second user initiates or otherwise joins a scheduled A/V call with the first user. Since the A/V call includes audio received from the first user that is channeled through at least one speaker of the computing device of the second user, the superblock application must necessarily gather and provide rendering information corresponding to the speaker to permit Webex to play the audio received from the first user. For example, the Webex SDK provides participant information, as shown below. **List Meeting Participants** **Operation Id:** *List_Meeting_Participants* **Description:** *List all participants in an in-progress meeting or an ended meeting. The* `meetingId` *parameter is required, which is the unique identifier for the meeting.* https://www.twilio.com/docs/video/api/participants

Claim	Cisco Accused Products
	Plaintiff may supplement these contentions pursuant to Section 3(a)(i) of the model Discovery Order once access to relevant source code is provided.
8. The method of claim 1 wherein providing the rendering information includes providing information for displaying a window within the superblock application on the computing device of the second user.	Each Accused Product practices the method of claim 1 wherein providing the rendering information includes providing information for displaying a window within the superblock application on the computing device of the second user. For example, Webex has a picture in picture display as shown below:

Claim	Cisco Accused Products
	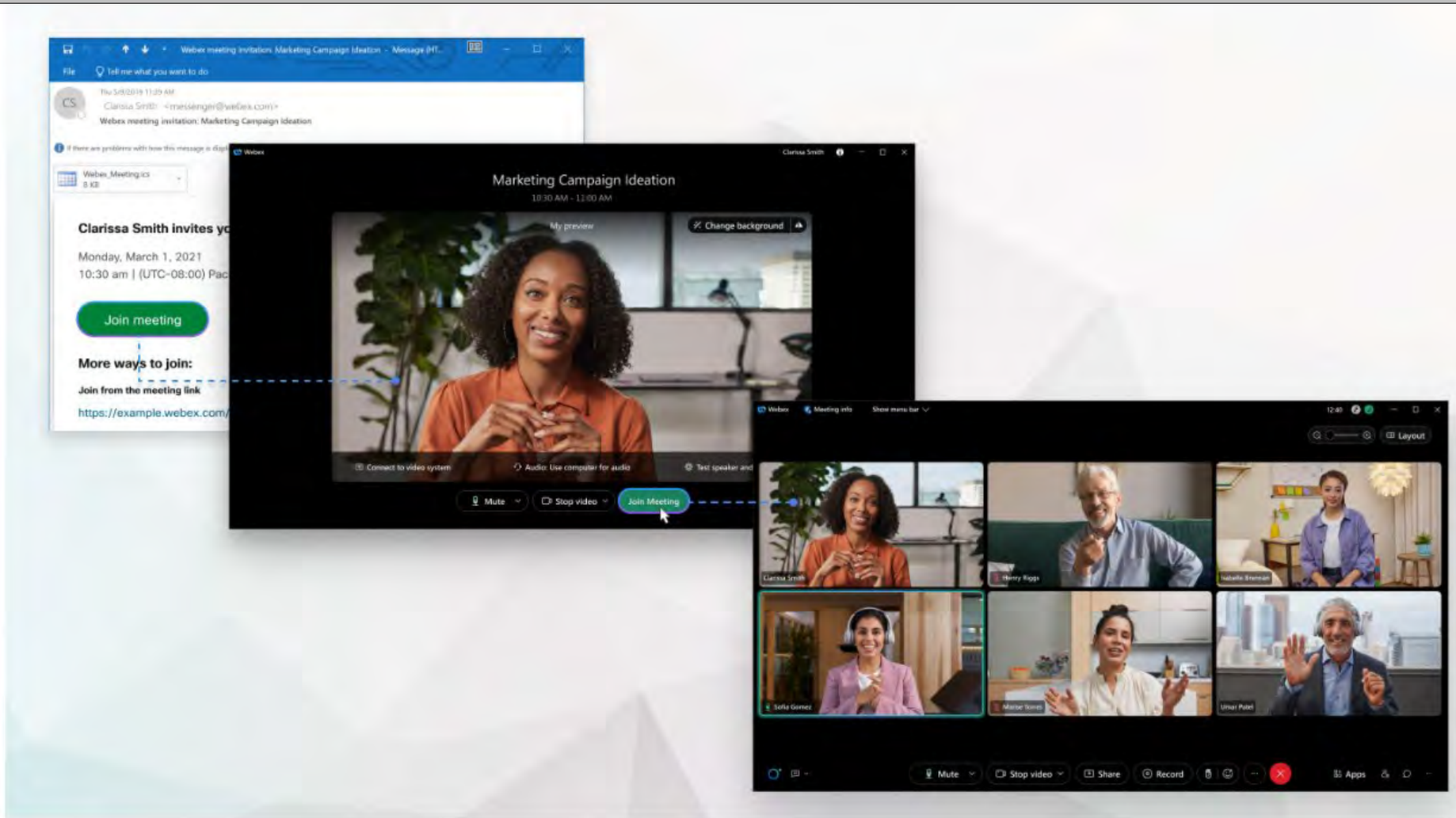

Claim	Cisco Accused Products
	https://help.webex.com/en-us/article/nrbgeodb/Join-a-Webex-meeting Plaintiff may supplement these contentions pursuant to Section 3(a)(i) of the model Discovery Order once access to relevant source code is provided.
9. The method of claim 8 wherein the window is at least one of a video window and an instant message window.	Each Accused Product practices the method of claim 8 wherein the window is at least one of a video window and an instant message window. For example, Webex has instant messaging capabilities as shown below.

Webex App | Chat in a meeting or breakout session

Get more from your meeting with in-meeting chat. Chat to everyone in the meeting, or directly with a meeting participant. Post messages when you have something to say but don't want to interrupt whoever's speaking. Revisit and share the chat after the meeting ends. If the conversation is focused on the speaker, for example, hosts and cohosts can turn off chat in the meeting.

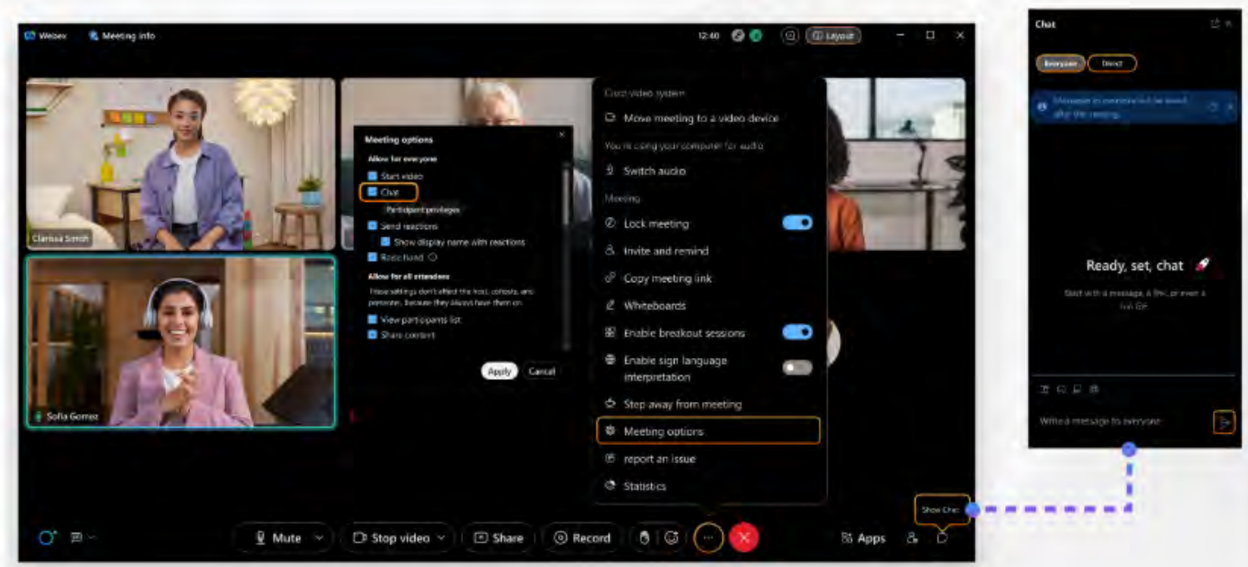

Claim	Cisco Accused Products
	https://help.webex.com/en-us/article/grvvwy/Webex-App-%7C-Chat-in-a-meeting-or-breakout-session Plaintiff may supplement these contentions pursuant to Section 3(a)(i) of the model Discovery Order once access to relevant source code is provided.
10. The method of claim 8 wherein the window is resizable by the second user.	Each Accused Product practices the method of claim 8 wherein window is resizable by the second user For example, on information and belief, the video window presented on the computing device of the second user is resizable by the second user. Plaintiff may supplement these contentions pursuant to Section 3(a)(i) of the model Discovery Order once access to relevant source code is provided.
14. The method of claim 1 wherein providing the rendering information includes providing information corresponding to a camera of the computing device of the second user.	Each Accused Product practices the method of claim 1 wherein providing the rendering information includes providing information corresponding to a camera of the computing device of the second user. The superblock application on the computing device of the second user uses the gathered rendering information to render the A/V call (i.e., a real-time communication service) on the computing device of the second user. The A/V call is rendered, for example, when the second user accepts a request for the A/V call from the first user in a virtual meeting room or when the second user initiates or otherwise joins a scheduled A/V call with the first user. Since the A/V call includes video received from a camera of the computing device of the second user (e.g., to display a real-time video of the service provider during the A/V call), the superblock application must necessarily gather and provide rendering information corresponding to the camera to permit Webex to communicate a video of the second user during the A/V call. The Webex SDK includes functionality for display within the superblock application, for example “Get_Video_Options…Retrieves video options.”

Claim	Cisco Accused Products
	Preferences **Get Video Options** **Operation Id:** *Get_Video_Options* **Description:** *Retrieves video options for the authenticated user.* GET /meetingPreferences/video **Request Parameters** https://developer.webex.com/meeting/docs/api/v1/meeting-preferences/get-video-options These video options can then be updated by the function block via the "Update_video_options" call. **Update Video Options** **Operation Id:** *Update_Video_Options* **Description:** *Updates video options for the authenticated user.* PUT /meetingPreferences/video **Request Parameters** https://developer.webex.com/meeting/docs/api/v1/meeting-preferences/update-video-options

Claim	Cisco Accused Products

	Again, there is analogous functionality within the formal Webex SDK.
	
	Pass one of the above-desired profile levels to the `Meeting` object's `setRemoteQualityLevel()` method to set the remote video resolution:
	
	`meeting.setRemoteQualityLevel('HIGH');`
	
	Or
	
	`meeting.setRemoteQualityLevel('LOW');`
	
	https://developer.webex.com/meeting/docs/sdks/webex-meetings-sdk-web-video-resolution
	
	Plaintiff may supplement these contentions pursuant to Section 3(a)(i) of the model Discovery Order once access to relevant source code is provided.

15. The method of claim 1 wherein the superblock application on the computing device of the first user is adapted to update a presence indicator indicating a status of the second user,	Each Accused Product practices the method of claim 1 wherein the superblock application on the computing device of the first user is adapted to update a presence indicator indicating a status of the second user, wherein the status includes at least an offline status and an online status.

Claim	Cisco Accused Products
wherein the status includes at least an offline status and an online status.	For example, Webex application updates to show whether a given user is online or offline, as shown below:

Webex App | See people's availability

You can see other people's availability in Webex App. If you need to contact someone, check to see if they're available and actively using the app. This makes it easy to know if others are available to respond to messages.

When people are using their computer, their availability displays as **Available** in Webex App on Windows or Mac. When they're away from their computer, Webex App shows when they were last active.

When people send or read new messages in the app, their availability displays as **Available** in Webex App on iPhone, iPad, or Android. When they're away from the app, Webex App shows when they were last active.

You can only see the availability of people in your organization. You can see someone's availability information whenever you see their profile picture: when you send them messages, see them in a space, or search for them.

Webex App on Desktop, Mobile, and Web

The following is the availability information that you see on the profile picture on Webex App for desktop, mobile, and web, in the order of precedence in which availability states appear.

For example, **In a Meeting** takes precedence over **Available**.

- Airplane—The out of office reply is set in Microsoft Outlook.
- Gray handset—Away from desk, not available for calls or meetings.

  Currently unavailable on Web.
- Orange icon—Busy.
- Red icon—Do not disturb.
- Moon—In quiet hours.
- Arrow—Sharing a screen or application.
- Camera—In a meeting.
- Handset—On a call.
- Green icon—Available.
- Clock—Not active.

Claim	Cisco Accused Products
	https://help.webex.com/en-us/article/wghlt5/Webex-App-%7C-See-people's-availability Plaintiff may supplement these contentions pursuant to Section 3(a)(i) of the model Discovery Order once access to relevant source code is provided.
16. The method of claim 1 wherein the API calls used by each superblock application are compatible with an interface provided by its respective function block.	Each Accused Product practices the method of claim 1 wherein the API calls used by each superblock application are compatible with an interface provided by its respective function block. For example, the Webex SDK function block within the Webex application uses API calls to utilize the Webex SDK compiled within the Webex application. On information and belief, these API calls are compatible with an interface provided by the function block. *See e.g.* support for claim 1. Plaintiff may supplement these contentions pursuant to Section 3(a)(i) of the model Discovery Order once access to relevant source code is provided.
18. The method of claim 1 wherein the real-time communication session is a voice call.	Each Accused Product practices the method of claim 1 wherein the real-time communication session is a voice call. For example, real-time voice calls are supported via Webex SDK in the Webex application. *See* support for claims 1b and 6. Plaintiff may supplement these contentions pursuant to Section 3(a)(i) of the model Discovery Order once access to relevant source code is provided.

Claim	Cisco Accused Products
19. The method of claim 1 wherein the real-time communication session is a video call.	Each Accused Product practices the method of claim 1 wherein the real-time communication session is a video call. For example, real time video calls are supported via Webex SDK in the Webex application. *See* support for claims 1b and 14. Plaintiff may supplement these contentions pursuant to Section 3(a)(i) of the model Discovery Order once access to relevant source code is provided.
20. The method of claim 1 wherein the superblock application on at least one of the computing devices of the first and second users is further adapted to operate with iOS as an operating system for the computing device.	Each Accused Product practices the method of claim 1 wherein the superblock application on at least one of the computing devices of the first and second users is further adapted to operate with iOS as an operating system for the computing device. For example, Webex and the Webex SDK are available for iOS, Android, and Web (Mac OS, Windows, Linux, and Browser). Changelog SDK > Web > Android > iOS Browser Node.js Java

Claim	Cisco Accused Products

	https://developer.webex.com/meeting/docs/getting-started
	
	• Windows recommended minimum system requirements
	  ◦ Windows Server 2016.
	  ◦ Windows 10 and later. Make sure your drivers are up to date.
	  Webex App 45.1 is the last version to support Windows 10 LTSB 2015.
	  Webex App 45.10 is the last version to support Windows 10 LTSB 2016.
	• Mac recommended minimum system requirements
	  ◦ MacOS 10.15 and later on a supported Mac. .
	  MacOS Sequoia 15 is only supported on Webex App version 44.9 and later.
	  ◦ Some features require additional system requirements:
	  ▪ Reactions in a scheduled Webex Meeting or Personal Room meeting.
	• iPhone and iPad
	  ◦ We support the two latest major releases of iOS and iPadOS, visionOS and watchOS.
	  Webex App 45.9, scheduled for release in September 2025, will be the last version supporting iOS 16, iPadOS 16, visionOS 1.0, and watchOS 9.0. Starting with Webex App 45.10 (October 2025 release), these operating systems wont't be supported.
	  Starting October 7, 2025, Webex App 45.10 and later versions will support the following operating systems:
	  ▪ iOS 17 and iPadOS 17 (and newer versions)
	  ▪ visionOS 2.0 and watchOS 10 (and newer versions)
	  The supported devices for these operating systems include:

Claim	Cisco Accused Products
	• Android Smartphones ◦ We support the five latest major releases of Google's Android OS. We do not support any other versions of Android, like Android Go or Xiaomi HyperOS. Webex App will not be supported on Android 10 from April 2025 since Google announced end of life for security support for Android 10 in March 2023. Webex App 45.4 will be the last version supporting Android 10. Starting April 2026, Webex App will not be supported on Android 11. Webex version 46.4 will be the last version supporting Android 11. ◦ Minimum memory requirement: 4 GB of RAM • Web Last two major releases of one of these browsers: Google Chrome, Mozilla Firefox, Apple Safari, and Microsoft Edge on computers running Windows, Mac, or Linux. You can use the meetings and free calling (Call on Webex) features from Webex App for web using Firefox, Chrome, Safari, and Microsoft Edge only. • Chromebook The messaging, calling, and meetings features from Webex App for Android are supported. • Linux recommended minimum system requirements ◦ Core requirements: Intel Dual-Core CPU 2.XX GHz or AMD processor (4 GB of RAM minimum recommended) ◦ Display Protocols: x11 and Wayland. ◦ Desktop environment/Window Manager: GNOME/Mutter and KDE/KWin recommended. https://help.webex.com/en-us/article/fz1e4b/System-requirements-for-Webex-services

Claim	Cisco Accused Products
	Plaintiff may supplement these contentions pursuant to Section 3(a)(i) of the model Discovery Order once access to relevant source code is provided.
21. The method of claim 1 wherein the superblock application on at least one of the computing devices of the first and second users is further adapted to operate with Android as an operating system for the computing device.	Each Accused Product practices the method of claim 1 wherein the superblock application on at least one of the computing devices of the first and second users is further adapted to operate with Android as an operating system for the computing device. For example, Webex and the Webex SDK are available for iOS, Android, and Web (Mac OS, Windows, Linux, and Browser). Changelog SDK > Web > Android > iOS Browser Node.js Java https://developer.webex.com/meeting/docs/getting-started

Claim	Cisco Accused Products

	• Windows recommended minimum system requirements
	  ◦ Windows Server 2016.
	  ◦ Windows 10 and later. Make sure your drivers are up to date.
	  Webex App 45.1 is the last version to support Windows 10 LTSB 2015.
	  Webex App 45.10 is the last version to support Windows 10 LTSB 2016.
	• Mac recommended minimum system requirements
	  ◦ MacOS 10.15 and later on a supported Mac. .
	  MacOS Sequoia 15 is only supported on Webex App version 44.9 and later.
	  ◦ Some features require additional system requirements:
	  ▪ Reactions in a scheduled Webex Meeting or Personal Room meeting.
	  Processor:
	• iPhone and iPad
	  ◦ We support the two latest major releases of iOS and iPadOS, visionOS and watchOS.
	  Webex App 45.9, scheduled for release in September 2025, will be the last version supporting iOS 16, iPadOS 16, visionOS 1.0, and watchOS 9.0. Starting with Webex App 45.10 (October 2025 release), these operating systems wont't be supported.
	  Starting October 7, 2025, Webex App 45.10 and later versions will support the following operating systems:
	  ▪ iOS 17 and iPadOS 17 (and newer versions)
	  ▪ visionOS 2.0 and watchOS 10 (and newer versions)
	  The supported devices for these operating systems include:

Claim	Cisco Accused Products
	• Android Smartphones ◦ We support the five latest major releases of Google's Android OS. We do not support any other versions of Android, like Android Go or Xiaomi HyperOS. Webex App will not be supported on Android 10 from April 2025 since Google announced end of life for security support for Android 10 in March 2023. Webex App 45.4 will be the last version supporting Android 10. Starting April 2026, Webex App will not be supported on Android 11. Webex version 46.4 will be the last version supporting Android 11. ◦ Minimum memory requirement: 4 GB of RAM • Web Last two major releases of one of these browsers: Google Chrome, Mozilla Firefox, Apple Safari, and Microsoft Edge on computers running Windows, Mac, or Linux. You can use the meetings and free calling (Call on Webex) features from Webex App for web using Firefox, Chrome, Safari, and Microsoft Edge only. • Chromebook The messaging, calling, and meetings features from Webex App for Android are supported. • Linux recommended minimum system requirements ◦ Core requirements: Intel Dual-Core CPU 2.XX GHz or AMD processor (4 GB of RAM minimum recommended) ◦ Display Protocols: x11 and Wayland. ◦ Desktop environment/Window Manager: GNOME/Mutter and KDE/KWin recommended. https://help.webex.com/en-us/article/fz1e4b/System-requirements-for-Webex-services

Claim	Cisco Accused Products
	Plaintiff may supplement these contentions pursuant to Section 3(a)(i) of the model Discovery Order once access to relevant source code is provided.
22. The method of claim 1 wherein the computing device of at least one of the first and second users is a mobile device.	Each Accused Product practices the method of claim 1 wherein the computing device of at least one of the first and second users is a mobile device. For example, Webex and the Webex SDK are available for iOS, Android, and Web (Mac OS, Windows, Linux, and Browser). Webex and the Webex SDK are available for mobile devices (*e.g.* iPhone). Changelog SDK > Web > Android > iOS Browser Node.js Java https://developer.webex.com/meeting/docs/getting-started

Claim	Cisco Accused Products

	• Windows recommended minimum system requirements
	  ◦ Windows Server 2016.
	  ◦ Windows 10 and later. Make sure your drivers are up to date.
	  Webex App 45.1 is the last version to support Windows 10 LTSB 2015.
	  Webex App 45.10 is the last version to support Windows 10 LTSB 2016.
	• Mac recommended minimum system requirements
	  ◦ MacOS 10.15 and later on a supported Mac. .
	  MacOS Sequoia 15 is only supported on Webex App version 44.9 and later.
	  ◦ Some features require additional system requirements:
	  ▪ Reactions in a scheduled Webex Meeting or Personal Room meeting.
	  Processor:
	• iPhone and iPad
	  ◦ We support the two latest major releases of iOS and iPadOS, visionOS and watchOS.
	  Webex App 45.9, scheduled for release in September 2025, will be the last version supporting iOS 16, iPadOS 16, visionOS 1.0, and watchOS 9.0. Starting with Webex App 45.10 (October 2025 release), these operating systems wont't be supported.
	  Starting October 7, 2025, Webex App 45.10 and later versions will support the following operating systems:
	  ▪ iOS 17 and iPadOS 17 (and newer versions)
	  ▪ visionOS 2.0 and watchOS 10 (and newer versions)
	  The supported devices for these operating systems include:

Claim	Cisco Accused Products
	• Android Smartphones ◦ We support the five latest major releases of Google's Android OS. We do not support any other versions of Android, like Android Go or Xiaomi HyperOS. Webex App will not be supported on Android 10 from April 2025 since Google announced end of life for security support for Android 10 in March 2023. Webex App 45.4 will be the last version supporting Android 10. Starting April 2026, Webex App will not be supported on Android 11. Webex version 46.4 will be the last version supporting Android 11. ◦ Minimum memory requirement: 4 GB of RAM • Web Last two major releases of one of these browsers: Google Chrome, Mozilla Firefox, Apple Safari, and Microsoft Edge on computers running Windows, Mac, or Linux. You can use the meetings and free calling (Call on Webex) features from Webex App for web using Firefox, Chrome, Safari, and Microsoft Edge only. • Chromebook The messaging, calling, and meetings features from Webex App for Android are supported. • Linux recommended minimum system requirements ◦ Core requirements: Intel Dual-Core CPU 2.XX GHz or AMD processor (4 GB of RAM minimum recommended) ◦ Display Protocols: x11 and Wayland. ◦ Desktop environment/Window Manager: GNOME/Mutter and KDE/KWin recommended. https://help.webex.com/en-us/article/fz1e4b/System-requirements-for-Webex-services

Claim	Cisco Accused Products
	Plaintiff may supplement these contentions pursuant to Section 3(a)(i) of the model Discovery Order once access to relevant source code is provided.
23. The method of claim 22 wherein the computing device of at least one of the first and second users is a cellular phone.	Each Accused Product practices the method of claim 22 wherein the computing device of at least one of the first and second users is a cellular phone. For example, Webex and the Webex SDK are available for iOS, Android, and Web (Mac OS, Windows, Linux, and Browser). Thus Webex and the Webex SDK are available for cellular phone (*e.g.* an iPhone). 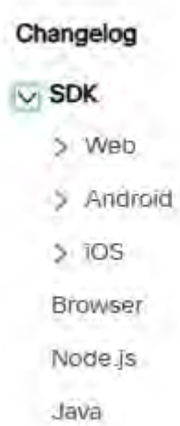 https://developer.webex.com/meeting/docs/getting-started

Claim	Cisco Accused Products

	• Windows recommended minimum system requirements
	  ◦ Windows Server 2016.
	  ◦ Windows 10 and later. Make sure your drivers are up to date.
	  Webex App 45.1 is the last version to support Windows 10 LTSB 2015.
	  Webex App 45.10 is the last version to support Windows 10 LTSB 2016.
	• Mac recommended minimum system requirements
	  ◦ MacOS 10.15 and later on a supported Mac. .
	  MacOS Sequoia 15 is only supported on Webex App version 44.9 and later.
	  ◦ Some features require additional system requirements:
	  ▪ Reactions in a scheduled Webex Meeting or Personal Room meeting.
	  Processor:
	• iPhone and iPad
	  ◦ We support the two latest major releases of iOS and iPadOS, visionOS and watchOS.
	  Webex App 45.9, scheduled for release in September 2025, will be the last version supporting iOS 16, iPadOS 16, visionOS 1.0, and watchOS 9.0. Starting with Webex App 45.10 (October 2025 release), these operating systems wont't be supported.
	  Starting October 7, 2025, Webex App 45.10 and later versions will support the following operating systems:
	  ▪ iOS 17 and iPadOS 17 (and newer versions)
	  ▪ visionOS 2.0 and watchOS 10 (and newer versions)
	  The supported devices for these operating systems include:

Claim	Cisco Accused Products
	• Android Smartphones ◦ We support the five latest major releases of Google's Android OS. We do not support any other versions of Android, like Android Go or Xiaomi HyperOS. Webex App will not be supported on Android 10 from April 2025 since Google announced end of life for security support for Android 10 in March 2023. Webex App 45.4 will be the last version supporting Android 10. Starting April 2026, Webex App will not be supported on Android 11. Webex version 46.4 will be the last version supporting Android 11. ◦ Minimum memory requirement: 4 GB of RAM • Web Last two major releases of one of these browsers: Google Chrome, Mozilla Firefox, Apple Safari, and Microsoft Edge on computers running Windows, Mac, or Linux. You can use the meetings and free calling (Call on Webex) features from Webex App for web using Firefox, Chrome, Safari, and Microsoft Edge only. • Chromebook The messaging, calling, and meetings features from Webex App for Android are supported. • Linux recommended minimum system requirements ◦ Core requirements: Intel Dual-Core CPU 2.XX GHz or AMD processor (4 GB of RAM minimum recommended) ◦ Display Protocols: x11 and Wayland. ◦ Desktop environment/Window Manager: GNOME/Mutter and KDE/KWin recommended. https://help.webex.com/en-us/article/fz1e4b/System-requirements-for-Webex-services

Claim	Cisco Accused Products
	Plaintiff may supplement these contentions pursuant to Section 3(a)(i) of the model Discovery Order once access to relevant source code is provided.
24. The method of claim 22 wherein the computing device of at least one of the first and second users is a smart phone.	Each Accused Product practices the method of claim 22 wherein the computing device of at least one of the first and second users is a smart phone. For example, Webex and the Webex SDK are available for iOS, Android, and Web (Mac OS, Windows, Linux, and Browser). Webex and the Webex are available for smartphone (*e.g.* iPhone). 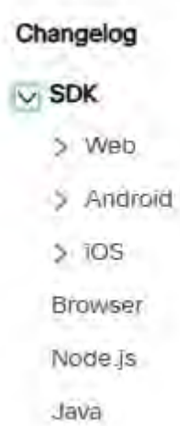 https://developer.webex.com/meeting/docs/getting-started

Claim	Cisco Accused Products

	• Windows recommended minimum system requirements
	  ◦ Windows Server 2016.
	  ◦ Windows 10 and later. Make sure your drivers are up to date.
	  Webex App 45.1 is the last version to support Windows 10 LTSB 2015.
	  Webex App 45.10 is the last version to support Windows 10 LTSB 2016.
	• Mac recommended minimum system requirements
	  ◦ MacOS 10.15 and later on a supported Mac. .
	  MacOS Sequoia 15 is only supported on Webex App version 44.9 and later.
	  ◦ Some features require additional system requirements:
	  ▪ Reactions in a scheduled Webex Meeting or Personal Room meeting.
	  Processor:
	• iPhone and iPad
	  ◦ We support the two latest major releases of iOS and iPadOS, visionOS and watchOS.
	  Webex App 45.9, scheduled for release in September 2025, will be the last version supporting iOS 16, iPadOS 16, visionOS 1.0, and watchOS 9.0. Starting with Webex App 45.10 (October 2025 release), these operating systems wont't be supported.
	  Starting October 7, 2025, Webex App 45.10 and later versions will support the following operating systems:
	  ▪ iOS 17 and iPadOS 17 (and newer versions)
	  ▪ visionOS 2.0 and watchOS 10 (and newer versions)
	  The supported devices for these operating systems include:

Claim	Cisco Accused Products
	• Android Smartphones ◦ We support the five latest major releases of Google's Android OS. We do not support any other versions of Android, like Android Go or Xiaomi HyperOS. Webex App will not be supported on Android 10 from April 2025 since Google announced end of life for security support for Android 10 in March 2023. Webex App 45.4 will be the last version supporting Android 10. Starting April 2026, Webex App will not be supported on Android 11. Webex version 46.4 will be the last version supporting Android 11. ◦ Minimum memory requirement: 4 GB of RAM • Web Last two major releases of one of these browsers: Google Chrome, Mozilla Firefox, Apple Safari, and Microsoft Edge on computers running Windows, Mac, or Linux. You can use the meetings and free calling (Call on Webex) features from Webex App for web using Firefox, Chrome, Safari, and Microsoft Edge only. • Chromebook The messaging, calling, and meetings features from Webex App for Android are supported. • Linux recommended minimum system requirements ◦ Core requirements: Intel Dual-Core CPU 2.XX GHz or AMD processor (4 GB of RAM minimum recommended) ◦ Display Protocols: x11 and Wayland. ◦ Desktop environment/Window Manager: GNOME/Mutter and KDE/KWin recommended. https://help.webex.com/en-us/article/fz1e4b/System-requirements-for-Webex-services

Claim	Cisco Accused Products
	Plaintiff may supplement these contentions pursuant to Section 3(a)(i) of the model Discovery Order once access to relevant source code is provided.
25. The method of claim 22 wherein the computing device of at least one of the first and second users is a tablet.	Each Accused Product practices the method of claim 22 wherein the computing device of at least one of the first and second users is a tablet. For example, Webex and the Webex SDK are available for iOS, Android, and Web (Mac OS, Windows, Linux, and Browser). The Webex and Webex SDK are available for table. 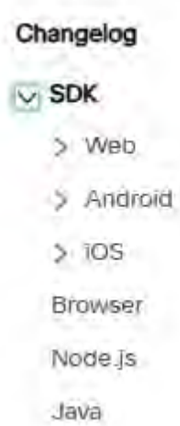 https://developer.webex.com/meeting/docs/getting-started

Claim	Cisco Accused Products

	• Windows recommended minimum system requirements
	  ◦ Windows Server 2016.
	  ◦ Windows 10 and later. Make sure your drivers are up to date.
	  Webex App 45.1 is the last version to support Windows 10 LTSB 2015.
	  Webex App 45.10 is the last version to support Windows 10 LTSB 2016.
	• Mac recommended minimum system requirements
	  ◦ MacOS 10.15 and later on a supported Mac. .
	  MacOS Sequoia 15 is only supported on Webex App version 44.9 and later.
	  ◦ Some features require additional system requirements:
	  ▪ Reactions in a scheduled Webex Meeting or Personal Room meeting.
	  Processor:
	• iPhone and iPad
	  ◦ We support the two latest major releases of iOS and iPadOS, visionOS and watchOS.
	  Webex App 45.9, scheduled for release in September 2025, will be the last version supporting iOS 16, iPadOS 16, visionOS 1.0, and watchOS 9.0. Starting with Webex App 45.10 (October 2025 release), these operating systems wont't be supported.
	  Starting October 7, 2025, Webex App 45.10 and later versions will support the following operating systems:
	  ▪ iOS 17 and iPadOS 17 (and newer versions)
	  ▪ visionOS 2.0 and watchOS 10 (and newer versions)
	  The supported devices for these operating systems include:

Claim	Cisco Accused Products
	• Android Smartphones ◦ We support the five latest major releases of Google's Android OS. We do not support any other versions of Android, like Android Go or Xiaomi HyperOS. Webex App will not be supported on Android 10 from April 2025 since Google announced end of life for security support for Android 10 in March 2023. Webex App 45.4 will be the last version supporting Android 10. Starting April 2026, Webex App will not be supported on Android 11. Webex version 46.4 will be the last version supporting Android 11. ◦ Minimum memory requirement: 4 GB of RAM • Web Last two major releases of one of these browsers: Google Chrome, Mozilla Firefox, Apple Safari, and Microsoft Edge on computers running Windows, Mac, or Linux. You can use the meetings and free calling (Call on Webex) features from Webex App for web using Firefox, Chrome, Safari, and Microsoft Edge only. • Chromebook The messaging, calling, and meetings features from Webex App for Android are supported. • Linux recommended minimum system requirements ◦ Core requirements: Intel Dual-Core CPU 2.XX GHz or AMD processor (4 GB of RAM minimum recommended) ◦ Display Protocols: x11 and Wayland. ◦ Desktop environment/Window Manager: GNOME/Mutter and KDE/KWin recommended. https://help.webex.com/en-us/article/fz1e4b/System-requirements-for-Webex-services

Claim	Cisco Accused Products
	Plaintiff may supplement these contentions pursuant to Section 3(a)(i) of the model Discovery Order once access to relevant source code is provided.
27. The method of claim 1 wherein the computing device of at least one of the first and second users is a laptop computer.	Each Accused Product practices the method of claim 1 wherein the computing device of at least one of the first and second users is a laptop computer. For example, Webex and the Webex SDK are available for iOS, Android, and Web (Mac OS, Windows, Linux, and Browser). Webex and the Webex SDK are available for laptop computer. Changelog SDK > Web > Android > iOS Browser Node.js Java https://developer.webex.com/meeting/docs/getting-started

Claim	Cisco Accused Products

	• Windows recommended minimum system requirements
	  ◦ Windows Server 2016.
	  ◦ Windows 10 and later. Make sure your drivers are up to date.
	  Webex App 45.1 is the last version to support Windows 10 LTSB 2015.
	  Webex App 45.10 is the last version to support Windows 10 LTSB 2016.
	• Mac recommended minimum system requirements
	  ◦ MacOS 10.15 and later on a supported Mac. .
	  MacOS Sequoia 15 is only supported on Webex App version 44.9 and later.
	  ◦ Some features require additional system requirements:
	  ▪ Reactions in a scheduled Webex Meeting or Personal Room meeting.
	  Processor:
	• iPhone and iPad
	  ◦ We support the two latest major releases of iOS and iPadOS, visionOS and watchOS.
	  Webex App 45.9, scheduled for release in September 2025, will be the last version supporting iOS 16, iPadOS 16, visionOS 1.0, and watchOS 9.0. Starting with Webex App 45.10 (October 2025 release), these operating systems wont't be supported.
	  Starting October 7, 2025, Webex App 45.10 and later versions will support the following operating systems:
	  ▪ iOS 17 and iPadOS 17 (and newer versions)
	  ▪ visionOS 2.0 and watchOS 10 (and newer versions)
	  The supported devices for these operating systems include:

Claim	Cisco Accused Products
	• Android Smartphones ◦ We support the five latest major releases of Google's Android OS. We do not support any other versions of Android, like Android Go or Xiaomi HyperOS. Webex App will not be supported on Android 10 from April 2025 since Google announced end of life for security support for Android 10 in March 2023. Webex App 45.4 will be the last version supporting Android 10. Starting April 2026, Webex App will not be supported on Android 11. Webex version 46.4 will be the last version supporting Android 11. ◦ Minimum memory requirement: 4 GB of RAM • Web Last two major releases of one of these browsers: Google Chrome, Mozilla Firefox, Apple Safari, and Microsoft Edge on computers running Windows, Mac, or Linux. You can use the meetings and free calling (Call on Webex) features from Webex App for web using Firefox, Chrome, Safari, and Microsoft Edge only. • Chromebook The messaging, calling, and meetings features from Webex App for Android are supported. • Linux recommended minimum system requirements ◦ Core requirements: Intel Dual-Core CPU 2.XX GHz or AMD processor (4 GB of RAM minimum recommended) ◦ Display Protocols: x11 and Wayland. ◦ Desktop environment/Window Manager: GNOME/Mutter and KDE/KWin recommended. https://help.webex.com/en-us/article/fz1e4b/System-requirements-for-Webex-services

Claim	Cisco Accused Products
	Plaintiff may supplement these contentions pursuant to Section 3(a)(i) of the model Discovery Order once access to relevant source code is provided.
28. The method of claim 1 wherein the computing device of at least one of the first and second users is a desktop computer.	Each Accused Product practices the method of claim 1 wherein the computing device of at least one of the first and second users is a desktop computer. For example, Webex and the Webex SDK are available for iOS, Android, and Web (Mac OS, Windows, Linux, and Browser). Webex and the Webex SDK are available for Desktop. Changelog SDK > Web > Android > iOS Browser Node.js Java https://developer.webex.com/meeting/docs/getting-started

Claim	Cisco Accused Products

	• Windows recommended minimum system requirements
	  ◦ Windows Server 2016.
	  ◦ Windows 10 and later. Make sure your drivers are up to date.
	  Webex App 45.1 is the last version to support Windows 10 LTSB 2015.
	  Webex App 45.10 is the last version to support Windows 10 LTSB 2016.
	• Mac recommended minimum system requirements
	  ◦ MacOS 10.15 and later on a supported Mac. .
	  MacOS Sequoia 15 is only supported on Webex App version 44.9 and later.
	  ◦ Some features require additional system requirements:
	  ▪ Reactions in a scheduled Webex Meeting or Personal Room meeting.
	  Processor:
	• iPhone and iPad
	  ◦ We support the two latest major releases of iOS and iPadOS, visionOS and watchOS.
	  Webex App 45.9, scheduled for release in September 2025, will be the last version supporting iOS 16, iPadOS 16, visionOS 1.0, and watchOS 9.0. Starting with Webex App 45.10 (October 2025 release), these operating systems wont't be supported.
	  Starting October 7, 2025, Webex App 45.10 and later versions will support the following operating systems:
	  ▪ iOS 17 and iPadOS 17 (and newer versions)
	  ▪ visionOS 2.0 and watchOS 10 (and newer versions)
	  The supported devices for these operating systems include:

Claim	Cisco Accused Products
	• Android Smartphones ◦ We support the five latest major releases of Google's Android OS. We do not support any other versions of Android, like Android Go or Xiaomi HyperOS. Webex App will not be supported on Android 10 from April 2025 since Google announced end of life for security support for Android 10 in March 2023. Webex App 45.4 will be the last version supporting Android 10. Starting April 2026, Webex App will not be supported on Android 11. Webex version 46.4 will be the last version supporting Android 11. ◦ Minimum memory requirement: 4 GB of RAM • Web Last two major releases of one of these browsers: Google Chrome, Mozilla Firefox, Apple Safari, and Microsoft Edge on computers running Windows, Mac, or Linux. You can use the meetings and free calling (Call on Webex) features from Webex App for web using Firefox, Chrome, Safari, and Microsoft Edge only. • Chromebook The messaging, calling, and meetings features from Webex App for Android are supported. • Linux recommended minimum system requirements ◦ Core requirements: Intel Dual-Core CPU 2.XX GHz or AMD processor (4 GB of RAM minimum recommended) ◦ Display Protocols: x11 and Wayland. ◦ Desktop environment/Window Manager: GNOME/Mutter and KDE/KWin recommended. https://help.webex.com/en-us/article/fz1e4b/System-requirements-for-Webex-services

Claim	Cisco Accused Products
	Plaintiff may supplement these contentions pursuant to Section 3(a)(i) of the model Discovery Order once access to relevant source code is provided.
75.p A non-transitory computer readable medium embodying a computer program comprising instructions for providing a real-time communication session using one or more servers connected over the internet to a superblock application intended for use on a computing device, the instructions comprising:	The preamble of claim 1 is nonlimiting. Nonetheless, to the extent the preamble limits the claim, each Accused Product comprises a non-transitory computer readable medium embodying a computer program comprising instructions for providing a real-time communication session using one or more servers connected over the internet to a superblock application intended for use on a computing device, the instructions comprising the elements of claim 75. A computing device of a user (e.g., a mobile phone, tablet, or computer) includes a memory (i.e., a non-transitory computer readable medium) for storing the Webex program application. Webex is a computer program including a superblock application and a function block compiled therein from various instructions enabled by and/or invoking Webex SDK APIs and libraries, e.g., instructions and libraries of a Software Development Kit ("SDK"). Webex includes instructions for providing an A/V call session (i.e., a real-time communication session) using one or more servers connected over the internet (e.g., a Cisco server (or other server)) to the superblock application. The Webex application is stored within the memory of and runs on a mobile device.  https://apps.apple.com/us/app/webex/id833967564 As shown below "Webex Meetings [SDK] offers integrated audio, video…"

Claim	Cisco Accused Products
	Webex Meetings Webex Meetings offers integrated audio, video, and content sharing with highly secure web meetings from the cloud. The Webex Meetings REST API allows developers to add basic Webex scheduling functionality to their custom applications or websites. You can: • Create and manage meetings • Add and manage meeting invitees • Get and update meeting preferences, options, and other details • Get, list, and delete recordings For example, Webex (the superblock application), comprises various instructions enabled by and/or invoking Webex APIs and libraries, e.g., instructions and libraries of a Software Development Kit ("SDK"), receives a request for an audio/video (A/V) call from a superblock application of Webex, for example, when the Webex SDK creates, connects to or joins a video chat call in the form of a meeting.

	webex for Developers Home Access the API Webex Meetings Overview Guides API Behavior Changes REST API Basics API REFERENCE All APIs Meeting Chats Meeting Closed Captions Meeting Invitees Meeting Messages Meeting Participants Meeting Polls Meeting Preferences Meeting Q and A Meeting Qualities Meeting Transcripts Meetings Meetings Summary Report People Recording Report Recordings Session Types Site

Claim	Cisco Accused Products
	See generally https://developer.webex.com/meeting/docs/getting-started As shown below "Webex Meetings [SDK] offers integrated audio, video…" **Webex Meetings** Webex Meetings offers integrated audio, video, and content sharing with highly secure web meetings from the cloud. The Webex Meetings REST API allows developers to add basic Webex scheduling functionality to their custom applications or websites. You can: • Create and manage meetings • Add and manage meeting invitees • Get and update meeting preferences, options, and other details • Get, list, and delete recordings https://developer.webex.com/meeting/docs/meetings Plaintiff may supplement these contentions pursuant to Section 3(a)(i) of the model Discovery Order once access to relevant source code is provided.
75a. the superblock application adapted to interact with a function block through one or more application programming interface (API) calls in order to access the real-time communication	Each Accused Product comprises a non-transitory computer readable medium embodying a computer program comprising instructions for providing a real-time communication session using one or more servers connected over the internet to a superblock application intended for use on a computing device, the instructions comprising the superblock application adapted to interact with a function block through one or more application programming interface (API) calls in order to access the real-time communication session provided by the function block. The superblock application of Webex is adapted to interact with the Webex SDK function block via one or more application programming interface (API) calls, such as, for example, instructions to one or more Representational State Transfer (REST) APIs or an SDK API (and associated instruction set)

Claim	Cisco Accused Products
session provided by the function block; and	associated with A/V calls. The API calls allow access to the A/V call session (i.e., the real-time communication session) provided by the Webex SDK function block of Webex. *See* support for claim 1. Plaintiff may supplement these contentions pursuant to Section 3(a)(i) of the model Discovery Order once access to relevant source code is provided.
75b. the function block compiled into the superblock application, wherein the function block is adapted to be compiled with the superblock application and is adapted to interact with the one or more servers connected over the internet to provide the real-time communication session within the superblock application.	Each Accused Product comprises a non-transitory computer readable medium embodying a computer program comprising instructions for providing a real-time communication session using one or more servers connected over the internet to a superblock application intended for use on a computing device, the instructions comprising the function block compiled into the superblock application, wherein the function block is adapted to be compiled with the superblock application and is adapted to interact with the one or more servers connected over the internet to provide the real-time communication session within the superblock application. For example, the Webex SDK function block is compiled within the Webex application as shown in 75.p. The Webex SDK function block is adapted to interact with the one or more servers connected over the internet (e.g., a Cisco server (or other server)) to provide the A/V call service (i.e., the real-time communication session) within the superblock application. *See* support for claim 1. Plaintiff may supplement these contentions pursuant to Section 3(a)(i) of the model Discovery Order once access to relevant source code is provided.