Exhibit C1

MEDTRONIC EXHIBIT 1068

EXHIBIT C1 - U.S. PATENT 10,016,284
Infringement Claim Chart

U.S. Patent 10,016,284		Medtronic Infringing Activity[1]
Row	**Claim 1**	
1A	An expandable interbody device comprising: a first housing extending from a first end to a second end, wherein the first housing has first and second end portions positioned at the first and second ends, respectively, and has first and second side portions extending between the first and second end portions,	To the extent the preamble is limiting, the ’284A Accused Instrumentalities include an expandable interbody device. The ’284A Accused Instrumentalities include a first housing extending from a first end to a second end, wherein the first housing has first and second end portions positioned at the first and second ends, respectively, and has first and second side portions extending between the first and second end portions. For example, Medtronic promotional material identifies the Elevate™ Spinal System as an “Expandable Interbody Device.” 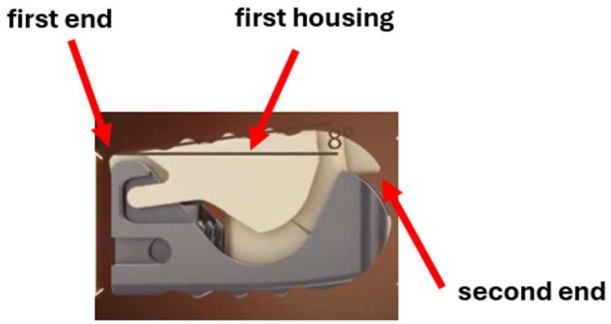

[1] These allegations are exemplary and Moskowitz Family LLC reserves the right to supplement them as the case progresses.

U.S. Patent 10,016,284		Medtronic Infringing Activity[1]
		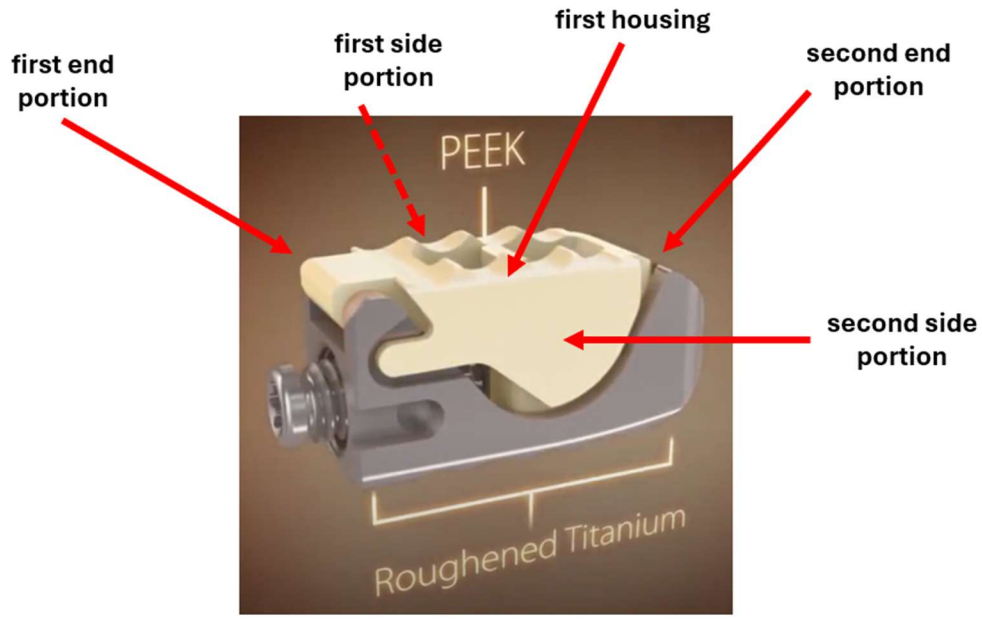 Exemplary Sources http://www.neurosurgeryresident.net/Op.%20Operative%20Techniques/00.%20Catalogs,%20Brochures,%20Manuals/Medtronic/Spine/Medtronic%20-%20ELEVATE%20(expandable%20cage).pdf https://www.youtube.com/watch?v=Jd81epSn7ho
1B	wherein the first housing has a first vertebral body engagement surface and has a first interior surface positioned on an opposite side of the first	The first housing has a first vertebral body engagement surface and has a first interior surface positioned on an opposite side of the first housing than the first vertebral body engagement surface.

U.S. Patent 10,016,284		Medtronic Infringing Activity[1]
	housing than the first vertebral body engagement surface;	For example, Medtronic promotional material describes the Elevate™ Spinal System as having "essential features" including "Teeth on the surface to reduce the likelihood of expulsion." 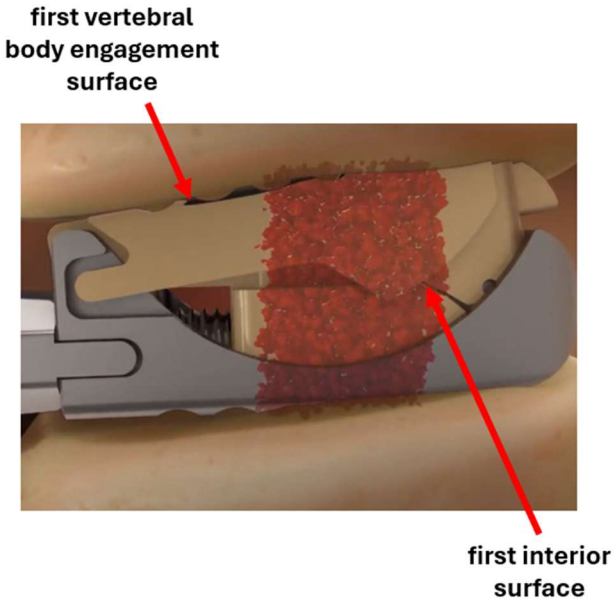 Exemplary Sources http://www.neurosurgeryresident.net/Op.%20Operative%20Techniques/00.%20Catalogs,%20Brochures,%20Manuals/Medtronic/Spine/Medtronic%20-%20ELEVATE%20(expandable%20cage).pdf https://www.youtube.com/watch?v=Jd81epSn7ho
1C	a second housing extending from a third end to a fourth end, wherein the second housing has	The '284A Accused Instrumentalities include a second housing extending from a third end to a fourth end, wherein the second housing has third and fourth end portions positioned at the third

U.S. Patent 10,016,284		Medtronic Infringing Activity[1]
	third and fourth end portions positioned at the third and fourth ends, respectively, and has third and fourth side portions extending between the third and fourth end portions,	and fourth ends, respectively, and has third and fourth side portions extending between the third and fourth end portions. 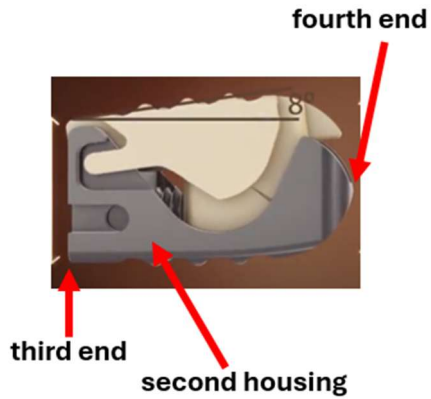 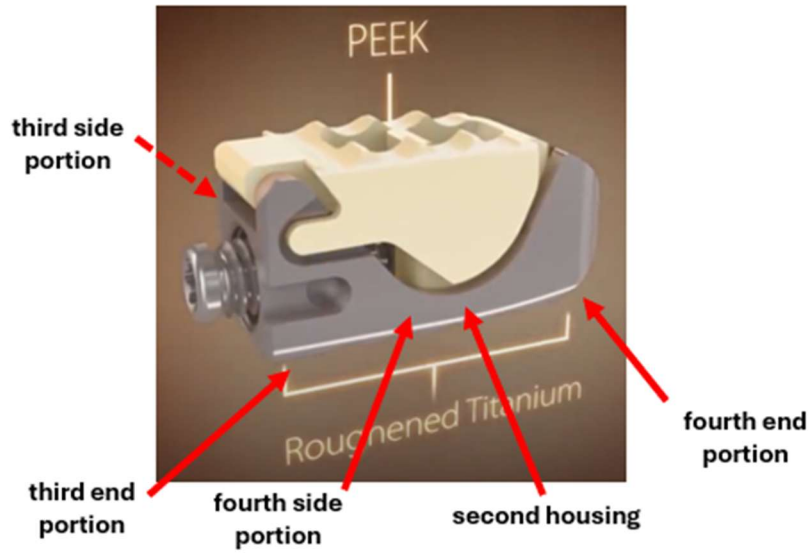 Exemplary Sources http://www.neurosurgeryresident.net/Op.%20Operative%20Techniques/00.%20Catalogs,%20Brochures,%20Manuals/Medtronic/Spine/Medtronic%20-%20ELEVATE%20(expandable%20cage).pdf https://www.youtube.com/watch?v=Jd81epSn7ho
1D	wherein the second housing has a second vertebral body engagement surface and has a second interior surface	The second housing has a second vertebral body engagement surface and has a second interior surface positioned on an opposite side of the second housing than the second vertebral body engagement surface.

U.S. Patent 10,016,284		Medtronic Infringing Activity[1]
	positioned on an opposite side of the second housing than the second vertebral body engagement surface,	For example, Medtronic promotional material describes the Elevate™ Spinal System as having "essential features" including "Teeth on the surface to reduce the likelihood of expulsion." 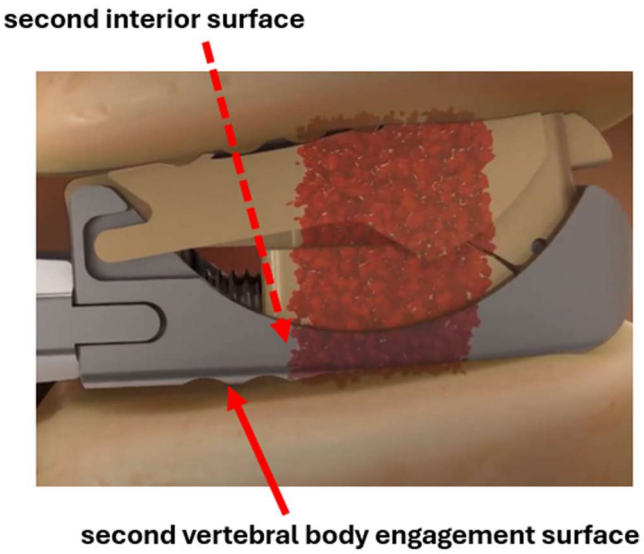 Exemplary Sources http://www.neurosurgeryresident.net/Op.%20Operative%20Techniques/00.%20Catalogs,%20Brochures,%20Manuals/Medtronic/Spine/Medtronic%20-%20ELEVATE%20(expandable%20cage).pdf https://www.youtube.com/watch?v=Jd81epSn7ho
1E	wherein the first housing is aligned with the second housing such that the first end of the	The first housing is aligned with the second housing such that the first end of the first housing is axially aligned with the third end of the second housing and the second end of the first housing is axially aligned with the fourth end of the second housing.

U.S. Patent 10,016,284		Medtronic Infringing Activity[1]
	first housing is axially aligned with the third end of the second housing and the second end of the first housing is axially aligned with the fourth end of the second housing,	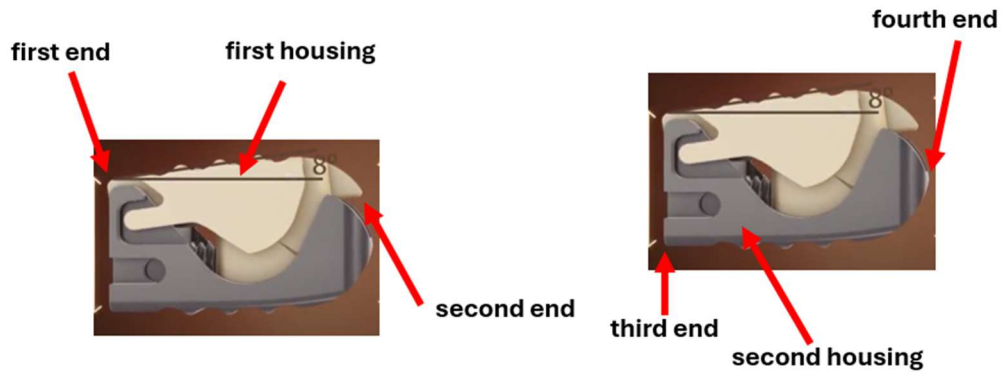  Exemplary Sources http://www.neurosurgeryresident.net/Op.%20Operative%20Techniques/00.%20Catalogs,%20Brochures,%20Manuals/Medtronic/Spine/Medtronic%20-%20ELEVATE%20(expandable%20cage).pdf https://www.youtube.com/watch?v=Jd81epSn7ho
1F	wherein the first end portion of the first housing is hingedly connected to the third end portion of the second housing such that the first housing can	The first end portion of the first housing is hingedly connected to the third end portion of the second housing such that the first housing can pivot with respect to the second housing so as to move the second end portion of the first housing away from the fourth end portion of the second housing.

U.S. Patent 10,016,284		Medtronic Infringing Activity[1]
	pivot with respect to the second housing so as to move the second end portion of the first housing away from the fourth end portion of the second housing,	For example, a Medtronic promotional video states that the Elevate Spinal System has "Up to 5mm of anterior expansion." 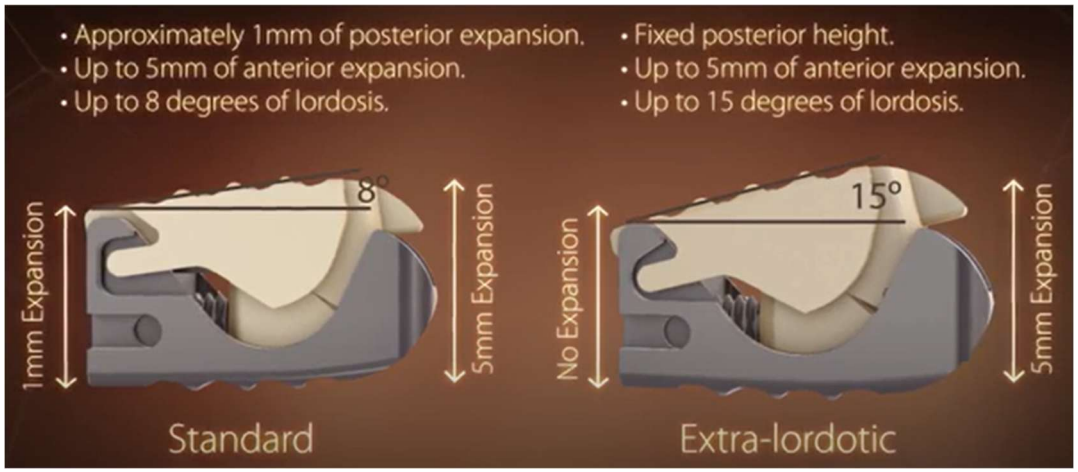 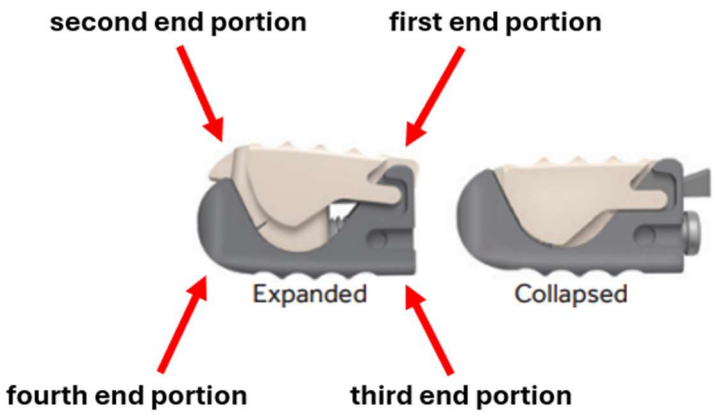 

U.S. Patent 10,016,284		Medtronic Infringing Activity[1]
		See also Rows 1A and 1C. Exemplary Sources http://www.neurosurgeryresident.net/Op.%20Operative%20Techniques/00.%20Catalogs,%20Brochures,%20Manuals/Medtronic/Spine/Medtronic%20-%20ELEVATE%20(expandable%20cage).pdf https://www.youtube.com/watch?v=Jd81epSn7ho
1G	wherein the second housing defines a slot in the fourth end portion between the third and fourth side portions that is sized to receive the second end portion of the first housing such that the second end of the first housing and the fourth end of the second housing are axially aligned;	The second housing defines a slot in the fourth end portion between the third and fourth side portions that is sized to receive the second end portion of the first housing such that the second end of the first housing and the fourth end of the second housing are axially aligned. For example, Medtronic promotional material states that the "PEEK nose is fully recessed within the Titanium Alloy bottom" in the collapsed position. 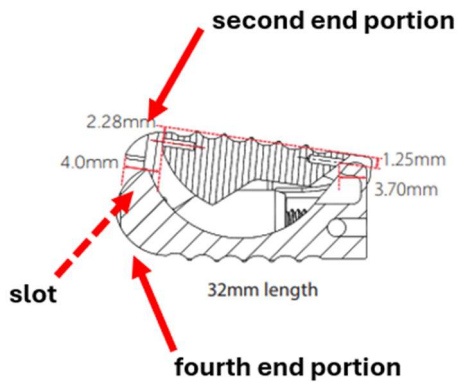 

U.S. Patent 10,016,284		Medtronic Infringing Activity[1]
		 Note Ensure the screw on the back of the implant is fully retracted and the PEEK nose is fully recessed within the Titanium Alloy bottom. ment. tip of the 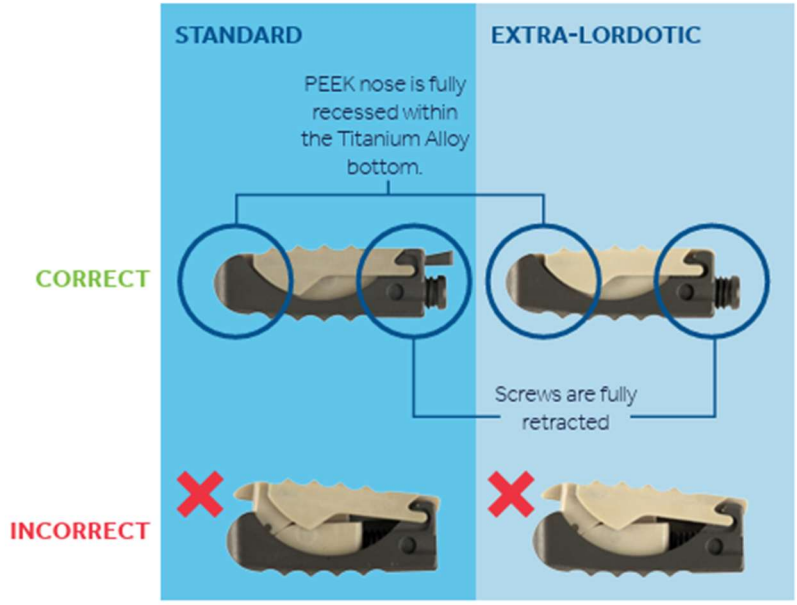 *See also* Rows 1A, 1C, and 1E.

U.S. Patent 10,016,284		Medtronic Infringing Activity[1]
		Exemplary Sources http://www.neurosurgeryresident.net/Op.%20Operative%20Techniques/00.%20Catalogs,%20Brochures,%20Manuals/Medtronic/Spine/Medtronic%20-%20ELEVATE%20(expandable%20cage).pdf https://www.youtube.com/watch?v=Jd81epSn7ho
1H	a wedge extending from a fifth end to a sixth end and having an angled wedge surface extending along at least a portion of a distance between the fifth end and the sixth end,	The ’284A Accused Instrumentalities include a wedge extending from a fifth end to a sixth end and having an angled wedge surface extending along at least a portion of a distance between the fifth end and the sixth end. 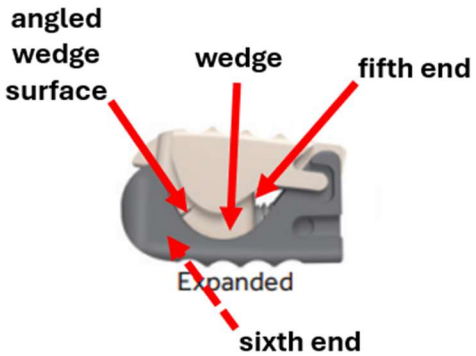 Exemplary Sources http://www.neurosurgeryresident.net/Op.%20Operative%20Techniques/00.%20Catalogs,%20Brochures,%20Manuals/Medtronic/Spine/Medtronic%20-%20ELEVATE%20(expandable%20cage).pdf https://www.youtube.com/watch?v=Jd81epSn7ho
1I	wherein the wedge is positioned between the first housing and the second housing with the	The wedge is positioned between the first housing and the second housing with the angled wedge surface facing the first interior surface of the first housing.

U.S. Patent 10,016,284		Medtronic Infringing Activity[1]
	angled wedge surface facing the first interior surface of the first housing,	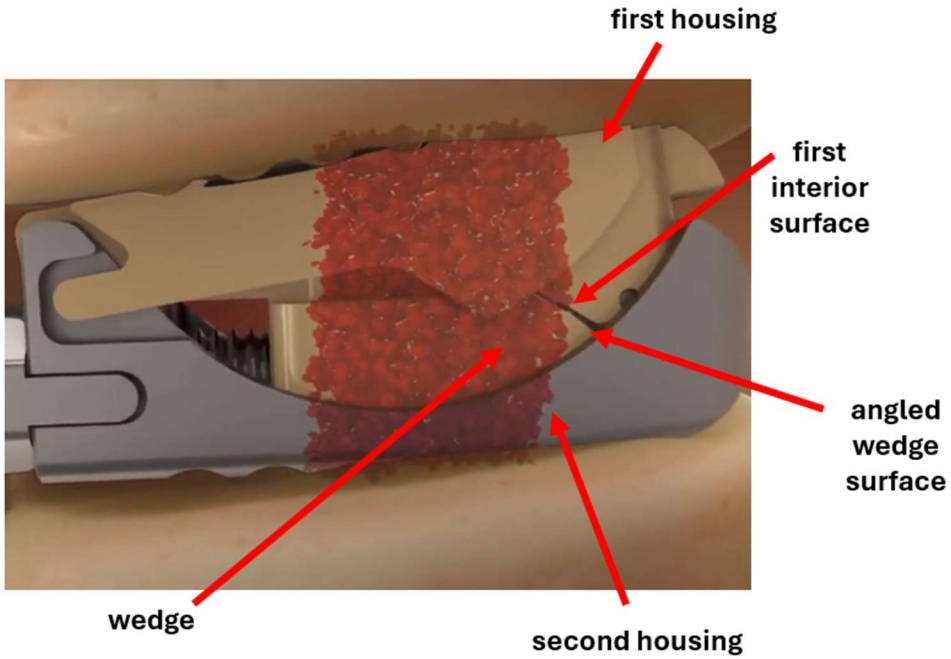 Exemplary Sources http://www.neurosurgeryresident.net/Op.%20Operative%20Techniques/00.%20Catalogs,%20Brochures,%20Manuals/Medtronic/Spine/Medtronic%20-%20ELEVATE%20(expandable%20cage).pdf https://www.youtube.com/watch?v=Jd81epSn7ho
1J	wherein the first interior surface of the first housing has an angled housing surface shaped to engage the angled wedge	The first interior surface of the first housing has an angled housing surface shaped to engage the angled wedge surface of the wedge, wherein a distance from the fifth end to the sixth end of the wedge is less than a distance from the first end to the second end of the first housing and is less than a distance from the third end to the fourth end of the second housing.

U.S. Patent 10,016,284		Medtronic Infringing Activity[1]
	surface of the wedge, wherein a distance from the fifth end to the sixth end of the wedge is less than a distance from the first end to the second end of the first housing and is less than a distance from the third end to the fourth end of the second housing,	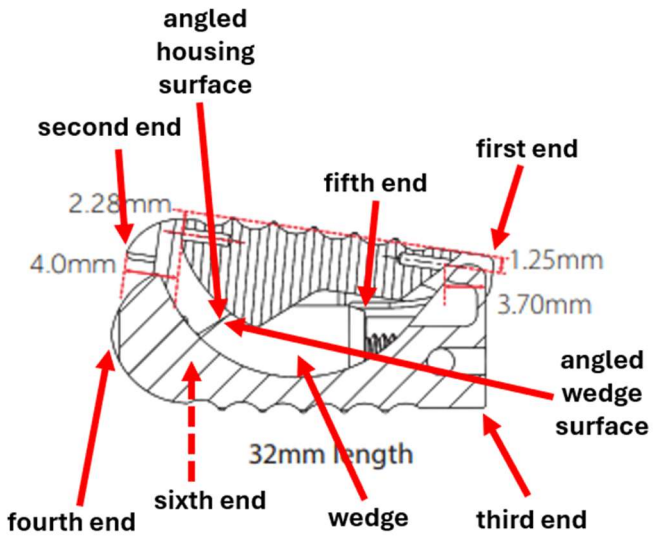 *See also* Rows 1A-1C, 1H. Exemplary Sources http://www.neurosurgeryresident.net/Op.%20Operative%20Techniques/00.%20Catalogs,%20Brochures,%20Manuals/Medtronic/Spine/Medtronic%20-%20ELEVATE%20(expandable%20cage).pdf https://www.youtube.com/watch?v=Jd81epSn7ho
1K	wherein the wedge is configured to slide within a spaced defined by the first and second housings in a direction	The wedge is configured to slide within a spaced defined by the first and second housings in a direction toward the second and fourth ends of the first and second housings from a first wedge position that allows the first and second housings to pivot to a housing position that is substantially closed to a second wedge position whereby the angled wedge surface presses

U.S. Patent 10,016,284		Medtronic Infringing Activity[1]
	toward the second and fourth ends of the first and second housings from a first wedge position that allows the first and second housings to pivot to a housing position that is substantially closed to a second wedge position whereby the angled wedge surface presses against the first interior surface of the first housing to hingedly open the first housing with respect to the second housing whereby the wedge remains axially confined within the space defined by the first and second housings in the first and second wedge positions; and	against the first interior surface of the first housing to hingedly open the first housing with respect to the second housing whereby the wedge remains axially confined within the space defined by the first and second housings in the first and second wedge positions. For example, a Medtronic promotional video states that the Elevate Spinal System has "Up to 5mm of anterior expansion." 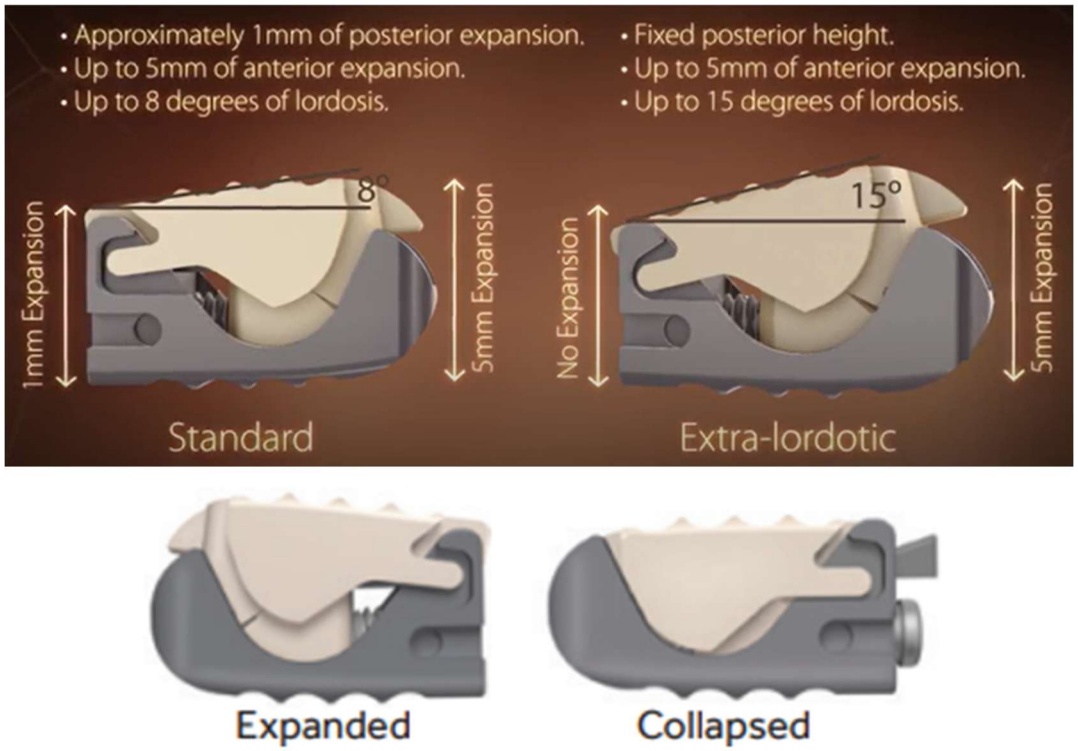

U.S. Patent 10,016,284		Medtronic Infringing Activity[1]
		 *See also* Rows 1A-1C, 1F, 1I-1J. <u>Exemplary Sources</u> http://www.neurosurgeryresident.net/Op.%20Operative%20Techniques/00.%20Catalogs,%20Brochures,%20Manuals/Medtronic/Spine/Medtronic%20-%20ELEVATE%20(expandable%20cage).pdf https://www.youtube.com/watch?v=Jd81epSn7ho
1L	a rotation screw operably connected to the wedge and to the second housing, wherein rotation of the rotation screw moves the wedge in an axially translating direction with respect to the first housing and the second housing within the space defined by the first and	The ’284A Accused Instrumentalities include a rotation screw operably connected to the wedge and to the second housing, wherein rotation of the rotation screw moves the wedge in an axially translating direction with respect to the first housing and the second housing within the space defined by the first and second housings from the first wedge position to the second wedge position. For example, Medtronic promotional material instructs users to “Ensure the screw on the back of the implant is fully retracted and the PEEK nose is fully recessed within the Titanium Alloy bottom” during insertion. This material further states “In order to expand the implant inside

U.S. Patent 10,016,284		Medtronic Infringing Activity[1]
	second housings from the first wedge position to the second wedge position.	the disc space, insert the Inserter Drive Shaft along with the attached Torque Handle inside the Inserter Assembly (Figure 6). Next, turn the Torque Handle clockwise to expand the implant (Figure 7)." 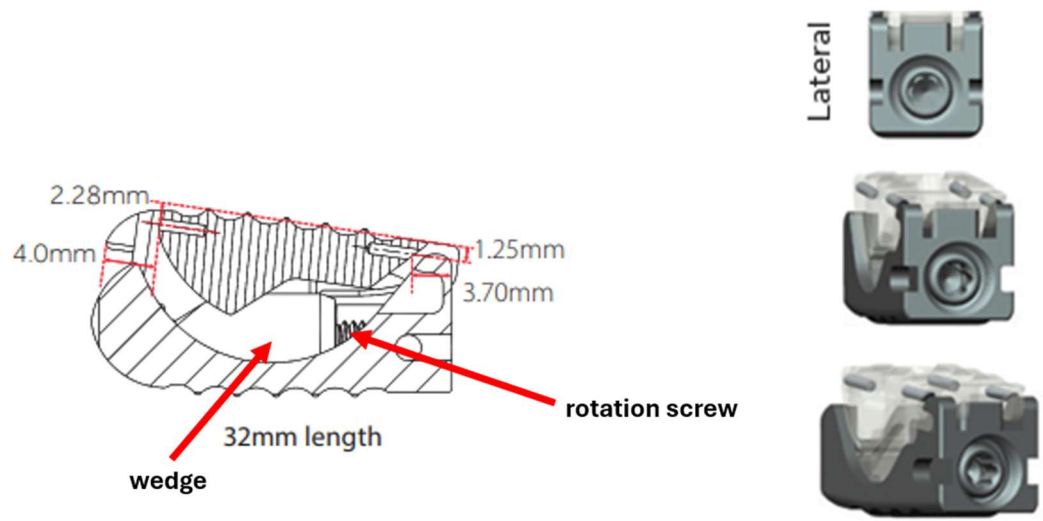

U.S. Patent 10,016,284		Medtronic Infringing Activity[1]
		Note Ensure the screw on the back of the implant is fully retracted and the PEEK nose is fully recessed within the Titanium Alloy bottom. ment. tip of the 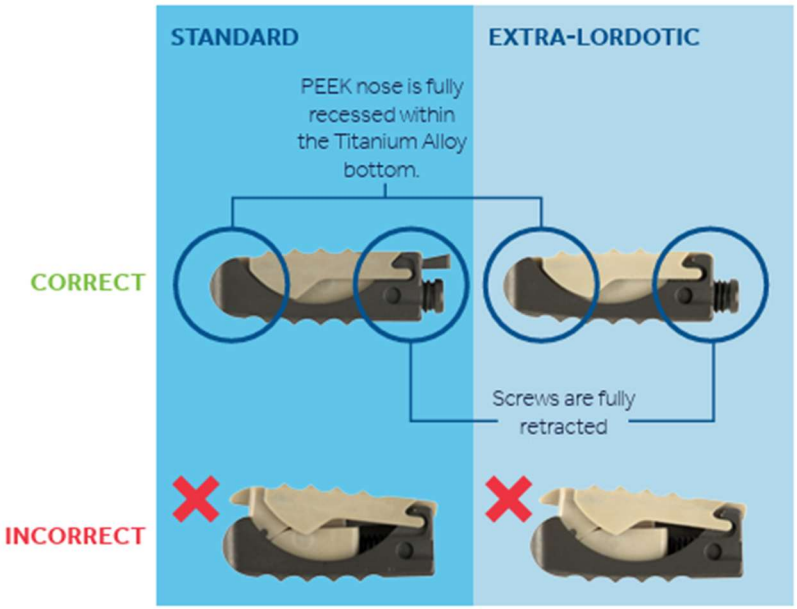

		Figure 6 Figure 7

U.S. Patent 10,016,284		Medtronic Infringing Activity[1]
		Exemplary Sources http://www.neurosurgeryresident.net/Op.%20Operative%20Techniques/00.%20Catalogs,%20Brochures,%20Manuals/Medtronic/Spine/Medtronic%20-%20ELEVATE%20(expandable%20cage).pdf https://www.youtube.com/watch?v=Jd81epSn7ho
Row	**Claim 2**	
2	The device of claim 1, wherein the first housing defines a first bone material receiving area between the first and second end portions and the first and second side portions, and wherein the second housing defines a second bone material receiving area between the third and fourth end portions and the third and fourth side portions.	The ’284A Accused Instrumentalities include the limitations of claim 1 as described above. The first housing defines a first bone material receiving area between the first and second end portions and the first and second side portions, and wherein the second housing defines a second bone material receiving area between the third and fourth end portions and the third and fourth side portions. For example, Medtronic promotional material describes the Elevate™ Spinal System as having “essential features” including “Continuous apposition of bone-graft-to-endplate during expansion” and an “Open volume design for appropriate bone graft material.” This material further states “This expandable interbody device is intended to be used with autograft and/or allogenic bone graft comprised of cancellous and/or corticocancellous bone. In addition to filling the implant, the disc space may be filled with appropriate bone grafting material” and “The hollow geometry of the implants allows them to be packed with autogenous and/or allogenic bone graft comprised of cancellous and/or corticocancellous bone.”

U.S. Patent 10,016,284		Medtronic Infringing Activity[1]
		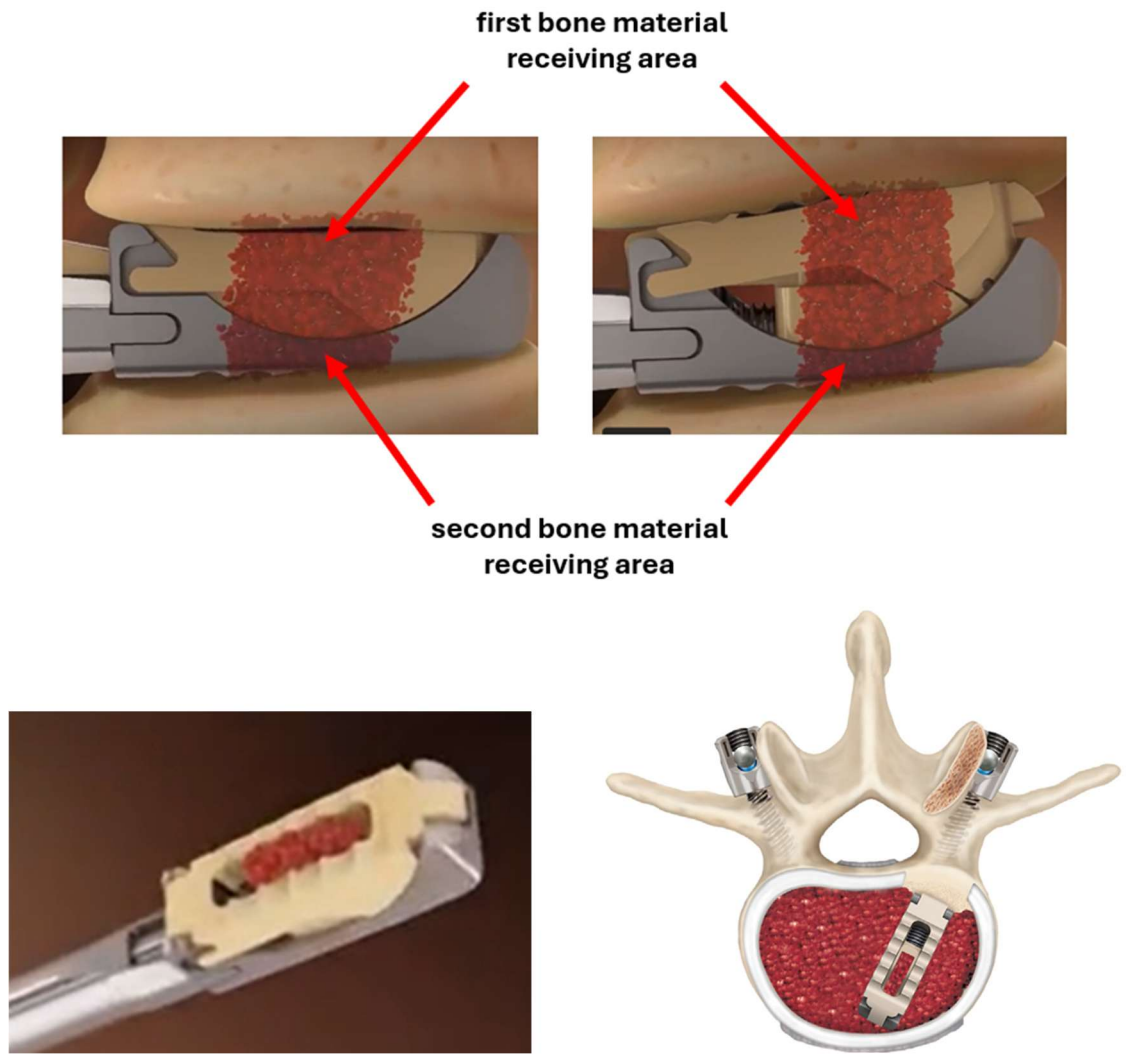

U.S. Patent 10,016,284		Medtronic Infringing Activity[1]
		See also Claim 1, Rows 1A and 1C. Exemplary Sources http://www.neurosurgeryresident.net/Op.%20Operative%20Techniques/00.%20Catalogs,%20Brochures,%20Manuals/Medtronic/Spine/Medtronic%20-%20ELEVATE%20(expandable%20cage).pdf https://www.youtube.com/watch?v=Jd81epSn7ho
Row	**Claim 4**	
4	The device of claim 1, and further comprising means for mating with prongs of a tool.	The ’284A Accused Instrumentalities include the limitations of claim 1 as described above. The ’284A Accused Instrumentalities include means for mating with prongs of a tool. For example, Medtronic promotional material for the Elevate™ Spinal System instructs the user to “Thread the Inner Locking Tube into the Inserter in order to assemble the Inserter Assembly (Figure 3). Next attach the implant to the Inserter by turning the Inner Locking Tube clockwise (Figure 4). It is recommended that the implant be attached to the Inserter so the PEEK portion of the implant with x-ray markers is superior during the insertion.”

U.S. Patent 10,016,284		Medtronic Infringing Activity[1]
		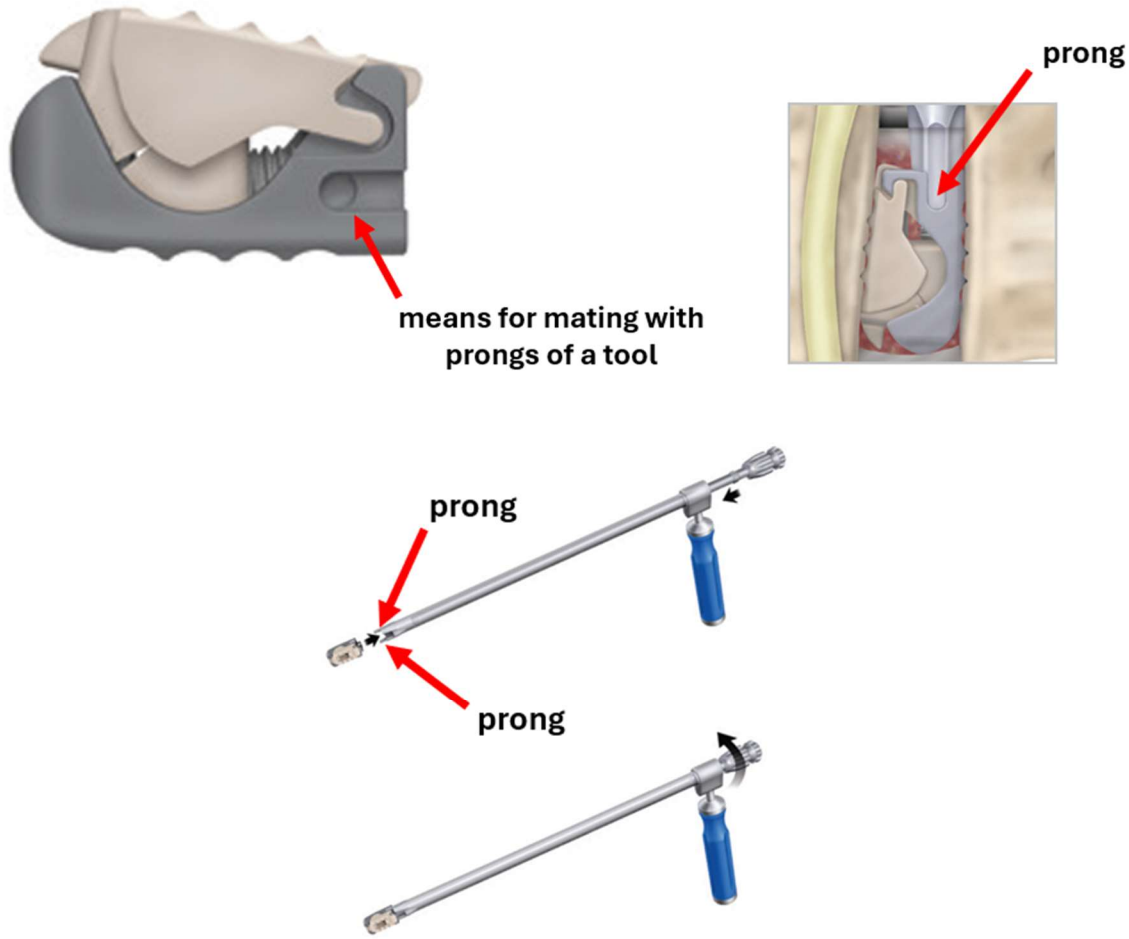 Figure 4 Attaching Implant

U.S. Patent 10,016,284		Medtronic Infringing Activity[1]
		Exemplary Sources http://www.neurosurgeryresident.net/Op.%20Operative%20Techniques/00.%20Catalogs,%20Brochures,%20Manuals/Medtronic/Spine/Medtronic%20-%20ELEVATE%20(expandable%20cage).pdf https://www.youtube.com/watch?v=Jd81epSn7ho
Row	**Claim 7**	
7	The device of claim 1, wherein the third and fourth side portions define first and second indentations configured to be grabbed by an insertion tool.	The ’284A Accused Instrumentalities include the limitations of claim 1 as described above. The third and fourth side portions define first and second indentations configured to be grabbed by an insertion tool.  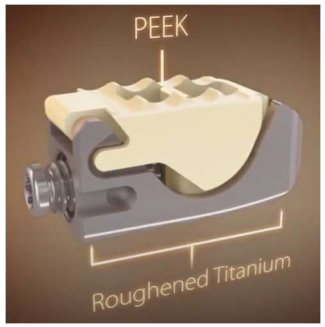 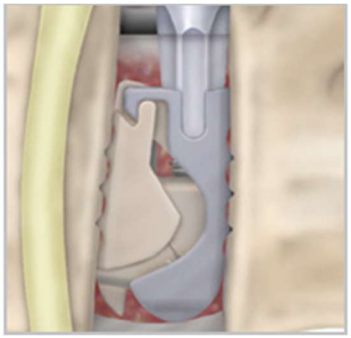

U.S. Patent 10,016,284		Medtronic Infringing Activity[1]
		 Figure 4 Attaching Implant Exemplary Sources http://www.neurosurgeryresident.net/Op.%20Operative%20Techniques/00.%20Catalogs,%20Brochures,%20Manuals/Medtronic/Spine/Medtronic%20-%20ELEVATE%20(expandable%20cage).pdf https://www.youtube.com/watch?v=Jd81epSn7ho

U.S. Patent 10,016,284		Medtronic Infringing Activity[1]
Row	**Claim 8**	
8	A system comprising the device of claim 7, wherein the system further comprises: means for gripping and inserting the device.	The ’284A Accused Instrumentalities include the limitations of claim 7 as described above. The ’284A Accused Instrumentalities include a system that includes the device of claim 7. The system includes means for gripping and inserting the device. For example, Medtronic promotional material for the Elevate™ Spinal System instructs the user to “Thread the Inner Locking Tube into the Inserter in order to assemble the Inserter Assembly (Figure 3). Next attach the implant to the Inserter by turning the Inner Locking Tube clockwise (Figure 4). It is recommended that the implant be attached to the Inserter so the PEEK portion of the implant with x-ray markers is superior during the insertion. Carefully insert the implant into the disc space (Figure 5). A mallet may be used to facilitate placement. Advance the implant anteriorly so that the leading tip of the implant rests on the anterior apophyseal ring.”

U.S. Patent 10,016,284		Medtronic Infringing Activity[1]
		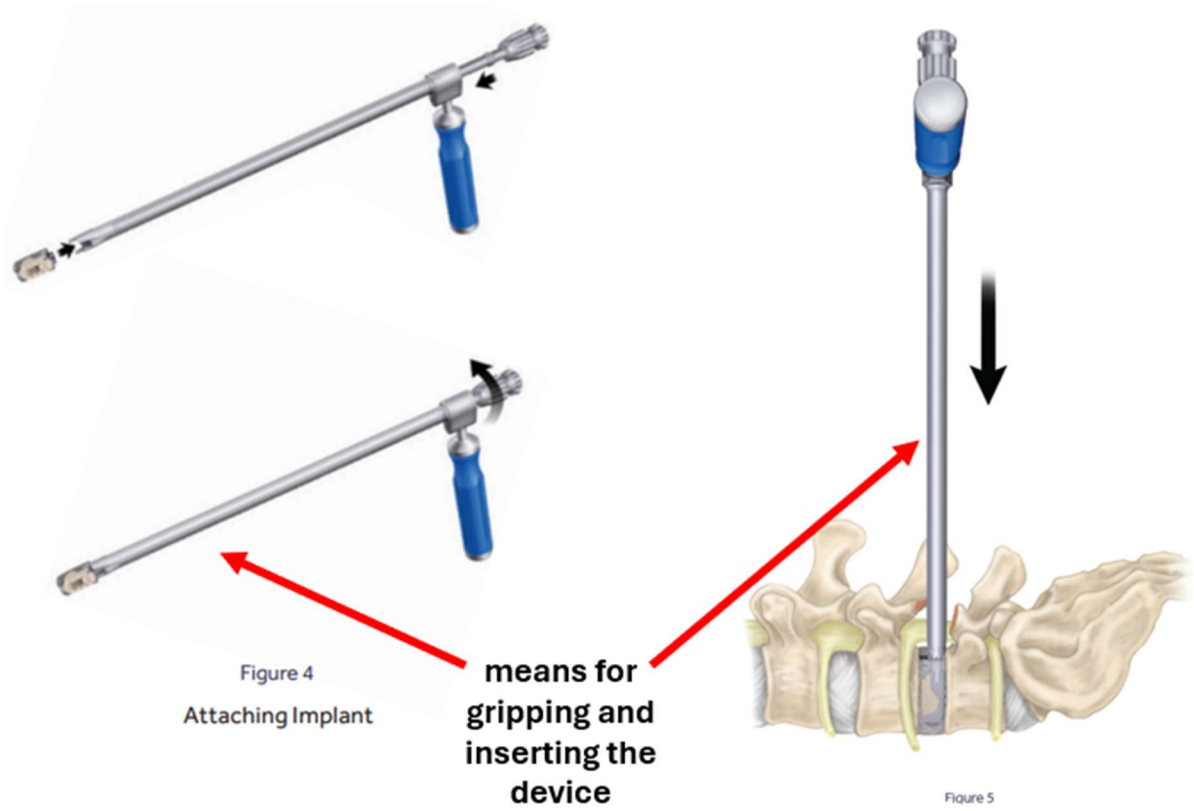 Exemplary Sources http://www.neurosurgeryresident.net/Op.%20Operative%20Techniques/00.%20Catalogs,%20Brochures,%20Manuals/Medtronic/Spine/Medtronic%20-%20ELEVATE%20(expandable%20cage).pdf https://www.youtube.com/watch?v=Jd81epSn7ho

U.S. Patent 10,016,284		Medtronic Infringing Activity[1]
Row	**Claim 9**	
9	The system of claim 8, and further comprising: means for turning the rotation screw.	The ’284A Accused Instrumentalities include the limitations of claim 8 as described above. The ’284A Accused Instrumentalities include means for turning the rotation screw. For example, Medtronic promotional material instructs users to “Ensure the screw on the back of the implant is fully retracted and the PEEK nose is fully recessed within the Titanium Alloy bottom” during insertion. This material further states “In order to expand the implant inside the disc space, insert the Inserter Drive Shaft along with the attached Torque Handle inside the Inserter Assembly (Figure 6). Next, turn the Torque Handle clockwise to expand the implant (Figure 7).”

U.S. Patent 10,016,284		Medtronic Infringing Activity[1]
		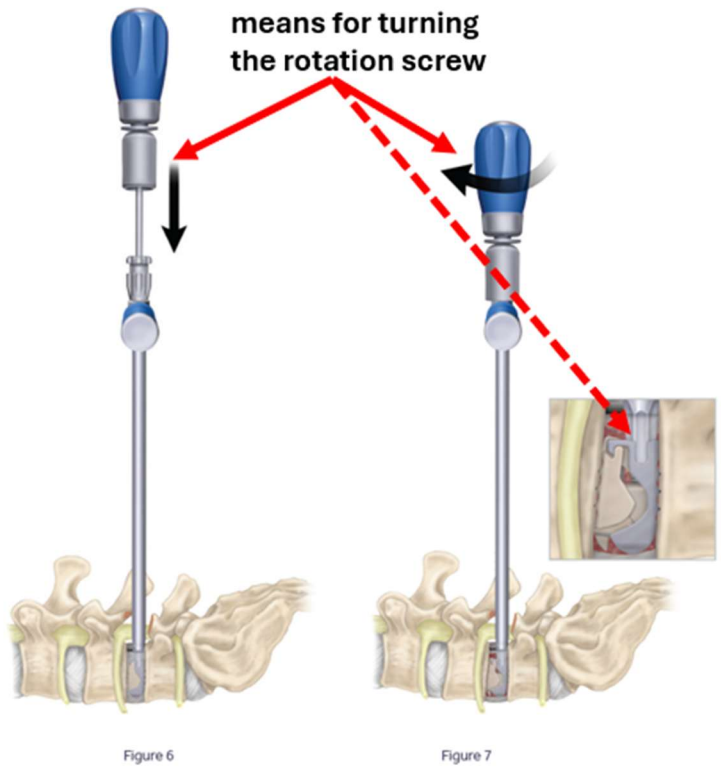

U.S. Patent 10,016,284		Medtronic Infringing Activity[1]
		Note Ensure the screw on the back of the implant is fully retracted and the PEEK nose is fully recessed within the Titanium Alloy bottom. ıt. of the 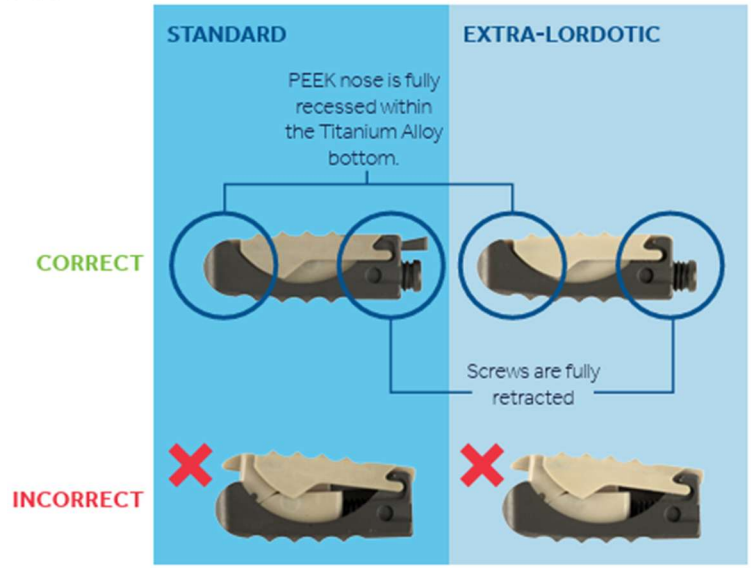 *See also* Claim 1, Row 1L. <u>Exemplary Sources</u> http://www.neurosurgeryresident.net/Op.%20Operative%20Techniques/00.%20Catalogs,%20Brochures,%20Manuals/Medtronic/Spine/Medtronic%20-%20ELEVATE%20(expandable%20cage).pdf https://www.youtube.com/watch?v=Jd81epSn7ho

U.S. Patent 10,016,284		Medtronic Infringing Activity[1]
Row	**Claim 10**	
10	The device of claim 1, and further comprising means for attaching the first housing to the second housing.	The ’284A Accused Instrumentalities include the limitations of claim 1 as described above. The ’284A Accused Instrumentalities include means for attaching the first housing to the second housing.  *See also* Claim 1, Rows 1A and 1C. <u>Exemplary Sources</u> http://www.neurosurgeryresident.net/Op.%20Operative%20Techniques/00.%20Catalogs,%20Brochures,%20Manuals/Medtronic/Spine/Medtronic%20-%20ELEVATE%20(expandable%20cage).pdf https://www.youtube.com/watch?v=Jd81epSn7ho
Row	**Claim 11**	
11	The device of claim 1, wherein the first housing has a thickness that varies between the first end and the second end such that the	The ’284A Accused Instrumentalities include the limitations of claim 1 as described above. The first housing has a thickness that varies between the first end and the second end such that the first interior surface has at least one curved portion and at least one straight portion.

U.S. Patent 10,016,284		Medtronic Infringing Activity[1]
	first interior surface has at least one curved portion and at least one straight portion.	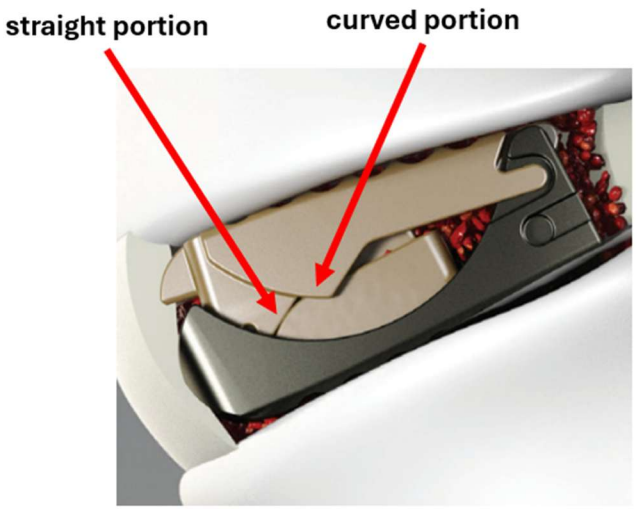 Exemplary Sources http://www.neurosurgeryresident.net/Op.%20Operative%20Techniques/00.%20Catalogs,%20Brochures,%20Manuals/Medtronic/Spine/Medtronic%20-%20ELEVATE%20(expandable%20cage).pdf https://www.youtube.com/watch?v=Jd81epSn7ho
Row	**Claim 12**	
12	The device of claim 1, wherein the wedge comprises substantially straight and parallel opposing side surfaces.	The ’284A Accused Instrumentalities include the limitations of claim 1 as described above. The wedge comprises substantially straight and parallel opposing side surfaces.

U.S. Patent 10,016,284		Medtronic Infringing Activity[1]
		 Exemplary Sources http://www.neurosurgeryresident.net/Op.%20Operative%20Techniques/00.%20Catalogs,%20Brochures,%20Manuals/Medtronic/Spine/Medtronic%20-%20ELEVATE%20(expandable%20cage).pdf https://www.youtube.com/watch?v=Jd81epSn7ho
Row	**Claim 13**	
13A	A method of operating the device of claim 1, the method comprising: inserting the device in a target surgical location between two vertebrae; and	The ’284A Accused Instrumentalities include the limitations of claim 1 as described above. The ’284A Accused Instrumentalities include a method of operating the device that includes inserting the device in a target surgical location between two vertebrae. For example, Medtronic promotional material for the Elevate™ Spinal System instructs the user to “Thread the Inner Locking Tube into the Inserter in order to assemble the Inserter Assembly (Figure 3). Next attach the implant to the Inserter by turning the Inner Locking

U.S. Patent 10,016,284		Medtronic Infringing Activity[1]
		Tube clockwise (Figure 4). It is recommended that the implant be attached to the Inserter so the PEEK portion of the implant with x-ray markers is superior during the insertion. Carefully insert the implant into the disc space (Figure 5). A mallet may be used to facilitate placement. Advance the implant anteriorly so that the leading tip of the implant rests on the anterior apophyseal ring." 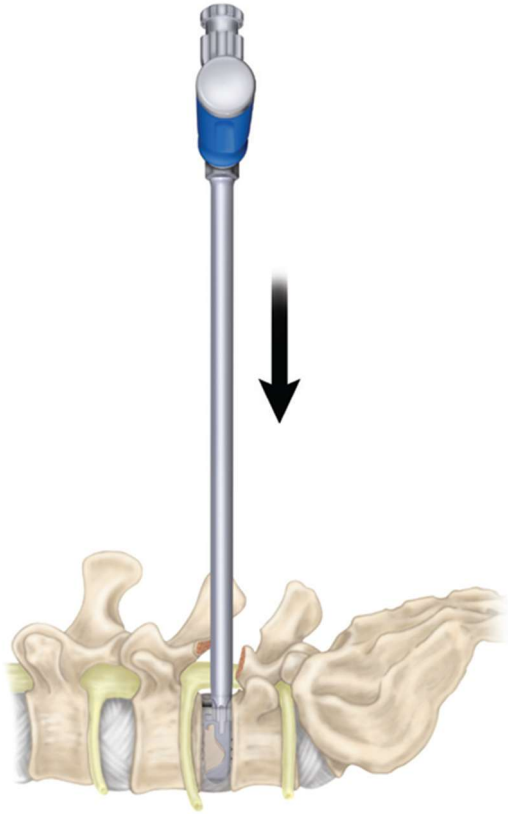 Figure 5

U.S. Patent 10,016,284		Medtronic Infringing Activity[1]
		Exemplary Sources http://www.neurosurgeryresident.net/Op.%20Operative%20Techniques/00.%20Catalogs,%20Brochures,%20Manuals/Medtronic/Spine/Medtronic%20-%20ELEVATE%20(expandable%20cage).pdf https://www.youtube.com/watch?v=Jd81epSn7ho
13B	turning the rotation screw to drive the wedge to pivot the first housing away from the second housing while the device is positioned between the vertebrae.	The method includes turning the rotation screw to drive the wedge to pivot the first housing away from the second housing while the device is positioned between the vertebrae. For example, Medtronic promotional material instructs users to "Ensure the screw on the back of the implant is fully retracted and the PEEK nose is fully recessed within the Titanium Alloy bottom" during insertion. This material further states "In order to expand the implant inside the disc space, insert the Inserter Drive Shaft along with the attached Torque Handle inside the Inserter Assembly (Figure 6). Next, turn the Torque Handle clockwise to expand the implant (Figure 7)."

U.S. Patent 10,016,284		Medtronic Infringing Activity[1]
		Note Ensure the screw on the back of the implant is fully retracted and the PEEK nose is fully recessed within the Titanium Alloy bottom. nt. of the 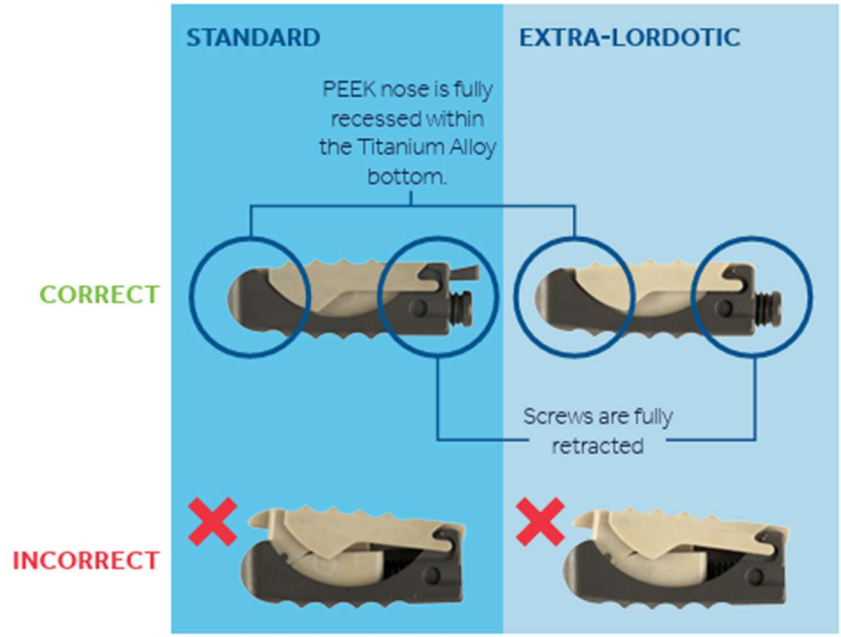

U.S. Patent 10,016,284		Medtronic Infringing Activity[1]
		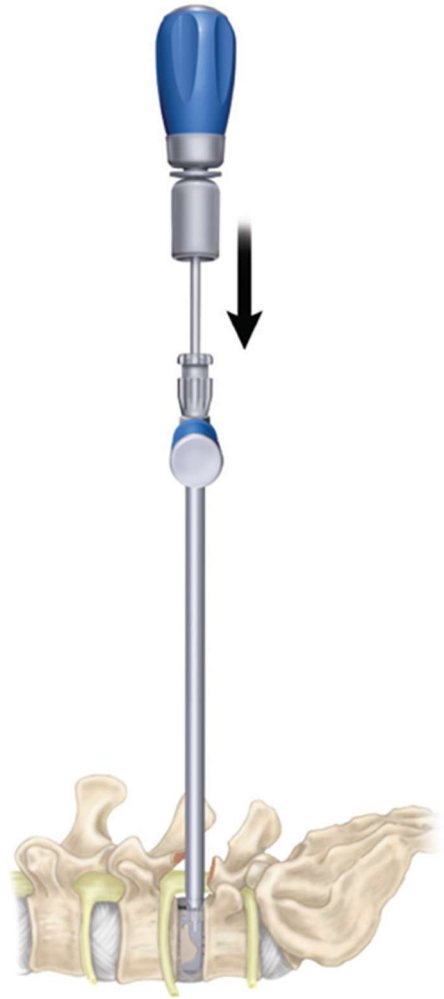 Figure 6 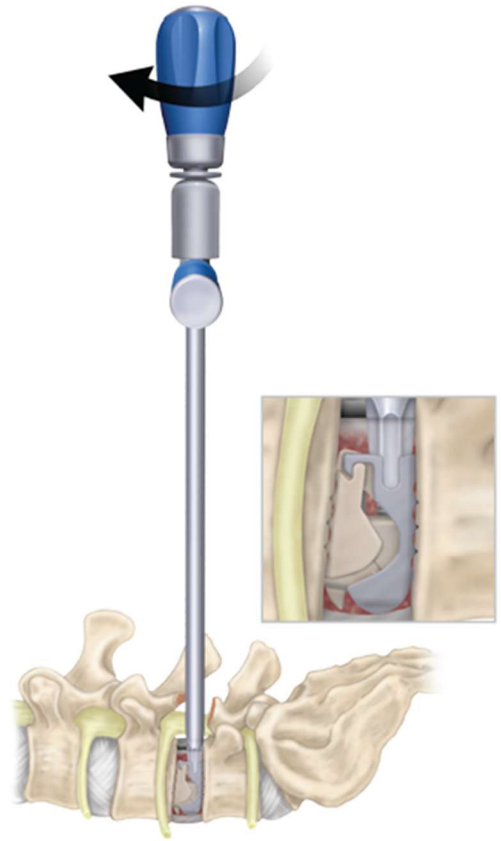 Figure 7

U.S. Patent 10,016,284		Medtronic Infringing Activity[1]
		Exemplary Sources http://www.neurosurgeryresident.net/Op.%20Operative%20Techniques/00.%20Catalogs,%20Brochures,%20Manuals/Medtronic/Spine/Medtronic%20-%20ELEVATE%20(expandable%20cage).pdf https://www.youtube.com/watch?v=Jd81epSn7ho
Row	**Claim 19**	
19A	An expandable interbody device comprising: a first housing extending from a first end to a second end, wherein the first housing has first and second end portions positioned at the first and second ends, respectively, and has first and second side portions extending between the first and second end portions,	To the extent the preamble is limiting, the ’284A Accused Instrumentalities include an expandable interbody device. The ’284A Accused Instrumentalities include a first housing extending from a first end to a second end, wherein the first housing has first and second end portions positioned at the first and second ends, respectively, and has first and second side portions extending between the first and second end portions. For example, Medtronic promotional material identifies the Elevate™ Spinal System as an “Expandable Interbody Device.” 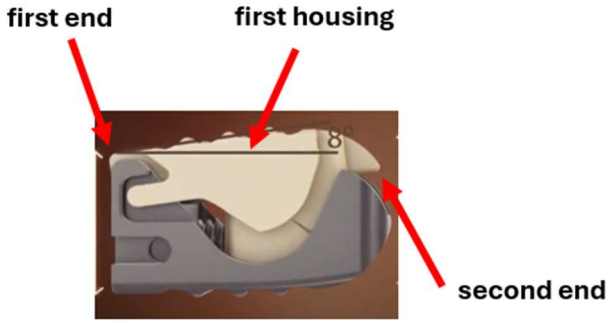

U.S. Patent 10,016,284		Medtronic Infringing Activity[1]
		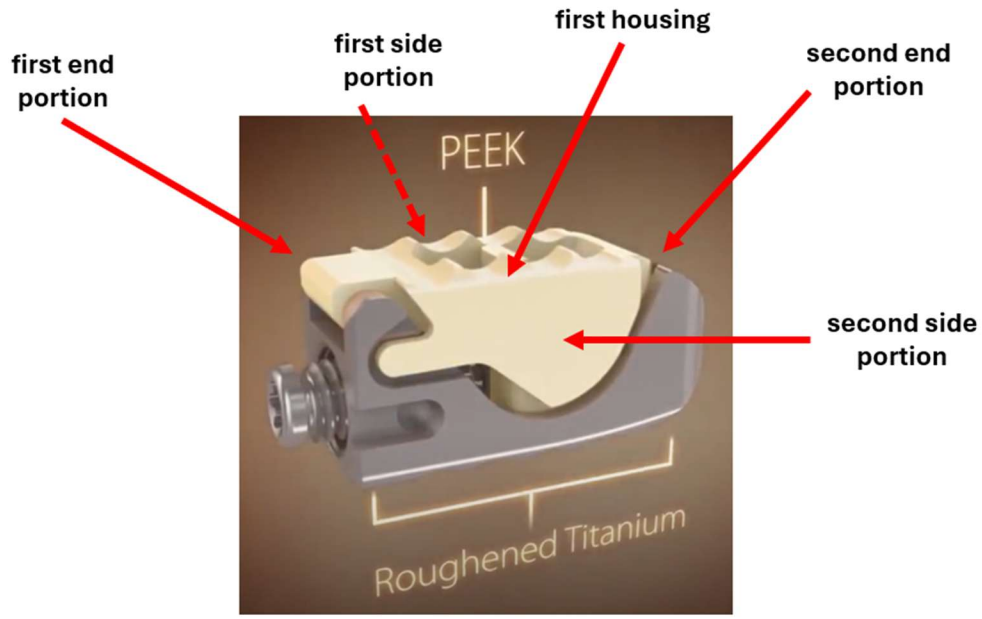 Exemplary Sources http://www.neurosurgeryresident.net/Op.%20Operative%20Techniques/00.%20Catalogs,%20Brochures,%20Manuals/Medtronic/Spine/Medtronic%20-%20ELEVATE%20(expandable%20cage).pdf https://www.youtube.com/watch?v=Jd81epSn7ho
19B	wherein the first housing has a first vertebral body engagement surface and has a first interior surface positioned on an opposite side of the first	The first housing has a first vertebral body engagement surface and has a first interior surface positioned on an opposite side of the first housing than the first vertebral body engagement surface.

U.S. Patent 10,016,284		Medtronic Infringing Activity[1]
	housing than the first vertebral body engagement surface,	For example, Medtronic promotional material describes the Elevate™ Spinal System as having "essential features" including "Teeth on the surface to reduce the likelihood of expulsion." 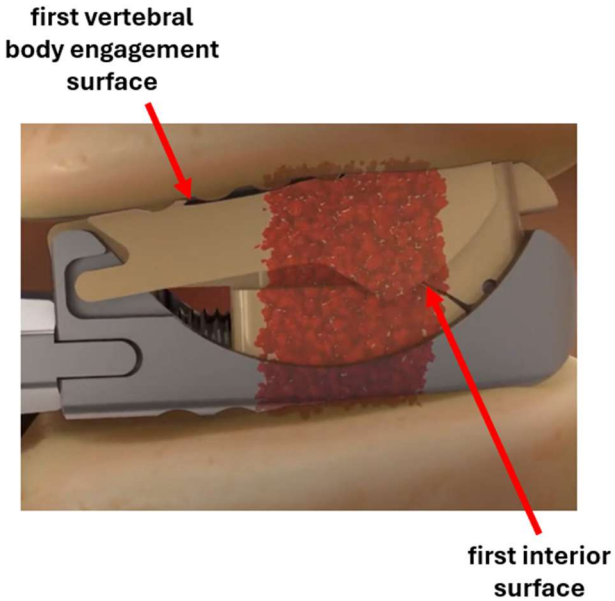 Exemplary Sources http://www.neurosurgeryresident.net/Op.%20Operative%20Techniques/00.%20Catalogs,%20Brochures,%20Manuals/Medtronic/Spine/Medtronic%20-%20ELEVATE%20(expandable%20cage).pdf https://www.youtube.com/watch?v=Jd81epSn7ho
19C	wherein the first housing defines a first bone material receiving area between the first	The first housing defines a first bone material receiving area between the first and second end portions and the first and second side portions.

U.S. Patent 10,016,284		Medtronic Infringing Activity[1]
	and second end portions and the first and second side portions;	For example, Medtronic promotional material describes the Elevate™ Spinal System as having "essential features" including "Continuous apposition of bone-graft-to-endplate during expansion" and an "Open volume design for appropriate bone graft material." This material further states "This expandable interbody device is intended to be used with autograft and/or allogenic bone graft comprised of cancellous and/or corticocancellous bone. In addition to filling the implant, the disc space may be filled with appropriate bone grafting material" and "The hollow geometry of the implants allows them to be packed with autogenous and/or allogenic bone graft comprised of cancellous and/or corticocancellous bone." 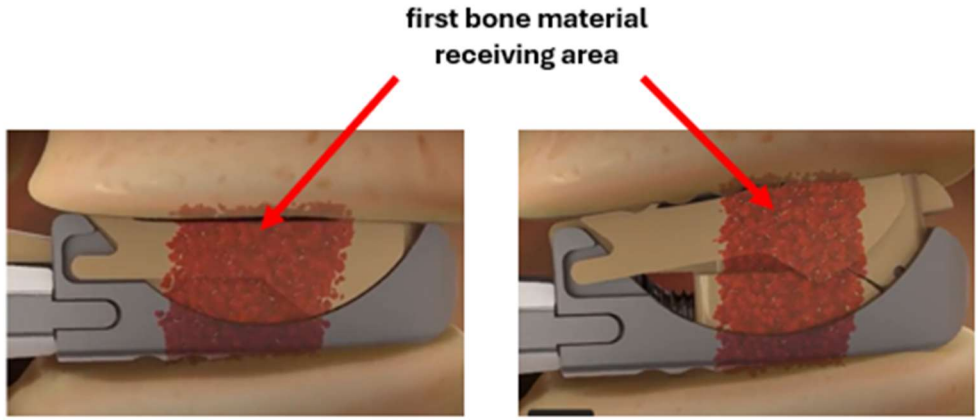

U.S. Patent 10,016,284		Medtronic Infringing Activity[1]
		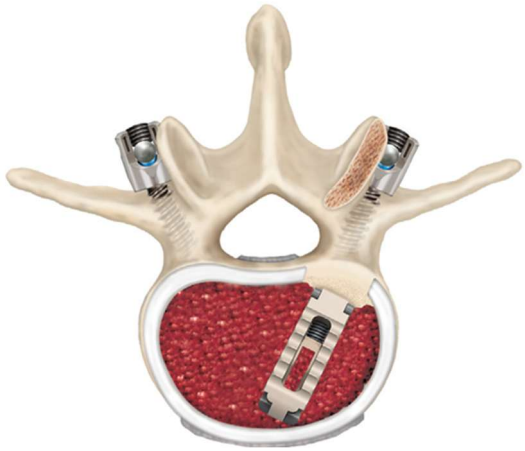 *See also* Row 19A. <u>Exemplary Sources</u> http://www.neurosurgeryresident.net/Op.%20Operative%20Techniques/00.%20Catalogs,%20Brochures,%20Manuals/Medtronic/Spine/Medtronic%20-%20ELEVATE%20(expandable%20cage).pdf https://www.youtube.com/watch?v=Jd81epSn7ho
19D	a second housing extending from a third end to a fourth end, wherein the second housing has third and fourth end portions positioned at the third and fourth ends, respectively, and has third and fourth side	The ’284A Accused Instrumentalities include a second housing extending from a third end to a fourth end, wherein the second housing has third and fourth end portions positioned at the third and fourth ends, respectively, and has third and fourth side portions extending between the third and fourth end portions.

U.S. Patent 10,016,284		Medtronic Infringing Activity[1]
	portions extending between the third and fourth end portions,	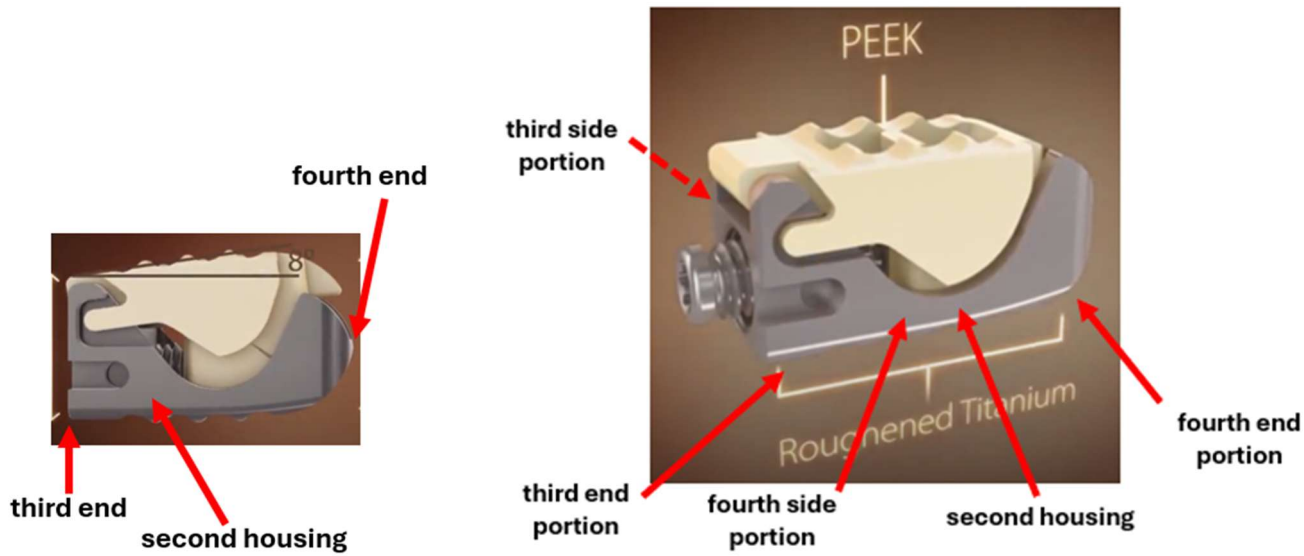 Exemplary Sources http://www.neurosurgeryresident.net/Op.%20Operative%20Techniques/00.%20Catalogs,%20Brochures,%20Manuals/Medtronic/Spine/Medtronic%20-%20ELEVATE%20(expandable%20cage).pdf https://www.youtube.com/watch?v=Jd81epSn7ho
19E	wherein the second housing has a second vertebral body engagement surface and has a second interior surface positioned on an opposite side of the second housing than the	The second housing has a second vertebral body engagement surface and has a second interior surface positioned on an opposite side of the second housing than the second vertebral body engagement surface. For example, Medtronic promotional material describes the Elevate™ Spinal System as having "essential features" including "Teeth on the surface to reduce the likelihood of expulsion."

U.S. Patent 10,016,284		Medtronic Infringing Activity[1]
	second vertebral body engagement surface,	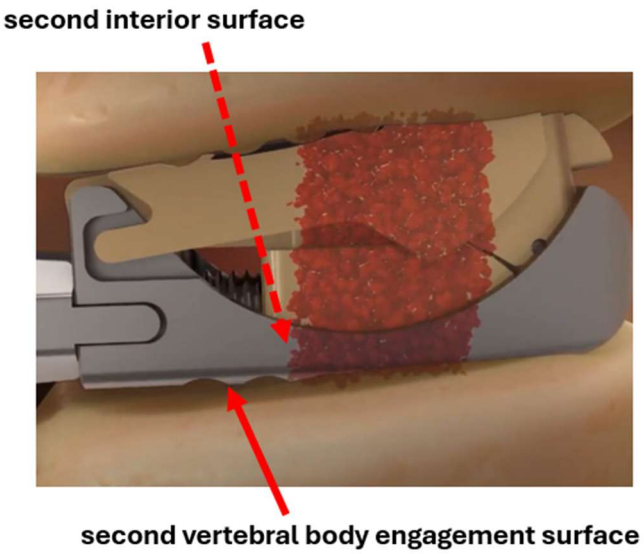 Exemplary Sources http://www.neurosurgeryresident.net/Op.%20Operative%20Techniques/00.%20Catalogs,%20Brochures,%20Manuals/Medtronic/Spine/Medtronic%20-%20ELEVATE%20(expandable%20cage).pdf https://www.youtube.com/watch?v=Jd81epSn7ho
19F	wherein the second housing defines a second bone material receiving area between the third and fourth end portions and the third and fourth side portions,	The second housing defines a second bone material receiving area between the third and fourth end portions and the third and fourth side portions. For example, Medtronic promotional material describes the Elevate™ Spinal System as having "essential features" including "Continuous apposition of bone-graft-to-endplate during

U.S. Patent 10,016,284		Medtronic Infringing Activity[1]
		expansion" and an "Open volume design for appropriate bone graft material." This material further states "This expandable interbody device is intended to be used with autograft and/or allogenic bone graft comprised of cancellous and/or corticocancellous bone. In addition to filling the implant, the disc space may be filled with appropriate bone grafting material" and "The hollow geometry of the implants allows them to be packed with autogenous and/or allogenic bone graft comprised of cancellous and/or corticocancellous bone." 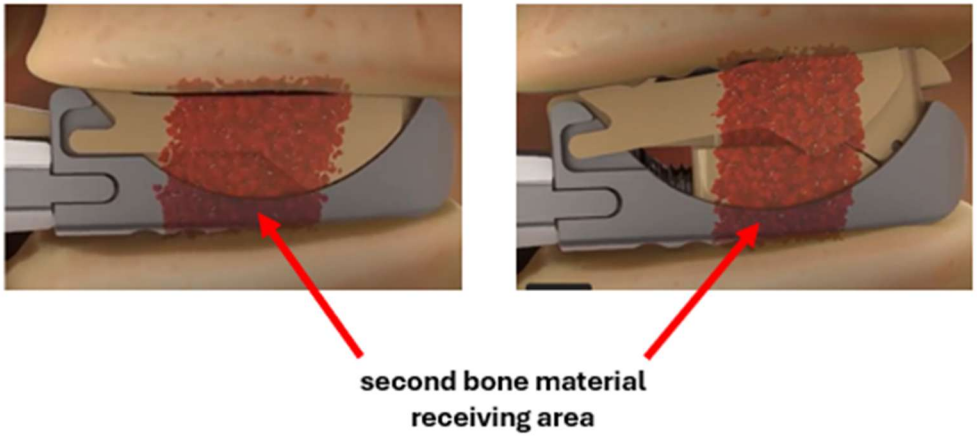

U.S. Patent 10,016,284		Medtronic Infringing Activity[1]
		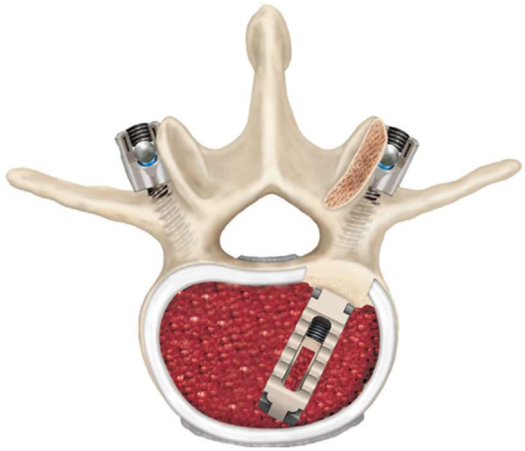 *See also* Row 19D. <u>Exemplary Sources</u> http://www.neurosurgeryresident.net/Op.%20Operative%20Techniques/00.%20Catalogs,%20Brochures,%20Manuals/Medtronic/Spine/Medtronic%20-%20ELEVATE%20(expandable%20cage).pdf https://www.youtube.com/watch?v=Jd81epSn7ho
19G	wherein the third and fourth side portions define first and second indentations configured to be grabbed by an insertion tool,	The third and fourth side portions define first and second indentations configured to be grabbed by an insertion tool.

U.S. Patent 10,016,284		Medtronic Infringing Activity[1]
		 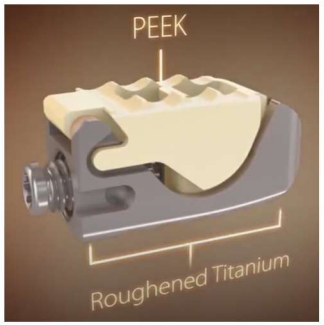 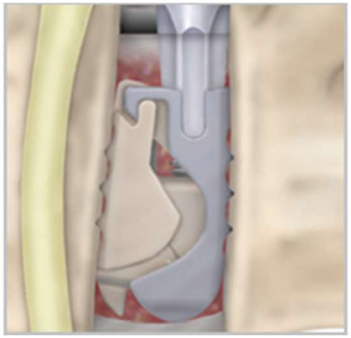 Figure 4 Attaching Implant

U.S. Patent 10,016,284		Medtronic Infringing Activity[1]
		Exemplary Sources http://www.neurosurgeryresident.net/Op.%20Operative%20Techniques/00.%20Catalogs,%20Brochures,%20Manuals/Medtronic/Spine/Medtronic%20-%20ELEVATE%20(expandable%20cage).pdf https://www.youtube.com/watch?v=Jd81epSn7ho
19H	wherein the first housing is aligned with the second housing such that the first end of the first housing is axially aligned with the third end of the second housing and the second end of the first housing is axially aligned with the fourth end of the second housing,	The first housing is aligned with the second housing such that the first end of the first housing is axially aligned with the third end of the second housing and the second end of the first housing is axially aligned with the fourth end of the second housing. 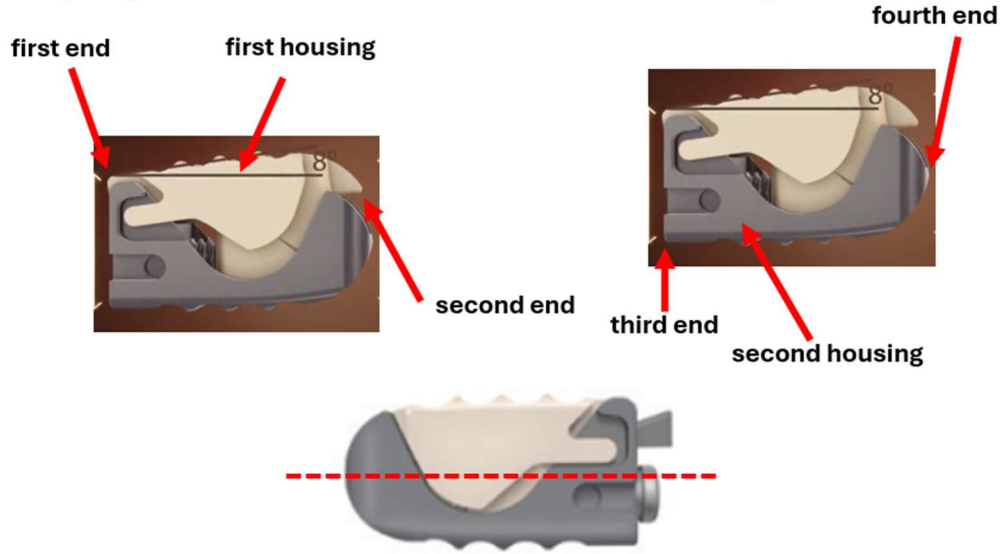 Exemplary Sources http://www.neurosurgeryresident.net/Op.%20Operative%20Techniques/00.%20Catalogs,%20Brochures,%20Manuals/Medtronic/Spine/Medtronic%20-%20ELEVATE%20(expandable%20cage).pdf https://www.youtube.com/watch?v=Jd81epSn7ho

U.S. Patent 10,016,284		Medtronic Infringing Activity[1]
19I	wherein the first end portion of the first housing is hingedly connected to the third end portion of the second housing such that the first housing can pivot with respect to the second housing so as to move the second end portion of the first housing away from the fourth end portion of the second housing,	The first end portion of the first housing is hingedly connected to the third end portion of the second housing such that the first housing can pivot with respect to the second housing so as to move the second end portion of the first housing away from the fourth end portion of the second housing. For example, a Medtronic promotional video states that the Elevate Spinal System has "Up to 5mm of anterior expansion." 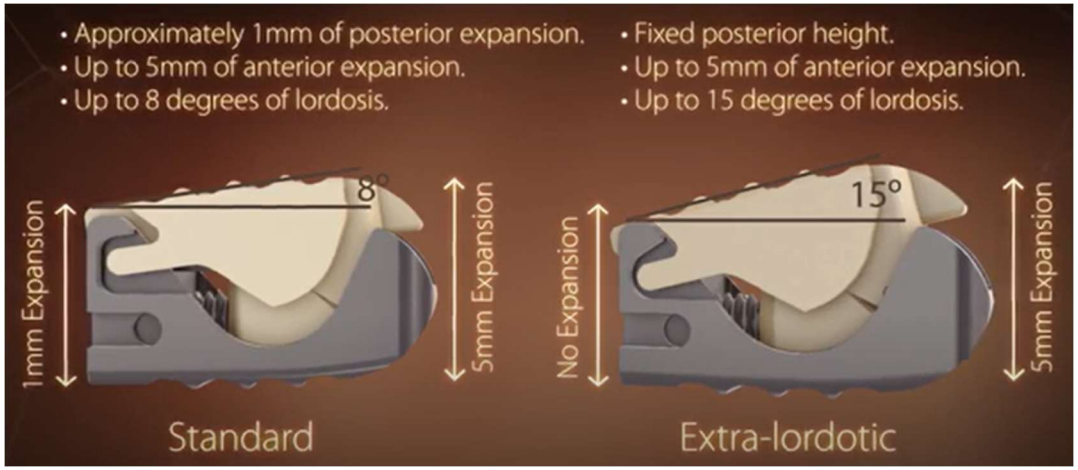

U.S. Patent 10,016,284		Medtronic Infringing Activity[1]
		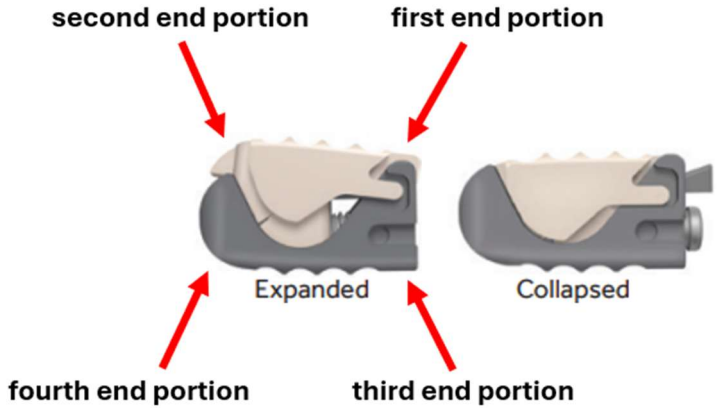 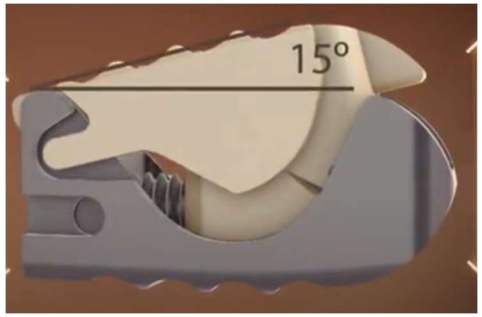 *See also* Rows 19A and 19C. Exemplary Sources http://www.neurosurgeryresident.net/Op.%20Operative%20Techniques/00.%20Catalogs,%20Brochures,%20Manuals/Medtronic/Spine/Medtronic%20-%20ELEVATE%20(expandable%20cage).pdf https://www.youtube.com/watch?v=Jd81epSn7ho
19J	wherein the second housing defines a slot in the fourth end portion between the third and fourth side portions that is sized to receive the second end portion of the first housing such that the second end of the first housing and the fourth end of	The second housing defines a slot in the fourth end portion between the third and fourth side portions that is sized to receive the second end portion of the first housing such that the second end of the first housing and the fourth end of the second housing are axially aligned. For example, Medtronic promotional material states that the "PEEK nose is fully recessed within the Titanium Alloy bottom" in the collapsed position.

U.S. Patent 10,016,284		Medtronic Infringing Activity[1]
	the second housing are axially aligned;	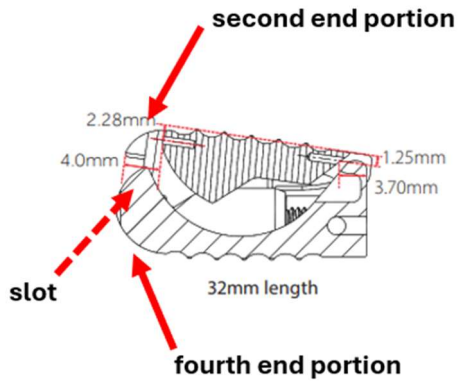  

U.S. Patent 10,016,284		Medtronic Infringing Activity[1]
		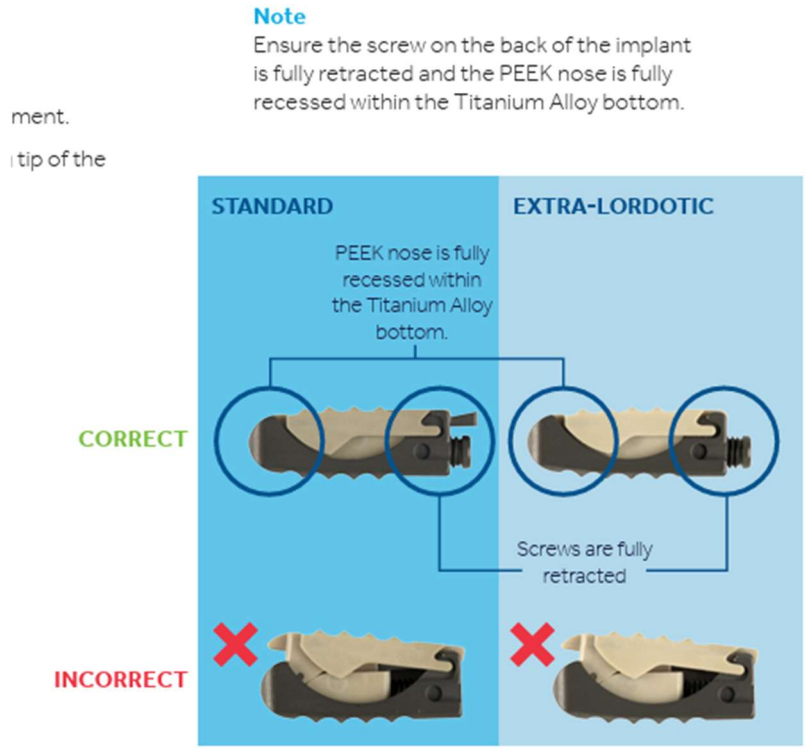 *See also* Rows 19A, 19D, and 19H. <u>Exemplary Sources</u> http://www.neurosurgeryresident.net/Op.%20Operative%20Techniques/00.%20Catalogs,%20Brochures,%20Manuals/Medtronic/Spine/Medtronic%20-%20ELEVATE%20(expandable%20cage).pdf https://www.youtube.com/watch?v=Jd81epSn7ho

U.S. Patent 10,016,284		Medtronic Infringing Activity[1]
19K	a wedge extending from a fifth end to a sixth end with an angled wedge surface extending along at least a portion of a distance between the fifth end and the sixth end and with first and second substantially straight and parallel opposing side surfaces,	The ’284A Accused Instrumentalities include a wedge extending from a fifth end to a sixth end with an angled wedge surface extending along at least a portion of a distance between the fifth end and the sixth end and with first and second substantially straight and parallel opposing side surfaces. 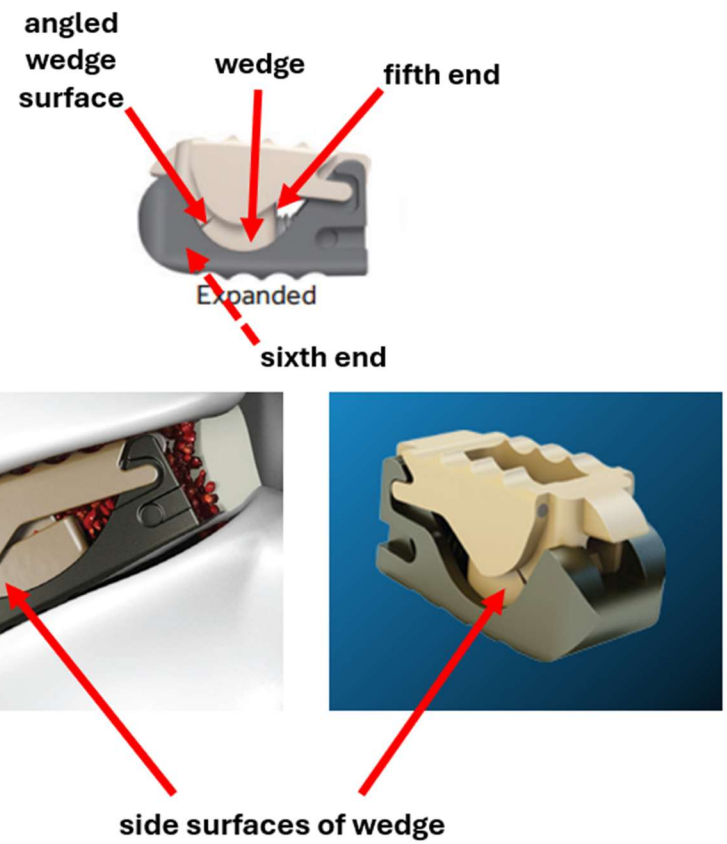

U.S. Patent 10,016,284		Medtronic Infringing Activity[1]
		Exemplary Sources http://www.neurosurgeryresident.net/Op.%20Operative%20Techniques/00.%20Catalogs,%20Brochures,%20Manuals/Medtronic/Spine/Medtronic%20-%20ELEVATE%20(expandable%20cage).pdf https://www.youtube.com/watch?v=Jd81epSn7ho
19L	wherein the wedge is positioned between the first housing and the second housing with the angled wedge surface facing the first interior surface of the first housing,	The wedge is positioned between the first housing and the second housing with the angled wedge surface facing the first interior surface of the first housing. 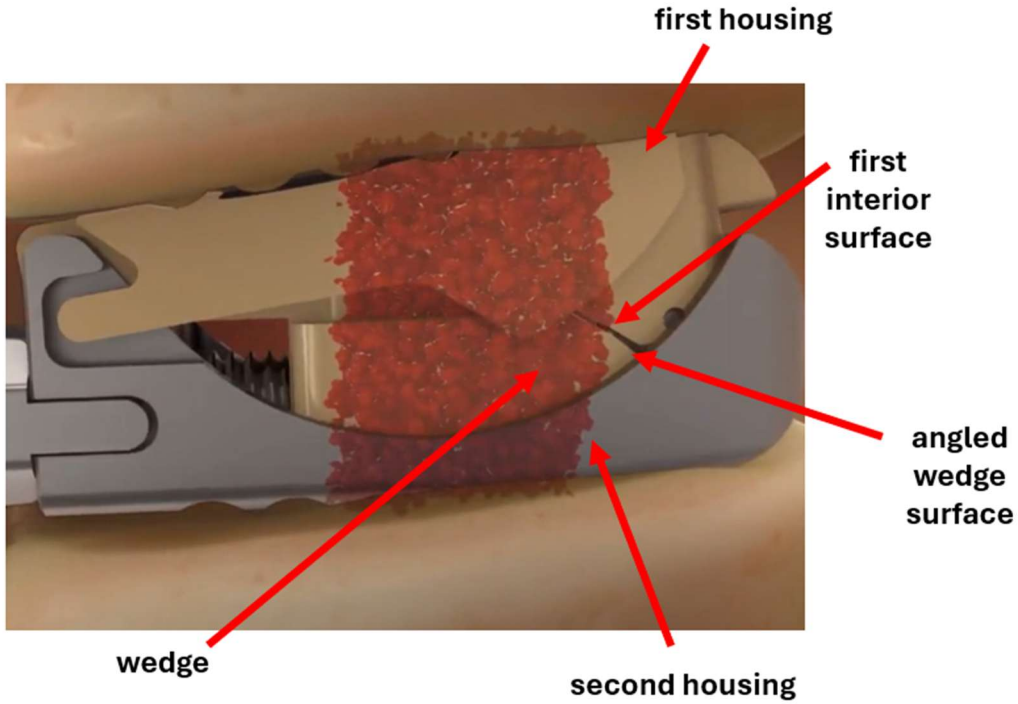

U.S. Patent 10,016,284		Medtronic Infringing Activity[1]
		Exemplary Sources http://www.neurosurgeryresident.net/Op.%20Operative%20Techniques/00.%20Catalogs,%20Brochures,%20Manuals/Medtronic/Spine/Medtronic%20-%20ELEVATE%20(expandable%20cage).pdf https://www.youtube.com/watch?v=Jd81epSn7ho
19M	wherein the first interior surface of the first housing has an angled housing surface shaped to engage the angled wedge surface of the wedge, wherein a distance from the fifth end to the sixth end of the wedge is less than a distance from the first end to the second end of the first housing and is less than a distance from the third end to the fourth end of the second housing,	The first interior surface of the first housing has an angled housing surface shaped to engage the angled wedge surface of the wedge, wherein a distance from the fifth end to the sixth end of the wedge is less than a distance from the first end to the second end of the first housing and is less than a distance from the third end to the fourth end of the second housing. 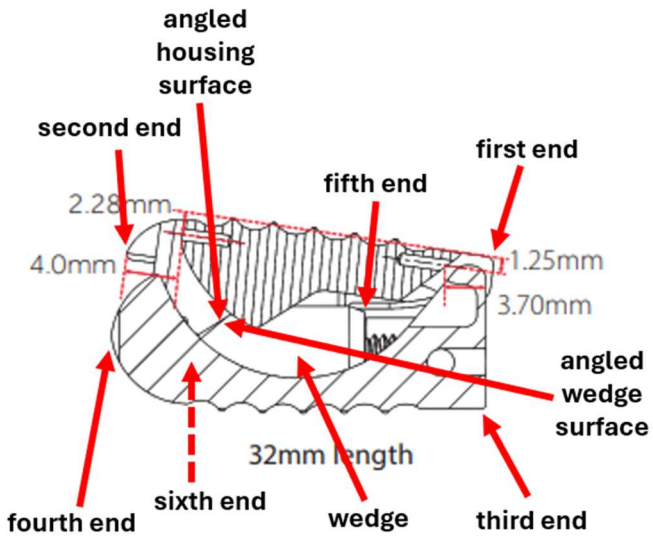 *See also* Rows 19A, 19B, 19D, 19K-19L.

U.S. Patent 10,016,284		Medtronic Infringing Activity[1]
		Exemplary Sources http://www.neurosurgeryresident.net/Op.%20Operative%20Techniques/00.%20Catalogs,%20Brochures,%20Manuals/Medtronic/Spine/Medtronic%20-%20ELEVATE%20(expandable%20cage).pdf https://www.youtube.com/watch?v=Jd81epSn7ho
19N	wherein the wedge is configured to slide within a spaced defined by the first and second housings in a direction toward the second and fourth ends of the first and second housings from a first wedge position that allows the first and second housings to pivot to a housing position that is substantially closed to a second wedge position whereby the angled wedge surface presses against the first interior surface of the first housing to hingedly open the first housing with respect to the second housing whereby the wedge remains axially confined within the space defined by the first and second housings in the first and second wedge positions; and	The wedge is configured to slide within a spaced defined by the first and second housings in a direction toward the second and fourth ends of the first and second housings from a first wedge position that allows the first and second housings to pivot to a housing position that is substantially closed to a second wedge position whereby the angled wedge surface presses against the first interior surface of the first housing to hingedly open the first housing with respect to the second housing whereby the wedge remains axially confined within the space defined by the first and second housings in the first and second wedge positions. For example, a Medtronic promotional video states that the Elevate Spinal System has "Up to 5mm of anterior expansion." 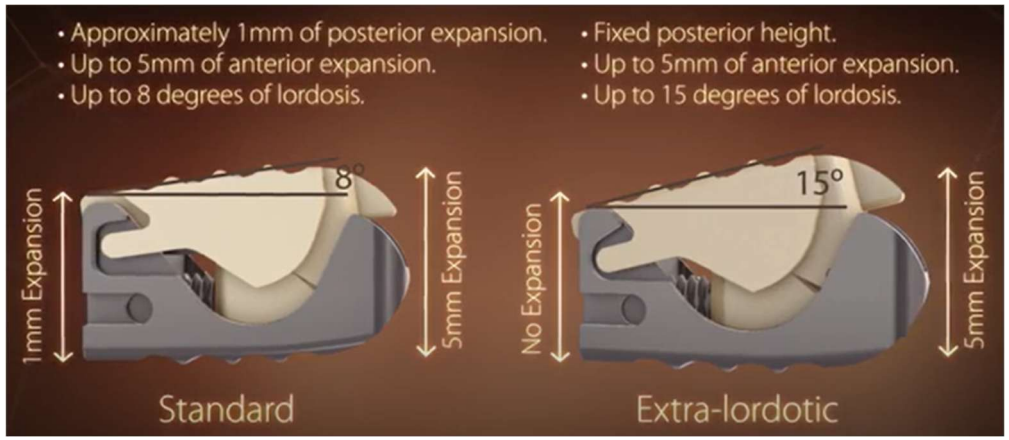

U.S. Patent 10,016,284		Medtronic Infringing Activity[1]
		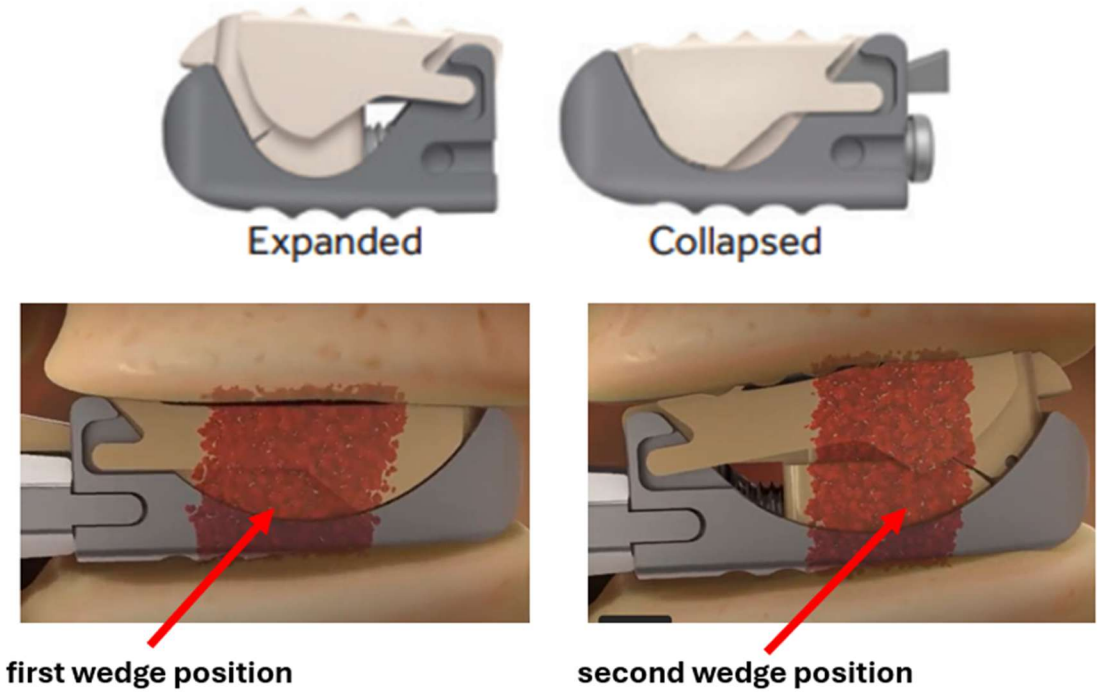 *See also* Rows 19A, 19B, 19D, 19I, 19L, 19M. <u>Exemplary Sources</u> http://www.neurosurgeryresident.net/Op.%20Operative%20Techniques/00.%20Catalogs,%20Brochures,%20Manuals/Medtronic/Spine/Medtronic%20-%20ELEVATE%20(expandable%20cage).pdf https://www.youtube.com/watch?v=Jd81epSn7ho

U.S. Patent 10,016,284		Medtronic Infringing Activity[1]
19O	a rotation screw operably connected to the wedge and to the second housing, wherein rotation of the rotation screw moves the wedge in an axially translating direction with respect to the first housing and the second housing within the space defined by the first and second housings from the first wedge position to the second wedge position.	The ’284A Accused Instrumentalities include a rotation screw operably connected to the wedge and to the second housing, wherein rotation of the rotation screw moves the wedge in an axially translating direction with respect to the first housing and the second housing within the space defined by the first and second housings from the first wedge position to the second wedge position. For example, Medtronic promotional material instructs users to “Ensure the screw on the back of the implant is fully retracted and the PEEK nose is fully recessed within the Titanium Alloy bottom” during insertion. This material further states “In order to expand the implant inside the disc space, insert the Inserter Drive Shaft along with the attached Torque Handle inside the Inserter Assembly (Figure 6). Next, turn the Torque Handle clockwise to expand the implant (Figure 7).” 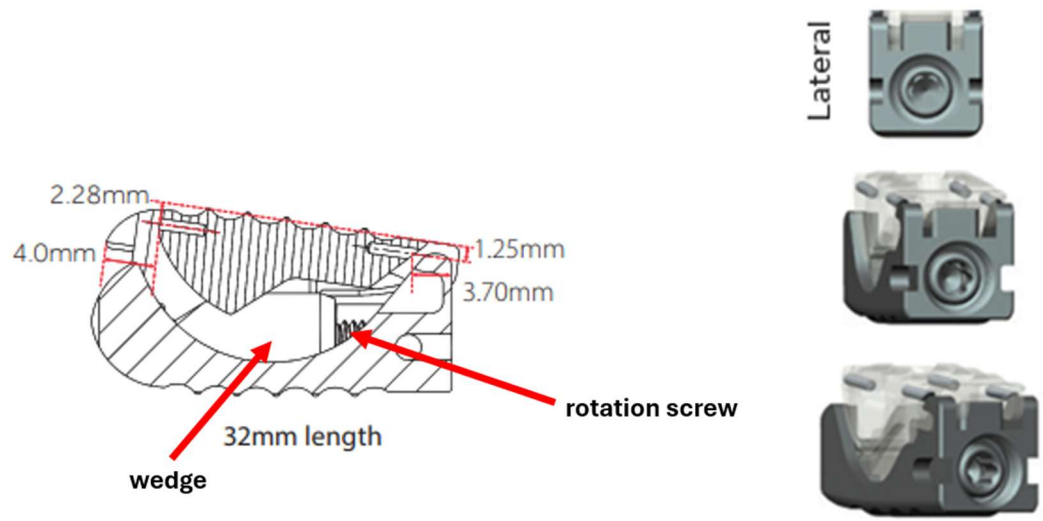

U.S. Patent 10,016,284		Medtronic Infringing Activity[1]
		Note Ensure the screw on the back of the implant is fully retracted and the PEEK nose is fully recessed within the Titanium Alloy bottom. ment. tip of the 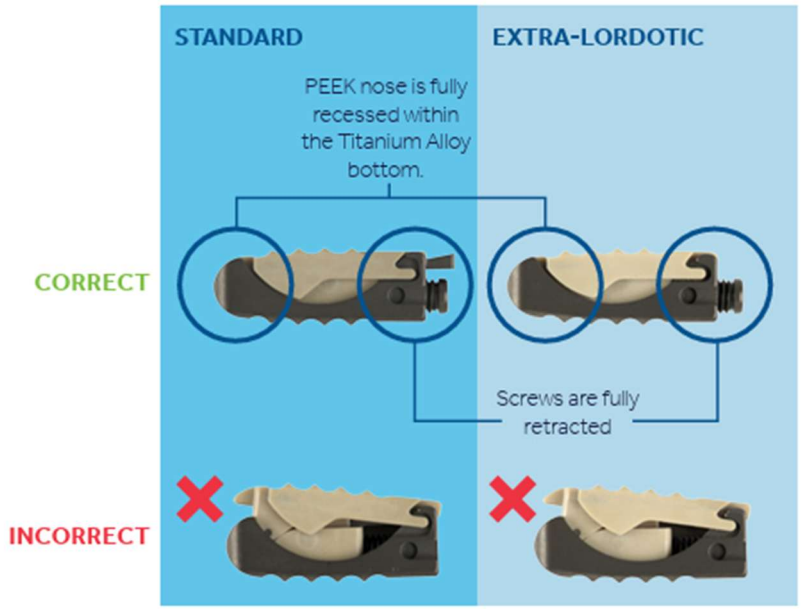

		Figure 6 Figure 7

U.S. Patent 10,016,284		Medtronic Infringing Activity[1]
		Exemplary Sources http://www.neurosurgeryresident.net/Op.%20Operative%20Techniques/00.%20Catalogs,%20Brochures,%20Manuals/Medtronic/Spine/Medtronic%20-%20ELEVATE%20(expandable%20cage).pdf https://www.youtube.com/watch?v=Jd81epSn7ho
Row	**Claim 20**	
20	The device of claim 19, and further comprising means for attaching the first housing to the second housing.	The ’284A Accused Instrumentalities include the limitations of claim 19 as described above. The ’284A Accused Instrumentalities include includes means for attaching the first housing to the second housing.  *See also* Claim 19, Rows 19A and 19D. Exemplary Sources http://www.neurosurgeryresident.net/Op.%20Operative%20Techniques/00.%20Catalogs,%20Brochures,%20Manuals/Medtronic/Spine/Medtronic%20-%20ELEVATE%20(expandable%20cage).pdf https://www.youtube.com/watch?v=Jd81epSn7ho