US005898431A

United States Patent [19]

Webster et al.

[11] **Patent Number: 5,898,431**

[45] **Date of Patent: Apr. 27, 1999**

[54] **DATABASE GRAPHICAL USER INTERFACE WITH CALENDAR VIEW**

[75] Inventors: **Roger Webster**, San Jose; **Nicholas Lerissa**, San Francisco; **Deborah Magid**, Burlingame; **Bayles Holt**, San Jose; **Nick Durrant**; **Julie Knaggs**, both of San Francisco; **Patrick Young**, Sunnyvale; **Deanna McCusker**, Palo Alto, all of Calif.

[73] Assignee: **International Business Machines Corporation**, Armonk, N.Y.

[21] Appl. No.: **08/774,573**

[22] Filed: **Dec. 31, 1996**

[51] **Int. Cl.**[6] **G06F 3/00**

[52] **U.S. Cl.** **345/331**; 345/332

[58] **Field of Search** 345/326, 329, 345/330, 331, 332, 335, 968; 395/968

[56] **References Cited**

U.S. PATENT DOCUMENTS

5,446,842	8/1995	Schaeffer et al.	395/200.35
5,481,666	1/1996	Nguyen et al.	345/357
5,500,929	3/1996	Dickinson	345/356
5,522,066	5/1996	Lu	707/1
5,537,618	7/1996	Boulton et al.	345/326
5,544,302	8/1996	Nguyen	345/326
5,636,350	6/1997	Eick et al.	345/440
5,721,906	2/1998	Siefert	707/9

OTHER PUBLICATIONS

Mark R. Brown, "Using Netscape 2", Que Corporation, pp. 369, 385, 389, and 390, 1995.

Inside Taligent Technology, Sean Cotter et al., Jun. '95, pp. 74–109 and pp. 172–210.

Presentation and Compound Document Framework Concepts, Taligent, Inc. 1995, pp. 1–66.

Desktop Frameworks Concepts, Taligent, Inc. 1995, pp. 1–40.

CommonPoint Application System, Human Interface Guidelines, Taligent, Inc., 1995, pp. 1–79.

Primary Examiner—Raymond J. Bayerl

Assistant Examiner—X. L. Bautista

Attorney, Agent, or Firm—Kudirka & Jobse, LLP

[57] **ABSTRACT**

A method and apparatus summarizes information in an easy and user-friendly format in a database that stores topics and responses to those topics. To that end, a graphical user interface is disclosed having a calendar view and an adjacent report view. The calendar view is a two-dimensional grid having a timeline displayed along one dimension, an index listing one or more topics along the other dimension, and indicia displaying the number of responses to each of the listed topics on the each day, week, month, or year designated in the timeline. Selection of the one or more topics displays the title, author, and date of posting of each response to the selected topic in the report view. Selection of the title of one of the responses in the report view, or the indicia in the calendar view, displays the content of the response.

25 Claims, 9 Drawing Sheets

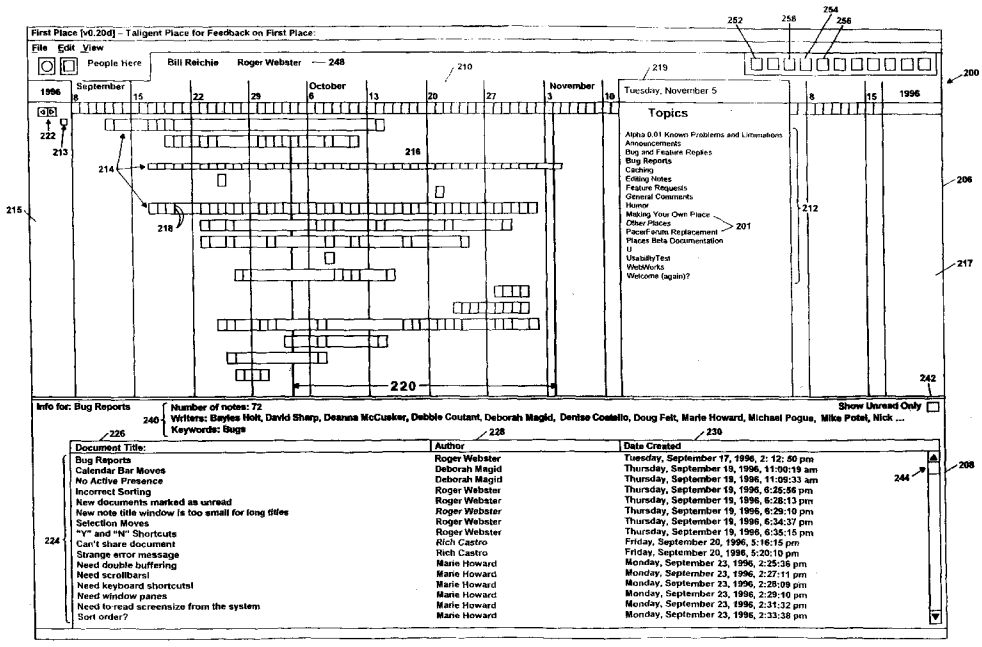

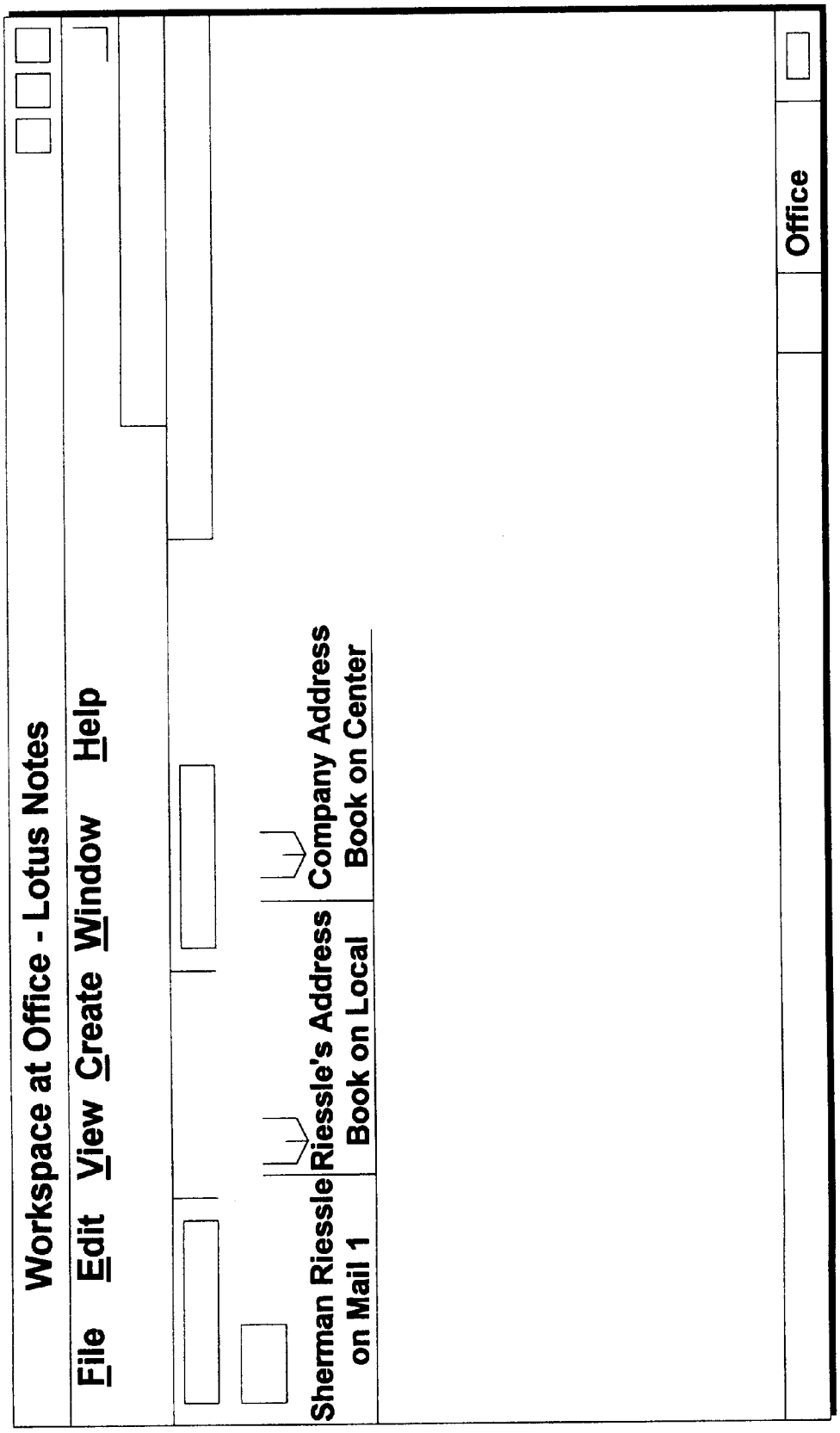
Workspace at Office - Lotus Notes
File Edit View Create Window Help
Sherman Riessle on Mail 1
Riessle's Address Book on Local
Company Address Book on Center
Office

Figure 1

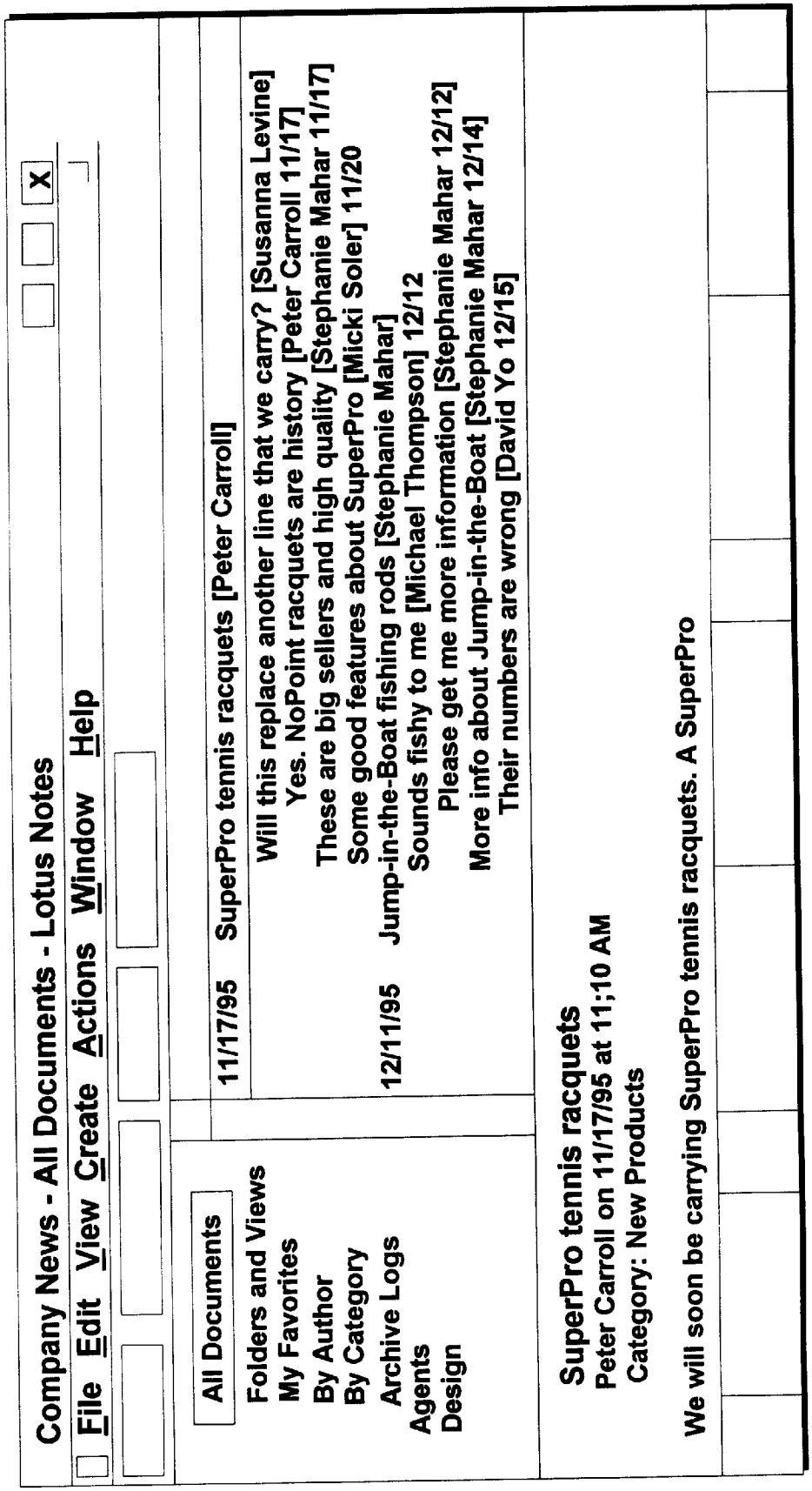
Company News - All Documents - Lotus Notes
File Edit View Create Actions Window Help
All Documents
Folders and Views
My Favorites
By Author
By Category
Archive Logs
Agents
Design
11/17/95 SuperPro tennis racquets [Peter Carroll]
Will this replace another line that we carry? [Susanna Levine]
Yes. NoPoint racquets are history [Peter Carroll 11/17]
These are big sellers and high quality [Stephanie Mahar 11/17]
Some good features about SuperPro [Micki Soler] 11/20
12/11/95 Jump-in-the-Boat fishing rods [Stephanie Mahar]
Sounds fishy to me [Michael Thompson] 12/12
Please get me more information [Stephanie Mahar 12/12]
More info about Jump-in-the-Boat [Stephanie Mahar 12/14]
Their numbers are wrong [David Yo 12/15]
SuperPro tennis racquets
Peter Carroll on 11/17/95 at 11;10 AM
Category: New Products
We will soon be carrying SuperPro tennis racquets. A SuperPro

Figure 2

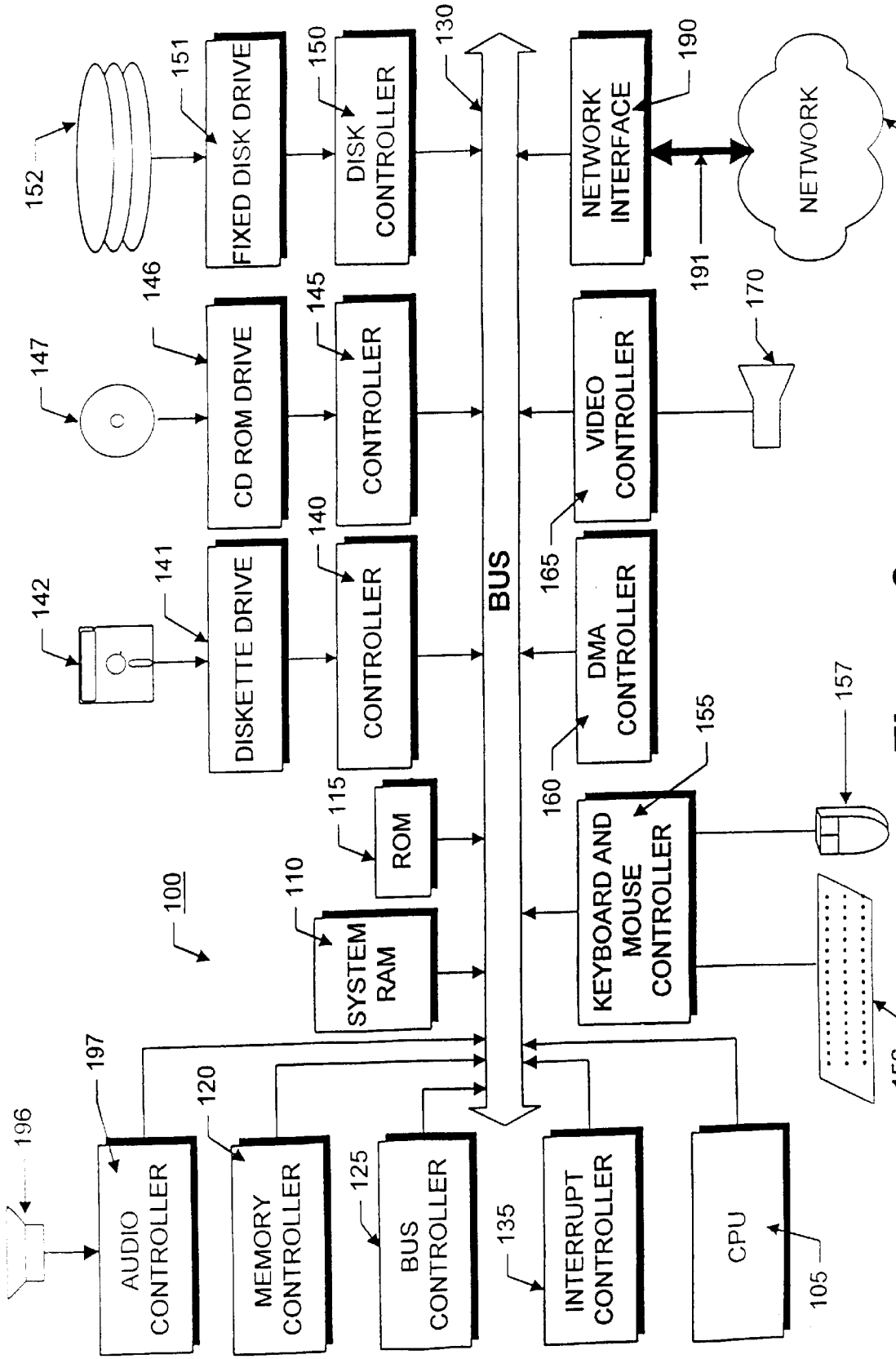

Figure 3 (PRIOR ART)

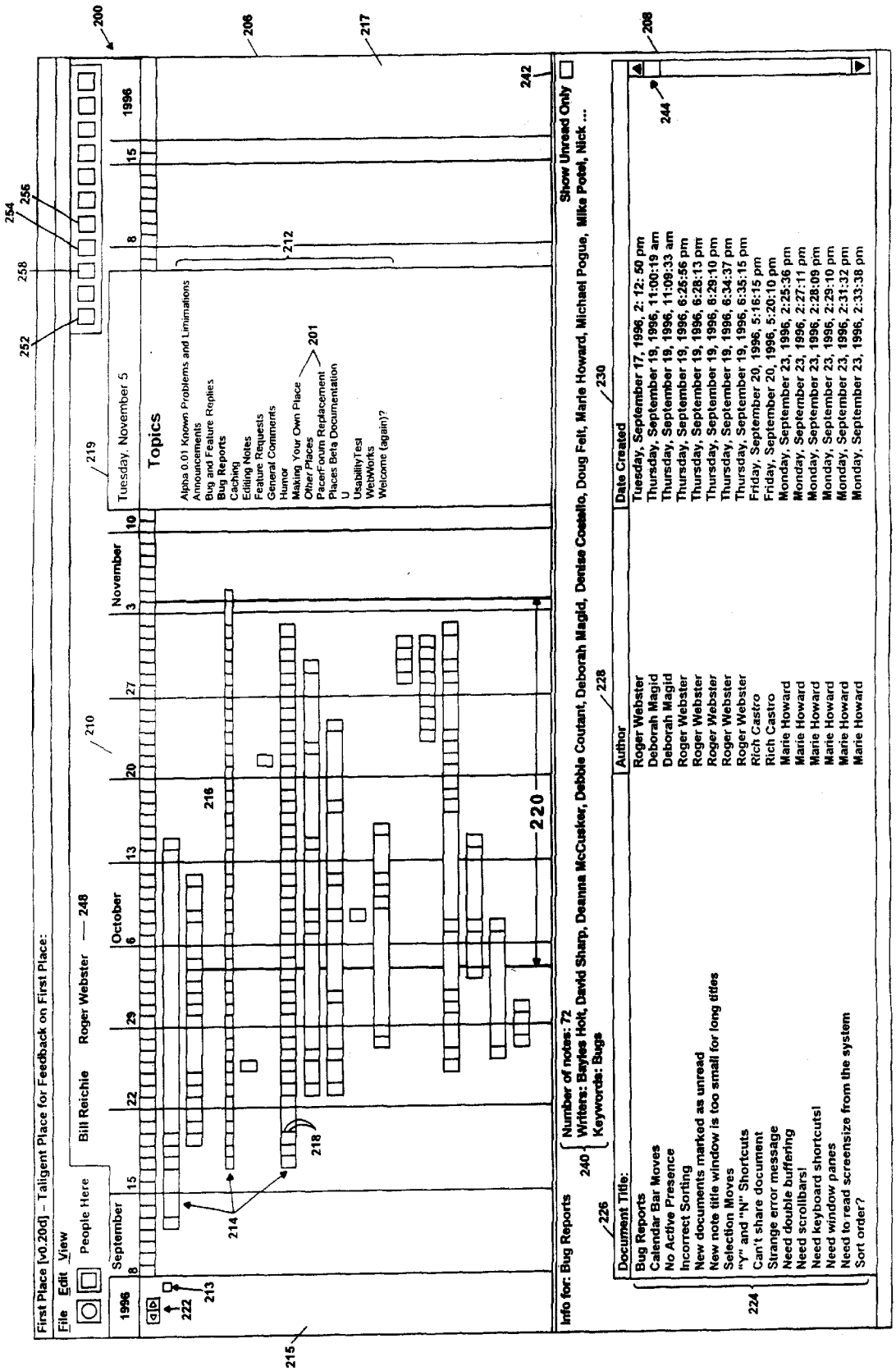
First Place [v0.20d] - Taligent Place for Feedback on First Place:
File Edit View
People Here
Bill Reichle
Roger Webster
1996
September
October
November
Tuesday, November 5
Topics
Alpha 0.01 Known Problems and Limitations
Announcements
Bug and Feature Replies
Bug Reports
Caching
Editing Notes
Feature Requests
General Comments
Humor
Making Your Own Place
Other Places
PlacerForum Replacement
Places Beta Documentation
U
UsabilityTest
WebWorks
Welcome (again)?
Show Unread Only
Info for: Bug Reports
Number of notes: 72
Writers: Baylee Holt, David Sharp, Deanna McCusker, Debbie Coutant, Deborah Magid, Denise Costello, Doug Felt, Marie Howard, Michael Pogue, Mike Potel, Nick ...
Keywords: Bugs
Document Title:
Author
Date Created
Bug Reports
Calendar Bar Moves
No Active Presence
Incorrect Sorting
New documents marked as unread
New note title window is too small for long titles
Selection Moves
"Y" and "N" Shortcuts
Can't share document
Strange error message
Need double buffering
Need scrollbars!
Need keyboard shortcuts!
Need window panes
Need to read screensize from the system
Sort order?
Roger Webster
Deborah Magid
Deborah Magid
Roger Webster
Roger Webster
Roger Webster
Roger Webster
Roger Webster
Rich Castro
Rich Castro
Marie Howard
Marie Howard
Marie Howard
Marie Howard
Marie Howard
Marie Howard
Tuesday, September 17, 1996, 2:12:50 pm
Thursday, September 19, 1996, 11:00:19 am
Thursday, September 19, 1996, 11:09:33 am
Thursday, September 19, 1996, 6:25:56 pm
Thursday, September 19, 1996, 6:28:13 pm
Thursday, September 19, 1996, 6:29:10 pm
Thursday, September 19, 1996, 6:34:37 pm
Thursday, September 19, 1996, 6:35:15 pm
Friday, September 20, 1996, 5:16:15 pm
Friday, September 20, 1996, 5:20:10 pm
Monday, September 23, 1996, 2:25:36 pm
Monday, September 23, 1996, 2:27:11 pm
Monday, September 23, 1996, 2:28:09 pm
Monday, September 23, 1996, 2:29:10 pm
Monday, September 23, 1996, 2:31:32 pm
Monday, September 23, 1996, 2:33:38 pm
200
206
208
210
212
213
214
215
216
217
218
219
220
222
224
225
226
228
230
240
242
244
248
252
254
256
258
201

Figure 4

First Place [v 0.20d] - Taligent Place for feedback on First Place. [for Bug Reports]

File Edit View

People Here | Wendy Mach | Bill Richie | Roger Webster ← 264 | Unread Only | 266 →

260

262

201

Bug Reports 230
Bug Reports — 226
Roger Weber — 228 63-17-96 05:34:37 pm
Please report all bugs found in Places as responses to this Topic [ie , "Bug Reports"].

Try to give us much detail as possible: what you were doing when the problem happened, what you expected to happen, and what actually happened.

Calendar Bar Meres
Deborah Magid 03/19/36 11:00:13 am
Frequency: An intermittent problem- I've only seen this once so far and haven't been able to reproduce it. Whoops, just had this happen again, after I opened and closed a note while in calendar view.

Context: I had just read a couple of notes and changed some status from read to reread.

Problem: When I passed my cursor over the timeline navigation bar at the top of the calendar plot, the cursor changed to the double 'TC'N, and the bar moved. I had not clicked in this area. As the bar moved, it had no effect of the information below. In other words, the whole area did not scroll. I clicked out of the area a few times, and then tried again. It then worked properly.

No Acfire Presence
Doborah Magid 03-15-96 11:03:33 am
No active presence is showing up in the Small Place during my current session. In a previous session with the large Place, I noticed an error message stating that a Notes People file had been deleted. So I assume something crashed a few minutes ago. Sorry, I neglected to copy the text of the message.

Incorrect Borfing
Roger Webster 03-13-56:26:56 pm
The report view at the bottom of the calendar plot window does not always sort items correctly when all topics are shown in the report. [Fixed in version of Friday, 9-20-96.]

New documents marked as manual
Roger Webster 09-19-35 06:28:12 pm
New documents created by you are marked as unread. Also when you modify an existing note, it is also marked as unread, even though you made the change.

New note
Roger Webster
Like the one for this bug report

Selection Moves
Roger Webster 09-10-96 05:34:37 pm
The selected thread changes when the Place updates itself.

"Y" and "N" Shortcuts
Roger Webster 09-19-35 06:35: 16 pm
Are not recognized by the "Save Changes" dialog following the creation or modification of a note.

Can't share document
RickCastro 03-29-36 06:16:15 pm
I've added a document to my FuturesCP place but can't seen to unlock it so others can read it. Using the right mouse button I selected the response to :Release this document so others can read and share it", but when another used tried to select and read it it did not work. Trying again I got the error Message "Didn't delete checked out field . error:546"

Strange error message
Rick Castro 03-20-36 06:20:10 pm
After typing in a long response message and trying to save it I got the error message "PeopleError NSFNoteOpen[..]: Document has been deleted Fortunately it seems to be a false Alarm , the response was saved in my place!

Need double buffering
Marie Howard 09-23-96 02:25:35 pm
The screen flashes when scrolling etc.

Need scrolling
Marie Howard 09-23-96 02:27:11 pm
...but you knew that!

Until then, how do I scroll up?

Need keyboard shortcut!
Marie Howard 09-23-36 02:28:09 pm
They don't have to be menus... although menus would be nice.

Need window panes
Marie Howard 09-23-96 02:23:10 pm
I like to control the size of my sub windows.

Need to read screen size from the system
Marie Howard 09-23-96 02:23:10 pm
...but I knew that

Sort order?
Marie Howard 09-23-36 02:22:33 pm
I can't figure out the sort order of the items at the bottom of the screen. Is there any way to control the sort order?

Save on the note menu
Marie Howard 09-23-35 02:34:47 pm
Save on the note menu would be nice!

Bug replies
Roger Webster 09-23-35 02:34:68 pm
The big calendar view is double-buffered. Other stuff still needs Work. I made a change to palette handing to force background Palette handling. Looks like it works better.

I suspect you need the "Small Screen" version of First Place, if your'e not already using it [scrolling, etc.]. Eventually, we'll probably make the Place auto-sizing with panes, etc. [although Nick and Julie specifically did not want all that stuff] We do know the screen size: that ain't the problem. The problem is that builders are really bad a dynamic layout.

Sort order is a bug that is fixed if you grab the latest version.

Save bug is a duplicate.

Keyboard shortcuts is a duplicate.

Newspaper editing
Marie Howard 09-32-88 02:23:21 pm
I typed a response in the newspaper view.

\It displayed the text, but didn't save the information!

Newspaper View Editing
Patrick Youns 09-23-36 03:21:25 pm
Currently the newspaper view does not support editing. We should Probably make the edit's read-only, so people don't try and edit the Text. The problem is that the column view code is not yet setup to Dynamically move notes if an individual note is resized.

Document in this Place re-People
Nick Lerinan 09-23-36 04:64:36 pm
If I dismiss the "Documents in this Place" window, and the database Is reread because of a change, the window comes back up.

Big Flash Flood
Roger Webster 09-23-38 08:21:22

Figure 5

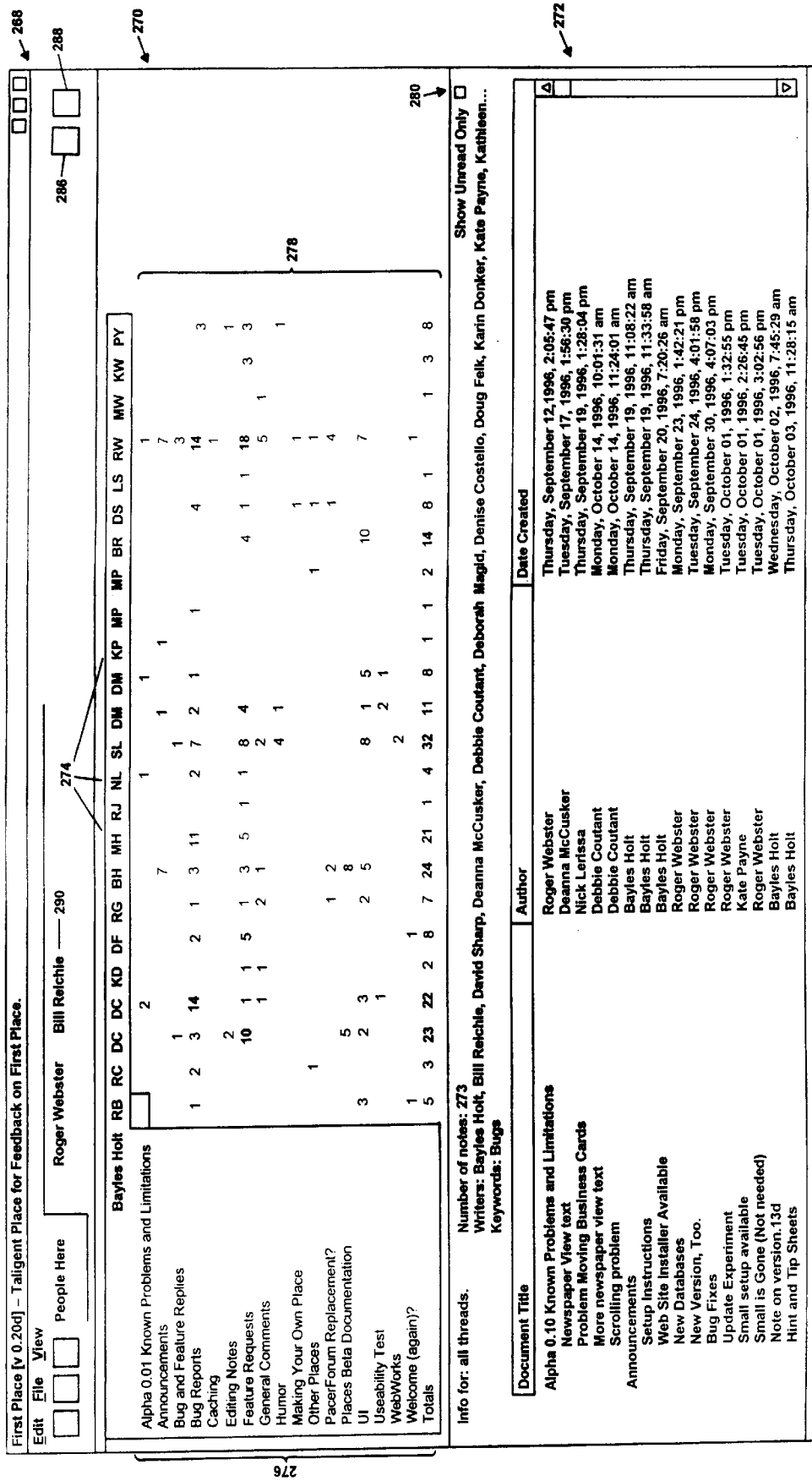
268
270
272
274
276
278
280
286
288
First Place [v 0.20d] – Taligent Place for Feedback on First Place.
Edit File View
People Here
Roger Webster
Bill Reichle
290
Bayles Holt
RB RC DC DC KD DF RG BH MH RJ NL SL DM DM KP MP MP BR DS LS RW MW KW PY
Alpha 0.01 Known Problems and Limitations
Announcements
Bug and Feature Replies
Bug Reports
Caching
Editing Notes
Feature Requests
General Comments
Humor
Making Your Own Place
Other Places
PacerForum Replacement?
Places Beta Documentation
UI
Useability Test
WebWorks
Welcome (again)?
Totals
Info for: all threads.
Number of notes: 273
Writers: Bayles Holt, Bill Reichle, David Sharp, Deanna McCusker, Debbie Coutant, Deborah Magid, Denise Costello, Doug Felk, Karin Donker, Kate Payne, Kathleen...
Keywords: Bugs
Show Unread Only
Document Title
Author
Date Created
Alpha 0.10 Known Problems and Limitations
Newspaper View text
Problem Moving Business Cards
More newspaper view text
Scrolling problem
Announcements
Setup Instructions
Web Site Installer Available
New Databases
New Version, Too.
Bug Fixes
Update Experiment
Small setup available
Small is Gone (Not needed)
Note on version.13d
Hint and Tip Sheets
Roger Webster
Deanna McCusker
Nick Lerissa
Debbie Coutant
Debbie Coutant
Bayles Holt
Bayles Holt
Bayles Holt
Roger Webster
Roger Webster
Roger Webster
Roger Webster
Kate Payne
Roger Webster
Bayles Holt
Bayles Holt
Thursday, September 12,1996, 2:05:47 pm
Tuesday, September 17, 1996, 1:56:30 pm
Thursday, September 19, 1996, 1:28:04 pm
Monday, October 14, 1996, 10:01:31 am
Monday, October 14, 1996, 11:24:01 am
Thursday, September 19, 1996, 11:08:22 am
Thursday, September 19, 1996, 11:33:58 am
Friday, September 20, 1996, 7:20:26 am
Monday, September 23, 1996, 1:42:21 pm
Tuesday, September 24, 1996, 4:01:58 pm
Monday, September 30, 1996, 4:07:03 pm
Tuesday, October 01, 1996, 1:32:55 pm
Tuesday, October 01, 1996, 2:26:45 pm
Tuesday, October 01, 1996, 3:02:56 pm
Wednesday, October 02, 1996, 7:45:29 am
Thursday, October 03, 1996, 11:28:15 am

Figure 6

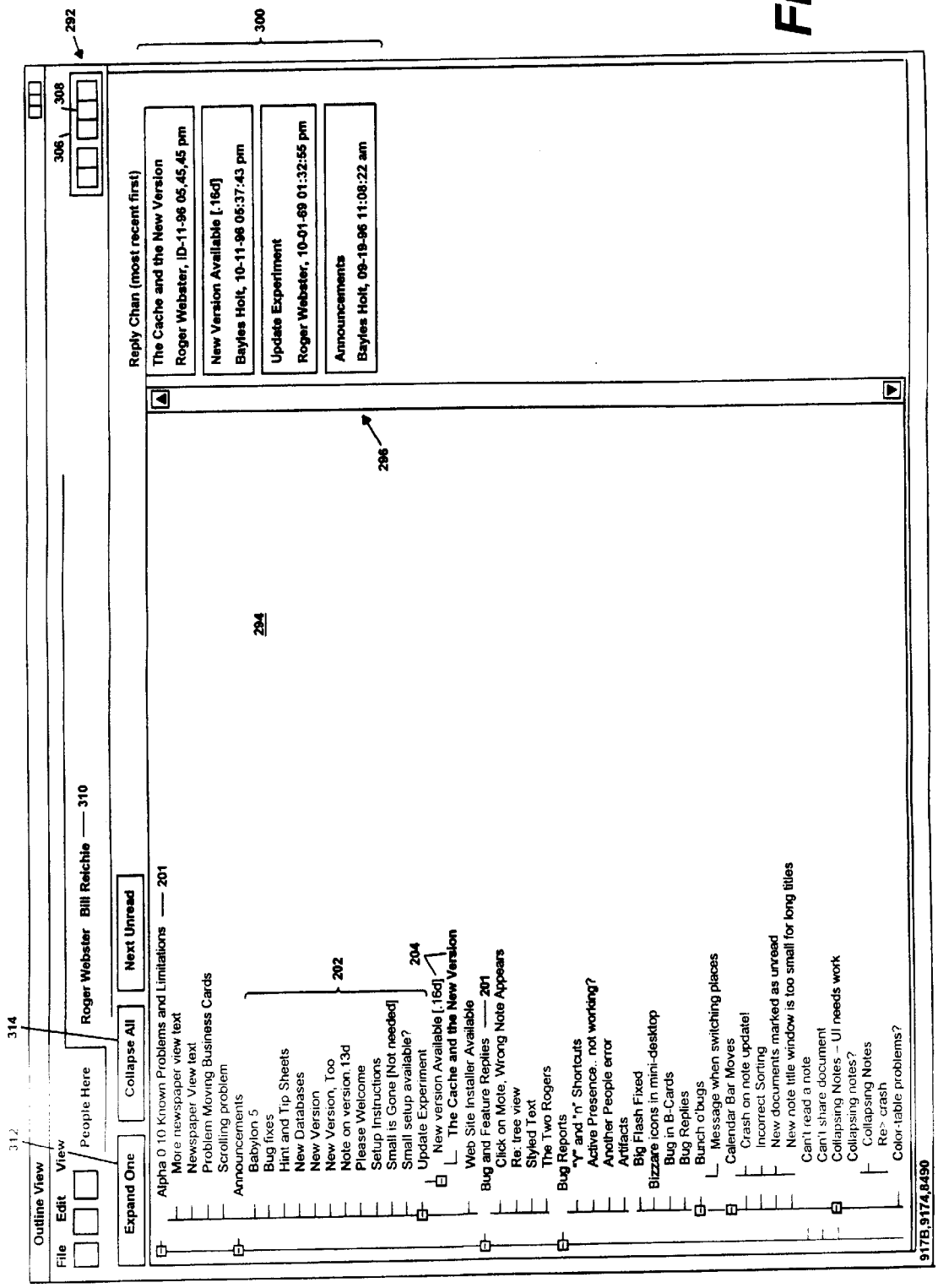
292
300
308
306
Outline View
File
Edit
View
People Here
Roger Webster
Bill Reichie
310
314
312
Expand One
Collapse All
Next Unread
Reply Chan (most recent first)
The Cache and the New Version
Roger Webster, ID-11-96 05,45,45 pm
New Version Available [.16d]
Bayles Holt, 10-11-96 05:37:43 pm
Update Experiment
Roger Webster, 10-01-69 01:32:55 pm
Announcements
Bayles Holt, 09-19-96 11:08:22 am
296
294
Alpha 0.10 Known Problems and Limitations — 201
More newspaper view text
Newspaper View text
Problem Moving Business Cards
Scrolling problem
Announcements
Babylon 5
Bug fixes
Hint and Tip Sheets
New Databases
New Version
New Version, Too
Note on version.13d
Please Welcome
Setup Instructions
Small is Gone [Not needed]
Small setup available?
Update Experiment
New version Available [.16d]
The Cache and the New Version
Web Site Installer Available
Bug and Feature Replies — 201
Click on Mote, Wrong Note Appears
Re: tree view
Styled Text
The Two Rogers
Bug Reports
"Y" and "n" Shortcuts
Active Presence.. not working?
Another People error
Artifacts
Big Flash Fixed
Bizzare icons in mini-desktop
Bug in B-Cards
Bug Replies
Bunch o'bugs
Message when switching places
Calendar Bar Moves
Crash on note update!
Incorrect Sorting
New documents marked as unread
New note title window is too small for long titles
Can't read a note
Can't share document
Collapsing Notes – UI needs work
Collapsing notes?
Collapsing Notes
Re> crash
Color-table problems?
202
204
917B,9174,8490

Figure 7A

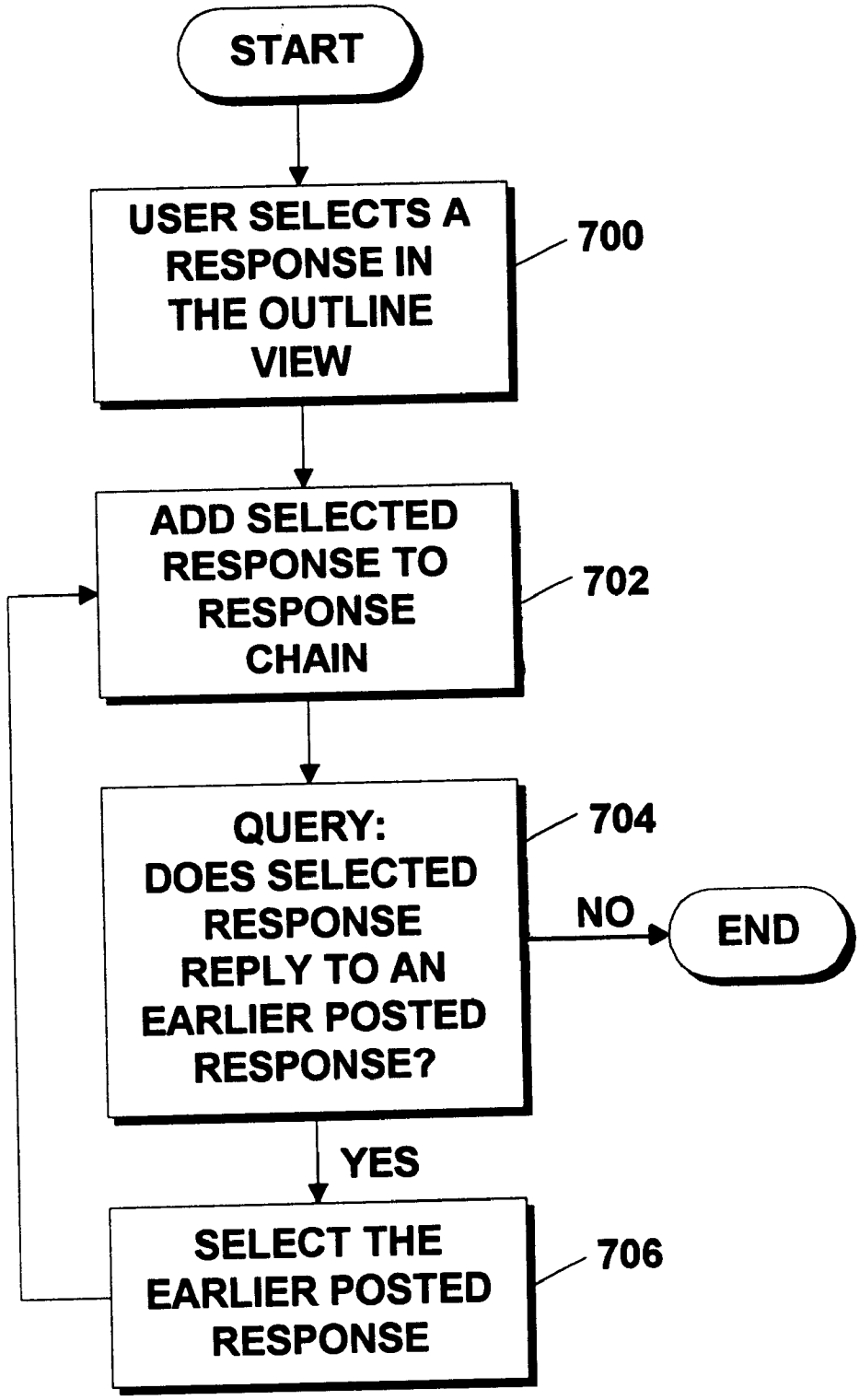
START
USER SELECTS A RESPONSE IN THE OUTLINE VIEW
700
ADD SELECTED RESPONSE TO RESPONSE CHAIN
702
QUERY: DOES SELECTED RESPONSE REPLY TO AN EARLIER POSTED RESPONSE?
704
NO
END
YES
SELECT THE EARLIER POSTED RESPONSE
706

Figure 7B

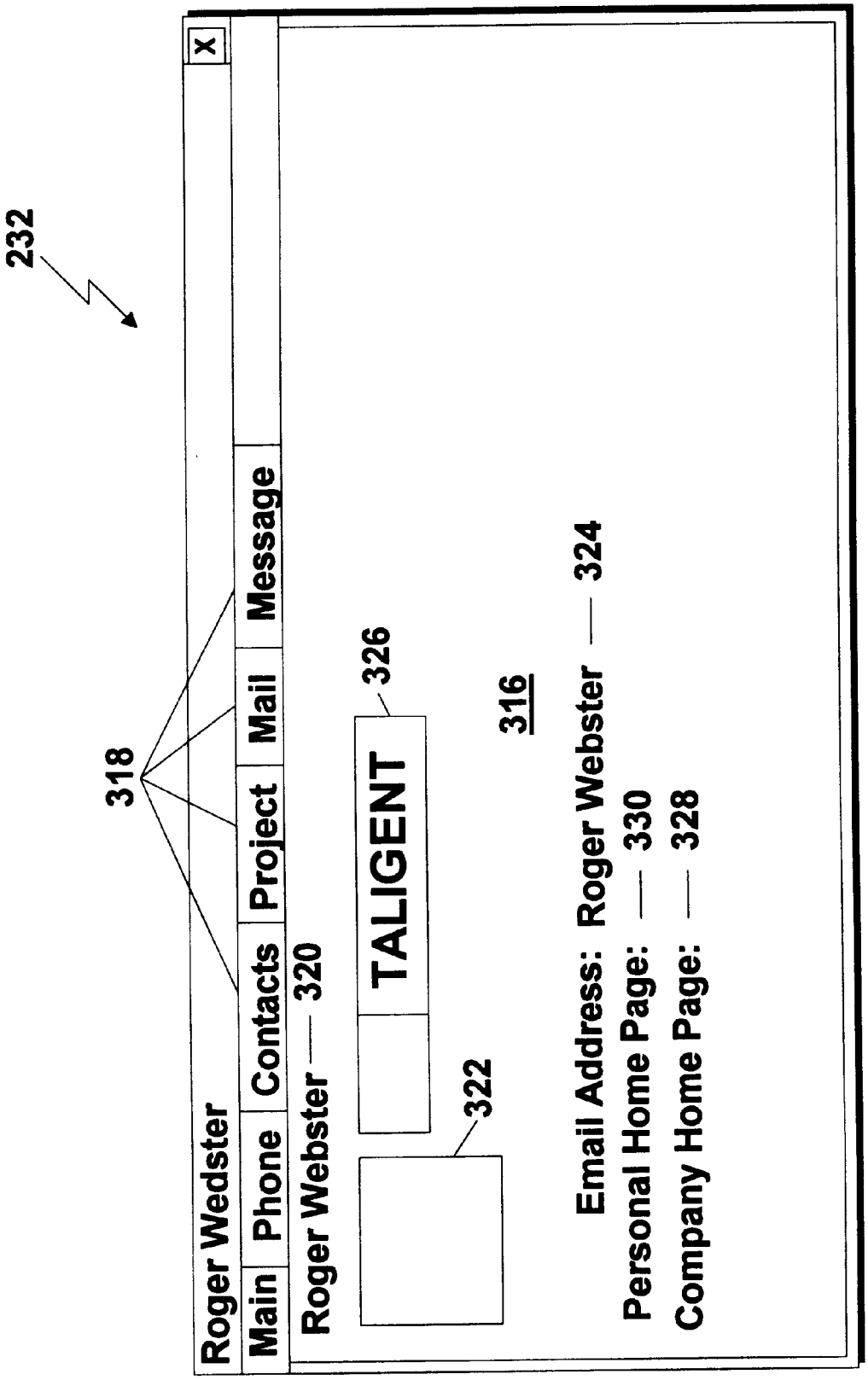
232
318
Roger Wedster
Main
Phone
Contacts
Project
Mail
Message
Roger Webster
320
TALIGENT
326
322
316
Email Address: Roger Webster
324
Personal Home Page:
330
Company Home Page:
328

Figure 8

DATABASE GRAPHICAL USER INTERFACE WITH CALENDAR VIEW

RELATED APPLICATIONS

This application contains subject matter which is related to the following applications: "Database Graphical User Interface with User Frequency View" (U.S. Ser. No. 08/777,616), "Database Graphical User Interface with Outline View" (U.S. Ser. No. 08/774,572) and "Database Graphical User Interface with Tabbed User View" (U.S. Ser. No. 08/774,576), all filed by Roger Webster and Nicholas Lerissa on an even date herewith and assigned to the present assignee.

FIELD OF THE INVENTION

This invention relates generally to computer databases and, more particularly, to graphical user interfaces for accessing multiple-user databases.

BACKGROUND OF THE INVENTION

Computer systems typically store large collections of data in databases in non-volatile computer memory. Data stored in databases commonly is organized into individual records which themselves are organized in a logical hierarchical manner that simplifies use of that database. Depending upon the database access policy, each record of the database may be accessed, reviewed, modified, or deleted by an authorized database user. When used in a business context for storing information relating to software development by a software development company, for example, data stored in the database may include data relating to projects being developed by the company, comments by employees relating to current technology of the company, and technical data related to ongoing company projects.

Most records in a database are accessible to a user through a "graphical user interface" (GUI). GUIs provide a visual metaphor of a real-world scene, such as a desktop, featuring icons that the user can manipulate with a pointing device, such as a mouse. The database user therefore may access a selected database by clicking on a GUI button representing the database, responsively causing the computer to display the contents of the selected database in an easy to understand format. This format itself is a GUI that enables the user to further access and manipulate the database.

One type of database application program product in widespread use is Lotus Notes™ (Notes), available from Lotus Development Corporation of Cambridge, Mass. Notes enables a user to construct a database that may be accessed by multiple users through a Notes-based GUI. FIGS. **1** and **2** show exemplary Notes GUIs used with a multi-user database that stores topics, responses replying to the topics (topic responses), and responses replying to the responses (reply responses). Notes organizes the data in the exemplary database by grouping the topics, and their corresponding responses, into folders.

The user may access the exemplary Notes database by clicking on a database access button (FIG. **1**), which responsively displays the GUI shown in FIG. **2**. The GUI in FIG. **2** includes a navigation pane for displaying the folders in the database, a view pane for viewing the topics and titles of the responses stored in the folders listed in the navigation pane, and a preview pane for displaying the content of a response selected in the view pane.

Although the Notes GUI displays some information about the topics and responses, such as the title of a response, date of the response, and the author of the response, it does not tabulate a summary of this information and other related data. For example, summaries with indicia relating to the number of replies per user per topic are not displayed. Similarly, the Notes GUI does not display indicia or information relating to the number of replies to any one topic on each of several days, weeks, months, or years. Absent a GUI displaying such summaries, a user requiring this information necessarily would be required to manually tabulate these summaries while scrolling through the Notes GUI. Such a process is time consuming and inefficient.

Accordingly, it would be desirable to provide a GUI that summarizes database information in a simple, easy to understand, user-friendly format. It also would be desirable for such a GUI to facilitate user access to the database records directly from the GUI. It is among the general objects of the invention to provide such a device and method.

SUMMARY OF THE INVENTION

In accordance with one aspect of the invention, a multiple user database may be accessed through a GUI which summarizes, in an easy and user-friendly format, the number of responses to any one topic on each of several days, weeks, months, years, or any other time designation. To that end, the GUI includes a calendar view and an adjacent report view. The calendar view is a two-dimensional grid having a timeline along a horizontal dimension, and an index listing a plurality of topics along the vertical dimension. The grid forms a plurality of intersecting horizontal topic rows and vertical time columns. Each intersection of a topic row and time column may include indicia that display the number of responses to the listed topics on the day, week, month, or year designated in a given time column. The report view includes a listing of the titles of each response to a topic selected in the index by a user.

In accordance with another aspect of the invention, the database may be accessed through a GUI which summarizes, in an easy and user-friendly format, the number of responses to a given topic by one or more of a plurality of users. To that end, the GUI includes a user frequency view and an adjacent report view. The user frequency includes a two-dimensional grid having indicia identifying one or more users along the horizontal dimension, and an index listing a plurality of topics along the vertical dimension. Similar to the previously described GUI, the grid forms a plurality of intersecting horizontal topic rows and vertical user identifying columns. Each intersection of a topic row and user identifying column may include indicia that display the number of responses to each of the listed topics by each of the users. The report view includes a listing of the titles of each response to a topic selected in the index, or the titles of each response by a user to a selected topic.

In accordance with yet another aspect of the invention, the database may be accessed by a GUI having an outline view that lists each of the responses under a topic in outline form, and an adjacent response chain view having indicia for accessing the content of each response in a response chain (described below) to a selected response. A response may either be a response to a topic (topic response) or a response to a previously posted response (reply response). The response chain therefore includes a selected response and any other responses that are directly linked, by responses, between the selected response and the topic.

In accordance with still another aspect of the invention, each of the above-mentioned inventive GUIs includes

graphical indicia indicating which users are simultaneously viewing the GUI. The indicia may be colored text.

In accordance with another aspect of the invention, the GUI displays information relating to a database user and includes means for connecting to the Internet and, in particular, to the user's world wide web home page. To that end, the GUI includes a display view having indicia related to the user, and a plurality of tabs adjacent to the display view for changing the indicia in the display view. Among the indicia in the display view is text identifying the world wide web home page address for the user. Clicking on the world wide web address causes the computer to directly connect to the user's home page.

It is among the objects of the invention to provide an apparatus and method that simplifies access to a database.

It is another object of the invention to provide an apparatus and method that summarizes database information in an easy, user-friendly format.

BRIEF DESCRIPTION OF THE DRAWINGS

The foregoing and other objects and advantages of the invention will be appreciated more fully from the following further description thereof with reference to the accompanying drawings wherein:

FIG. **1** is an illustration of a prior art Notes GUI for accessing a Notes database;

FIG. **2** is an illustration of a prior art Notes GUI displaying the contents of a Notes database;

FIG. **3** is a block diagram of a computer system suitable for use with the present invention;

FIG. **4** is an illustration of a first database GUI having a calendar view and a report view;

FIG. **5** is an illustration of a second database GUI having a response content view;

FIG. **6** is an illustration of a third database GUI having a user frequency view and a report view;

FIG. **7**A is an illustration of a fourth database GUI having an outline view and a response chain view;

FIG. **7**B is a flow chart illustrating the process of forming a response chain; and

FIG. **8** is an illustration of a fifth database GUI having a display view showing the world wide web home page address for a user.

DETAILED DESCRIPTION OF ILLUSTRATIVE EMBODIMENTS

FIG. **3** illustrates the system architecture for an exemplary computer system **100**, such as an IBM PS/2® computer, on which the invention can be implemented. The exemplary computer system of FIG. **3** is for descriptive purposes only and should not be considered a limitation of the invention. Although the description below may refer to terms commonly used in describing particular computer systems, such as an IBM PS/2 computer, the described concepts apply equally to other systems, including systems having architectures that are dissimilar to that shown in FIG. **3**.

The computer system **100** includes a central processing unit (CPU) **105**, which may include a conventional microprocessor, random access memory (RAM) **110** for temporary storage of information, and read only memory (ROM) **115** for permanent storage of information. A memory controller **120** is provided for controlling system RAM **110**. A bus controller **125** is provided for controlling bus **130**, and an interrupt controller **135** is used for receiving and processing various interrupt signals from the other system components.

Mass storage may be provided by diskette **142**, CD-ROM **147**, or hard disk **152**. Data and software may be exchanged with computer system **100** via removable media, such as diskette **142** and CD-ROM **147**. Diskette **142** is insertable into diskette drive **141**, which is connected to bus **130** by controller **140**. Similarly, CD-ROM **147** is insertable into CD-ROM drive **146**, which is connected to bus **130** by controller **145**. Finally, a hard disk **152** is part of a fixed disk drive **151**, which is connected to bus **130** by controller **150**.

User input to computer system **100** may be provided by a number of devices. For example, keyboard **156** and mouse **157** are connected to bus **130** by keyboard and mouse controller **155**. An audio transducer **196**, which may act as both a microphone and a speaker, is connected to bus **130** by audio controller **197**. It should be obvious to those reasonably skilled in the art that other input devices such as a pen and/or tablet and a microphone for voice input may be connected to computer system **100** through bus **130** and an appropriate controller. DMA controller **160** is provided for performing direct memory access to system RAM **110**. A visual display is generated by a video controller **165**, which controls video display **170**. Computer system **100** also includes a communications adapter **190** which allows the system to be interconnected to a network **195** via bus **191**. The network **195** may be a local area network (LAN) or a wide area network (WAN).

Computer system **100** is generally controlled and coordinated by operating system software, such as the OS/2® operating system (available from the International Business Machines Corporation, Boca Raton, Fla.) or WINDOWS® NT (available from Microsoft Corp., Redmond, Wash.). Among other computer system control functions, the operating system controls allocation of system resources and performs tasks such as process scheduling, memory management, networking and I/O services.

FIG. **4** shows a first GUI **200** for displaying information stored in an exemplary Notes database. The exemplary Notes database stores a plurality of topics **201** and responses to those topics **201** by a plurality of users of that database. As shown in FIG. **4**, such topics **201** may include, "Announcements," "Bug Reports," and "Humor." Users may post responses either directly to topics **201** (topic responses **202**) or indirectly to topics **201** by replying to earlier posted responses (reply responses **204**). For example, a topic response **202** entitled, "Calendar Bar Moves" was posted by Deborah Magid on Sep. 19, 1996 in response to the topic **201**, "Bug Reports." Similarly, a reply response **204** was posted by Roger Webster on Sep. 20, 1996 entitled, "Incorrect Sorting." As shown in FIG. **5** (discussed in detail below), each response includes the title of the response, the author, the time the response was posted, and text conveying the substance of the response. Any user may post a response any number of times on a given day.

The database may be created according to known methods. The exemplary Notes database, for example, may be a relational database having a plurality of responses (i.e. records) with multiple fields. These fields may include:

author of response;

title of the response;

topic being responded to;

date and time of creation of response;

title of earlier response being responded to, if any; and

text written by author.

When creating a new record (i.e. response), the author enters the title of the response and the text. Notes automatically enters the remaining fields into the record.

The exemplary Notes database may be accessed simultaneously by a plurality of users. Accordingly, the first GUI **200** may be accessed and displayed on the display **170** by any of those users simultaneously. To that end, a second (non-relational) database is used by the invention to store information about such database users. This non-relational database may include a record type defined as "active presence," having a single field that stores an identification string identifying each of the users having the first GUI **200** displayed on their displays **170**. A user's identification string is entered into the second database once the first GUI **200** is displayed on that user's display **170**. That user's identification string is deleted from the second database once the first GUI **200** is not displayed on that user's display **170**.

As noted above, the first GUI **200** (FIG. **4**) displays information related to the exemplary database in an easy, user friendly format. Specifically, the first GUI **200** graphically displays the number of responses that were posted to each of the topics **201** on each day of a selected time period. For example, the first GUI **200** graphically indicates that the topic **201** "Bug Reports" had one response posted on Sep. 17, 1996, six responses posted on Sep. 19, 1996, two responses posted on Sep. 20, 1996, etc . . . To effectuate this functionality, the first GUI **200** includes a calendar view **206** and an adjacent report view **208**. The calendar view **206** is a two-dimensional grid having a timeline **210** along the horizontal dimension, an index **212** listing a plurality of topics **201** along the vertical dimension, and a plurality of horizontal markings **214**. The horizontal markings **214** have one or more darkened rectangular boxes **216** aligned with the intersection of a topic **201** and a date. For example, the topic **201** "Bug and Feature Replies" has a first box lined up with Oct. 22, 1996, a second box lined up with Oct. 23, 1996, and a third darkened box lined up with Oct. 25, 1996. This alignment visually indicates that at least one response was posted to that topic **201** on those dates. No responses were posted to that topic **201** on any other days. The darkened boxes **216** also include lines **218** to visually indicate the number of responses on a given day. In the exemplary database, the number of responses is equal to one more than the number of lines **218** within each box so that the box is broken into a number of sub-boxes which equal the number of responses. For example, the topic **201** "Bug and Feature Replies" received one posting on Oct. 22 and 25 of 1996 (i.e. no lines **218** in the box **216**), and three postings on Oct. 23, 1996 (two **218** in the box). Although rectangular boxes **216** with lines **218** are shown, any indicia may be used that effectuates the purpose of the first GUI **200**.

The timeline **210** can be scrolled infinitely into the past and future. This is useful when a second, older database is combined with the exemplary database. When scrolling the timeline **210**, responses that pass out of the field of view are graphically displayed as flags **213** that may be displayed either in a past space **215** or in a future space **217** on the calendar view **206**. Clicking on one of the flags causes the computer to display a listing, in front of the calendar view **206**, of the responses represented by the selected flag **213**. The listing may include the author **228**, title **226**, and posting date **230** of each of the represented responses. Selection of one of the represented responses causes the timeline **210** to display the time period around the posting date of the selected represented response. Subsequent selection of a "today's date" button **219** returns the timeline **210** to the current date.

The calendar view **206** also may include two vertical lines **220** to visually block off a preselected block of time. As shown in FIG. **4**, this block of time may be one month. Scroll buttons **222** may also be included to scroll the timeline **210**.

Any one of the topics **201** listed along the vertical dimension of the calendar view **206** may be selected to display a list **224**, in the report view **208**, of each response posted to the selected topic **201**. Accordingly, the report view **208** includes headings for listing the title **226**, author **228**, and creation date **230** of each response to the selected topic **201**. When any one of the listed authors' names is clicked in the report view **208**, a second GUI **232** having information about the selected author (FIG. **8**, discussed below) will appear in front of the first GUI **200**. The report view **208** also includes indicia **240** indicating the number of responses to the topic **201**, the names of all authors who responded to the topic **201**, and any keywords that may have been used. An unread only button **242** may also be included to display unread responses only. Response scroll buttons **244** may also be included to scroll through the responses listed in the report view **208**.

The first GUI **200** further includes a listing of each user currently having the first GUI **200** displayed on their displays **170**. This listing is displayed in an active presence view **248** on the first GUI **200** which begins with the text "People Here." The first GUI **200** obtains this information from the active presence records in the second database. The letters of the user's names may also be colored to indicate whether the first GUI **200** is in the foreground of the user's display **170**. In the preferred embodiment, a user's name is displayed with red letters when the first GUI **200** is in the foreground, and black letters when the first GUI **200** is not in the foreground.

A means for displaying a summary of all responses posted on a specified date to a selected topic may be included in the first GUI **200**. To that end, an enable button (not shown) may be included on the first GUI **200** that causes a response list window (not shown) to be displayed over the first GUI **200** when the cursor is passed over one of the darkened boxes **216** for a selected topic. The response list window may include the title **226** and author **228** of each response posted on that selected date. Double clicking on one of the responses listed in the response list window causes the user's computer system **100** to display the entire response over the first GUI **200**.

The first GUI **200** may also include a plurality of buttons **252** to perform miscellaneous functions. For example, several buttons can be included to move to another GUI for that database, or to a GUI for another database. Similarly, buttons **254**, **256** for creating a new topic **201** or a new response can also be included. A search button **258** may also be included to search for keywords in the titles of the responses.

During installation, one or more people may be assigned duties within the exemplary database. For example, one person may be assigned the duty of "administrator" to update and trouble-shoot problems with the exemplary database, and another person may be assigned the duty of "response reviewer" to review responses for content and relevance to particular projects. The duties are stored in a duty database, created upon installation of the exemplary database, which may include the fields "name" and "duty to be performed by named person." The duty database may be accessed by known means for review or modification by authorized users.

Each of the responses shown in the first GUI **200** may be directly accessed either by clicking on a response title listed

in the report view **208**, or by clicking on one of the darkened rectangular boxes **216** on the calendar view **206**. This causes a third GUI **260** to be displayed in front of the first GUI **200**. As shown in FIG. **5**, the third GUI **260** includes a response view **262** and an active presence view **264**. The active presence view **264** shows the users displaying the third GUI **260**. The function and operation of the third GUI active presence view **264** are identical to those of the active presence view **248** in the first GUI **200**. The response view **262** includes the title, author, posting date, posting time, and content of each selected response(s). Preferably, the content of the selected responses cannot be edited unless the user viewing the third GUI **260** is the author of the posted response. The content of certain selected response may be omitted, however, to display the title, author posting date and posting time only. This is useful in a number of instances, such as when one or more of the responses had already been read by the user accessing the third GUI **260**. A plurality of buttons **266** similar to those in the first GUI **200** may also be included to increase the functionality of this GUI.

A user may scroll through the responses displayed in the response view **262** in accordance with any method known in the art. It is preferred that the responses be scrolled in a "serpentine" manner in which each column scrolls into the adjacent column as the display is scrolled. For example, with reference to FIG. **5**, when the left column (i.e. having the heading "Bug Reports") is scrolled upwardly by one response, the response at the top of the center column will be moved to the bottom of the left column. The response at the top of the right column consequently will move to the bottom of the center column. Each of the other responses will similarly move upwardly by one response. The response view **262** also may be scrolled on a column by column basis, or on a page by page basis.

The display of responses in the response view **262** may be customized to display selected groups of responses. To that end, means are included for displaying responses having common posting dates **230** for a selected topic, authors **228**, and topics. For example, double-clicking on one of darkened boxes **216** (in the calendar view **206**) will group according to responses to a selected topic on a specific date. As further examples, double-clicking on a date in the timeline **210** will group according to common posting dates **230**, and double-clicking on an author's name in a fourth GUI **268** (discussed in detail below) will group according to one of the author's names.

FIG. **6** shows the fourth GUI **268** that summarizes, in an easy and user-friendly format, the number of responses to each of the topics **201** by each of the users. To that end, the fourth GUI **268** includes a user frequency view **270** and an adjacent report view **272**. The user frequency view **272** is a two-dimensional grid having the initials **274** of each of the users along the horizontal dimension, and a listing **276** of the topics **201** along the vertical dimension. A plurality of numbers **278**, each representing the number of responses to a topic **201** by a user, are positioned at the intersection of the initials **274** and the topics **201**. For example, user "RB" posted one reply to the topic **201** "Bug Reports," three replies to topic **201** "UI," and one reply to topic **201** "Welcome (again)?." The numbers **278** can also have a colored background to visually indicate more or less usage by a user. In the preferred embodiment, the background successively changes from white (lowest), to yellow (low medium), then to orange (high medium), and finally to red (highest) as the number of responses increases.

Similar to the report view **208** in the first GUI **200**, the report view **272** in the fourth GUI **268** lists the title of selected responses, their authors, and the date and time that those responses were posted. In the preferred embodiment, those selected responses are selected by the user when one of the numbers **278** in the grid is clicked. This causes all of the responses represented by that number to be listed in the report view **272**. For example, if the number "2" is double clicked under the initials **274** "DC," the two responses posted by user "DC" in reply to the topic **201** "Alpha 0.10 Known Problems and Limitations" will be listed in the report view **272**.

The report view **272** in the fourth GUI **268** has a number of functions and features that are identical to those in the first GUI report view **208**. A first such function is effectuated when an author's name is double-clicked, causing the second GUI **232** (FIG. **8**) to be displayed in front of the fourth GUI **268**, thus displaying information related to the selected author. A second function is effectuated when the title of the response is double-clicked, causing the third GUI **260** (FIG. **5**) to appear showing the content of the response. An unread only button **280** that causes the report view **272** to show only unread responses also may be included. Further, like the first GUI report view **208**, the number of responses, writers of the notes, and keywords may be displayed in the fourth GUI report view **272**.

Like the first GUI **200**, the fourth GUI **268** may also include a plurality of buttons (not shown) to perform miscellaneous functions. For example, several buttons can be included to move to another GUI. Similarly, buttons **286**, **288** for creating a new topic or a new response may also be included. An active presence view **290** showing users displaying the fourth GUI **268** may also included. The function and operation of the fourth active presence view **290** are identical to those of the active presence view **248** in the first GUI **200**.

FIG. **7**A shows a fifth GUI **292** having an outline view **294** that lists each of the responses in the database under the topic **201** to which they respond. Specifically, the topics **201** listed in the outline view **294** are not indented while topic responses **202** are indented one unit to the right more than the topics **201**. Similarly, reply responses **204** are grouped under the previously posted responses to which they respond (parent responses) and are indented one unit to the right more than their respective parent responses. This format enables a user to quickly and easily differentiate between topic responses **202** and reply responses **204**. It also visually indicates the relationship between different responses in the database.

The fifth GUI **292** also has a button view **296** having buttons **300** for accessing each response in a selected response chain. FIG. **7**B details the process of forming a response chain. Specifically, a response is selected by a user in the outline view **294** at step **700**. This selected response is added to the response chain at step **702**. If the selected response is not a reply to an earlier posted response, the process is ended, thus yielding the fully formed response chain (step **704**). If the selected response is a reply to an earlier posted response, that earlier selected response is selected at step **706** and fed back to step **702**. This process continues until the response chain is fully formed. After the response chain is fully formed, a button **300** for each response in the response chain are formed in the button view **296**. Clicking on one of the buttons **300** causes the computer to display the response whose title is displayed on the button **300**.

Like the first GUI **200**, the fifth GUI **292** may also include a plurality of other buttons to perform miscellaneous functions. For example, several buttons (not shown) can be

included to move to another GUI. Similarly, buttons **306**, **308**, and **309** for creating a new topic **201**, a new topic response **202**, or a new reply response **204** may also be included. An active presence view **310** showing users displaying the fifth GUI **292** may also included. The function and operation of the fifth active presence view **310** are identical to those in the first GUI **200**. The fifth GUI **292** may also have expand and collapse buttons **312**, **314** to expand or collapse the listing of responses in the outline view **294**.

As previously noted, the second GUI **232** (FIG. **8**) is displayed when an author's name is double clicked in either the first GUI report view **208** or the fourth GUI report view **272**. The second GUI **232** both displays information related to the selected author, and enables the selecting user to send an electronic message to the selected author. To that end, the second GUI **232** includes a display view **316** and a plurality of labeled tabs **318** adjacent to the display view **316**. When a tab is clicked, the display view **316** displays indicia that is related to the clicked tab label. For example, as shown in FIG. **8**, the preferred embodiment includes the tabs **318** "main," "phone," "contacts," "project," "mail," and "message." Each of these tabs **318** provides indicia related to the labeled topic **201**. The indicia may be buttons or other indicia that have a preselected function when clicked.

In the preferred embodiment (FIG. **8**), when the "main" tab is selected, the computer displays the author's name **324**, picture **322**, email address **324**, company logo **326**, company world wide web home page address **328**, and personal world wide web home page address **330**. This information is stored in a Notes-based global address book database which is created when the Notes system is installed. The address book database includes information for display by each of the tabs. Clicking on either of the world wide web home page addresses **328**, **330** causes the computer to connect directly to the selected world wide web home page. This connection is made through conventional means. The "phone," "contacts," and "project" tabs **318** respectively include indicia related to the author's various business and personal phone numbers (and fax numbers), relatives of the author to contact in an emergency, and company projects involving the author. The "mail" tab displays the electronic mail in the author's electronic mailbox queue.

The second GUI **232** may be customized by known methods, such as a Wizard program that guides a user through setting and/or modifying the display of that user's data in the second GUI. The user may therefore add and/or move images, logos, personal or professional data, and other information as desired.

An electronic message may be sent to the author by selecting the "message" tab. This causes the computer to display an electronic mail template having a message space for the user to enter a text message. After entering a text message, the user sends the message to the author by conventional means. Since both the source and destination of the electronic mail message are known, both are automatically entered into the message for transmission to the author. After the message is sent, it is temporarily stored in the second database as a data type "message" having fields "to," "from," and "body of message." The next time either of the first, second, third, fourth, or fifth GUIs are displayed by the author's computer, the message will be transmitted to and displayed by the author's display **170**. The message record is deleted from the second database after receipt of the message by the author. If any one of the inventive GUIs are displayed by the computer when the message is sent, it is expected that the message will be displayed by such author's computer within two to three seconds of transmission.

The message tab also includes means for sending instant messages to an author's display **170**. After being sent, instant messages are displayed immediately (i.e., within two to three seconds) on the receiving author's display **170**. In the event that the receiving author is not accessing the exemplary database, the instant message will be displayed immediately after the receiving author subsequently accesses the exemplary database. Like the previously discussed electronic messages, after selecting the message tab, the computer displays an electronic mail template having a message space for the user to enter a text message. Since both the source and destination of the instant message are known, both are automatically entered into the message for transmission to the selected author. After entering the text message and selecting a "send instant message" command button, the text message is displayed on the receiving author's display immediately, or immediately after receiving author's subsequent access into the exemplary database. After selecting the send instant message command button, the instant message is temporarily stored in the second database, until deleted by the receiving author, as a data type "message" having fields "to," "from," and "body of message." Unlike the previously discussed electronic messages, an instant message does not require a receiving author to check an electronic mailbox for messages.

Instant messages may also be sent to any number of users currently using the exemplary database. To that end, the electronic mail template may include an "additional users" space for directing the instant message to additional users of the exemplary database. User's names may be entered into the additional users space to direct the instant message to the preselected additional users. Names entered into the additional users space are automatically entered into the field "to" in the second database.

Each database having topics, topic responses **202**, and reply responses **204** has a set of the previously discussed inventive GUIs for their access. Although a Notes-based database was discussed in connection with the invention, any known database application program product may be used in connection with the inventive GUIs. The database may reside on a server in a local area network, or on a remote storage site that is accessible through the Internet.

The invention may be used with many different types of databases having different proprietary formats by means of a database interface module. Such types of databases may be accessed through the Internet. Among other advantages, the interface module enables the invention to be updated without requiring the updating code to be directed to every different type of database that may be accessed. The interface module may be considered to be a means for iterating through both file system entities (e.g., volumes, directories, and files) and database records from a wide range of different proprietary databases. To that end, the interface module includes a code library that is implemented as a dynamic link library ("DLL"). The DLL creates a two-dimensional table, from the information in the databases being accessed, that is in a form readable to the invention. The rows of the two-dimensional table are either database records or file system entities, and the columns are, respectively, either database fields or file system attributes. The table is formed from input data that may be either a PDS file for database records and file system entities, or a path to a file system directory for file system entities only. A PDS file is a file (with a .pds extension) containing information that allows the DLL to establish a data source (i.e. the two-dimensional table) for either file system entities or database records. The contents of a PDS file are known in the art.

The protocol for establishing a data source (i.e. the two-dimensional table) from a data source specification is as follows:

OpenDataSource: takes a fully-qualified path to either a PDS file or a directory, and returns a "handle" for use in subsequent conversations with the library;

CloseDataSource: takes a handle to a previously opened data source and frees all resources associated with the Data Source;

FirstRow: takes a handle to a previously opened data source; moves the internal table row index to the beginning of the data source; returns true if successful;

NextRow: takes a handle to a previously opened data source; moves the internal table row index to the next logical record in the data source; returns true if successful;

Columns: takes a handle to a previously opened data source; returns the number of columns available;

Rows: takes a handle to a previously opened data source; returns −1 for database data sources (since the total number of records is often not known until the database has been completely iterated through), and the actual number of rows in a file system data source;

Column: takes a handle to a previously opened data source, the index of the column of interest, and a pointer to a string to be filled in with the result;

ColumnType: takes a handle to a previously opened data source and the index of the column of interest; returns a type code indicating the actual type of the data in the specified column;

DisplayColumnName: takes a handle to a previously opened data source and the index of the column of interest; in the case of a database data source, a configuration-time supplied user-friendly name field is returned (this info is stored in the PDS). In the case of a file system data source, the field names are TBD.

ActualColumnName: takes a handle to a previously opened data source and the index of the column of interest; in the case of a database data source, the actual name of the database field is returned (this information is stored in the PDS). In the case of a file system data source, this call returns the same information as DisplayColumnName.

In an alternative embodiment, the interface module also may be, for example, the record maintenance interface disclosed in U.S. Pat. No. 5,522,066 (Liu), the disclosure of which being incorporated herein by reference, in its entirety.

In another alternative embodiment, the invention may be implemented as a computer program product for use with a computer system. Such implementation may include a series of computer instructions fixed either on a tangible medium, such as a computer readable media (e.g. diskette **142**, CD-ROM **147**, ROM **115**, or fixed disk **152** as shown in FIG. **3**) or transmittable to a computer system, via a modem or other interface device, such as communications adapter **190** connected to the network **195** over a medium **191**. Medium **191** may be either a tangible medium (e.g., optical or analog communications lines) or a medium implemented with wireless techniques (e.g., microwave, infrared or other transmission techniques). The series of computer instructions embodies all or part of the functionality previously described herein with respect to the invention. Those skilled in the art should appreciate that such computer instructions can be written in a number of programming languages for use with many computer architectures or operating systems. Furthermore, such instructions may be stored in any memory device, such as semiconductor, magnetic, optical or other memory devices, and may be transmitted using any communications technology, such as optical, infrared, microwave, or other transmission technologies. It is expected that such a computer program product may be distributed as a removable media with accompanying printed or electronic documentation (e.g., shrink wrapped software), preloaded with a computer system (e.g., on system ROM or fixed disk), or distributed from a server or electronic bulletin board over a network (e.g., the Internet or World Wide Web).

Each of the inventive GUIs may be constructed by conventional software programming techniques known in the art. It is preferred that the GUIs be constructed by visual builders, such as OCX™ (available from Microsoft Corp.) or Delphi™ (available from Borland Corp.). Database functions, such as storing information, searching through records, accessing records, and modifying records, are all performed by the underlying database application program product. The exemplary database uses Notes to perform each of those functions.

Although various exemplary embodiments of the invention have been disclosed, it will be apparent to those skill in the art that various changes and modifications can be made which will achieve some of the advantages of the invention without departing from the spirit and scope of the invention. These and other obvious modifications are intended to be covered by the appended claims.

Having thus described the invention, what we desire to claim and secure by Letters Patent is:

1. Apparatus for use with a computer system having a memory and a display, the apparatus residing in the memory and generating a graphical user interface displaying information relating to a database storing a plurality of topics and responses to those topics, each response having a content, title, author, and posting date, the graphical user interface comprising:

a calendar view having a two-dimensional grid in which a timeline is displayed along one dimension of the grid, and an index listing the plurality of topics is displayed along the other dimension of the grid, the timeline displaying a plurality of equal time units, the calendar view further having means for graphically displaying the number of responses posted to each topic during the time designated by each time unit; and

a report view adjacent to the calendar view, the report view having means for displaying indicia relating to each response posted to one of the plurality of topics.

2. The apparatus as defined by claim **1** wherein the calendar view includes means for causing the content of each response posted to the one of the plurality of topics to be displayed in front of the graphical user interface.

3. The apparatus as defined by claim **1** further including means for displaying the content of the response in the form of a column.

4. The apparatus as defined by claim **3**, wherein the displaying means displays the content of a plurality of responses in two columns.

5. The apparatus as defined by claim **4**, further including means for scrolling the responses in a serpentine manner.

6. The apparatus as defined by claim **3**, wherein the displaying means includes means for displaying preselected groups of responses.

7. The apparatus as defined by claim **1** wherein the report view includes means for displaying the title, author, and posting date of each response posted to the one of the plurality of topics.

8. The apparatus as defined by claim 1 wherein the response has an author, the report view including:

means for accessing a second database having information related to the author; and

means for displaying the author information in front of the graphical user interface.

9. The apparatus as defined by claim 1 wherein the first graphical user interface includes means for identifying one or more users simultaneously using the graphical user interface.

10. The apparatus as defined by claim 1 wherein the report view includes means for displaying the contents of the response to the topic in front of the graphical user interface.

11. The apparatus as defined by claim 1 wherein the report view includes means for excluding indicia from being displayed in the report view, the excluded indicia begin indicia identifying previously read responses.

12. The apparatus as defined by claim 1, wherein a duty database is stored in the memory, the duty database containing information related to duties of selected users of the database.

13. The apparatus as defined by claim 1, wherein the calendar view has a field view, the apparatus further including (1) means for scrolling the timeline; and (2) means for displaying responses not in the field of view.

14. The apparatus of claim 13, wherein the calendar view has a current field of view, the apparatus further including means for directly returning to the current field of view.

15. A method of summarizing information stored in a database, the method being for use with a computer system having a memory and a display, and generating a graphical user interface displaying information related to a database on the display, the method comprising the steps of:

A. accessing the database, the database containing a plurality of topics and responses posted to those topics, each response having a content, title, author, and posting date;

B. displaying a two-dimensional grid on a display device, the grid having a timeline designating a plurality of equal time units along a first dimension, a list of the plurality of topics stored in the database along a second dimension, and grid indicia aligned with both one of the equal time units and one of the topics, the grid indicia indicating that a response was posted to one of the of topics at a time designated by the one of the equal time units; and

C. displaying adjacent to the grid, in response to a user selecting one of the plurality of topics in the second dimension of the grid, report indicia related to each response posted to the selected topic.

16. The method of summarizing data in a database as defined by claim 15 wherein the report indicia includes the title, author, and posting time of each response posted to the selected topic.

17. The method of summarizing data in a database as defined by claim 15 comprising the further step of:

D. displaying indicia indicating the total number of responses posted to the one of the topics on the one of the equal time units.

18. The method of summarizing data in a database as defined by claim 15 comprising the further step of:

E. displaying, in response to a user selecting the grid indicia, the content of the response posted to the one of the plurality of topics at the time designated by the one of the equal time units.

19. The method of summarizing data in a database as defined by claim 15 comprising the further step of:

F. displaying, in response to a user selecting the report indicia, the content of the response related to the selected report indicia.

20. The method of summarizing data in a database as defined by claim 15 further comprising the steps of:

G. accessing a second database containing the names of the users displaying the two-dimensional grid; and

H. displaying the names of the users listed in the second database.

21. A computer program product for use with a graphics display device, the computer program product generating a graphical user interface on the display device for summarizing information stored in a database containing a plurality of topics and responses posted to those topics, each response having a content, title, author, and posting date, the computer program product comprising a computer usable medium having computer readable program code thereon, the computer readable program code including:

program code for accessing the database;

program code for displaying a two-dimensional grid on a display device, the grid having a timeline designating a plurality of equal time units along a first dimension, a list of the plurality of topics stored in the database along a second dimension, and grid indicia aligned with both one of the equal time units and one of the topics, the grid indicia indicating that a response was posted to one of the of topics at a time designated by the one of the equal time units; and

program code for displaying adjacent to the grid, in response to a user selecting one of the plurality of topics in the second dimension of the grid, report indicia related to each response posted to the selected topic.

22. The computer program product as defined by claim 21 further including program code for displaying indicia indicating the total number of responses posted to the one of the topics on the one of the equal time units.

23. The computer program product as defined by claim 21 further including program code for displaying, in response to a user selecting the grid indicia, the content of the response posted to the one of the plurality of topics at the time designated.

24. The computer program product as defined by claim 21 further including program code for displaying, in response to a user selecting the report indicia, the content of the response related to the selected report indicia.

25. The computer program product as defined by claim 21 further including:

program code for accessing a second database containing the names of the users displaying the two-dimensional grid; and

program code for displaying the names of the users listed in the second database.

* * * * *