Greater Phoenix Economic Council

Greater Phoenix Semiconductor Ecosystem

FEBRUARY 2025

602.256.7700 /// gpec.org

TSMC 1051
TSMC v. Marlin, IPR2026-00261

Develop Your Business in Greater Phoenix

One of the nation's most storied semiconductor hubs

Greater Phoenix is one of America's longest-standing semiconductor hubs. Motorola kicked off the region's microelectronics boom when it opened a research and development facility in Phoenix in 1949, and now, seven decades later, Greater Phoenix has a thriving and diverse ecosystem home to manufacturing, headquarters and research and development facilities for some of the most well-known companies in the industry, including ASML, Intel, onsemi and TSMC.

Here are just a few reasons why semiconductor companies thrive in Greater Phoenix:

- Large and talented workforce
- Massive education pipeline developing workers with vital skills
- Well-built transportation networks ensure easy access to a robust talent pool
- Competitive operating cost and tax environment with several available incentives
- More affordable cost of living for the employees, offering a better quality of life than peer markets
- Welcoming and supportive region with active trade associations and dynamic networking organizations



Value Proposition

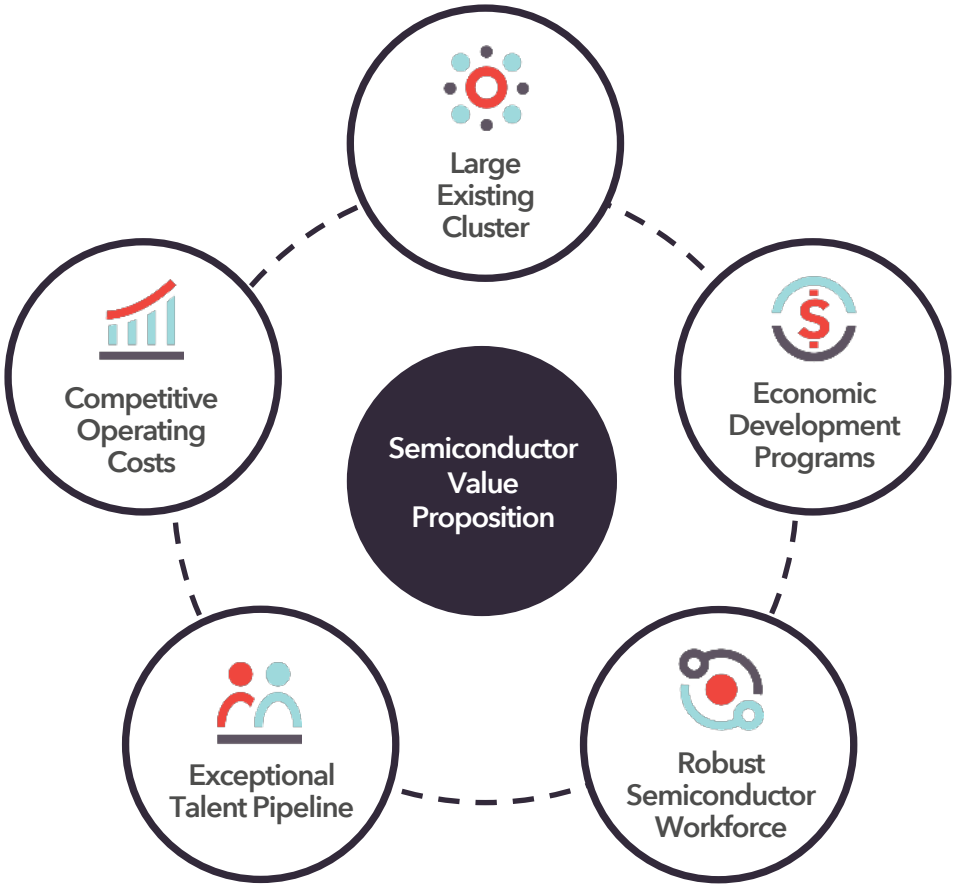

Large Existing Cluster	Economic Development Programs	Robust Semiconductor Workforce	Exceptional Talent Pipeline	Competitive Operating Costs
• Home to some of the industry's largest & most influential players, including TSMC and Intel • Headquarters include Amkor Technology, Microchip Technology, ASM America and others • Large network of suppliers in the region	• Up to $20,000/job in refundable tax credit • $9,000/job in corporate income tax credits • Reduced property tax through favorable depreciation schedules • Sales tax abatement on electricity and natural gas • Sale tax exemptions for manufacturing machinery and equipment, including cleanrooms. • Foreign Trade Zone sites can reduce property tax by 69%	• 100,000+ jobs in occupations relevant to semiconductors • Labor costs are tens of thousands dollar less per employee per year	• 1,800 graduates in semiconductor-related degrees at Arizona universities • Over 38,000 enrolled in engineering schools across Arizona • 50,000+ total graduates from Arizona's largest universities	• Operating costs up to 39% lower than competing markets • Right-to-work state • Substantially lower corporate income tax rates in Arizona compared with California and Oregon

Industry Cluster

Industry Highlights: Semiconductor Chip Manufacturers

Industry-leading semiconductor chip manufacturing firms from across the supply chain have critical operations in Greater Phoenix. Regardless the operation type, Greater Phoenix has demonstrated it has the ecosystem to support microelectronics firms, big and small.

Total Employment: 12,000 **Operations:** R&D, Manufacturing

Since Intel first established its Arizona presence in 1979, the company has announced more than $66 billion in investment to build high-tech manufacturing and built the Chandler site into its second-largest in the United States. Each year, Intel spends more than $450 million to support research and development into areas such as packaging and autonomous vehicles. Intel has announced $40 billion of investment since 2017 through announcements that will create two new fabs and add 3,000 jobs.

Total Employment: 3,000+ **Operations:** R&D, Manufacturing

Greater Phoenix has become the epicenter of Taiwan Semiconductor Manufacturing Company's (TSMC) U.S. presence with a total of $165 billion planned investment into Halo Vista through six fabs, two advanced packaging facilities and a research & development facility. In 2025, the company began production of 4-nanometer (nm) chips in the first fab, completed construction of the second fab, where 3nm chips will be produced, and is scheduled to begin construction on the third fab. At full build out, TSMC projects that 30% of its worldwide production of 2nm and more advanced chips will be in Arizona.

Total Employment: 1,700 **Operations:** R&D, Manufacturing

NXP, which entered Greater Phoenix in 2015 upon a merger with Motorola spinoff Freescale Semiconductor, operates two of its four U.S. fabs in Chandler. The company's $100 million expansion in 2020 make it the most advanced fab dedicated to 5G RF power amplifiers in the country.

Source: Intel; TSMC; Microchip Technology; NXP; Lightcast

Industry Cluster

Industry Highlights: Semiconductor Chip Manufacturers

Industry-leading semiconductor chip manufacturing firms from across the supply chain have critical operations in Greater Phoenix. Regardless the operation type, Greater Phoenix has demonstrated it has the ecosystem to support microelectronics firms, big and small.

Total Employment: 1,660 **Operations:** HQ, R&D, Manufacturing

Headquartered in Chandler, Microchip Technology is a spinoff of General Instrument that became fully independent in 1989. In addition to its HQ, Microchip Technology operates a wafer fab in Tempe.

Total Employment: 1,000 **Operations:** HQ, R&D, Manufacturing

Headquartered in Scottsdale, onsemi was spun out of Motorola in 1999. Onsemi has had a presence in Greater Phoenix for more than 70 years, both as a part of Motorola and as its own company. The headquarters campus also houses a Solution Engineering Center.

Total Employment: 290 **Operations:** R&D

Renesas acquired Integrated Device Technology (IDT) in 2019. At this research and development facility in Tempe, the company works on the development and design of proprietary, differentiated, high-performance, low-power analog and mixed signal semiconductor products.

Total Employment: 140 **Operations:** R&D

Qualcomm has Greater Phoenix locations in Chandler and Tempe. These offices perform research and development functions for the company.

Source: NXP; onsemi; Renesas; Qualcomm; Lightcast

Industry Cluster

Industry Highlights: Suppliers

Industry-leading semiconductor firms from across the supply chain have established critical operations in Greater Phoenix to support the numerous chip manufacturers in the region. Regardless the operation type, Greater Phoenix has demonstrated that it has the ecosystem to support microelectronics firms, big and small.

Total Employment: 1,000 **Operations:** HQ, R&D

Amkor Technology moved its HQ to Greater Phoenix in 2005 and is now headquartered in Tempe, where it does significant development work. In 2024, Amkor announced a 56-acre semiconductor campus in Peoria, with Phase I expected to be complete in 2027.

Total Employment: 661 **Operations:** HQ, R&D

ASM America opened its U.S. headquarters in Arizona in 1976 and has since made its Arizona location the largest research and development facility in its portfolio. In 2023, ASM announced the development of its new $300 million North American HQ in Scottsdale, which will bring an additional 1,200 jobs.

Total Employment: 500 **Operations:** HQ, Manufacturing

After announcing the relocation of its headquarters to Tempe in 2017, Benchmark Electronics opened an Internet of Things Design Center focused on sensor design and wireless infrastructure. The company also has a manufacturing facility in Phoenix focused on circuit design and precision machining for semiconductors.

Total Employment: 280 **Operations:** R&D, Production

Infineon has two locations in the region. Its Chandler location performs research and development functions, while its Mesa location is a manufacturing facility that is home to a Gallium Nitride (GaN) cleanroom.

Source: Amkor Technology; ASM; Benchmark; Infineon; Lightcast

Industry Cluster

Industry Highlights: Suppliers

Industry-leading semiconductor firms from across the supply chain have established critical operations in Greater Phoenix to support the numerous chip manufacturers in the region. Regardless the operation type, Greater Phoenix has demonstrated that it has the ecosystem to support microelectronics firms, big and small.

Total Employment: 280 **Operations:** Equipment services

Headquartered in Japan, Tokyo Electron is a world leading semiconductor equipment manufacturer. It has an office in Phoenix that serves local semiconductor companies in the region.

Total Employment: 260 **Operations:** Support Services

Headquartered in the Netherlands, ASML first opened its Greater Phoenix Global Support Center in 1984 and relocated to Chandler in 2014. Its support center responds to customer needs and ensures ASML's machinery remains operational.

Total Employment: 197 **Operations:** Equipment services

Pentagon Technologies is a leading provider of mission-critical manufacturing and construction support services to the semiconductor and microelectronics industries. Its new semiconductor equipment cleaning facility in Mesa opened in 2024 and will create an additional 300 jobs.

Total Employment: 150 **Operations:** R&D

Marvell Semiconductor's Greater Phoenix corporate office in Chandler operates functions including design, testing and software development.

Source: Tokyo Electron; ASML; Pentagon Technologies; Marvell; Lightcast

Industry Cluster

Industry Highlights: Suppliers

Industry-leading semiconductor firms from across the supply chain have established critical operations in Greater Phoenix to support the numerous chip manufacturers in the region. Regardless the operation type, Greater Phoenix has demonstrated that it has the ecosystem to support microelectronics firms, big and small.

Total Employment: 128 **Operations:** Manufacturing

Headquartered in Tokyo, JX Advanced Metals' Chandler office conducts global business operations in the nonferrous metals market. In 2024, a new Mesa manufacturing facility was announced that will add to the semiconductor materials pipeline.

Total Employment: 100 **Operations:** Manufacturing

EMD Electronics' manufacturing facility in Chandler focuses on the storage and delivery of specialty gases and chemicals used in the semiconductor chip manufacturing process.

Total Employment: 100 **Operations:** HQ, R&D, Wafer Bumping

Headquartered in Phoenix, FlipChip International is the largest bumping and wafer level service provider in North America. It serves the aerospace, automotive, consumer and medical industries.

Total Employment: 74 **Operations:** Equipment Services

KoMiCo, a global leader in precision cleaning and advanced coatings in the semiconductor industry, announced a new facility in Mesa. The facility is expected to be operational by 2026 and create over 200 jobs.

Source: JX Advanced Materials; EMD Electronics; FlipChip International; KoMiCo; Lightcast

Industry Cluster

Additional Industry Highlights

In addition to the companies highlighted in the previous slides, there are a variety of other chip manufacturers and suppliers driving the Greater Phoenix semiconductor industry. Below are some of these additional companies operating in the region.

ADVANTEST

AIR PRODUCTS

APPLIED MATERIALS

BROADCOM

CCP 長春集團 CHANG CHUN GROUP

CIRRUS LOGIC

CS CLEAN SOLUTIONS

entrepix

EVERSPIN TECHNOLOGIES

FUJIFILM

EV GROUP

IceMOS Technology

Lam RESEARCH

Linde

MEC

ShinEtsuMicroSi

SUMCO

SUMITOMO CHEMICAL ADVANCED TECHNOLOGIES

SUNLIT

VERSUM MATERIALS

YES

Talent Pipeline

Education Highlights

Arizona's institutions of higher education are training the semiconductor workforce of the future via innovative partnerships and high-quality engineering programs. More information about Arizona's talent pipeline is below.

Arizona State University **Total Enrollment:** 80,065

Arizona State University (ASU) is committed to partnering with corporate, education and government organizations to produce a workforce. ASU has over 80,000 on-campus students and has the largest engineering school in the nation, with over 30,000 on-campus and online students. The university also offers a certificate in semiconductor processing to further prepare the workforce for the needs of the industry.

University of Arizona **Total Enrollment:** 49,403

Located in Tucson, the University of Arizona (U of A) offers a variety of engineering degrees. U of A is part of a joint initiatives in the operation of the SRC Engineering Research Center for Environmentally Benign Semiconductor Manufacturing, which creates the science, technology and educational methods needed to lead the semiconductor industry to a new era of environmentally benign manufacturing.

Northern Arizona University **Total Enrollment:** 28,086

Northern Arizona University (NAU) offers several microelectronics and semiconductor-related degree programs (e.g., Computer Engineering and Electrical Engineering; Physics and Material Science) and other related courses.

University	Type	City	Engineering Enrollment	Semiconductor Graduates	Total Graduates
Arizona State University	4-yr Public	Tempe	31,752	1,526	21,683
University of Arizona	4-yr Public	Tucson	3,411	150	12,079
Northern Arizona University	4-yr Public	Flagstaff	3,018	140	7,797
Total:	-	-	**38,181**	**1,816**	**41,559**

Source: Arizona State University, University of Arizona, Northern Arizona University, Arizona Board of Regents, Lightcast 2025 Q1 Dataset

Innovation at Arizona State University (ASU)

ASU's significant engagement in the semiconductor sector underlines its commitment to collaborative research, education and innovation that spans across disciplines and industries. Through strategic initiatives like the pioneering Core Research Facilities, ASU offers access to state-of-the-art equipment, services and training that promote research endeavors. Available capabilities include the following facilities:

- Additive Manufacturing Center: The largest additive center at any Southwest university
- Advanced Electronics and Photonics: Comprehensive electronics center
- NanoFab: State of the art nanofabrication facility

ASU's Microelectronics Industry Council convenes industry partners and academic experts to collaborate on a unified vision for the regional semiconductor ecosystem. Below are some additional centers, labs and initiatives related to microelectronics.

- ASU Center for Semiconductor Microelectronics (ACME)
- Materials of the Universe (MotU)
- Center for Embedded Systems (CES)
- Computational Materials Design Lab
- Flexible Electronics and Display Center
- Materials to Fab Center
- Sensor Signal and Information Processing Center
- Southwest Advanced Prototyping (SWAP) Hub

ASU Chosen for NSTC

ASU Research Park has been selected as the home and partner for a CHIPS-funded national facility for semiconductor advanced packaging and R&D

- The facility will feature cutting-edge capabilities for laboratory research and semiconductor production
- The site is expected to be operational in 2028 and will enable researchers and industry leaders to develop and test advanced packaging materials

For more information about ASU's initiatives, visit **https://microelectronics.asu.edu/**

Talent Pipeline

Maricopa Community College

Consisting of 10 campuses across the region, Maricopa Community Colleges serves over 100,000 students each year. The district offers a number of programs relevant to the semiconductor industry, including the 10-day Semiconductor Technician Quick Start Program, which prepares students for a career in advanced manufacturing.

Grand Canyon University

Grand Canyon University is a private Christian university committed to training the next generation of working professionals. The university offers a variety of programs in the computer science and engineering fields.

Central Arizona College

With five schools across Pinal County, Central Arizona College offers programs relevant to the semiconductor industry. CAC is part of the ReadyTechGo initiative that prepares students for careers in advanced manufacturing.

Future48

Created as a partnership between the Arizona Commerce Authority and community colleges throughout Arizona, the Future48 workforce accelerator offers training for in-demand industries out of GateWay Community College.

Talent Pipeline

Arizona Advanced Manufacturing Institute

Located at Mesa Community College, the Arizona Advanced Manufacturing Institute (AzAMI) offers industry certifications, stackable credentials that are competency-based with degree and certificate programs, flexible models of delivery, and portable labs for on-site training to ensure the region has the necessary pipeline of talent for present and future companies. By partnering with leaders in the manufacturing sector, AzAMI can ensure programs meet the needs of the industry.

Program & Career Options

- Automation & Robotics Technology
- Drafting and Design Technology
- Electronics Engineering Technology
- Electronics Technology
- Manufacturing Technology
- Electromechanical Automation Technology
- Industrial Technology
- Mechanical Drafting
- Welding Technology

Partnerships

EAST VALLEY PARTNERSHIP

SCIENCE foundation ARIZONA INNOVATION AT WORK

MANUFACTURING Institute

Precision Manufacturing Apprenticeship Program Manufacture Your Future

Labor Analysis

The table below shows the total number of jobs in relevant occupations in the selected metro regions.

Occupation	Phoenix	Dallas-Fort Worth	Portland	San Jose
General and Operations Managers	70,211	135,941	28,255	19,262
Software Developers	29,353	60,632	17,536	89,683
Miscellaneous Assemblers and Fabricators	17,050	37,089	7,238	6,486
Computer and Information Systems Managers	11,110	25,075	5,372	20,098
Inspectors, Testers, Sorters, Samplers, and Weighers	7,161	15,450	3,803	5,057
First-Line Supervisors of Production and Operating Workers	6,289	17,390	5,564	2,835
Industrial Engineers	5,458	8,070	3,545	3,595
Electrical, Electronic, and Electromechanical Assemblers, Except Coil Winders, Tapers, and Finishers	4,408	6,823	3,490	8,374
Mechanical Engineers	3,774	5,072	2,585	3,874
Architectural and Engineering Managers	3,150	5,995	3,788	6,195
Electrical Engineers	3,097	4,660	3,459	6,408
Software Quality Assurance Analysts and Testers	2,880	9,343	1,656	7,835
Electronics Engineers, Except Computer	2,720	4,009	656	5,553
Industrial Production Managers	2,398	5,491	1,827	2,305
Semiconductor Processing Technicians	2,046	3,441	5,401	1,724
Computer Hardware Engineers	1,903	1,216	8,473	10,460
Industrial Engineering Technologists and Technicians	1,708	1,388	2,322	625
Materials Engineers	998	1,160	261	517
Electrical and Electronics Drafters	610	1,037	194	331
Total	**176,322**	**349,281**	**105,425**	**201,217**

Source: Lightcast 2025 Q1 Dataset

Labor Analysis

The table below shows median annual wages in relevant occupations in the selected regions.

Occupation	Phoenix	Dallas-Fort Worth	Portland	San Jose
General and Operations Managers	$94,282	$102,071	$101,737	$166,800
Software Developers	$126,017	$129,603	$133,929	$199,153
Miscellaneous Assemblers and Fabricators	$40,526	$36,839	$45,477	$49,018
Computer and Information Systems Managers	$166,638	$167,581	$164,605	$282,034
Inspectors, Testers, Sorters, Samplers, and Weighers	$48,700	$42,339	$51,339	$55,869
First-Line Supervisors of Production and Operating Workers	$66,990	$61,921	$69,360	$84,429
Industrial Engineers	$103,039	$102,207	$102,704	$132,765
Electrical, Electronic, and Electromechanical Assemblers, Except Coil Winders, Tapers, and Finishers	$45,792	$39,036	$46,794	$49,052
Mechanical Engineers	$98,513	$99,817	$100,672	$153,505
Architectural and Engineering Managers	$167,000	$167,683	$167,316	$225,752
Electrical Engineers	$104,440	$97,206	$119,384	$206,317
Software Quality Assurance Analysts and Testers	$98,697	$101,863	$96,166	$164,210
Electronics Engineers, Except Computer	$128,223	$126,195	$108,931	$176,134
Industrial Production Managers	$125,740	$120,528	$116,955	$165,359
Semiconductor Processing Technicians	$47,227	$38,192	$57,873	$48,460
Computer Hardware Engineers	$142,969	$110,195	$140,118	$179,089
Industrial Engineering Technologists and Technicians	$61,984	$58,645	$66,967	$77,148
Materials Engineers	$129,569	$115,875	$132,934	$142,563
Electrical and Electronics Drafters	$63,090	$67,713	$76,186	$91,902

Source: Lightcast 2025 Q1 Dataset

Operating Cost Analysis

The Annual Business Operating Cost Analysis has been prepared using the following parameters as an estimate for an advanced manufacturing operation in competitor markets. Component and custom analyses to match your company's operations can be provided upon request.

Assumptions

- $15,000,000 personal property investment
- 75,000 square foot Industrial Manufacturing, Lease
- Utilities - Electric: 75KW, 30,000KWh; Water/Wastewater: 3,000cf, 5/8 meter; Natural Gas: None
- 100 jobs (Bureau of Labor Statistics equivalent occupations)

Occupations	Employment
Semiconductor Processors	25
Electrical and Electronics Engineering Tech	20
Electrical Engineers	15
Electronics Engineers, Except Computer	15
Team Assemblers	12
Computer-Controlled Machine Operators	6
Machinists	4
Industrial Production Managers	2
General and Operations Managers	1
Total	**100**

Operating Cost Analysis

With lower costs related to payroll, benefits and property tax, Greater Phoenix's semiconductor ecosystem offers cost advantages to peer markets.

Metro	Employee Payroll	Fringe And Mandated Benefits	Utilities	Real Estate Payments	Property Tax	Total Operating Cost	Index
Phoenix	$7,991,736	$1,375,209	$45,476	$936,000	$6,777	$10,355,197	**100.0%**
Dallas-Fort Worth	$8,681,385	$1,485,850	$52,113	$539,250	$344,217	$11,102,815	**107.2%**
Portland	$8,432,547	$1,512,214	$43,210	$891,000	$162,150	$11,041,122	**106.6%**
San Jose	$10,405,601	$2,341,120	$107,512	$1,368,000	$181,650	$14,403,883	**139.1%**

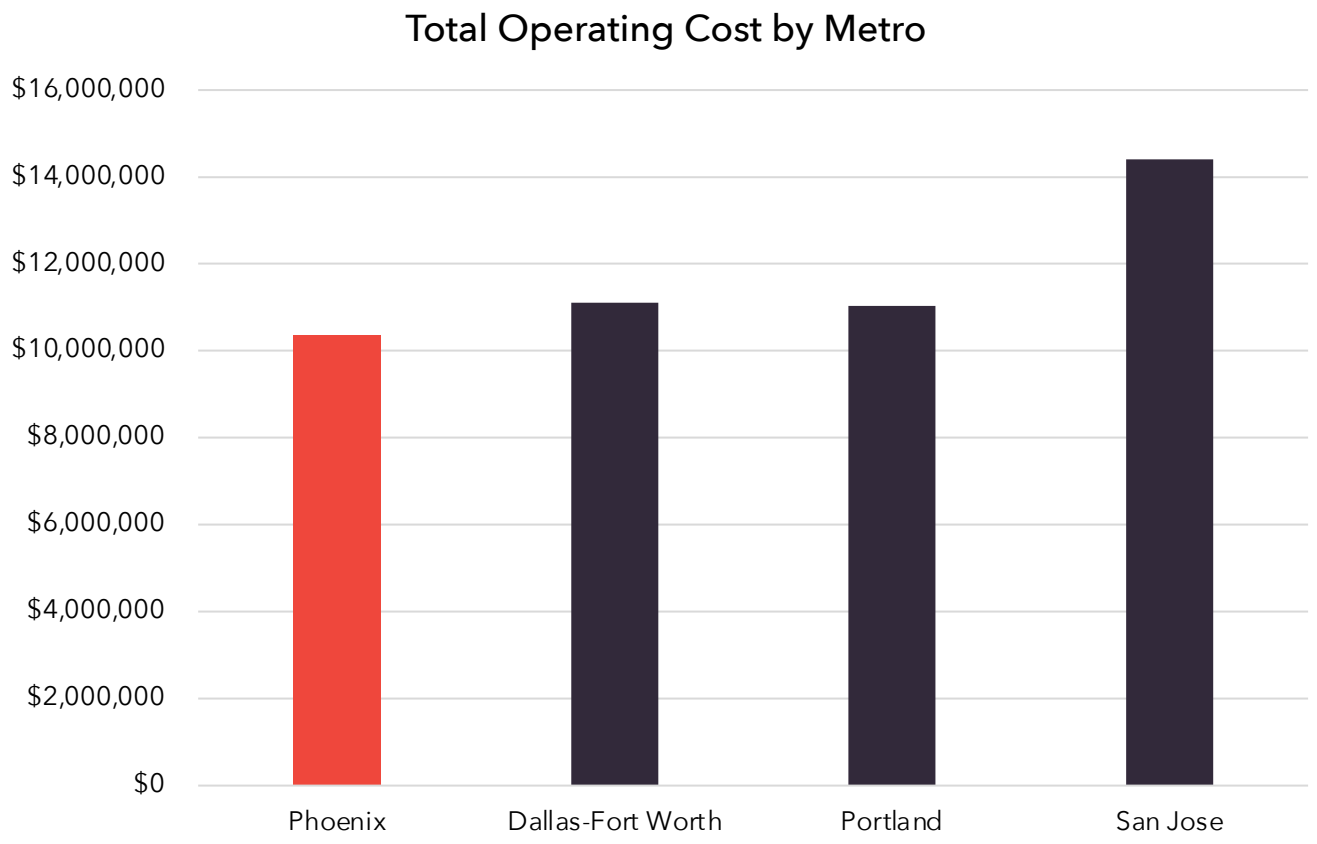

Source: Applied Economics 2024 Metrocomp Tool

Operating Cost Analysis

Arizona Tax Environment vs. Competitor Markets

Arizona has a very competitive tax and mandated benefits environment compared to peer markets.

Metro	Sales Tax Rate	Corporate Income		Inventory Tax	Unemployment Insurance			Workers Comp. (Rate per $100 Payroll)
		Tax Rate	Bases		Rate (as % of Payroll)	Wage Base	Max. Weekly Benefit	
Phoenix	8.60%	4.90%	Net Income	No	2.00%	$8,000	$320	$0.87
Dallas-Fort Worth	8.25%	0.75%	Taxable Margin	Yes	2.70%	$9,000	$577	$0.88
Portland	0.00%	7.60%	Net Income	No	2.40%	$52,800	$836	$0.93
San Jose	9.38%	8.84%	Net Income	No	3.40%	$7,000	$450	$2.26

Source: Applied Economics Metrocomp Tool, 2024; Tax Foundation, 2024; Various state revenue departments, 2024; Oregon Dept. of Consumer and Business Services, "Workers' Comp. Premium Rate Ranking", 2022; U.S. DOL, "Significant Provisions of State Unemployment Insurance Laws", Jul. 2024



Statutory Incentives

Statutory Incentives

Even with the highly competitive tax environment in Greater Phoenix and Arizona, there are several tax incentives that can be utilized to mitigate operating costs. Please note that this is not a comprehensive list of all incentives available in the state of Arizona. Additionally, it should be noted that this is only a guide for potential incentives. Actual incentives will depend on project parameters and varying program qualifications and requirements as determined by the Arizona Commerce Authority.

Quality Jobs Tax Credit

The Quality Jobs Tax Credit program awards $9,000 of tax credits over three years for qualifying companies. The chart below highlights minimum qualifying capital expenditure and wage rate in an urban area, while the texts describe additional program parameters.

$9K

$9,000 corporate income tax credits per job ($3,000/employee/year)

10K

Capped at 10,000 jobs per year

65%

Employer must offer to pay at least 65% of employee health insurance premium

Urban

Min. New Jobs	County Median Wage	Maricopa	Min. Capex
25	100%	$48,630	$5,000,000
25	125%	$60,788	$2,500,000
25	150%	$72,946	$1,000,000
25	200%	$97,261	$500,000

Rural

Min. New Jobs	County Median Wage	Pinal	Min. Capex
5	100%	$47,778	$1,000,000
5	125%	$59,722	$500,000
5	150%	$71,666	$100,000

Source: Arizona Commerce Authority

Statutory Incentives

Qualified Facilities Refundable Tax Credit

- Targets manufacturing facilities, including those focusing on research and development or headquarters locations
- Offers refundable income tax credit equal to the lesser of:
    - 10% of the qualifying capital investment, or
    - $20,000 per net new full-time employment position at the facility (if company invests over $2B and they can qualify for $30,000 per employee), or
    - $30,000,000 per taxpayer
- Requires annual wages of greater than 125% of the state median wage for production occupations in urban areas ($55,744); 100% in rural areas ($44,595)
- At least 65% of benefits package covered by employer
- Minimum investment of $250,000

Sales Tax Exemptions

- Equipment and machinery directly used in manufacturing is exempt from sales tax
- Semiconductor cleanroom equipment is exempt from sales tax
- Research and development equipment and machinery is exempt from sales tax
- Utilities like electricity and natural gas are exempt from sales tax for manufacturing and smelting operations.

Foreign Trade Zones (FTZ)

- Designated areas where imports can be stored without full customs formalities
- In Arizona, property is reclassified from Class 1 to Class 6, lowering assessment ratio from 16% to 5%
- Property tax savings of up to 69%

HB2822

This legislation sets the full cash value of business and agricultural personal property initially classified during or after Tax Year 2022 to 2.5% of the property's acquisition cost. Properties that can benefit from the new legislation include shopping centers, golf courses, manufacturers, and other personal property devoted to commercial or industrial use that is not classified elsewhere, agricultural property, and personal property in a FTZ or MRZ.

Key Infrastructure

Greater Phoenix Regional Highway Map

The map below displays existing and planned highway infrastructure in Greater Phoenix. The region's highways are well-planned and provide easy access to all the major submarkets in the region, including close proximity to Interstates 8 and 40 that provide seamless access to California markets.

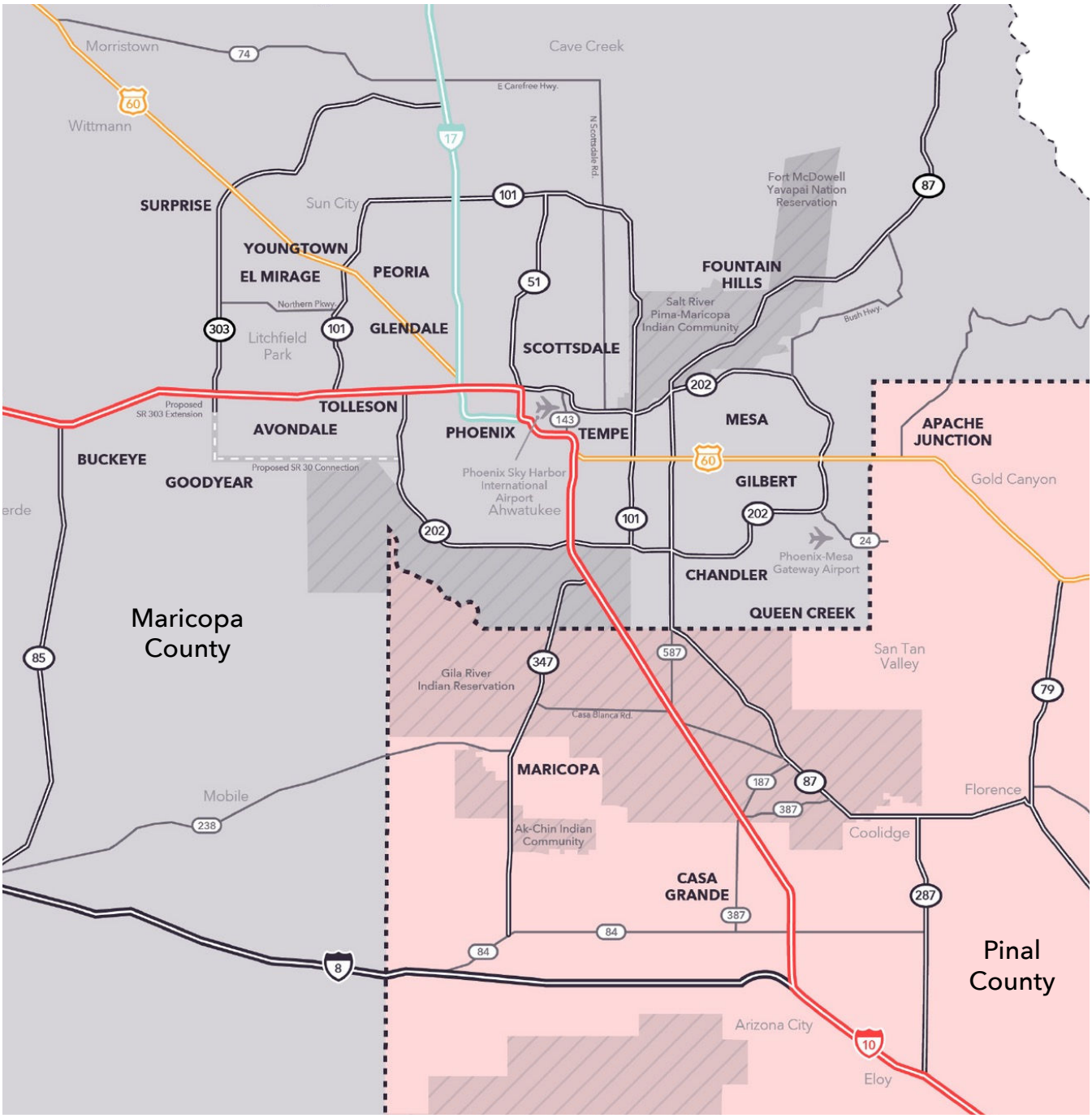

Key Infrastructure

Commute Times & Light Rail

Companies that move to the region leverage the access to workforce and the proximity to millions of customers. The region has a modern freeway system and an expanding light rail that ensures a robust talent supply no matter where a business is located.

Metro	Average Commute Times	Yearly Commute	Index
Phoenix	26.7 minutes	9.6 days	**100.0%**
Dallas-Fort Worth	28.4 minutes	10.3 days	**106.4%**
Portland	25.2 minutes	9.1 days	**94.4%**
San Jose	27.6 minutes	10.0 days	**103.4%**

Source: ACS 2023 1-Year Estimates

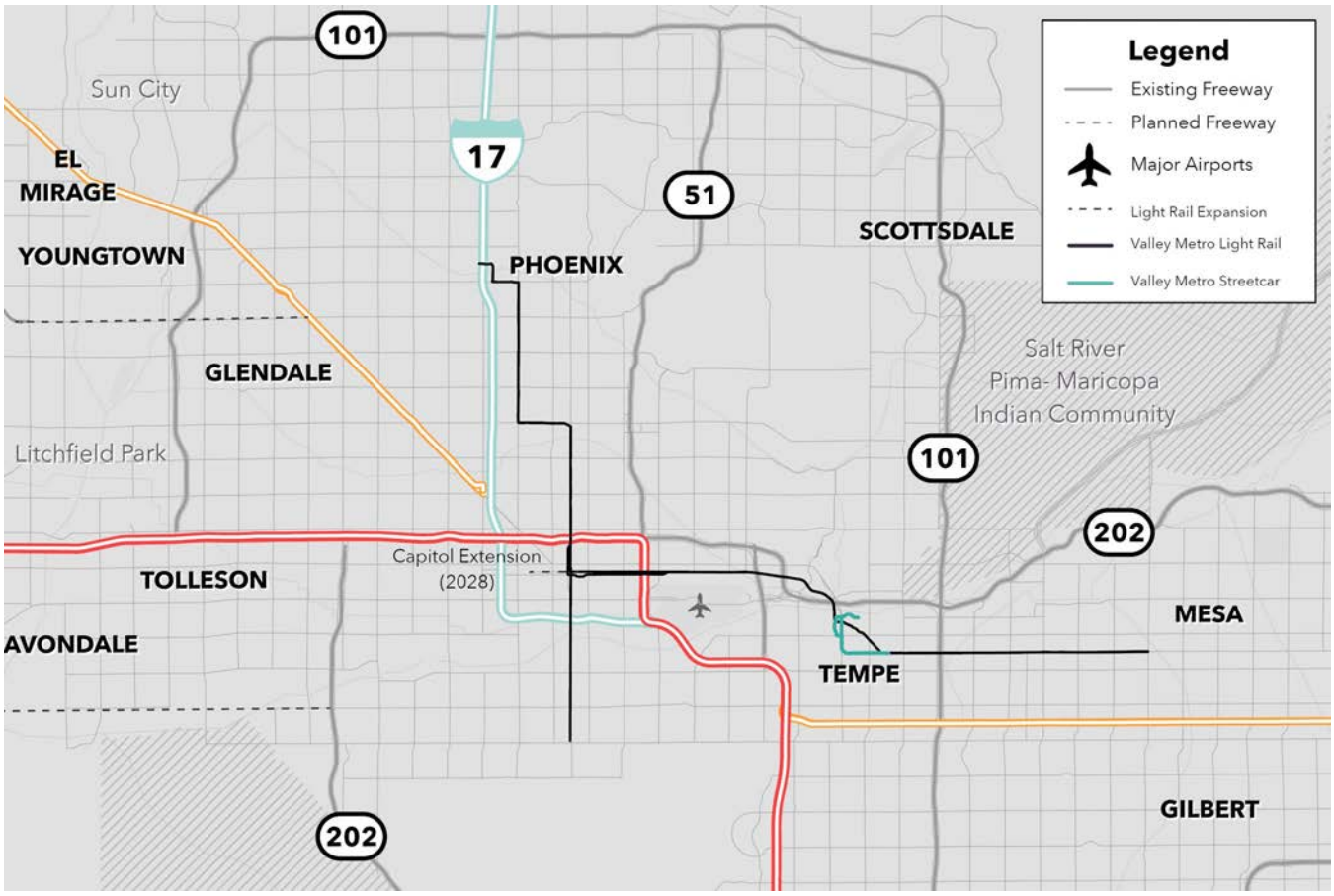

Key Infrastructure

Greater Phoenix Airport Connectivity

Greater Phoenix is home to two commercial airports: Sky Harbor International Airport and Mesa Gateway International Airport. Sky Harbor, the larger of the two, is consistently rated among the best international airports in the United States.

Major carriers from Sky Harbor include:

- Aeroméxico
- Air Canada
- Air France
- Alaska Airlines
- American Airlines
- Boutique Air
- British Airways
- Delta Airlines
- DHL (Freight)
- FedEx (Freight)
- Flair Airlines
- Frontier Airlines
- Hawaiian Airlines
- JetBlue
- Porter
- Southwest Airlines
- Spirit Airlines
- Sun Country Airlines
- United Airlines
- UPS (Freight)
- WestJet

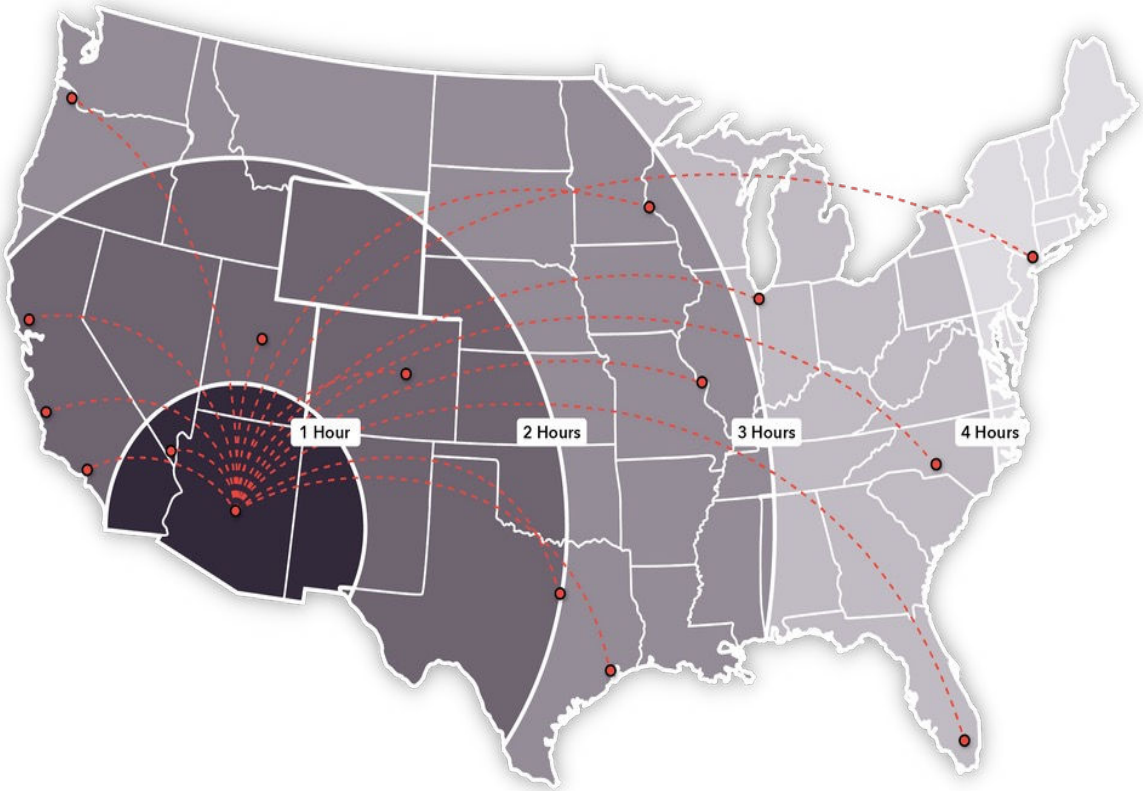

Phoenix Sky Harbor International Airport:

- 52.3 million passengers in 2024
- 485,000 landings and takeoffs in 2024
- Over 1,000 tons of cargo handled daily

Sky Harbor offers nonstop flights to 24 international locations, including:

- London
- Mexico City
- Montreal
- Paris
- Toronto
- Vancouver

SEMICONDUCTOR ECOSYSTEM

Quality of Life

Parks & Recreation

Greater Phoenix is home to hundreds of parks and hundreds of miles of hiking, biking and walking trails. The region is home to the three largest municipal parks in the United States, McDowell Sonoran Preserve, South Mountain Park, and Phoenix Sonoran Preserve. Other large parks in the region include the White Tank Mountain Regional Park, Camelback Mountain, Piestewa Peak and the Superstition Mountains. Notable walking trails in the region include the canal system, Tempe Town Lake, the Greenbelt and Papago Park.

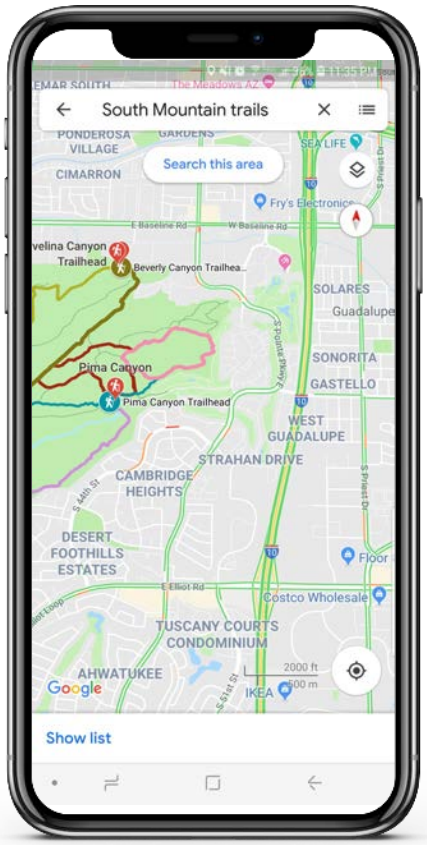

Quality of Life

Cost of Living

Greater Phoenix is more affordable for companies and the people that make them successful. Across major buckets of expenses, Greater Phoenix is less expensive than many peer markets.

Metro	Groceries	Utilities	Transportation	Health Care	Composite Index	Index
Phoenix	103.3	109.3	100.2	89.6	107.2	100.0%
Dallas-Fort Worth	98.7	120.8	90.0	107.9	100.8	94.0%
Portland	103.9	89.2	121.3	110.4	115.3	107.6%
San Jose	115.4	152.3	130.6	118.7	183.7	171.4%

Source: C2ER 2024 Q3 COLI Index

Housing

Housing prices and rental rates in Greater Phoenix are comparable to peer markets.

Metro	Median Home Value	Index	Median Rent	Index
Phoenix	$452,778	100.0%	$1,791	100.0%
Dallas-Fort Worth	$368,397	81.3%	$1,715	95.7%
Portland	$541,122	119.5%	$1,830	102.7%
San Jose	$1,587,073	350.5%	$3,225	180.1%

Source: Zillow Home Value Index (ZHVI), December 2024; Zillow Rental Index (ZORI), December 2024

Rankings & Recognition

#1

Arizona is ranked 1st in the nation for foreign direct investment in 2022, according to FDI Markets

#1

Arizona State University has been named America's Most Innovative School 10 years in a row by U.S. News & World Report

#1

Sky Harbor International Airport ranked 1st in the Wall Street Journal's "Best Large U.S. Airports 2023"

#1

Greater Phoenix ended 2024 as the number one industrial development market in the U.S.

#1

Greater Phoenix was ranked 1st in Business Facilities' Top 10 Large Manufacturing Hubs for 2024

#5

In 2024, Arizona and Greater Phoenix ranked fifth for sustainability by Site Selection Magazine

Top 20

In 2024, Chandler, Gilbert and Scottsdale were listed in the top 20 for best cities to raise a family

Top Tier

APS and SRP rank as top business service providers by J.D. Power and Associates for satisfaction

Greater
Phoenix
Greater
Together