revelio labs

Companies > Advanced Micro Devices, Inc. > Employees

NASDAQ: AMD

How many employees work at AMD?

Advanced Micro Devices, Inc. (AMD) has approximately 32,077 total employees worldwide as of March 2026, according to Revelio Labs workforce intelligence data. AMD's total headcount has grown 29.2% from 24,831 employees in 2023 to 32,077 in 2026.

Data source: Revelio Labs • Coverage: Global workforce, 2023–2026 • Published July 2026

Is AMD hiring right now?

Yes, AMD is actively hiring. AMD had 1,859 active job postings in 2026, a 85.2% increase from 2025 — see job openings & hiring trends.

About AMD's Workforce

Advanced Micro Devices, Inc. (**AMD**) is an Electronics Manufacturing company that employs **32,077** people worldwide as of March 2026. It is the 9th-largest by headcount among its peers. Founded in 1969, the company is headquartered in Santa Clara, California and trades on the NASDAQ.

AMD's workforce has grown **29.2%** from 2023 to 2026, and it expanded **3.7%** year over year in 2026. The workforce is concentrated most in the United States (**31.0%**), followed by India (**26.9%**) and Canada (**8.2%**), with Malaysia noted as its fastest-growing location.

AMD's largest groups are Finance and Operations (**34.0%**), Engineering (**34.0%**), and Sales and Marketing (**32.0%**), with Sales and Marketing growing fastest (up **6.0%**). The average tenure is **4.0 years**, and the average salary is **$88,960**, with regional

Cookie Policy

We and our partners use cookies, beacons, and similar technology to improve and personalize your experience on our website, measure the effectiveness of our products and services, and show you ads and other content tailored to your interests as you navigate the web or interact with us. Privacy Policy.

I agree

AMD 1064
Advanced Micro Devices v. Fermat Int'l
IPR2026-00359

Headquarters	Santa Clara, California
Founded	1969
Industry	Electronics Manufacturing
Employees	32,077
YoY	+3.7% (+4,045)

As of March 2026

AMD workforce metrics

Headcount

32.1k

▲ 3.7% YoY

Avg. Salary

$89k

▼ 3.7% YoY

Tenure

4.0yr

▼ 0.7yr YoY

Growth Rate

3.7%

▲ 1.6pts YoY

Hiring Rate

[redacted]

Attrition Rate

[redacted]

Cookie Policy

We and our partners use cookies, beacons, and similar technology to improve and personalize your experience on our website, measure the effectiveness of our products and services, and show you ads and other content tailored to your interests as you navigate the web or interact with us. Privacy Policy.

AMD Annual Employee Count (2023-2026)

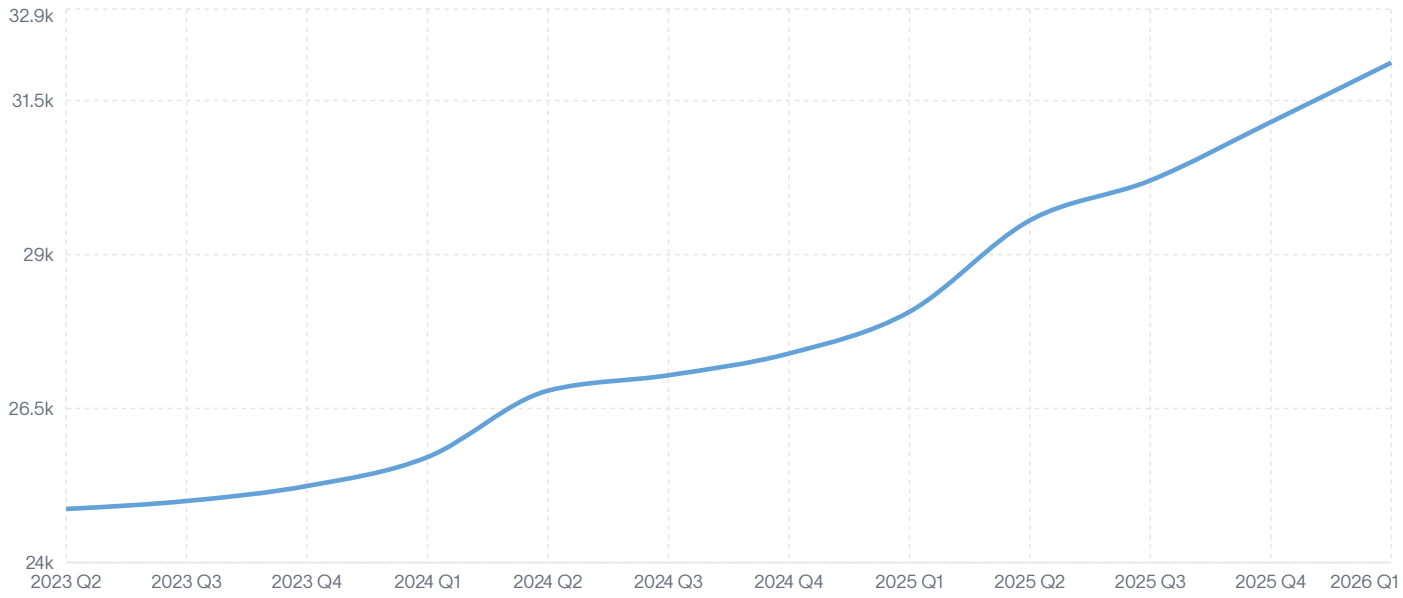

Interactive chart of AMD annual worldwide employee count from 2023 to 2026.

- **AMD** had **32,077** employees in 2026, a **3.7% increase (+4,045)** from 2025.
- **AMD** had **31,112** employees in 2025, a **3.2% increase (+3,758)** from 2024.
- **AMD** had **27,354** employees in 2024, a **2.5% increase (+2,151)** from 2023.
- **AMD** had **25,203** employees in 2023, a **1.4% increase (+1,316)** from 2022.

AMD's total workforce has grown from **24,831** employees in 2023 to **32,077** in 2026.

Advanced Micro Devices, Inc. quarterly employee count

YEAR	QTR	EMPLOYEES	YOY CHANGE	YOY %
2026	Q1	32,077	+4,045	+3.7%
2025	Q4	31,112	+3,758	+3.2%
2025	Q3	30,164	+3,163	+2.6%
2025	Q2	29,517	+2,766	+2.3%
2025	Q1	28,032	+2,360	+2.0%

Cookie Policy

We and our partners use cookies, beacons, and similar technology to improve and personalize your experience on our website, measure the effectiveness of our products and services, and show you ads and other content tailored to your interests as you navigate the web or interact with us. Privacy Policy.

YEAR	QTR	EMPLOYEES	YOY CHANGE	YOY %
2023	Q4	25,203	+1,316	+1.4%
2023	Q3	24,960	+1,082	+1.3%
2023	Q2	24,831	+1,348	+1.7%

See AMD's complete headcount history, including quarterly breakdowns.

Get the Data >

AMD Employee Count by Country and Region (2026)

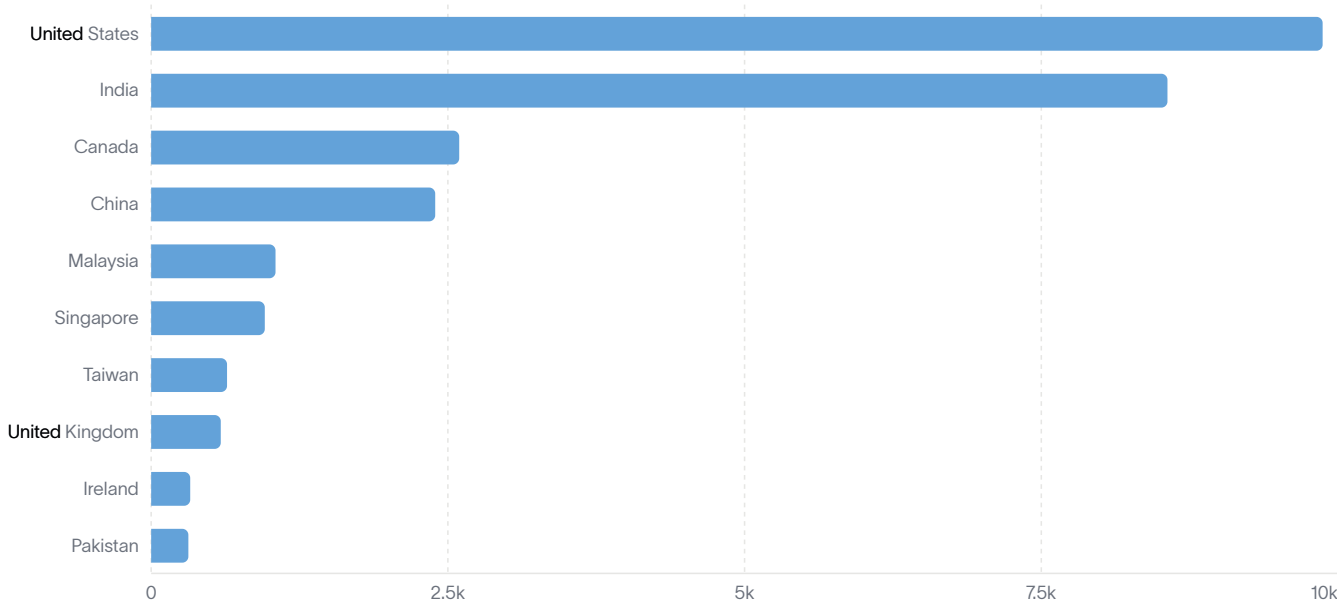

The United States accounts for the largest share of AMD's global workforce with approximately **31%** of total employees, followed by India and Canada. AMD's headcount in Malaysia is growing fastest among its major locations, up **10.8%** year over year in 2026.

AMD employees by country

COUNTRY	EMPLOYEES	% OF TOTAL	YOY %
United States	9,871	31.0%	+2.8%

Cookie Policy

We and our partners use cookies, beacons, and similar technology to improve and personalize your experience on our website, measure the effectiveness of our products and services, and show you ads and other content tailored to your interests as you navigate the web or interact with us. Privacy Policy.

COUNTRY	EMPLOYEES	% OF TOTAL	YOY %
Singapore	957	3.0%	+4.8%
Taiwan	639	2.0%	+6.4%
United Kingdom	586	1.8%	+5.8%
Ireland	329	1.0%	+9.1%
Pakistan	313	1.0%	+8.7%

Drill into city-level data, hiring trends by region, and historic geographic shifts. Unlock Geographic Data >

AMD Employee Count by Department (2026)

Finance and Operations	34.0%
Engineering	34.0%
Sales and Marketing	32.0%

AMD's largest employee groups are Finance and Operations (**34.0%**), Engineering (**34.0%**), and Sales and Marketing (**32.0%**).

AMD employees by department

DEPARTMENT	EMPLOYEES	% OF TOTAL	YOY %
Finance and Operations	10,870	34.0%	+5.2%
Engineering	10,850	34.0%	+5.3%

Cookie Policy

We and our partners use cookies, beacons, and similar technology to improve and personalize your experience on our website, measure the effectiveness of our products and services, and show you ads and other content tailored to your interests as you navigate the web or interact with us. Privacy Policy.

AMD Employee Salary by Region (2026)

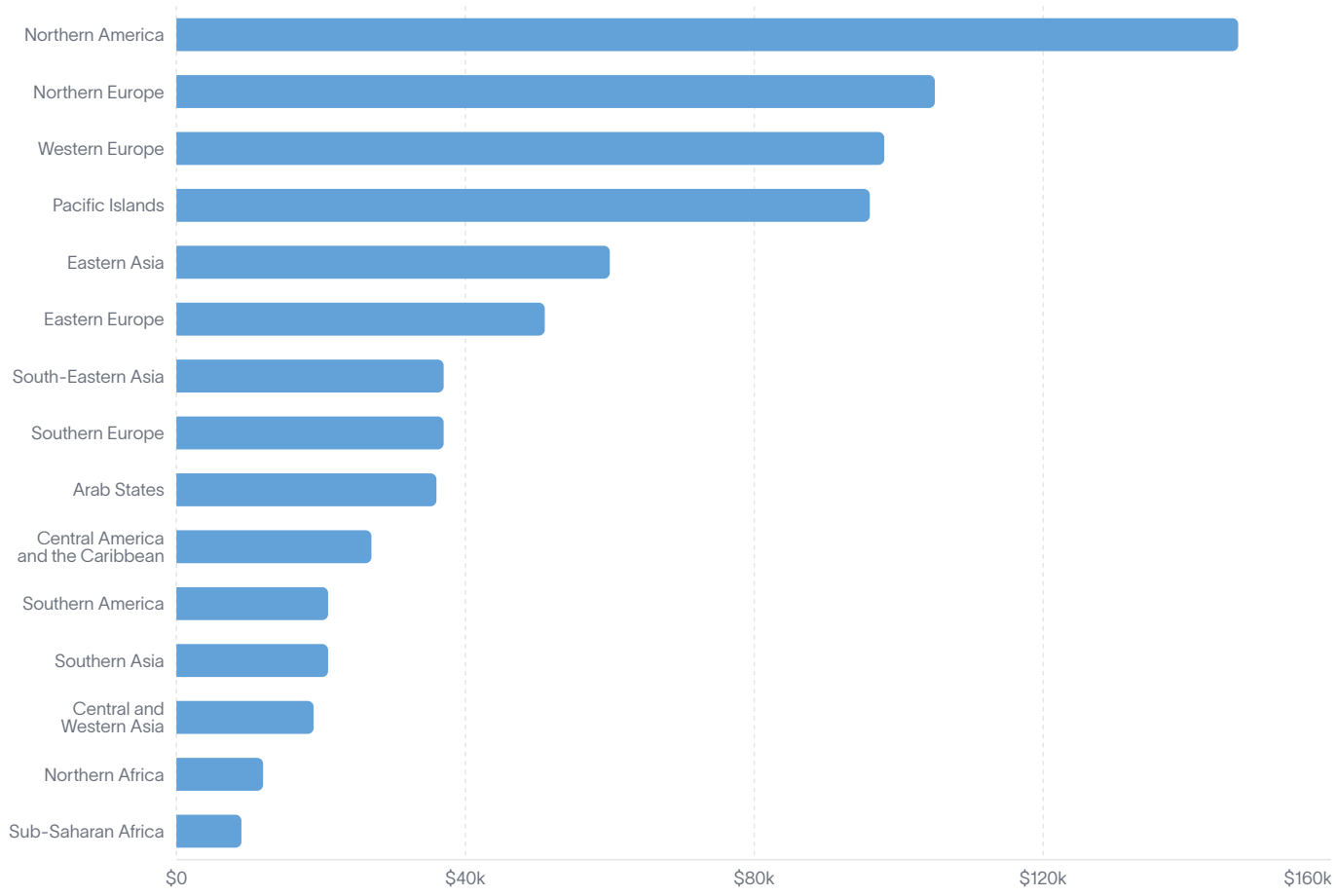

AMD's average employee salary is **$88,960** globally. Employees in Northern America receive the highest compensation, with median pay approximately **1.7x** the global average. Pay is lowest in Southern Asia, at a median of **$21,000**.

AMD median employee salary by region (USD)

REGION	MEDIAN SALARY
Northern America	$147,000
Northern Europe	$105,000
Western Europe	$98,000
Pacific Islands	$96,000
Eastern Asia	$60,000

Cookie Policy

We and our partners use cookies, beacons, and similar technology to improve and personalize your experience on our website, measure the effectiveness of our products and services, and show you ads and other content tailored to your interests as you navigate the web or interact with us. Privacy Policy.

REGION	MEDIAN SALARY
Arab States	$36,000
Central America and the Caribbean	$27,000
Southern America	$21,000
Southern Asia	$21,000
Central and Western Asia	$19,000
Northern Africa	$12,000
Sub-Saharan Africa	$9,000

Unlock salary by role, level, and city — and compare to AMD's industry peers.

Unlock Salary Data >

AMD Job Openings and Hiring Trends (2023-2026)

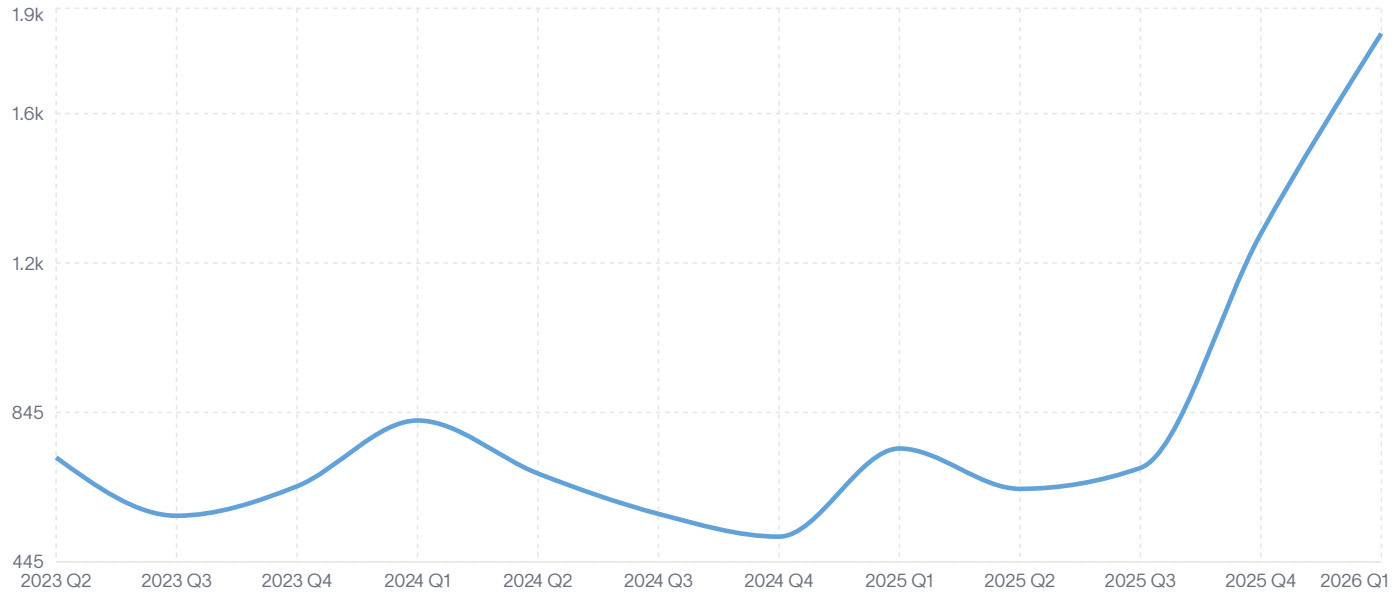

Interactive chart of AMD annual active job postings from 2023 to 2026.

Cookie Policy

We and our partners use cookies, beacons, and similar technology to improve and personalize your experience on our website, measure the effectiveness of our products and services, and show you ads and other content tailored to your interests as you navigate the web or interact with us. Privacy Policy.

AMD's hiring is accelerating: active job postings rose **85.2%** in 2026 to **1,859**, with new postings per month climbing from **671** in 2023 to **713** in 2026.

Track new postings per month, role-level demand, and hiring velocity vs. peers. Unlock Hiring Data >

AMD Employee Sentiment (2026)

Revelio Labs tracks employee sentiment across AMD's workforce based on public professional data. Overall sentiment is neutral and has improved year over year in 2026.



Unlock the full sentiment breakdown by department, tenure, and trend over time. Unlock Sentiment >

Similar Companies

Similar Electronics Manufacturing Companies by Employee Count

Broadcom Inc.	32,706
NVIDIA Corp.	43,474
Intel Corp.	84,629
QUALCOMM, Inc.	53,744

Cookie Policy

We and our partners use cookies, beacons, and similar technology to improve and personalize your experience on our website, measure the effectiveness of our products and services, and show you ads and other content tailored to your interests as you navigate the web or interact with us. Privacy Policy.

Hon Hai Precision Industry Co., Ltd.	640,506
Taiwan Semiconductor Manufacturing Co., Ltd.	88,208
Lenovo Group Ltd.	73,699

Frequently Asked Questions About AMD

How fast is AMD growing?

In 2026, AMD's headcount grew **3.7%** to **32,077** employees, up from **28,032** in 2025.

Where are AMD employees located?

Most AMD employees are based in the United States (**31.0%** of headcount), followed by India and Canada.

What is the average salary at AMD?

The average employee salary at AMD is approximately **$89**k per year.

How many people does AMD hire per year?

In 2026, AMD opened roughly **8,556** new roles — about **713** per month.

When was AMD founded and where is it headquartered?

AMD was founded in 1969 and is headquartered in Santa Clara, California.

Speak with a workforce expert about AMD.

Book a Demo >

Cookie Policy

We and our partners use cookies, beacons, and similar technology to improve and personalize your experience on our website, measure the effectiveness of our products and services, and show you ads and other content tailored to your interests as you navigate the web or interact with us. Privacy Policy.

Book a Demo >

Understand the workforce

We're hiring!

GET STARTED

Talk to an Expert

Start Free Trial

Sign In

SOLUTIONS

Data

Company Benchmarking

Compensation Data

Location Strategy

Talent Intelligence

Company Discovery

Data Enrichment

Talent Acquisition

PRODUCTS

Terminal

COSMOS

Consulting

Data Builder

Job Architecture

Reports

Academic Research

COMPANY

About Us

Careers

Events

Podcasts

NEWSROOM

Latest Articles

Public Labor Statistics

AI Labor Market Tracker

Academic Publications

Cookie Policy

We and our partners use cookies, beacons, and similar technology to improve and personalize your experience on our website, measure the effectiveness of our products and services, and show you ads and other content tailored to your interests as you navigate the web or interact with us. Privacy Policy.

FAQ GDPR Privacy Notice

©2026 Revelio Labs, Inc.

Cookie Policy

We and our partners use cookies, beacons, and similar technology to improve and personalize your experience on our website, measure the effectiveness of our products and services, and show you ads and other content tailored to your interests as you navigate the web or interact with us. Privacy Policy.