US009674122B2

(12) **United States Patent**
Katis et al.

(10) **Patent No.: US 9,674,122 B2**
(45) **Date of Patent: *Jun. 6, 2017**

(54) **TELECOMMUNICATION AND MULTIMEDIA MANAGEMENT METHOD AND APPARATUS**

(71) Applicant: **Voxer IP LLC**, San Francisco, CA (US)

(72) Inventors: **Thomas E. Katis**, Jackson, WY (US); **James J. Panttaja**, San Francisco, CA (US); **Mary G. Panttaja**, San Francisco, CA (US); **Matthew J. Ranney**, Oakland, CA (US)

(73) Assignee: **Vover IP LLC**, San Francisco, CA (US)

(*) Notice: Subject to any disclaimer, the term of this patent is extended or adjusted under 35 U.S.C. 154(b) by 0 days.

This patent is subject to a terminal disclaimer.

(21) Appl. No.: **15/231,240**

(22) Filed: **Aug. 8, 2016**

(65) **Prior Publication Data**

US 2016/0352666 A1 Dec. 1, 2016

Related U.S. Application Data

(63) Continuation of application No. 14/799,528, filed on Jul. 14, 2015, now Pat. No. 9,456,087, which is a (Continued)

(51) **Int. Cl.**
H04N 7/15 (2006.01)
H04L 12/58 (2006.01)
(Continued)

(52) **U.S. Cl.**
CPC ***H04L 51/04*** (2013.01); ***G06F 15/16*** (2013.01); ***H04L 12/1831*** (2013.01);
(Continued)

(58) **Field of Classification Search**
CPC H04N 7/14; H04N 7/142; H04N 7/147; H04N 7/15; H04N 7/152; H04L 51/04; H04L 65/607; H04L 12/581; H04L 12/58
(Continued)

(56) **References Cited**

U.S. PATENT DOCUMENTS

4,807,224 A 2/1989 Naron et al.
5,117,422 A 5/1992 Hauptschein et al.
(Continued)

FOREIGN PATENT DOCUMENTS

CN 1393090 A 1/2003
CN 1852421 10/2006
(Continued)

OTHER PUBLICATIONS

Katis et al., U.S. Appl. No. 15/091,746, filed Apr. 6, 2016.
(Continued)

Primary Examiner — Melur Ramakrishnaiah
(74) *Attorney, Agent, or Firm* — Beyer Law Group LLP

(57) **ABSTRACT**

A telecommunication and multimedia management apparatus and method that supports voice and other media communications and that enables users to: (i) participate in multiple conversation modes, including live phone calls, conference calls, instant voice messaging or tactical communications; (ii) review the messages of conversations in either a live mode or a time-shifted mode and to seamlessly transition back and forth between the two modes; (iii) participate in multiple conversations either concurrently or simultaneously; (iv) archive the messages of conversations for later review or processing; and (v) persistently store media either created or received on the communication devices of users. The latter feature enables users to generate or review media when either disconnected from the network or network conditions are poor and to optimize the delivery of media over the network based on network conditions and the intention of the users participating in conversations.

18 Claims, 33 Drawing Sheets

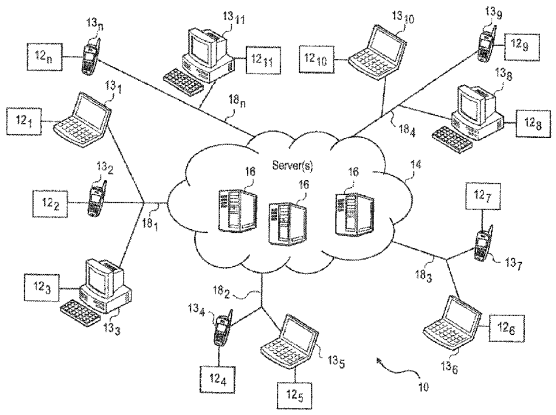

Related U.S. Application Data

continuation of application No. 14/198,043, filed on Mar. 5, 2014, now Pat. No. 9,154,628, which is a continuation of application No. 13/555,034, filed on Jul. 20, 2012, now Pat. No. 8,705,714, which is a continuation of application No. 12/037,256, filed on Feb. 26, 2008, now Pat. No. 8,243,894, which is a continuation of application No. 12/028,400, filed on Feb. 8, 2008, now Pat. No. 8,180,029.

(60) Provisional application No. 60/937,552, filed on Jun. 28, 2007, provisional application No. 60/999,619, filed on Oct. 19, 2007.

(51) **Int. Cl.**

H04W 4/12	(2009.01)
H04L 12/18	(2006.01)
H04L 29/06	(2006.01)
G06F 15/16	(2006.01)
H04M 11/00	(2006.01)
H04M 1/64	(2006.01)
H04M 3/53	(2006.01)
H04L 29/12	(2006.01)
H04L 29/08	(2006.01)
H04N 7/14	(2006.01)

(52) **U.S. Cl.**
CPC ***H04L 51/10*** (2013.01); ***H04L 51/22*** (2013.01); ***H04L 51/26*** (2013.01); ***H04L 61/2503*** (2013.01); ***H04L 65/1083*** (2013.01); ***H04L 65/403*** (2013.01); ***H04L 65/4015*** (2013.01); ***H04L 65/604*** (2013.01); ***H04L 67/24*** (2013.01); ***H04M 1/64*** (2013.01); ***H04M 3/53*** (2013.01); ***H04M 3/5307*** (2013.01); ***H04M 11/00*** (2013.01); ***H04N 7/147*** (2013.01); ***H04N 7/15*** (2013.01); ***H04W 4/12*** (2013.01); *H04L 51/16* (2013.01)

(58) **Field of Classification Search**
USPC 348/14.01–14.16; 709/204, 206
See application file for complete search history.

(56) **References Cited**

U.S. PATENT DOCUMENTS

5,128,932	A	7/1992	Li
5,283,818	A	2/1994	Klausner et al.
5,375,018	A	12/1994	Klausner et al.
5,390,236	A	2/1995	Klausner et al.
5,487,167	A	1/1996	Dinallo et al.
5,524,140	A	6/1996	Klausner et al.
5,572,576	A	11/1996	Klausner et al.
5,651,054	A	7/1997	Dunn et al.
5,692,213	A	11/1997	Goldberg et al.
5,734,963	A	3/1998	Fitzgerald et al.
5,737,011	A	4/1998	Lukacs
5,889,764	A	3/1999	Needham et al.
5,918,158	A	6/1999	LaPorta et al.
5,958,005	A	9/1999	Thorne et al.
5,963,551	A	10/1999	Minko
5,970,122	A	10/1999	LaPorta et al.
6,037,932	A	3/2000	Feinleib
6,092,120	A	7/2000	Swaminathan et al.
6,104,757	A	8/2000	Rhee
6,175,619	B1	1/2001	DeSimone
6,212,535	B1	4/2001	Weikart et al.
6,233,389	B1	5/2001	Barton et al.
6,262,994	B1	7/2001	Dirschedl et al.
6,335,966	B1	1/2002	Toyoda
6,378,035	B1	4/2002	Parry et al.
6,480,783	B1	11/2002	Myr
6,507,586	B1	1/2003	Satran et al.
6,564,261	B1	5/2003	Gudjonsson et al.
6,577,599	B1	6/2003	Gupta et al.
6,580,694	B1	6/2003	Baker
6,594,693	B1	7/2003	Borwankar et al.
6,671,732	B1	12/2003	Weiner
6,700,902	B1	3/2004	Meyer
6,717,925	B1	4/2004	Leppisaari et al.
6,721,703	B2	4/2004	Jackson et al.
6,721,784	B1	4/2004	Leonard et al.
6,791,949	B1	9/2004	Ryu et al.
6,807,565	B1	10/2004	Dodrill et al.
6,807,578	B2	10/2004	Satran et al.
6,829,473	B2	12/2004	Raman et al.
6,834,039	B1	12/2004	Kelly et al.
6,850,965	B2	2/2005	Allen
6,912,544	B1	6/2005	Weiner
6,931,114	B1	8/2005	Martin
6,970,926	B1	11/2005	Needham et al.
6,973,309	B1	12/2005	Rygula et al.
6,993,009	B2	1/2006	Kelly et al.
6,996,624	B1	2/2006	LeCroy et al.
7,002,913	B2	2/2006	Huang et al.
7,002,973	B2	2/2006	McLampy et al.
7,039,040	B1	5/2006	Burg
7,039,675	B1	5/2006	Kato
7,039,761	B2 *	5/2006	Wang H04L 12/581 379/88.13
7,047,030	B2	5/2006	Forsyth
7,058,392	B1	6/2006	Weinman, Jr.
7,082,164	B2	7/2006	Chaddha
7,111,044	B2	9/2006	Lee
7,117,521	B2	10/2006	Puthiyedath
7,139,371	B2	11/2006	McElvaney
7,171,491	B1	1/2007	O'Toole et al.
7,187,941	B2	3/2007	Siegel
7,218,709	B2	5/2007	Garg et al.
7,228,359	B1	6/2007	Monteiro
7,233,589	B2	6/2007	Tanigawa et al.
7,236,738	B2	6/2007	Settle
7,240,105	B2	7/2007	Satran et al.
7,277,453	B2	10/2007	Chin et al.
7,283,809	B1	10/2007	Weinman, Jr.
7,304,951	B2	12/2007	Rhee
7,305,438	B2	12/2007	Christensen et al.
7,313,593	B1	12/2007	Pulito et al.
7,339,937	B2	3/2008	Mitra et al.
7,349,871	B2	3/2008	Labrou et al.
7,382,881	B2	6/2008	Uusitalo et al.
7,403,775	B2	7/2008	Patel et al.
7,415,284	B2	8/2008	Hoover et al.
7,415,291	B1	8/2008	Kirkpatrick
7,444,306	B2	10/2008	Varble
7,626,951	B2	12/2009	Croy et al.
7,634,652	B2	12/2009	McEnroe et al.
7,656,836	B2	2/2010	Baker et al.
7,719,975	B2	5/2010	Mallet et al.
7,742,429	B1	6/2010	Huang et al.
7,809,388	B1	10/2010	Othmer
7,908,389	B2	3/2011	Zuckerman et al.
7,913,053	B1	3/2011	Newland
7,957,363	B2	6/2011	Deen et al.
7,970,918	B2	6/2011	Thompson et al.
8,086,222	B2	12/2011	Vaananen
8,099,512	B2	1/2012	Katis et al.
8,121,270	B2	2/2012	Katis et al.
8,130,921	B2	3/2012	Katis et al.
8,175,234	B2	5/2012	Katis et al.
8,180,029	B2	5/2012	Katis et al.
8,180,030	B2	5/2012	Katis et al.
8,243,894	B2	8/2012	Katis et al.
8,271,003	B1	9/2012	Othmer et al.
8,311,050	B2	11/2012	Katis et al.
8,345,836	B2	1/2013	Katis et al.
8,401,582	B2	3/2013	Katis et al.
8,401,583	B2	3/2013	Katis et al.
8,526,456	B2	9/2013	Katis et al.
8,532,270	B2	9/2013	Katis et al.
8,533,611	B2	9/2013	Katis et al.

(56) **References Cited**

U.S. PATENT DOCUMENTS

8,559,319 B2 10/2013 Katis et al.
8,565,149 B2 10/2013 Katis et al.
8,645,477 B2 2/2014 Katis et al.
8,670,531 B2 3/2014 Katis et al.
8,687,779 B2 4/2014 Katis et al.
8,688,789 B2 4/2014 Katis et al.
8,693,647 B2 4/2014 Katis et al.
8,705,714 B2 4/2014 Katis et al.
8,744,050 B2 6/2014 Katis et al.
8,825,772 B2 9/2014 Katis et al.
8,832,299 B2 9/2014 Katis et al.
8,849,927 B2 9/2014 Katis et al.
8,902,749 B2 12/2014 Katis et al.
8,924,593 B2 12/2014 Ranney
8,948,354 B2 2/2015 Katis et al.
9,154,628 B2 10/2015 Katis et al.
9,178,916 B2 11/2015 Katis et al.
9,338,113 B2 5/2016 Katis et al.
9,456,087 B2 9/2016 Katis et al.
2001/0000540 A1 4/2001 Cooper et al.
2001/0025377 A1 9/2001 Hinderks
2001/0043602 A1 11/2001 Brown
2001/0049745 A1 12/2001 Schoeffler
2001/0052019 A1 12/2001 Walters et al.
2002/0006802 A1 1/2002 Saarela et al.
2002/0016818 A1 2/2002 Kirani et al.
2002/0032799 A1 3/2002 Wiedeman et al.
2002/0067739 A1 6/2002 Wilkes et al.
2002/0091848 A1 7/2002 Agresta et al.
2002/0120666 A1 8/2002 Landsman et al.
2002/0126817 A1 9/2002 Hariri et al.
2002/0128029 A1 9/2002 Nishikawa et al.
2002/0143959 A1 10/2002 El-Baze et al.
2002/0150094 A1 10/2002 Cheng et al.
2002/0154745 A1 10/2002 Shtivelman
2002/0159600 A1 10/2002 Weiner
2002/0184368 A1 12/2002 Wang
2003/0027566 A1 2/2003 Weiner
2003/0028632 A1 2/2003 Davis
2003/0040301 A1 2/2003 Fukuzato
2003/0084106 A1 5/2003 Erev et al.
2003/0099198 A1 5/2003 Kiremidjian et al.
2003/0126162 A1 7/2003 Yohe et al.
2003/0163580 A1 8/2003 Lee
2003/0172233 A1 9/2003 Mugitani et al.
2003/0186722 A1 10/2003 Weiner
2003/0208543 A1* 11/2003 Enete H04L 12/1822 709/206
2003/0210265 A1 11/2003 Haimberg
2004/0017905 A1 1/2004 Warrier et al.
2004/0019539 A1 1/2004 Raman et al.
2004/0039839 A1 2/2004 Kalyanaraman et al.
2004/0045036 A1 3/2004 Terasaki
2004/0052218 A1 3/2004 Knappe
2004/0074448 A1 4/2004 Bunt
2004/0090959 A1 5/2004 Cinghita et al.
2004/0095900 A1 5/2004 Siegel
2004/0117722 A1 6/2004 Harada
2004/0125816 A1 7/2004 Xu et al.
2004/0151158 A1 8/2004 Gannage et al.
2004/0170158 A1 9/2004 Man-Hak Tso et al.
2004/0192353 A1 9/2004 Mason et al.
2004/0192378 A1 9/2004 Wulkan
2004/0203670 A1 10/2004 King et al.
2004/0207724 A1 10/2004 Crouch et al.
2004/0207870 A1 10/2004 Takahashi et al.
2004/0213211 A1 10/2004 Green et al.
2004/0252679 A1 12/2004 Williams et al.
2004/0255148 A1 12/2004 Monteiro et al.
2004/0258220 A1 12/2004 Levine et al.
2005/0020246 A1 1/2005 Kang
2005/0021819 A1 1/2005 Kilkki
2005/0025308 A1 2/2005 Tischer et al.
2005/0030932 A1 2/2005 Kelly et al.
2005/0037706 A1 2/2005 Settle
2005/0053033 A1 3/2005 Kelly et al.
2005/0058070 A1 3/2005 Burghardt et al.
2005/0076084 A1 4/2005 Loughmiller et al.
2005/0102358 A1 5/2005 Gold et al.
2005/0135333 A1 6/2005 Rojas
2005/0144247 A1 6/2005 Christensen et al.
2005/0160345 A1 7/2005 Walsh et al.
2005/0202807 A1 9/2005 Ayyasamy
2005/0207487 A1 9/2005 Monroe
2005/0210394 A1 9/2005 Crandall et al.
2005/0215228 A1 9/2005 Fostick et al.
2005/0220137 A1 10/2005 Prigent et al.
2005/0237999 A1 10/2005 Shores et al.
2005/0259682 A1 11/2005 Yosef et al.
2005/0288101 A1 12/2005 Lockton et al.
2006/0007943 A1 1/2006 Fellman
2006/0023969 A1 2/2006 Lara et al.
2006/0041815 A1 2/2006 Haymond
2006/0045038 A1 3/2006 Kay et al.
2006/0046758 A1 3/2006 Emami-Nouri et al.
2006/0059199 A1 3/2006 Lappalainen et al.
2006/0059267 A1 3/2006 Cugi et al.
2006/0059342 A1 3/2006 Medvinsky et al.
2006/0062215 A1 3/2006 Lam
2006/0093304 A1 5/2006 Battey et al.
2006/0107285 A1 5/2006 Medvinsky
2006/0111130 A1 5/2006 Lee et al.
2006/0121925 A1 6/2006 Jung
2006/0146822 A1 7/2006 Kolakowski et al.
2006/0160522 A1 7/2006 Jennings
2006/0168003 A1 7/2006 Vau et al.
2006/0172754 A1 8/2006 Shin et al.
2006/0187897 A1 8/2006 Dabbs et al.
2006/0189305 A1 8/2006 Ando et al.
2006/0203802 A1 9/2006 Chou et al.
2006/0211411 A1 9/2006 Haaramo et al.
2006/0212582 A1 9/2006 Gupta et al.
2006/0212592 A1 9/2006 Gupta et al.
2006/0221995 A1 10/2006 Berkman
2006/0224748 A1 10/2006 Gupta et al.
2006/0229934 A1 10/2006 Law
2006/0232663 A1 10/2006 Gandhi et al.
2006/0244588 A1 11/2006 Hannah et al.
2006/0245367 A1 11/2006 Jeffery et al.
2006/0248149 A1 11/2006 Kraft et al.
2006/0251167 A1 11/2006 Van Der Schaar et al.
2006/0253599 A1 11/2006 Monteiro et al.
2006/0268750 A1 11/2006 Weiner
2006/0274698 A1 12/2006 Twitchell
2006/0274721 A1 12/2006 Flanagan
2006/0276714 A1 12/2006 Holt et al.
2006/0282544 A1 12/2006 Monteiro et al.
2006/0288391 A1 12/2006 Puthiyedath
2006/0294259 A1 12/2006 Matefi et al.
2007/0001869 A1 1/2007 Hunzinger
2007/0002832 A1 1/2007 Sylvain
2007/0006021 A1 1/2007 Nicholson et al.
2007/0008884 A1 1/2007 Tang
2007/0067407 A1 3/2007 Bettis et al.
2007/0081622 A1 4/2007 Bruder et al.
2007/0110046 A1 5/2007 Farrell et al.
2007/0123267 A1 5/2007 Whinnett et al.
2007/0123284 A1 5/2007 Schliwa-Bertling et al.
2007/0147263 A1 6/2007 Liao et al.
2007/0150555 A1 6/2007 He et al.
2007/0155346 A1 7/2007 Mijatovic et al.
2007/0168863 A1 7/2007 Blattner et al.
2007/0177549 A1 8/2007 Lo et al.
2007/0180032 A1 8/2007 Pearson
2007/0182819 A1 8/2007 Monroe
2007/0184868 A1 8/2007 Allen et al.
2007/0189327 A1 8/2007 Konda
2007/0190987 A1 8/2007 Vaananen
2007/0192427 A1 8/2007 Berstis et al.
2007/0195742 A1 8/2007 Erdman et al.
2007/0207785 A1 9/2007 Chatterjee et al.
2007/0226804 A1 9/2007 Somkiran et al.
2007/0263575 A1 11/2007 Choe
2007/0268887 A1 11/2007 Schwartz

(56) **References Cited**

U.S. PATENT DOCUMENTS

2007/0294333	A1	12/2007	Yang et al.
2007/0300007	A1	12/2007	Bulusu et al.
2008/0000979	A1	1/2008	Poisner
2008/0002621	A1	1/2008	Ginzburg et al.
2008/0002691	A1	1/2008	Qi et al.
2008/0025300	A1	1/2008	Lide et al.
2008/0031250	A1	2/2008	Mehta et al.
2008/0031448	A1	2/2008	Dang et al.
2008/0062246	A1	3/2008	Woodworth et al.
2008/0086700	A1	4/2008	Rodriguez et al.
2008/0091839	A1	4/2008	Mitchell et al.
2008/0095173	A1	4/2008	Bugenhagen
2008/0095338	A1	4/2008	Cosky
2008/0109865	A1	5/2008	Su et al.
2008/0115087	A1	5/2008	Rollin et al.
2008/0117901	A1	5/2008	Klammer
2008/0119210	A1	5/2008	Snyder et al.
2008/0123623	A2	5/2008	Kurganov et al.
2008/0123628	A1	5/2008	Everard
2008/0134054	A1	6/2008	Clark et al.
2008/0147910	A1	6/2008	Hibbard et al.
2008/0155032	A1	6/2008	Toeroe
2008/0165707	A1	7/2008	Baird et al.
2008/0165791	A1	7/2008	DeGrazia
2008/0168173	A1	7/2008	Munje et al.
2008/0189295	A1	8/2008	Khedouri et al.
2008/0205444	A1	8/2008	Campbell et al.
2008/0231684	A1	9/2008	Underwood et al.
2008/0256255	A1	10/2008	Mordovskoi et al.
2008/0267377	A1	10/2008	Siegrist
2008/0273077	A1	11/2008	Cowherd
2009/0003340	A1	1/2009	Katis et al.
2009/0003536	A1	1/2009	Katis et al.
2009/0003544	A1	1/2009	Katis et al.
2009/0003545	A1	1/2009	Katis et al.
2009/0003547	A1	1/2009	Katis et al.
2009/0003560	A1	1/2009	Katis et al.
2009/0003563	A1	1/2009	Katis et al.
2009/0037541	A1	2/2009	Wilson
2009/0049140	A1	2/2009	Stoddard et al.
2009/0063698	A1	3/2009	Xu et al.
2009/0103689	A1	4/2009	Katis et al.
2009/0175425	A1	7/2009	Lee
2010/0005168	A1	1/2010	Williams et al.
2010/0030864	A1	2/2010	Petry et al.
2010/0046535	A1	2/2010	Bugenhagen et al.
2010/0198925	A1	8/2010	Katis et al.
2010/0199133	A1	8/2010	Katis et al.
2010/0215158	A1	8/2010	Katis et al.
2010/0217822	A1	8/2010	Katis et al.
2010/0255818	A1	10/2010	Bozionek et al.
2010/0279663	A1	11/2010	Wang et al.
2010/0312844	A1	12/2010	Katis et al.
2010/0312845	A1	12/2010	Katis et al.
2010/0312914	A1	12/2010	Katis et al.
2011/0010459	A1	1/2011	Stokking et al.
2011/0019662	A1	1/2011	Katis et al.
2011/0252161	A1	10/2011	Ranney
2012/0114108	A1	5/2012	Katis et al.
2012/0284352	A1	11/2012	Katis et al.
2016/0352792	A1	12/2016	Katis et al.
2016/0373389	A1	12/2016	Katis et al.
2016/0380929	A1	12/2016	Katis et al.

FOREIGN PATENT DOCUMENTS

EP	1202531	5/2002
GB	2418566 A	3/2006
JP	09-261155	10/1997
JP	2001- 045560	2/2001
JP	2001-128133	5/2001
JP	2001-160858	6/2001
JP	2001-292090	10/2001
JP	2002-044360	2/2002
JP	2002-176510	6/2002
JP	2002-199019	7/2002
JP	2002-199088	7/2002
JP	2003-143237	5/2003
JP	2003-174681	6/2003
JP	2003-209611	7/2003
JP	2004-038575	2/2004
JP	2004-201096	7/2004
JP	2005-509337	7/2005
JP	2005-223650	8/2005
JP	2005-244522	9/2005
JP	2005-278109	10/2005
JP	2005-348192	12/2005
JP	2006-080919	3/2006
JP	2006-507765	3/2006
JP	2006-166284	6/2006
JP	2006-287422	10/2006
JP	2007-019767	1/2007
JP	2007-060016	3/2007
JP	2007-110395	4/2007
JP	2007-172264	7/2007
WO	WO 01/93503	12/2001
WO	WO 02/11398	2/2002
WO	WO 03/015384	2/2003
WO	WO 03/073642	9/2003
WO	WO 2004/008336	1/2004
WO	WO 2004/049608	6/2004
WO	WO/2006/028850	3/2006
WO	WO 2006/114673	11/2006
WO	WO 2007/007847	1/2007
WO	WO 2007/026320	3/2007
WO	WO 2007/036032	4/2007

OTHER PUBLICATIONS

Katis et al., U.S. Appl. No. 15/238,962, filed Aug. 17, 2016.
Katis et al., U.S. Appl. No. 15/256,887, filed Sep. 6, 2016.
Katis et al., U.S. Appl. No. 15/233,325, filed Aug. 10, 2016.
Katis et al., U.S. Appl. No. 15/257,057, filed Sep. 6, 2016.
Allen et al., "The P-Answer-State Header Extension to the Session Initiation Protocol for the Open Mobile Alliance Push to Talk over Cellular," URL: http://tools.ietf.org/html/rfc4964, Sep. 2007, 32 pages.
Australian Office Action dated Nov. 12, 2013 from Australian Application No. 2009338743.
European Search Report mailed Jan. 6, 2012 in EP application 11174497.
International Preliminary Report on Patentability in PCT/US2009/057893, mailed Apr. 19, 2011.
International Search Report in PCT/US2009/057893, mailed Apr. 21, 2010.
Japanese Office Action dated Nov. 5, 2013 from Japanese Application No. 2011-547919.
Rosenberg, J. et al., "SIP: Session Initiation Protocol," The Internet Society, Jun. 2002, 270 pages.
Wikipedia encyclopedia definition "User Datagram Protocol" http://en.wikipedia.org/wiki/User_Datagram_Protocol, last modified Mar. 9, 2012.
Written Opinion in PCT/US2009/057893, mailed Apr. 21, 2010.
"*Dircproxy*," http://home.pcisys.net/~tbc/hacks/dircproxy.htm, Downloaded on Sep. 26, 2008, 1 page.
Apple Inc., "*iPhone User's Guide*," http://manuals.info.apple.com/en_US/iPhone_User_Guide.pdf, Downloaded on Oct. 3, 2008, 154 pages.
Brandx.net, "*Using Talk*," http://www.brandx.net/support/usingtelnet/talk.shtml, Downloaded on Sep. 19, 2008, 2 pages.
Businesswire.com "*LignUp 4.0 Delivers Industry's Most Comprehensive Suite of Communications Web Services*," http://www.businesswire.com/portal/site/google/index.jsp?ndmViewId=news_view&newsId=20070430005498&newsLang=en, Downloaded on Nov. 21, 2008, 10 pages.
Calore, Michael, "*SpinVox Moves Into VoIP, Brings Voice-to-Text to Skype Users*," Monkey_Bites, http://blog.wired.com/monkeybites/2007/08/spinvox-moves-i.html, Downloaded on Oct. 3, 2008, 4 pages.

(56) **References Cited**

OTHER PUBLICATIONS

Cardei et al., "*MAC Layer QoS Support for Wireless Networks of Unmanned Air Vehicles*," Proceedings of the 37th Hawaii International Conference on System Sciences—2004, Jan. 5-8, 2004 pp. 9 pp.
Charny, Ben, "*Nextel pushes new 'push to talk' features*," URL: http://news.zdnet.com/2100-9584_22-134945.html, Mar. 18, 2004, 3 pages.
Chen et al., "An Adaptive Multimedia Transmission Protocol for Distributed Multimedia Applications," Proceedings of the 5th International Workshop on Multimedia Network Systems and Applications (MNSA'2003), in conjunction with the 23rd International Conference on Distributed Computing Systems (ICDCS-2003), 6 pages.
Dannen, Chris, "*Technology: The Skype Mobile Phone Will Blow Your Mind*," Dec. 18, 2007, URL: http://www.fastcompany.com/blog/chris-dannen/lab/technology-skype-mobile-phone-will-blow-your-mind, 2 pages.
Erwu et al., "*Packet-late indication based* (*PLIB*): *adaptive jitter buffer*," ACM International Conference Proceeding Series; vol. 58, Proceedings of the winter international symposium on Information and communication technologies, Cancun, Mexico, Session: Performance, reliability, and quality of service, pp. 1-5 Year of Publication: 2004.
FAQS.org, "*RFC1644-T/TCP—TCP Extensions for Transactions Functional S*," http://www.faqs.org/rfcs/rfc1644.html, Downloaded on Sep. 19, 2008, 26 pages.
FluidVoice "Overview of FluidVoice," http://viral.media.mit.edu/wiki/tiki-index.php?page=FluidVoice, Downloaded on Sep. 16, 2008, 2 pages.
GrandCentral.com, "*Call Record*," http://www.grandcentral.com/howitworks/call_record, Downloaded on Sep. 26, 2008, 1 page.
GrandCentral.com, "*One Voicemail Box*," http://www.grandcentral.com/home/one_voicemail, Downloaded on Sep. 16, 2008, 1 page.
GrandCentral.com, "*So Many Features, You Won't Believe it*," http://www.grandcentral.com/support/howitworks/, Downloaded on Sep. 26, 2008, 1 page.
GrandCentral.com, "*Voicemail forwarding*," http://www.grandcentral.com/howitworks/voicemail_forwarding, Downloaded on Sep. 26, 2008, 1 page.
Henshall, Stuart, "*HotRecorder—Record Skype Calls*," Skype Journal, URL: http://skypejournal.com/blog/archives/2005/03/hotrecorder_rec.php, Mar. 25, 2005, 11 pages.
IRCHelp.org, "*An IRC Tutorial*," http://www.irchelp.org/irchelp/irctutorial.html, Downloaded on Sep. 26, 2008, 14 pages.
Kadoink.com, "*Get a Widget*," http://www.kadoink.com/index.cfm?action=getWidgets, Downloaded on Sep. 19, 2008, 3 pages.
Krishnan et al., "*EVRC-Wideband: The New 3GPP2 Wideband Vocoder Standard*," IEEE International Conference on Acoustics, Speech and Signal Processing, 2007. ICASSP 2007, Publication Date: Apr. 15-20, 2007, vol. 2, on pp. II-333-II-336, Honolulu, HI.
Layton, Julia, "*How Slingbox Works*," Jan. 4, 2006, HowStuffWorks.com, http://electronics.howstuffworks.com/slingbox.htm, 9 pages.
LignUp.com, "*LignUp Communications Applications Server*," http://www.lignup.com/platform/index.html, Downloaded on Sep. 19, 2008, 1 page.
Network Dictionary, "*Instant Message* (*IM*) *Technology Overview*," http://www.networkdictionary.com/networking/im.php, Downloaded on Sep. 16, 2008, 2 pages.
Nikotalkie.com, "*Nikotalkie—Home*," http://www.nikotalkie.com/, Downloaded on Sep. 19, 2008, 2 pages.
Nikotel.com, "*Click-Pop-Talk WebStart Phone*," http://www.nikotel.com/nikotel-click-pop-talk-java-phone.html, Downloaded on Sep. 19, 2008, 1 page.
Notaras, George, "*dircproxy IRC Proxy*," http://www.g-loaded.eu/2007/02/01/dircproxy-irc-proxy/, Downloaded on Sep. 26, 2008, 4 pages.
Pash, Adam, "*Consolidate Your Phones with GrandCentral*," http://techgroup.groups.vox.com/library/post/6a00cd978d0ef7f9cc00e398b8ff7a0002.html, Downloaded on Sep. 19, 2008, 5 pages.
Patel, Nilay, "*Apple patent reveals data-to-voice translation system for cellphones*," Jul. 28, 2007, URL: http://www.engadget.com/2007/07/28/apple-patent-reveals-data-to-voice-translation-system-for-cellph/, 5 pages.
Piecuch et al., "*A Selective Retransmission Protocol for Multimedia on the Internet*," In Proceedings of SPIE Multimedia Systems and Applications, Nov. 2000, Boston MA, USA, 12 pages.
Qiao et al., "*SCTP Performance Issue on Path Delay Differential*," Lecture Notes in Computer Science, Springer Berlin / Heidelberg ISSN 0302-9743 (Print) 1611-3349 (Online) vol. 4517/2007, Wired/Wireless Internet Communications, pp. 43-54 Sunday, Jun. 24, 2007.
Ramo et al., "*On comparing speech quality of various narrow- and wideband speech codecs*," Proceedings of the Eighth International Symposium on Signal Processing and Its Applications, 2005. Publication Date: Aug. 28-31, 2005, vol. 2, on pp. 603-606.
Rey et al., "*I-D ACTION*:draft-ietf-avt-rtp-retransmission-09.txt," Aug. 5, 2003, http://osdir.com/ml/ietf.avt/2003-08/msg00003.html, Downloaded on Sep. 19, 2008, 2 pages.
Ribbit.com, "*Amphibian*," http://www.ribbit.com/everyday/, Downloaded on Sep. 26, 2008, 1 page.
Ribbit.com, "*Enhanced Visual Voicemail*," http://www.ribbit.com/everyday/tour/enhanced_visual_voicemail.php, Downloaded on Sep. 26, 2008, 2 pages.
Ribbit.com, "*What is Ribbit? Features*," http://www.ribbit.com/platform/features.php, Downloaded on Sep. 26, 2008, 1 page.
Ribbit.com, "*What is Ribbit? Overview*," http://www.ribbit.com/platform/index.php, Downloaded on Sep. 26, 2008, 1 page.
Ribbit.com, "*What is Ribbit? Voice Architecture*," http://www.ribbit.com/platform/architecture.php, Downloaded on Sep. 26, 2008, 2 pages.
Saito et al., "*IP Packet Loss Compensation Scheme with Bicast and Forwarding for Handover in Mobile Communications*," 2006 IEEE 17th International Symposium on Personal, Indoor and Mobile Radio Communications, Sep. 2006, pp. 1-5, Helsinki.
Skype.com, "*Making calls is just the start*," URL: http://www.skype.com/features/, Downloaded on Sep. 16, 2008, 2 pages.
Spinvox.com, "*Home Page*," http://www.spinvox.com/, Downloaded on Sep. 26, 2008, 3 pages.
Spinvox.com, "How Does it Work?," http://www.spinvox.com/how_it_works.html, Downloaded on Sep. 19, 2008, 2 pages.
Swissvoice.net, "*PSTN*," http://www.swissvoice.net/ww/htm_ww/08_technology/content_pstn.html, Downloaded on Sep. 19, 2008, 3 pages.
Tektronix, "*VOIP Technology Overview; Protocols, Convergence, Testing*," http://www.tektronics.com/voip, May 12, 2006.
The Jabber Extensible Communications Platform™, "*Products // Jabber XCP*," URL: http://www.jabber.com/CE/JabberXCP, Downloaded on Sep. 16, 2008, 2 pages.
ThunkDifferent.com, "*YouMail vs. Google Grandcentral Voice Mail Service*," http://thunkdifferent.com/2007/10/11/youmail-vs-google-grandcentral-voice-mail-service/, Downloaded on Oct. 3, 2008, 6 pages.
VOIP-News.com, "*Company Profile, LignUp*," http://www.voip-news.com/vendors/lignup/, Downloaded on Dec. 5, 2008, 6 pages.
WikiBooks, "*Internet Technologies/IRC*," http://en.wildbooks.org/wiki/Internet_Technologies/IRC, Downloaded on Sep. 19, 2008, 4 pages.
WikiPedia—The Free Encyclopedia, "*E-mail*," http://en.wikipedia.org/wiki/E-mail, Downloaded on Sep. 19, 2008, 8 pages.
WikiPedia—The Free Encyclopedia, "*Internet Relay Chat*," http://en.wikipedia.org/wiki/Internet_Relay_Chat, Downloaded on Oct. 3, 2008, 11 pages.
WikiPedia—The Free Encyclopedia, "*Spinvox*," http://en.wikipedia.org/wiki/Spinvox, Downloaded on Sep. 26, 2008, 1 page.
WikiPedia—The Free Encyclopedia, "*TiVo*", http://en.wikipedia.org/wiki/TiVo, Downloaded on Sep. 16, 2008, 6 pages.
Yavuz et al., "*VoIP over cdma2000 1xEV-DO Revision A*," IEEE Communications Magazine, Feb. 2006, pp. 88-95.

(56) **References Cited**

OTHER PUBLICATIONS

HotRecorder.com, "*Features*," http://www.hotrecorder.com/music_features.asp, downloaded on Sep. 26, 2008, 1 page.
HotRecorder.com, "*Help*," http://www.hotrecorder.com/music_help.asp, downloaded on Sep. 26, 2008, 3 pages.
HotRecorder.com, "*FAQs*," http://www.hotrecorder.com/music_support.asp, downloaded on Sep. 26, 2008, 1 page.
WikiPedia—The Free Encyclopedia, "*Skype*," http://en.wikipedia.org/wiki/Skype, Downloaded on Sep. 26, 2008, 7 pages.
WikiPedia—The Free Encyclopedia, "*Skype Protocol*," http://en.wikipedia.org/wiki/Skype, Downloaded on Sep. 26, 2008, 4 pages.
Jabber.org, "*Main page*," http://www.jabber.org/web/main_page, Sep. 2, 2008, downloaded on Sep. 26, 2008, 1 page.
Jabber.org, "*FAQ*," http://www.jabber.org/web/faq, Sep. 4, 2008, downloaded on Sep. 26, 2008, 2 pages.
Apple Inc., "*iPhone: About Visual Voicemail*," http://www.support.apple.com/kb/HT 1486, Downloaded on Sep. 26, 2008, 3 pages.
Jabber.org, "*Products // Jabber XCP // Benefits*," http://www.jabber.com/CE/JabberXCPBenefits, downloaded on Sep. 26, 2008, 1 page.
Jabber.org, "*Products // Jabber Clients*," http://www.abber.com/CE/JabberClients, downloaded on Sep. 26, 2008, 1 page.
Jabber.org, "*Products // JabberNow*" http://www.jabber.com/CE/JabberNow, downloaded on Sep. 26, 2008, 1 page.
KillerStartups.com, "Kadoink.com—*Mobilizing your Socializing*," http://www.killerstartups.com/Web20/kadoink-com-moblizing-your-socializing, Downloaded on Sep. 26, 2008, 3 pages.
CNETNews.com, "*Kadoink's phonecast lines officially open for texting*," http://news.cnet.com/8301-17939_109-9829877-2.html, downloaded on Sep. 26, 2008, 1 page.
BusinessWire.com, "*LignUp 4.0 Delivers Industry's Most Comprehensive Suite of Communications Web Services*," Apr. 30, 2007, http://www.businesswire.com/portal/site/google/?ndmViewId=news_view&newsId=20070430005498&newsLang=en, Downloaded on Sep. 26, 2008, 6 pages.
VOIP-News.com, "*Company Profile—LignUp*," http://www.voip-news.com/vendors/lignup/, Downloaded on Oct. 3, 2008, 6 pages.
JustAnotheriPhoneBlog.com, "*Nikotalkie—Just Talk, Don't Type*," http://justanotheriphoneblog.com/wordpress/2007/10/13/nikotalkie-just-talk-dont-type/, Downloaded on Sep. 26, 2008, 10 pages.
WikiPedia—The Free Encyclopedia, "*Push to Talk*" http://en.wikipedia.org/wiki/Push_to_talk, Downloaded on Sep. 26, 2008, 3 pages.
WikiPedia—The Free Encyclopedia, "*Slingbox*" http://en.wikipedia.org/wiki/Slingbox, Downloaded on Sep. 26, 2008, 4 pages.
About.com, "*Linux / Unix Command: talk*,"http://linux.about.com/od/commands/1/blcmdl1_talk.htm, Downloaded on Sep. 26, 2008, 2 pages.
Fall, Kevin, "*A Delay-Tolerant Network Architecture for Challenged Internets*," Feb. 2003, http://www.dtnrg.org/docs/papers/IRB-TR-03-003.pdf, 15 pages.
Chuah et al., "*Store-and-Forward Performance in a DTN*," Vehicular Technology Conference, 2006. VTC 2006-Spring. IEEE 63rd, Publication Date: May 7-10, 2006, vol. 1, on pp. 187-191.
Krishnan, et al., "*The SPINDLE Disruption-Tolerant Networking System*," Military Communications Conference, 2007. MILCOM 2007. IEEE vol. , Issue , Oct. 29-31, 2007 pp. 1-7.
WikiPedia—The Free Encyclopedia, "*Visual Voicemail*" http://en.wikipedia.org/wiki/Visual_voicemail, downloaded on Sep. 26, 2008, 1 page.
Amir et al., "*An Overlay Architecture for High Quality VoIP Streams*,", IEEE Transactions on Multimedia, Publication Date: Dec. 2006, vol. 8, Issue:6, on pp. 1250-1262.
Rothermel et al., "*An Adaptive Stream Synchronization Protocol*," Lecture Notes in Computer Science; vol. 1018, Proceedings of the 5th International Workshop on Network and Operating System Support for Digital Audio and Video, pp. 178-189, Year of Publication: 1995.
Baset et al., "*An Analysis of the Skype Peer-to-Peer Internet Telephony Protocol*," INFOCOM 2006. 25th IEEE International Conference on Computer Communications. Proceedings (2006), pp. 1-11.
Cerf et al., "*A Protocol for Packet Network Intercommunication*," Communications, IEEE Transactions on, vol. 22, Issue 5, May 1974 pp. 637-648.
WikiPedia—The Free Encyclopedia, "*Eudora* (*email client*)," http://en.wikipedia.org/wiki/Eudora_(e-mail_client), Downloaded on Aug. 20, 2009, 3 pages.
"*Eudora*," Answers.com, http://www.answers.com/topic/eudora-e-mail-client, Downloaded on Aug. 20, 2009, 4 pages.
"The Eudora Open Messaging Advantage," Qualcomm, 1997, Part No. 100-50030-1, 23 pages.
"*Aspera—Next Generation File Transport—Broadcasting & Entertainment Media*," Asperasoft.com, http://www.asperasoft.com/en/industries/digital_media_10/Broadcast_Entertainment_Media_5, Downloaded on Sep. 22, 2009, 2 pages.
"*Aspera—Next Generation File Transport—fasp™ transfer times*," Asperasoft.com, http://www.asperasoft.com/en/technology/fasp_transfer_times_14/fasp_transfer_times_14, Downloaded on Sep. 2009, 1 page.
"*Aspera—Next Generation File Transport—The fasp solution*," Asperasoft.com, http://www.asperasoft.com/en/technology/fasp_solution_3/the_fasp_solution_3, Downloaded on 09/22/09, 3 pages.
"*Aspera—Next Generation File Transport—The shortcomings of TCP file transfer*," Asperasoft.com, http://www.asperasoft.com/en/technology/shortcomings_of_TCP_2/the_shortcomings_of_TCP_file_transfer_2, Downloaded on Sep. 22, 2009, 2 pages.
"*Aspera—Next Generation File Transport—fasp technology overview*" Asperasoft.com, http://www.asperasoft.com/en/technology/fasp_overview_1/fasp_technology_overview_1, Downloaded on Sep. 22, 2009, 2 pages.
"*Aspera fasp™ High Speed Transport—A Critical Technology Comparison*," White Paper, Asperasoft.com, http://www.asperasoft.com/en/technology/white_papers_13/aspera_fasp_high_speed_transport_13, Downloaded on Sep. 22, 2009, 11 pages.
"Palringo Brings First Push-to-Talk Application to the iPhone," RedOrbit.com, http://www.redorbit.com/news/technology/1525545/palringo_brings_first_pushtotalk_application_to_the_iphone/index.html, Downloaded on Aug. 13, 2009, 2 pages.
"Palringo—Features," Palringo.com, http://www.palringo.com/en/gb/features/, Downloaded on Aug. 13, 2009, 1 page.
Moren, Dan, "*Palringo Brings Picture Messaging to Iphone*," http://www.pcworld.com/article/149108/palringo_brings_picture_messaging_to_iphone.html, Downloaded on Aug. 13, 2009, 3 pages.
Paul, Ryan, "*Gmail gets Google Talk integration*,"Arstechnica.com, http://arstechnica.com/old/content/2006/02/6128.ars , Downloaded on Aug. 20, 2009, 1 page.
Sherman, Chris, "*Google Integrates Chat with Gmail*,"Search Engine Watch, http://searchenginewatch.com/3583121, Feb. 7, 2006, Downloaded on Aug. 20, 2009, 2 pages.
"*About Gmail*," http://mail.google.com/mail/help/chat.html, Downloaded on Aug. 20, 2009, 3 pages.
WikiPedia—The Free Encyclopedia, "*Google Talk*," http://en.wikipedia.org/wiki/Google_Talk, Downloaded on Aug. 20, 2009, 8 pages.
Azuri, Calvin, "*Palringo Gold Launched on BlackBerry Smartphone*", Apr. 20, 2009, http://ivr.tmcnet.com/topics/ivr-voicexml/articles/54573-palringo-gold-launched-blackberry-smartphone.htm, Downloaded on Aug. 13, 2009, 3 pages.
Liaw, Kim Poh, "*Palringo launches its IM Software for Android Phones*," Slashphone.com, Mar. 24, 2009, http://www.slashphone.com/palringo-launches-its-im-software-for-android-phones-245111, Downloaded on Aug. 13, 2009, 8 pages.
WikiPedia—The Free Encyclopedia, "*Palringo*" http://en.wikipedia.org/wiki/Palringo, Downloaded on Aug. 13, 2009, 1 page.
International Search Report from PCT/US2008/062941, mailed Oct. 24, 2008.
Written Opinion from PCT/US2008/062941, mailed Oct. 24, 2008.

(56) **References Cited**

OTHER PUBLICATIONS

International Search Report from PCT/US2008/062049, mailed Jan. 12, 2009.
Written Opinion from PCT/US2008/062049, mailed Jan. 12, 2009.
Office Action in EP 08747806.1, dated Apr. 27, 2010.
Office Action in EP 08769254.7, dated Jul. 12, 2010.
"Store and Forward," Wikipedia, the free encyclopedia, URL: http://en.wikipedia.org/wiki/Store_and_forward, Downloaded on Oct. 26, 2011, 2 pages.
Examination Report from Australian application No. 2008270956, dated Jan. 12, 2011.
Examination Report from Australian Application No. 2008270956, dated Feb. 7, 2012.
Office Action in Chinese Application No. 200880021664.9, mailed May 3, 2012, with English translation.
Office Action in Chinese Application No. 200880021553.8, mailed May 17, 2012, with English translation.
Office Action in Chinese Application No. 200880021725.1, mailed May 17, 2012, with English translation.
Office Action in Chinese Application No. 200880016045.0, mailed Jun. 25, 2012, with English translation.
Office Action in Japanese Patent Application No. 2010-514896, mailed Aug. 7, 2012, with English translation.
Patent Examination Report from AU 2008270895, dated Sep. 11, 2012.
"Protocol for Multimedia Application Text Conversion," International Telecommunication Union, Published Feb. 1998, 17 pages.
International Search Report from PCT/US2008/063117 dated Oct. 24, 2008.
Written Opinion from PCT/US2008/063117 dated Oct. 24, 2008.
Chinese Office Action from 200880021723.2, mailed May 4, 2012 with English translation.
2nd Patent Examination Report from AU 2008270895, dated Nov. 1, 2012.
Peter, I., et al., "The Wavelet Stream: Progressive transmission of compressed light field data" In IEEE Visualizatoin 1999 (pp. 69-72).
Wurmlin, S., et al. "3D Video Recorder: A System for Recording and Playing Free-Viewpoint Video" Computer Graphics forum vol. 22(2003), No. 2 pp. 181-193.
Office Action in Japanese Patent Application No. 2010-514894 dated Oct. 30, 2012, with English Translation.
Office Action in Japanese Patent Application No. 2010-514916 dated Dec. 18, 2012, with English Translation.
Office Action in Japanese Patent Application No. 2010-514896 dated Dec. 7, 2012, with English Translation.
Office Action in Chinese Patent Application No. 200880021664.9 dated Jan. 14, 2013, with English Translation.
Office Action in Chinese Patent Application No. 200880016045.0 dated Feb. 25, 2013, with English Translation.
Extended EP Search Report in EP Application No. 11179399.8, dated Apr. 11, 2013.
Anonymous: "VoiceEmotion", Jun. 3, 2006 (Jun. 3, 2006). XP55058210, Retrieved from the Internet: URL:http:jjweb.archive.orgjweb/20060603021611/http://www.voiceemotion.comjtutorial.htm [retrieved on Apr. 2, 2013].
Anonymous: "VoiceEmotion", May 5, 2006 (May 5, 2006). XP55058207. Retrieved from the Internet: URL:http:jjweb.archive.orgjweb/20060505064512/http://www.voiceemotion.com/index.htm [retrieved on Apr. 2, 2013].
Extended EP Search Report in EP Application No. 11170723.8, dated Apr. 22, 2013.
Korean Office Action in KR 10-2013-7011111 dated Nov. 15, 2013, with English translation.
Office Action in Korean. Patent Application No. 10-20107001868 dated Jan. 6, 2014.
Office Action in Korean. Patent Application No. 10-20107001879 dated Jan. 6, 2014.
Office Action in Korean. Patent Application No. 10-20107020536 dated Jan. 6, 2014.
Office Action in Japanese Patent Application No. 2013-073423 dated Feb. 10, 2014.
Office Action from EP Application No. 11179399.8 dated Feb. 3, 2014.
Trial Decision in JP Application No. 2010-514896, mailed Feb. 4, 2014 with English Summary.
Office Action in Korean Patent Application No. 10-2013-7011111 dated May 12, 2014.
Office Action in Japanese Patent Application No. JP 2013-073422 dated Mar. 10, 2014.
Office Action in Japanese Patent Application No. JP 2013-081798 dated Apr. 8, 2014.
Office Action in EP Application No. 11179399.8 dated Feb. 27, 2015.
Office Action in EP Application No. 111637880 dated Feb. 24, 2015.
Japanese Office Action dated Nov. 10, 2015 from Japanese Application No. 2014-261237.
Japanese Office Action dated Jul. 26, 2016 from Japanese Application No. 2014-261237.
Wikipedia, "Connectionless Communication", https://en.wikipedia.org/wiki/Connectionless_communication, May 26, 2016.
Decision of Rejection dated Jul. 10, 2013, from Chinese Application No. 200880016045.0.
Notification of Reexamination dated Nov. 2, 2015, from Chinese Application No. 200880016045.0.
Decision on Reexamination dated Mar. 31, 2016, from Chinese Application No. 200880016045.0.
Chinese Office Action dated Jun. 21, 2016, from Chinese Application No. 200880016045.0.
Chinese Office Action dated Feb. 17, 2013, from Chinese Application No. 200880021553.8.
Chinese Office Action dated Sep. 11, 2013, from Chinese Application No. 200880021553.8.
Chinese Office Action dated Apr. 28, 2014, with English translation from Chinese Application No. 200880021553.8.
Chinese Office Action dated Sep. 18, 2013, from Chinese Application No. 200980155405.X.
Chinese Office Action dated Apr. 9, 2014, from Chinese Application No. 200980155405.X.
Chinese Office Action dated Feb. 17, 2013, from Chinese Application No. 200880021725.1.
Chinese Office Action dated Sep. 12, 2013, from Chinese Application No. 200880021725.1.
Chinese Office Action dated Apr. 3, 2014, from Chinese Application No. 200880021725.1.
Chinese Office Action dated Jul. 16, 2013, from Chinese Application No. 200880021664.9.
Japanese Office Action (Hearing) dated Jun. 25, 2013 from Japanese Application No. 2010-514896.
Japanese Office Action dated Aug. 5, 2014 from Japanese Application No. 2013-073423.
Japanese Office Action (Decision of Rejection) dated Aug. 26, 2014 from Japanese Application No. 2013-081798.
Australian Patent Examination Report dated Feb. 12, 2013 from Australian Application No. 2008270895.
Australian Patent Examination Report dated Apr. 7, 2014 from Australian Application No. 2013201918.
Australian Patent Examination Report dated May 27, 2014 from Australian Application No. 2013201918.
Australian Patent Examination Report dated Apr. 21, 2015 from Australian Application No. 2013201918.
Australian Patent Examination Report dated Apr. 30, 2014 from Australian Application No. 2013202611.
Australian Patent Examination Report dated Oct. 19, 2012 from Australian Application No. 2008270959.
Australian Patent Examination Report dated Aug. 24, 2012 from Australian Application No. 2008270959.
Australian Patent Examination Report dated Aug. 30, 2012 from Australian Application No. 2008270967.
European Office Action dated Sep. 8, 2009 from European Application No. 08747114.0.
European Office Action dated Aug. 26, 2010 from European Application No. 08747114.0.

(56) **References Cited**

OTHER PUBLICATIONS

European Search Report dated Apr. 11, 2013 from European Application No. 11163788.0.
European Office Action dated Dec. 4, 2013 from European Application No. 11163788.0.
European Office Action dated Sep. 28, 2015 from European Application No. 11163788.0.
European Office Action dated Feb. 9, 2016 from European Application No. 11163788.0.
European Office Action dated May 4, 2016 from European Application No. 11163788.0.
European Office Action dated Sep. 25, 2015 from European Application No. 11179399.8.
European Office Action dated May 28, 2010 from European Application No. 08756317.7.
European Office Action dated Nov. 11, 2010 from European Application No. 08756317.7.
European Office Action dated Nov. 18, 2010 from European Application No. 08747806.1.
European Office Action dated Apr. 13, 2012 from European Application No. 09804087.6.
Canadian Office Action dated Mar. 12, 2014 from Canadian Application No. 2,837,950.
Canadian Office Action dated Nov. 18, 2013 from Canadian Application No. 2,682,184.
Canadian Office Action dated Jan. 26, 2015 from Canadian Application No. 2,692,976.
Canadian Office Action dated Aug. 19, 2015 from Canadian Application No. 2,691,814.
Canadian Office Action dated Jan. 26, 2015 from Canadian Application No. 2,692,928.
Canadian Office Action dated Nov. 13, 2014 from Canadian Application No. 2,746,734.
Canadian Office Action dated Jan. 23, 2015 from Canadian Application No. 2,691,814.
Korean Office Action dated Sep. 5, 2013 from Korean Application No. 10-2009-7020536.
Korean Office Action dated Sep. 5, 2013 from Korean Application No. 10-2010-7001879.
Korean Office Action dated Aug. 8, 2014 from Korean Application No. 10-2013-7011111.
Korean Office Action dated Feb. 9, 2015 from Korean Application No. 10-2011-7019515.
Korean Office Action dated Jun. 21, 2013 from Korean Application No. 10-2009-7026979.
Korean Office Action dated Oct. 18, 2013 from Korean Application No. 10-2009-7026979.
Korean Office Action dated Mar. 13, 2014 from Korean Application No. 10-2013-7011235.
Korean Office Action dated Sep. 19, 2014 from Korean Application No. 10-2013-7011235.
Korean Office Action dated Sep. 5, 2013 from Korean Application No. 10-2010-7001868.
J. Bellamy: "Digital Telephony, 2nd Edition", In: "Digital Telephony, 2nd Edition", Jan. 1, 1991, John Wiley & Sons, New York, US, XP055264025, pp. 547 and 561.
ITU-T Recommendation, T.140, "Series T: Terminals for Telematic Services Protocol for Multimedia Application Text Conversation", Feb. 1998.
Shinsuke Suzuki, "Searching for the Path to a Destination IP Address—Connection Between Routing Control and Neighborhood Searches", Nikkei Network, Nikkei Business Publications, Inc. Oct. 22, 2000, vol. 7, pp. 165-169.

* cited by examiner

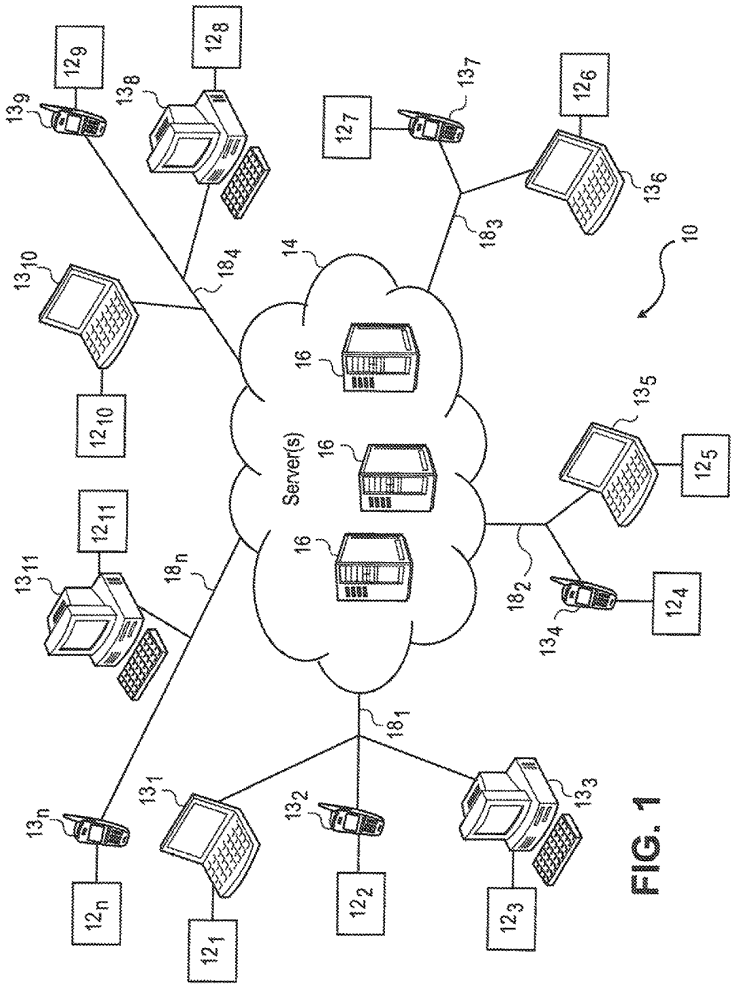
10
14
Server(s)
16
16
16
18_1
18_2
18_3
18_4
18_n
13_1
13_2
13_3
13_4
13_5
13_6
13_7
13_8
13_9
13_{10}
13_{11}
13_n
12_1
12_2
12_3
12_4
12_5
12_6
12_7
12_8
12_9
12_{10}
12_{11}
12_n

FIG. 1

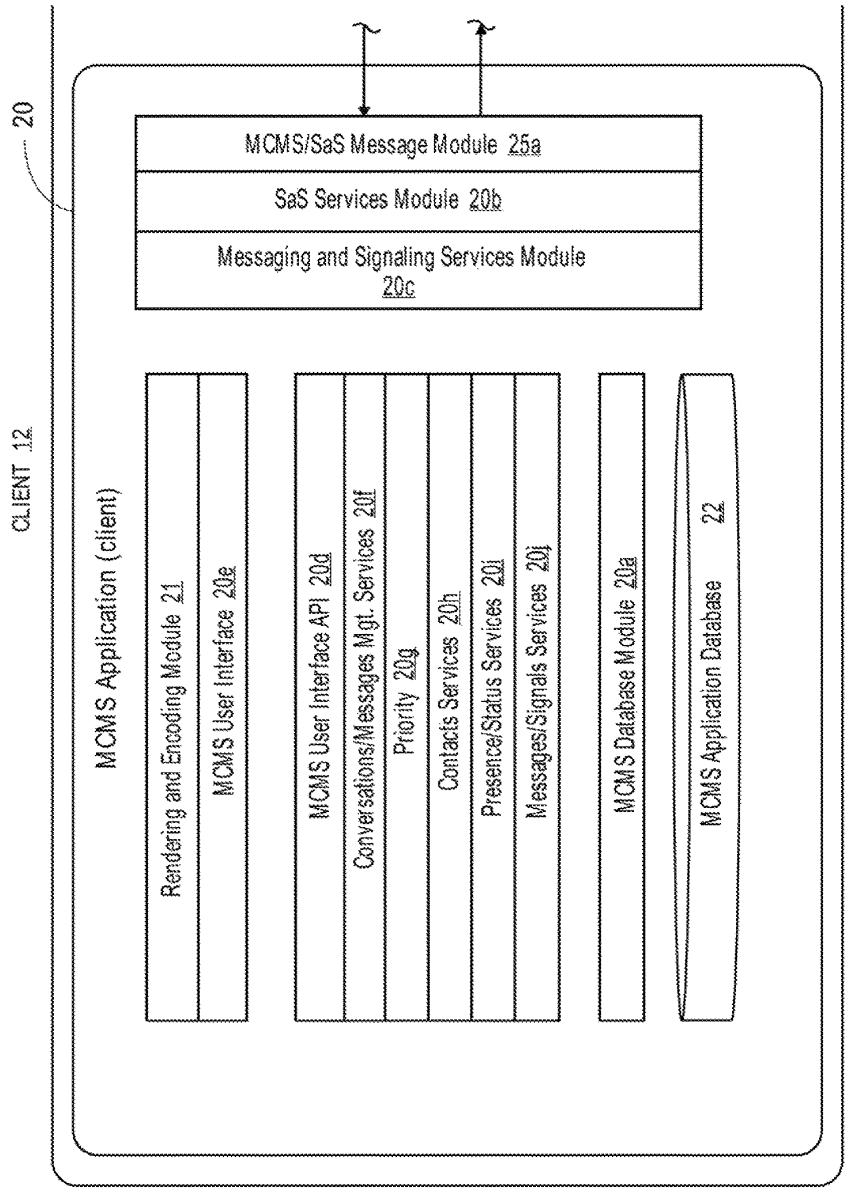
CLIENT 12
20
MCMS Application (client)
Rendering and Encoding Module 21
MCMS User Interface 20e
MCMS User Interface API 20d
Conversations/Messages Mgt. Services 20f
Priority 20g
Contacts Services 20h
Presence/Status Services 20i
Messages/Signals Services 20j
MCMS Database Module 20a
MCMS Application Database 22
MCMS/SaS Message Module 25a
SaS Services Module 20b
Messaging and Signaling Services Module 20c
FIG. 2A
FIG. 2B

FIG. 2A

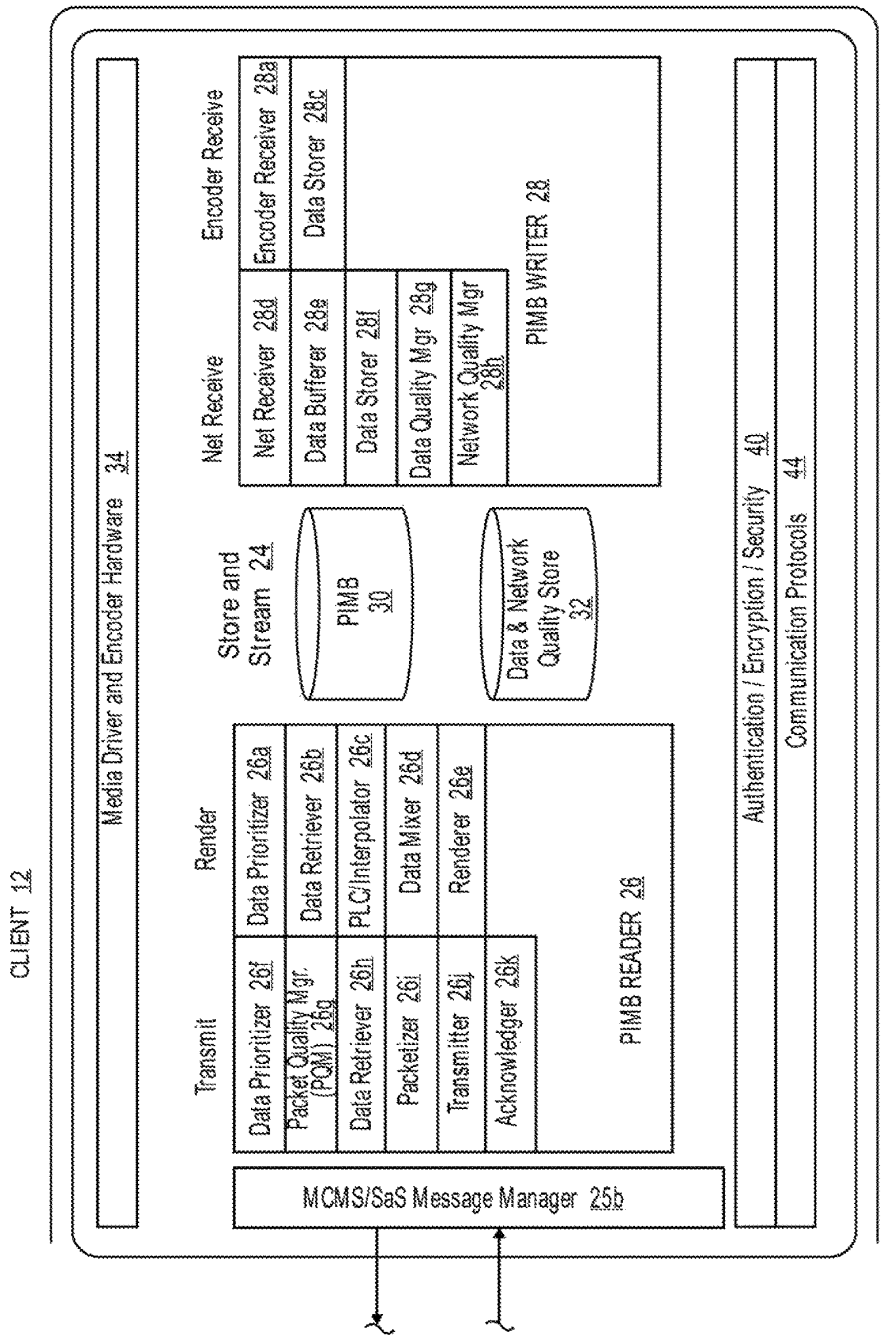
CLIENT 12
Media Driver and Encoder Hardware 34
Transmit
Data Prioritizer 26f
Packet Quality Mgr. (PQM) 26g
Data Retriever 26h
Packetizer 26i
Transmitter 26j
Acknowledger 26k
Render
Data Prioritizer 26a
Data Retriever 26b
PLC/Interpolator 26c
Data Mixer 26d
Renderer 26e
PIMB READER 26
MCMS/SaS Message Manager 25b
Store and Stream 24
PIMB 30
Data & Network Quality Store 32
Net Receive
Net Receiver 28d
Data Bufferer 28e
Data Storer 28f
Data Quality Mgr 28g
Network Quality Mgr 28h
Encoder Receive
Encoder Receiver 28a
Data Storer 28c
PIMB WRITER 28
Authentication / Encryption / Security 40
Communication Protocols 44
FIG. 2A
FIG. 2B

FIG. 2B

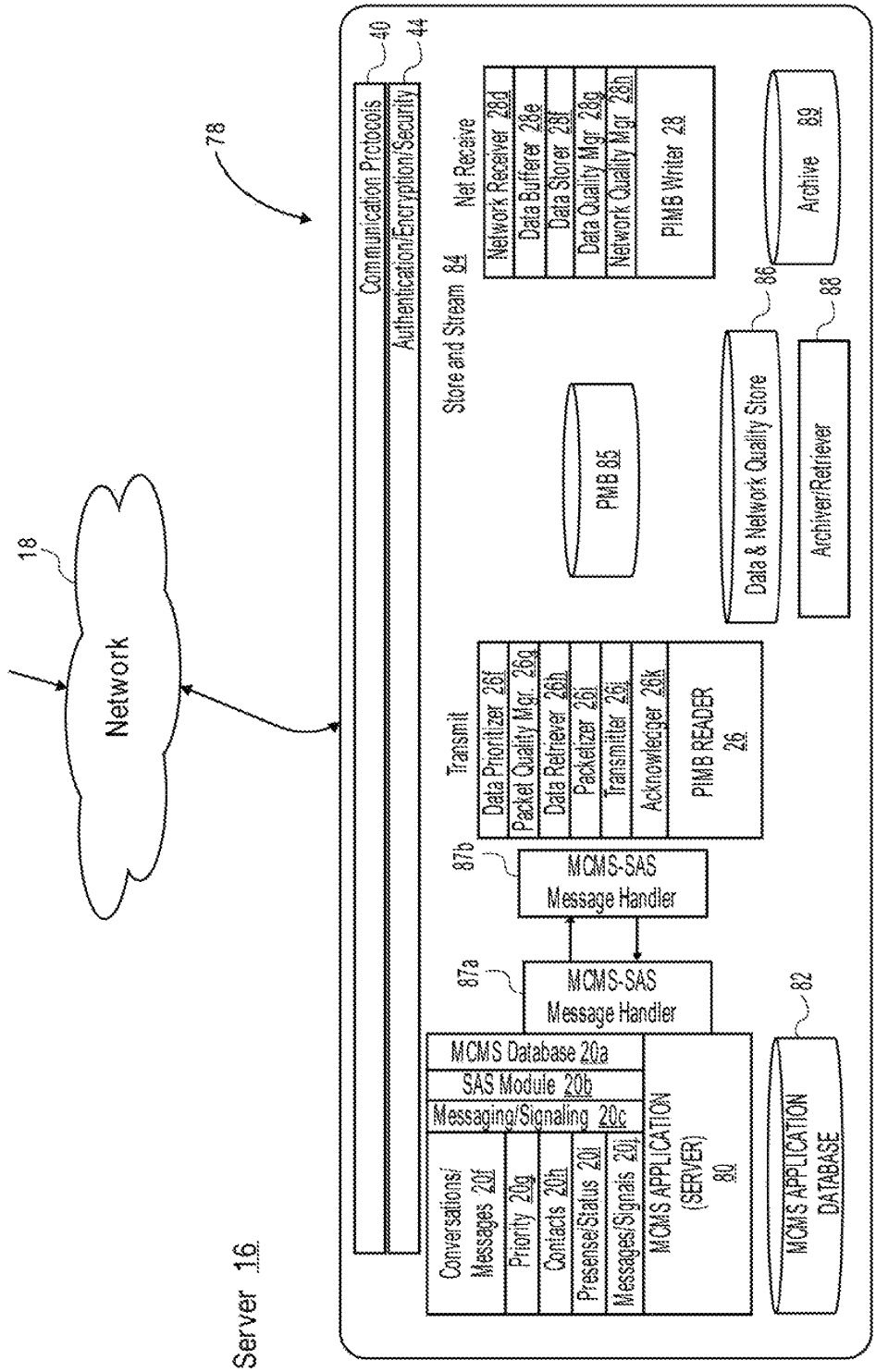
Server 16
78
Network
18
Communication Protocols
40
Authentication/Encryption/Security
44
Store and Stream 84
Net Receive
Network Receiver 28d
Data Buffer 28e
Data Storer 28f
Data Quality Mgr 28g
Network Quality Mgr 28h
PIMB Writer 28
Archive 89
86
88
Data & Network Quality Store
Archiver/Retriever
PIMB 85
Transmit
Data Prioritizer 26f
Packet Quality Mgr. 26g
Data Retriever 26h
Packetizer 26i
Transmitter 26j
Acknowledger 26k
PIMB READER 26
87b
MCMS-SAS Message Handler
87a
MCMS-SAS Message Handler
82
MCMS Database 20a
SAS Module 20b
Messaging/Signaling 20c
Conversations/ Messages 20f
Priority 20g
Contacts 20h
Presense/Status 20i
Messages/Signals 20j
MCMS APPLICATION (SERVER) 80
MCMS APPLICATION DATABASE

FIG. 3

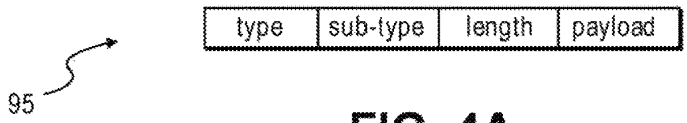

FIG. 4A

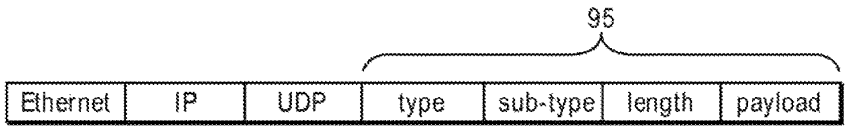

FIG. 4B

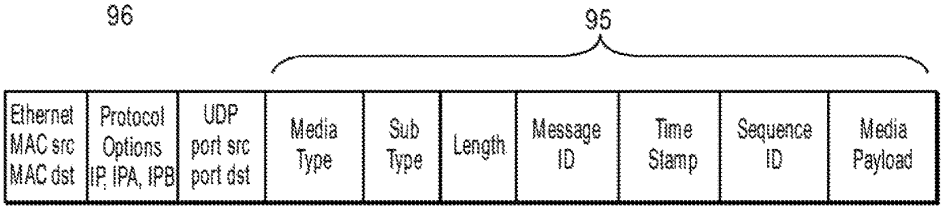

FIG. 4C

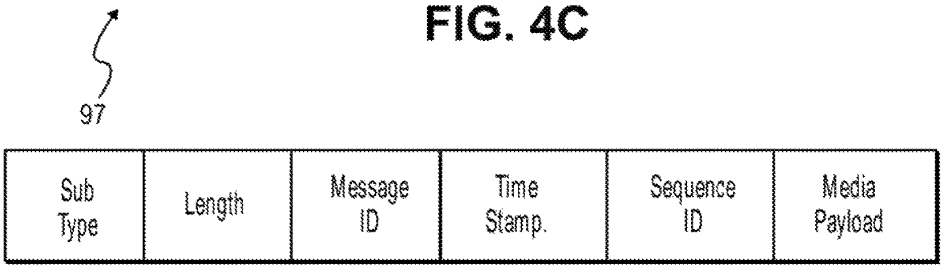

FIG. 4D

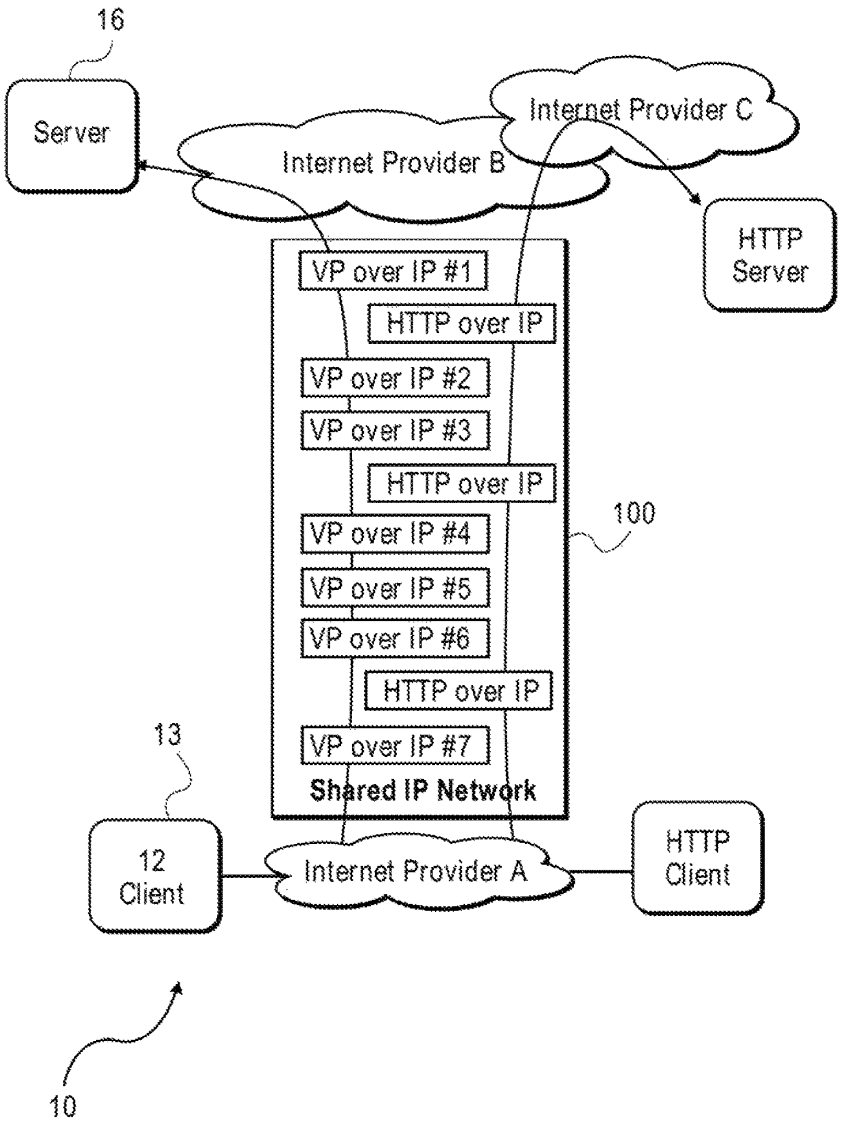
16
Server
Internet Provider C
Internet Provider B
HTTP Server
VP over IP #1
HTTP over IP
VP over IP #2
VP over IP #3
HTTP over IP
100
VP over IP #4
VP over IP #5
VP over IP #6
HTTP over IP
13
VP over IP #7
Shared IP Network
12 Client
Internet Provider A
HTTP Client
10

FIG. 5

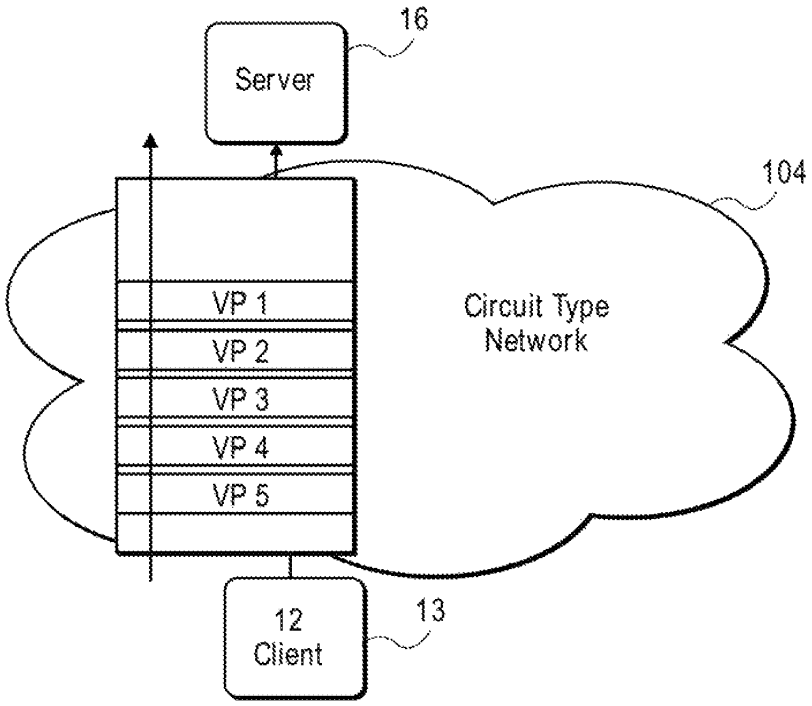
16
Server
104
VP 1
VP 2
VP 3
VP 4
VP 5
Circuit Type
Network
12
Client
13

FIG. 6

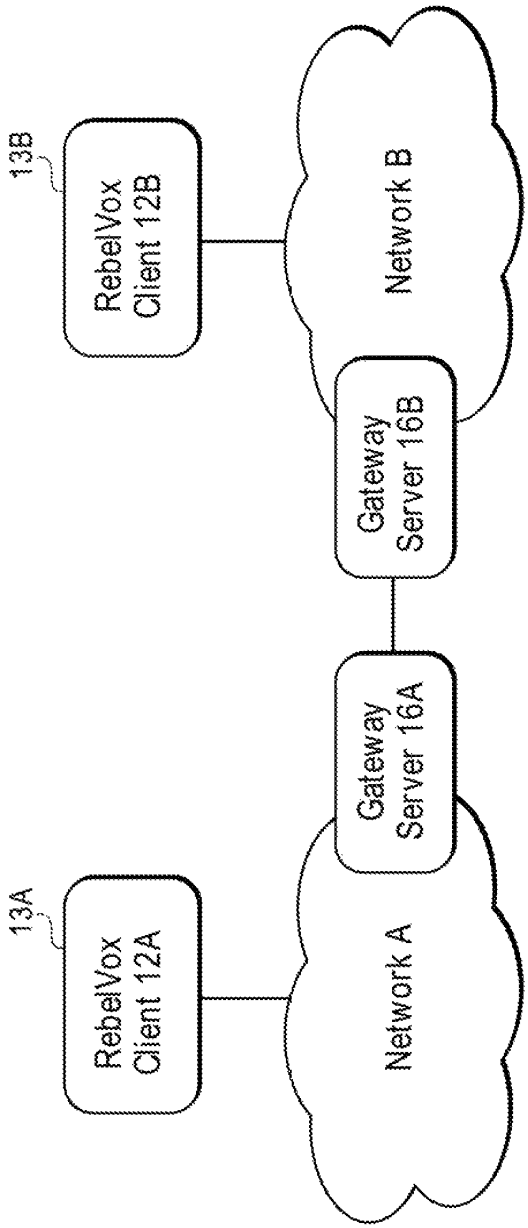
13A
RebelVox Client 12A
13B
RebelVox Client 12B
Network A
Network B
Gateway Server 16A
Gateway Server 16B

FIG. 7

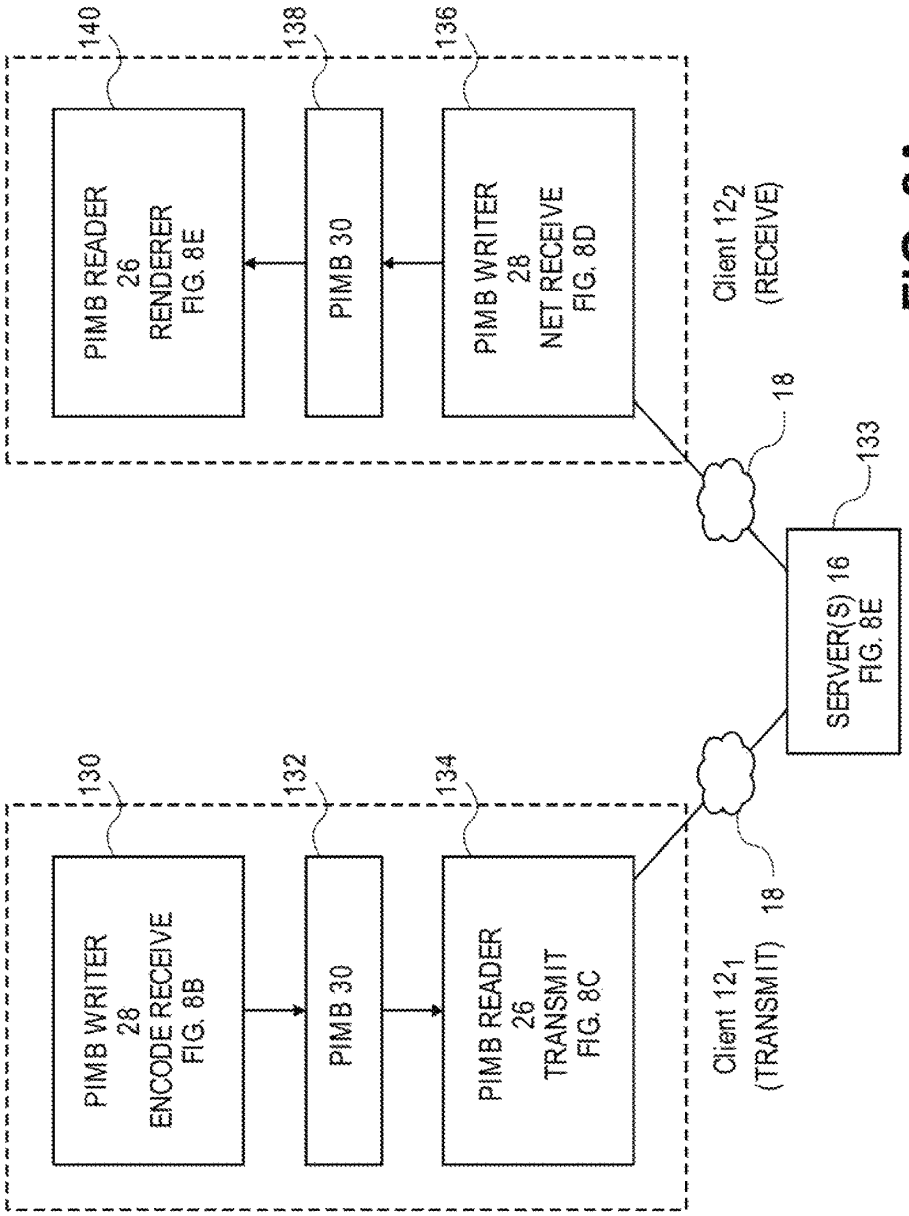
140
PIMB READER
26
RENDERER
FIG. 8E
138
PIMB 30
136
PIMB WRITER
28
NET RECEIVE
FIG. 8D
Client 12₂
(RECEIVE)
18
133
SERVER(S) 16
FIG. 8E
130
PIMB WRITER
28
ENCODE RECEIVE
FIG. 8B
132
PIMB 30
134
PIMB READER
26
TRANSMIT
FIG. 8C
Client 12₁
(TRANSMIT)
18

FIG. 8A

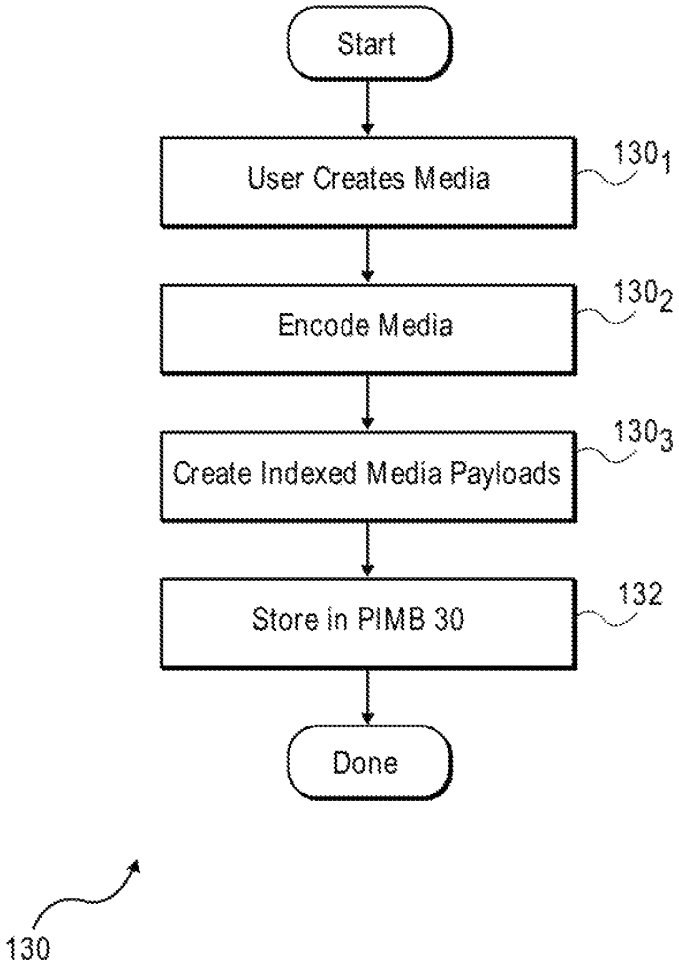
Start
User Creates Media
130₁
Encode Media
130₂
Create Indexed Media Payloads
130₃
Store in PIMB 30
132
Done
130

FIG. 8B

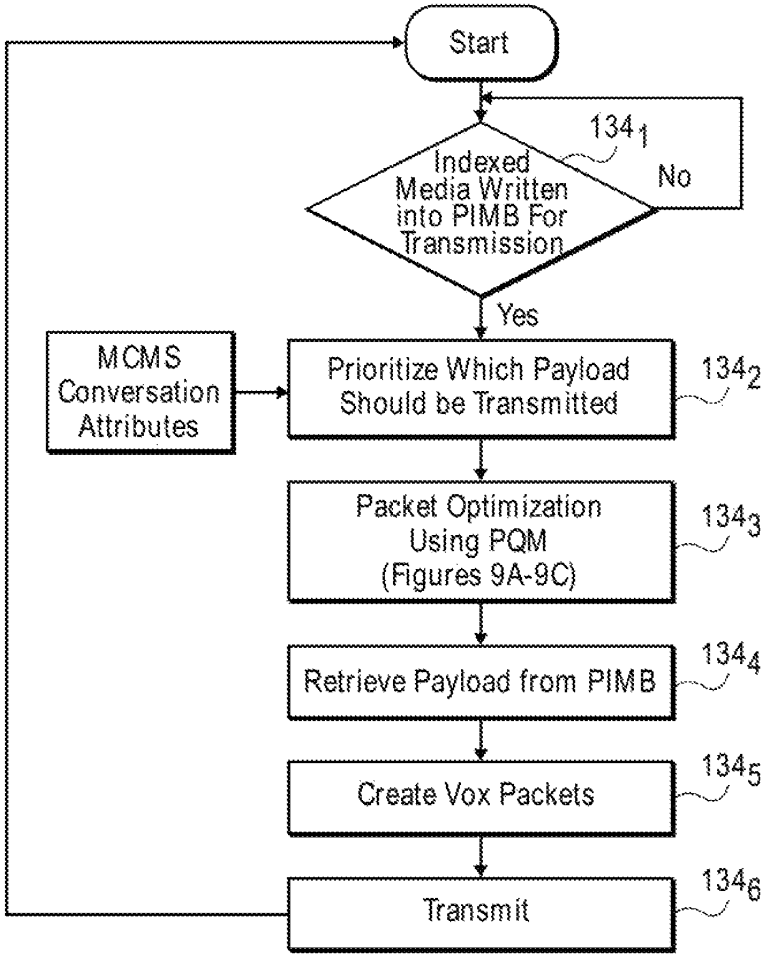
Start
Indexed Media Written into PIMB For Transmission
134 1
No
Yes
MCMS Conversation Attributes
Prioritize Which Payload Should be Transmitted
134 2
Packet Optimization Using PQM (Figures 9A-9C)
134 3
Retrieve Payload from PIMB
134 4
Create Vox Packets
134 5
Transmit
134 6

FIG. 8C

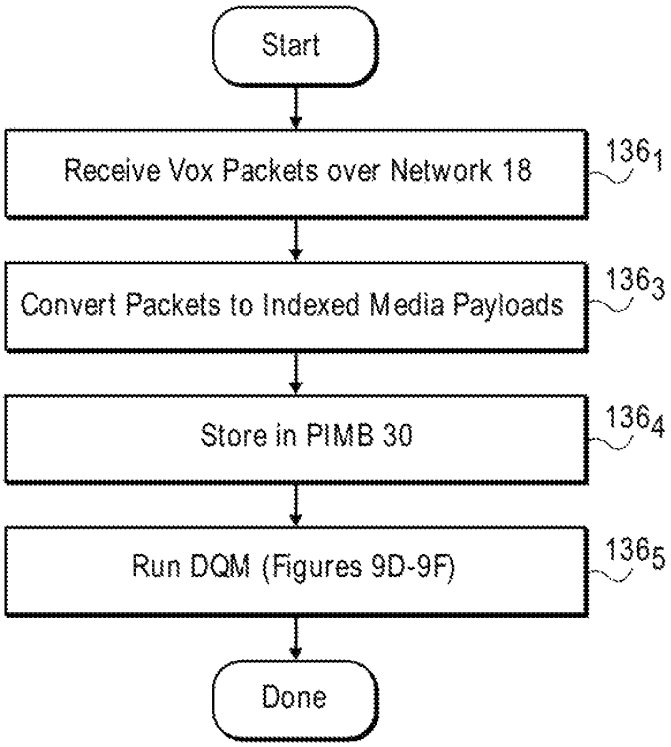
Start
Receive Vox Packets over Network 18
136_1
Convert Packets to Indexed Media Payloads
136_3
Store in PIMB 30
136_4
Run DQM (Figures 9D-9F)
136_5
Done

FIG. 8D

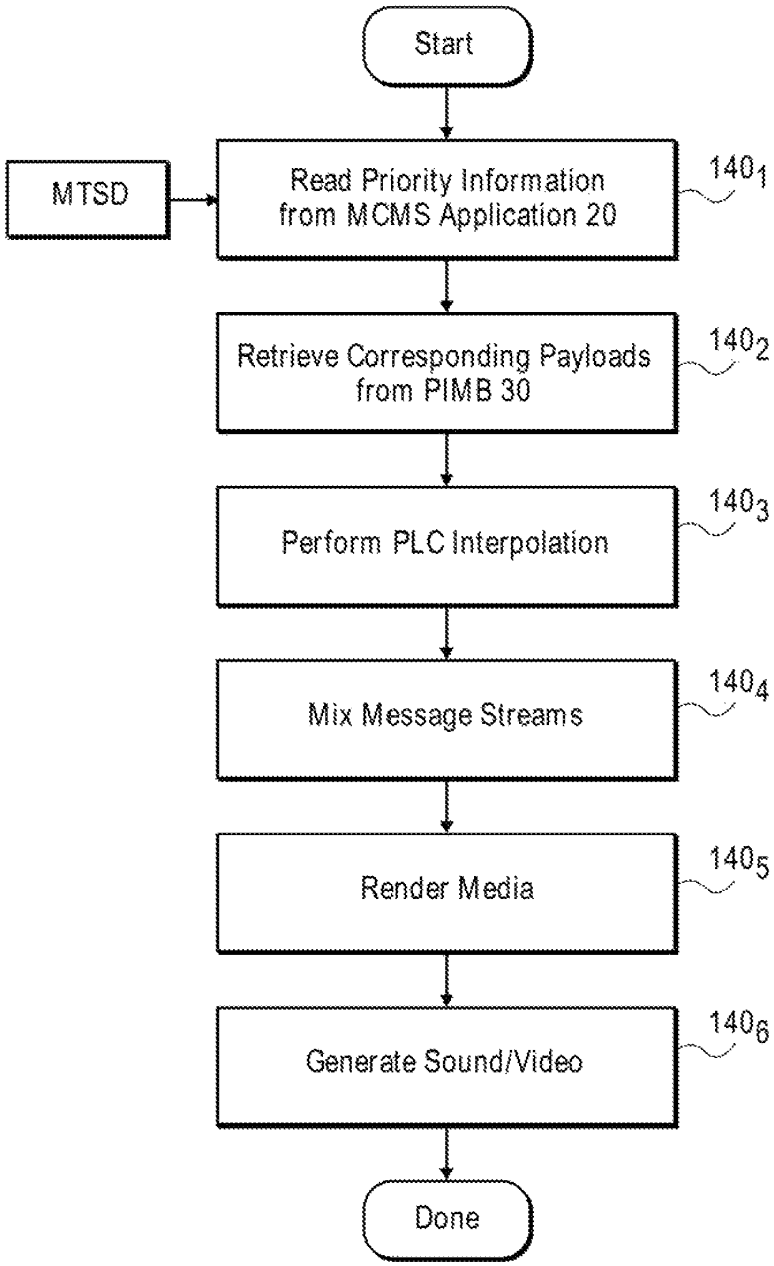
Start
MTSD
Read Priority Information from MCMS Application 20
140_1
Retrieve Corresponding Payloads from PIMB 30
140_2
Perform PLC Interpolation
140_3
Mix Message Streams
140_4
Render Media
140_5
Generate Sound/Video
140_6
Done

FIG. 8E

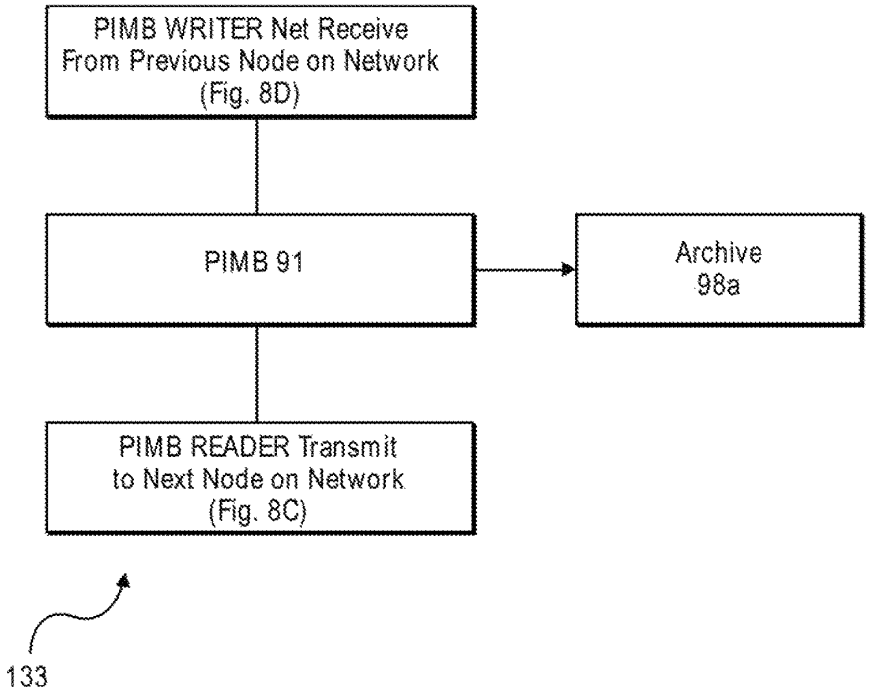
PIMB WRITER Net Receive
From Previous Node on Network
(Fig. 8D)
PIMB 91
Archive
98a
PIMB READER Transmit
to Next Node on Network
(Fig. 8C)
133

FIG. 8F

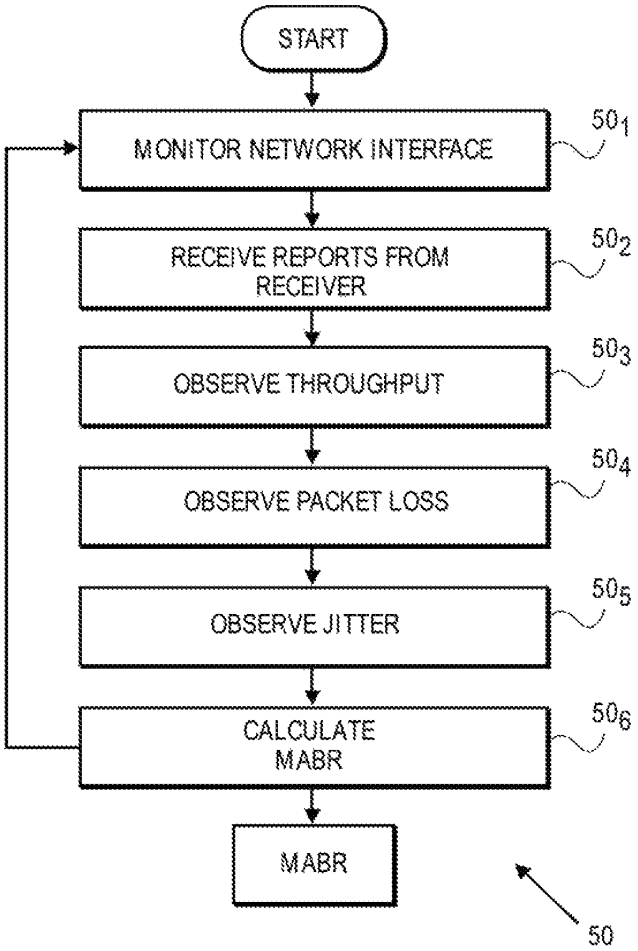
START
MONITOR NETWORK INTERFACE
50_1
RECEIVE REPORTS FROM RECEIVER
50_2
OBSERVE THROUGHPUT
50_3
OBSERVE PACKET LOSS
50_4
OBSERVE JITTER
50_5
CALCULATE MABR
50_6
MABR
50

FIG. 9A

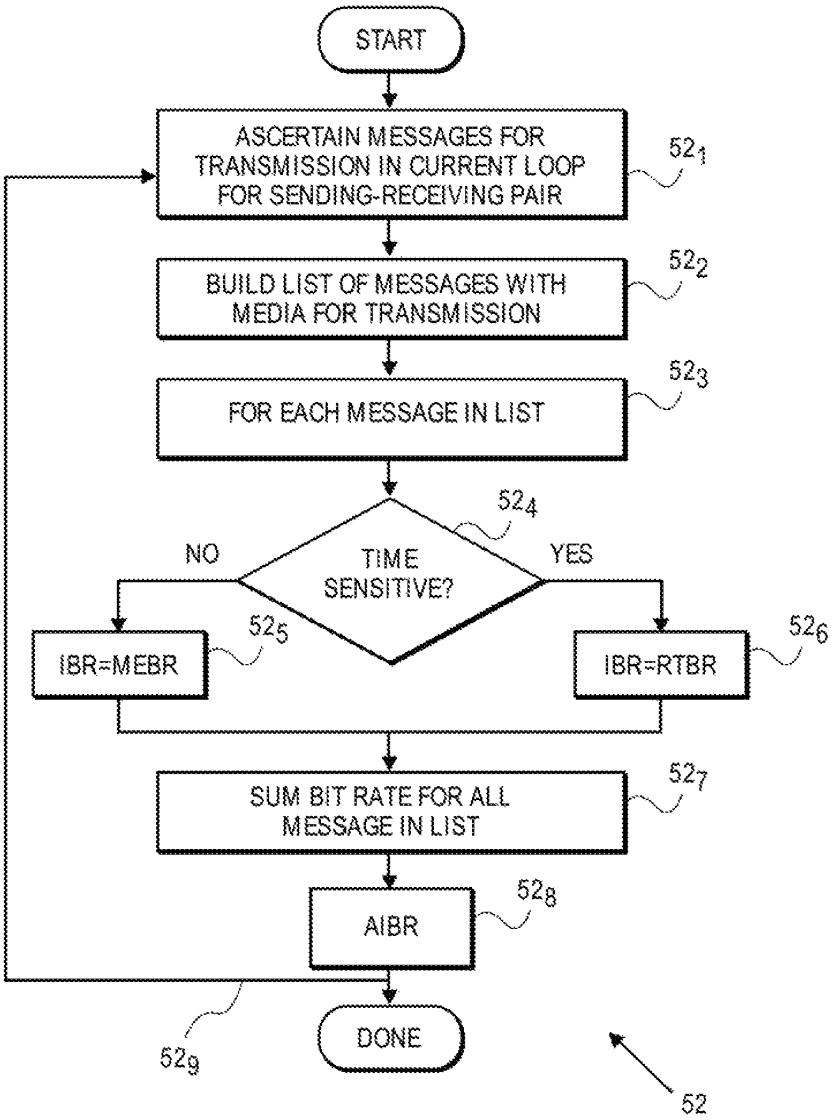
START
ASCERTAIN MESSAGES FOR TRANSMISSION IN CURRENT LOOP FOR SENDING-RECEIVING PAIR
52_1
BUILD LIST OF MESSAGES WITH MEDIA FOR TRANSMISSION
52_2
FOR EACH MESSAGE IN LIST
52_3
52_4
TIME SENSITIVE?
NO
YES
IBR=MEBR
52_5
IBR=RTBR
52_6
SUM BIT RATE FOR ALL MESSAGE IN LIST
52_7
AIBR
52_8
DONE
52_9
52

FIG. 9B

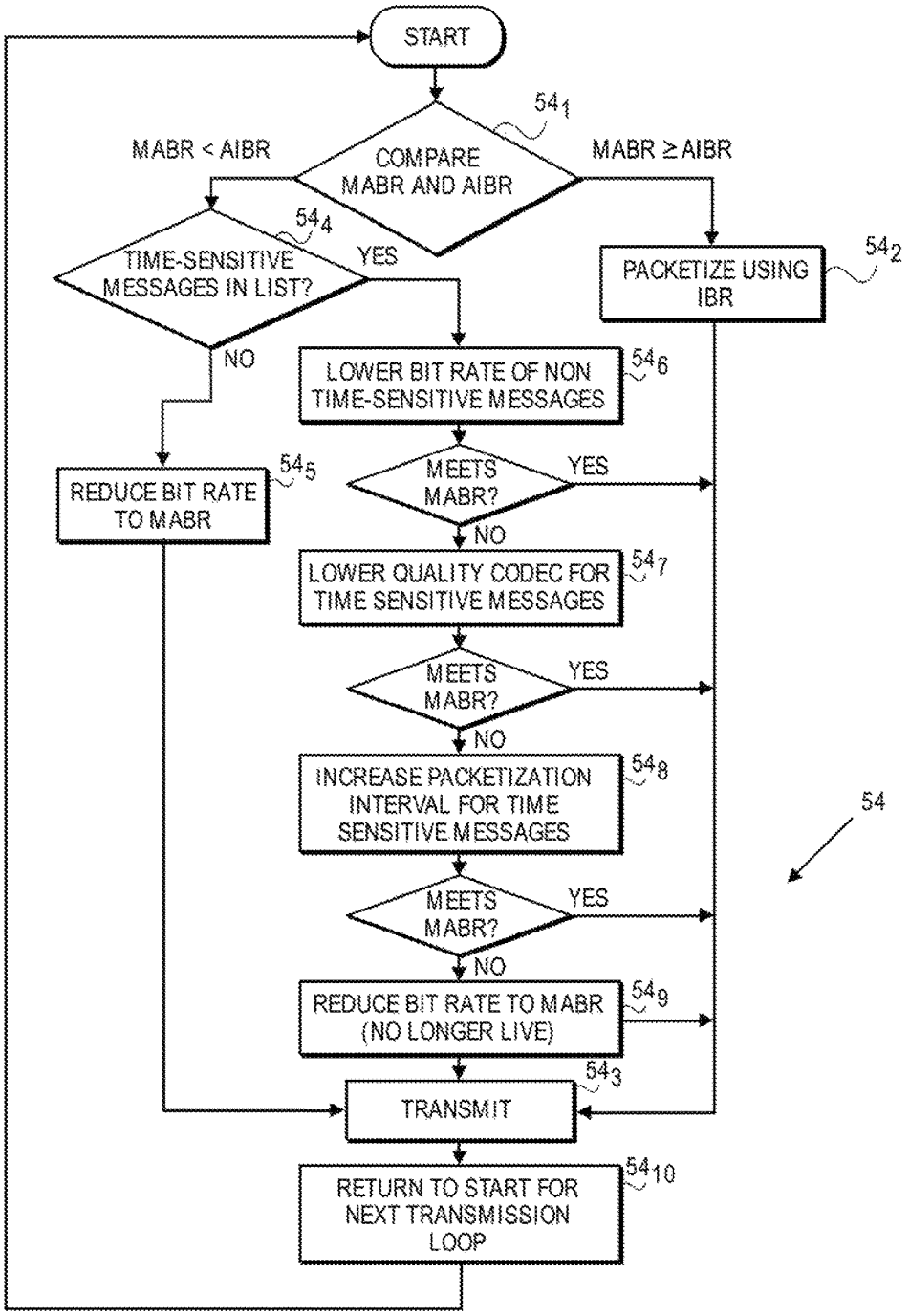
START
COMPARE MABR AND AIBR
54_1
MABR < AIBR
MABR ≥ AIBR
TIME-SENSITIVE MESSAGES IN LIST?
54_4
YES
NO
PACKETIZE USING IBR
54_2
LOWER BIT RATE OF NON TIME-SENSITIVE MESSAGES
54_6
REDUCE BIT RATE TO MABR
54_5
MEETS MABR?
YES
NO
LOWER QUALITY CODEC FOR TIME SENSITIVE MESSAGES
54_7
MEETS MABR?
YES
NO
INCREASE PACKETIZATION INTERVAL FOR TIME SENSITIVE MESSAGES
54_8
MEETS MABR?
YES
NO
REDUCE BIT RATE TO MABR (NO LONGER LIVE)
54_9
TRANSMIT
54_3
RETURN TO START FOR NEXT TRANSMISSION LOOP
54_{10}
54

FIG. 9C

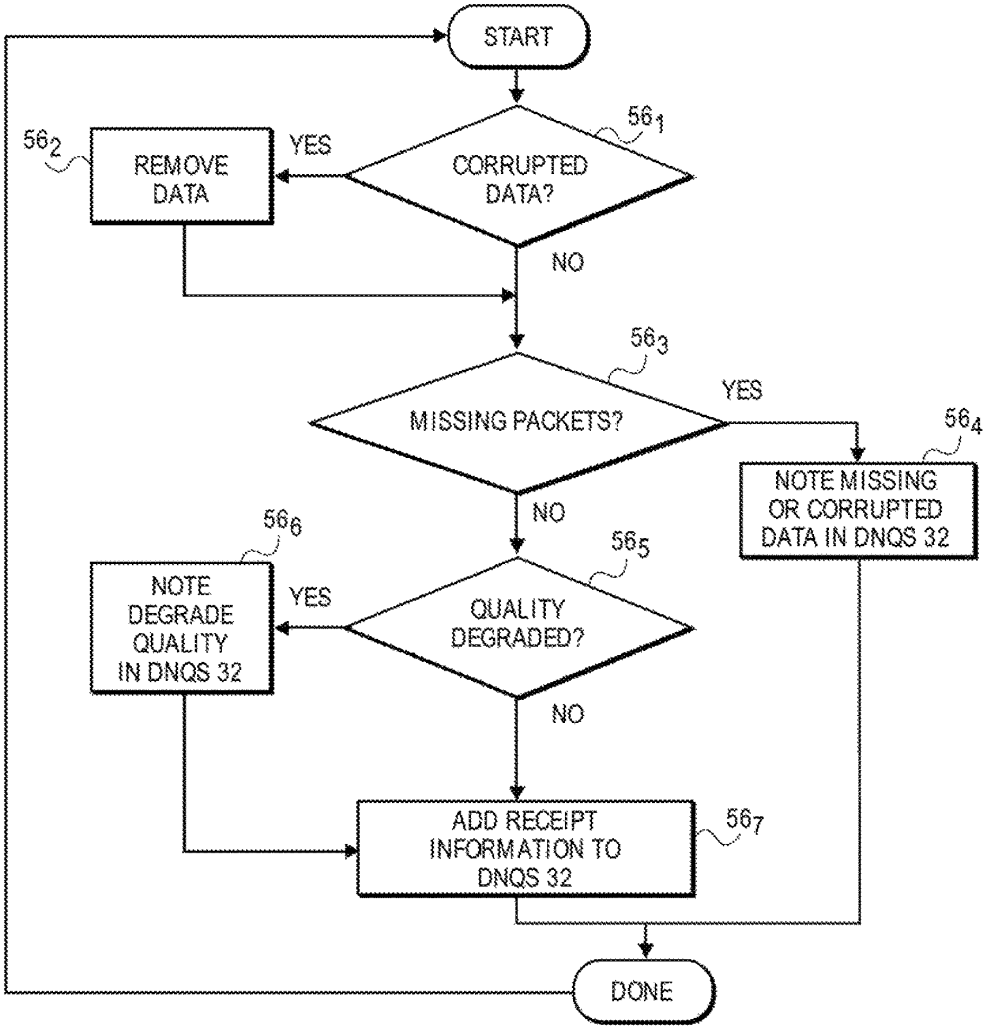
START
56_1
CORRUPTED DATA?
YES
56_2
REMOVE DATA
NO
56_3
MISSING PACKETS?
YES
56_4
NOTE MISSING OR CORRUPTED DATA IN DNQS 32
NO
56_5
QUALITY DEGRADED?
YES
56_6
NOTE DEGRADE QUALITY IN DNQS 32
NO
ADD RECEIPT INFORMATION TO DNQS 32
56_7
DONE

FIG. 9D

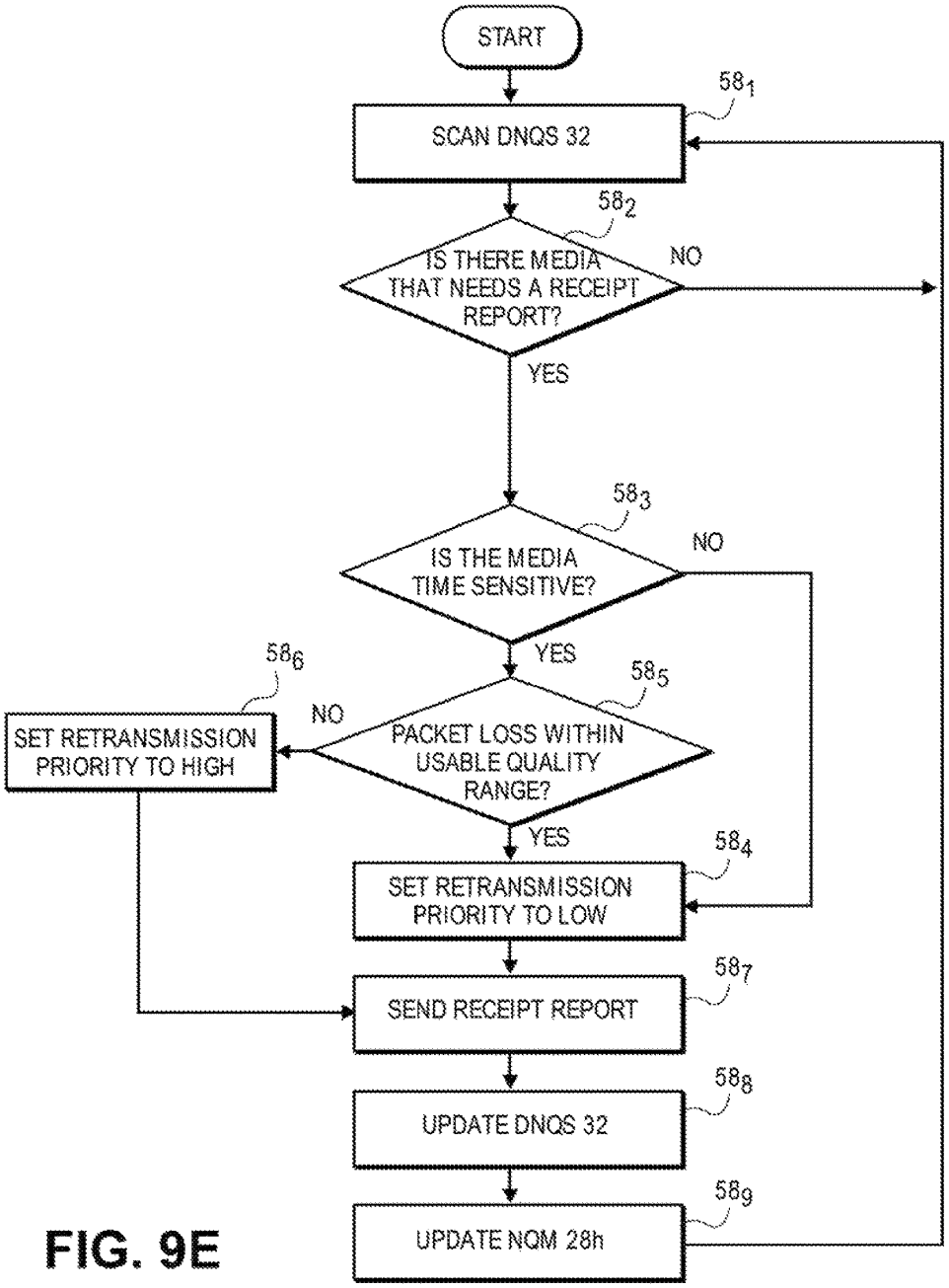
START
SCAN DNQS 32
58_1
IS THERE MEDIA THAT NEEDS A RECEIPT REPORT?
58_2
NO
YES
IS THE MEDIA TIME SENSITIVE?
58_3
NO
YES
PACKET LOSS WITHIN USABLE QUALITY RANGE?
58_5
NO
SET RETRANSMISSION PRIORITY TO HIGH
58_6
YES
SET RETRANSMISSION PRIORITY TO LOW
58_4
SEND RECEIPT REPORT
58_7
UPDATE DNQS 32
58_8
UPDATE NQM 28h
58_9

FIG. 9E

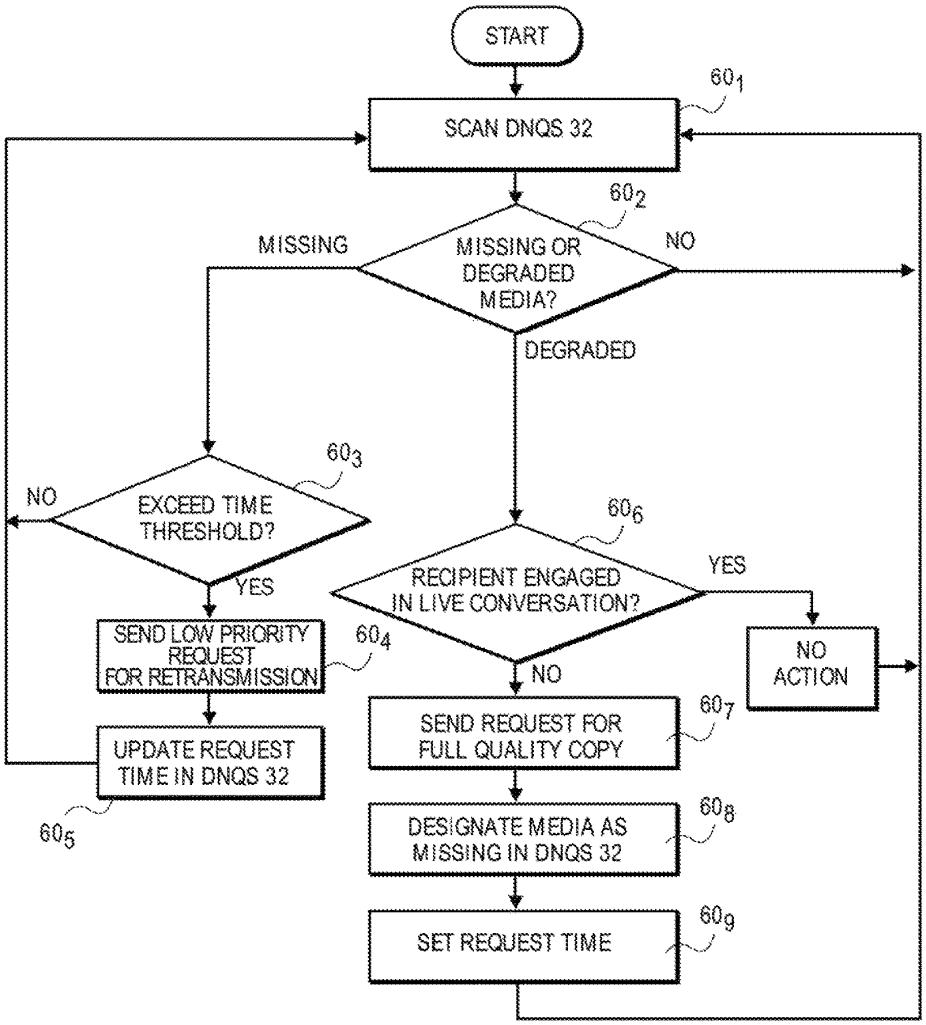
START
SCAN DNQS 32
60_1
MISSING OR DEGRADED MEDIA?
60_2
MISSING
NO
DEGRADED
EXCEED TIME THRESHOLD?
60_3
NO
YES
SEND LOW PRIORITY REQUEST FOR RETRANSMISSION
60_4
UPDATE REQUEST TIME IN DNQS 32
60_5
RECIPIENT ENGAGED IN LIVE CONVERSATION?
60_6
YES
NO
NO ACTION
SEND REQUEST FOR FULL QUALITY COPY
60_7
DESIGNATE MEDIA AS MISSING IN DNQS 32
60_8
SET REQUEST TIME
60_9

FIG. 9F

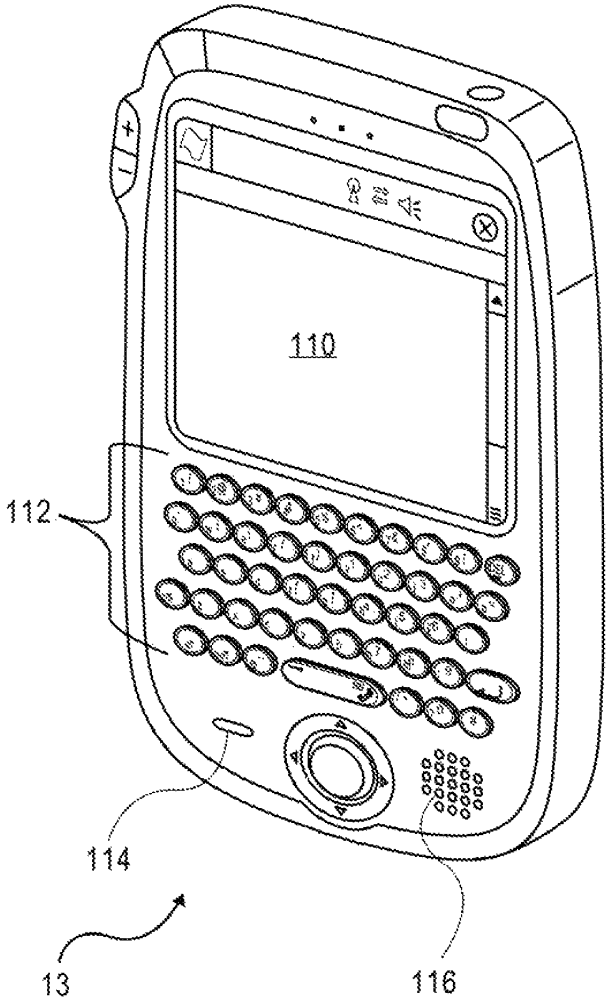

FIG. 10

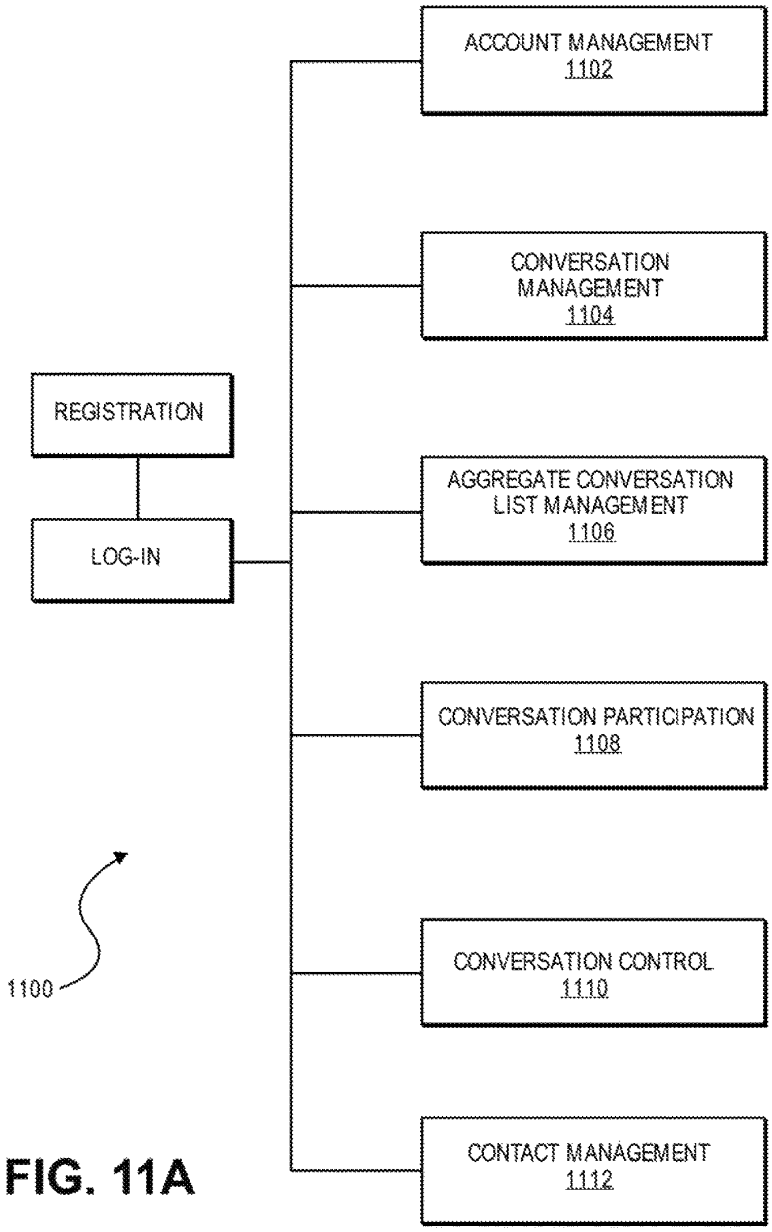
ACCOUNT MANAGEMENT
1102
CONVERSATION MANAGEMENT
1104
REGISTRATION
AGGREGATE CONVERSATION LIST MANAGEMENT
1106
LOG-IN
CONVERSATION PARTICIPATION
1108
1100
CONVERSATION CONTROL
1110
CONTACT MANAGEMENT
1112

FIG. 11A

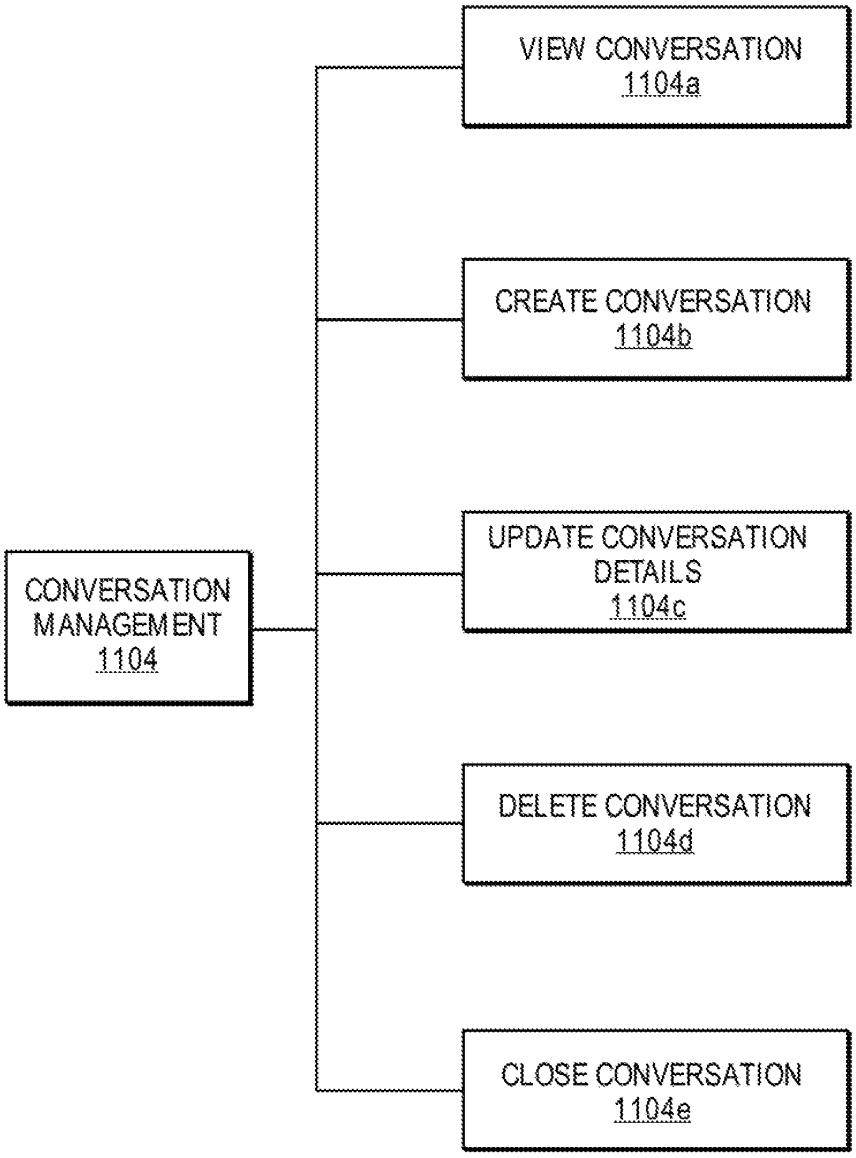
CONVERSATION MANAGEMENT 1104
VIEW CONVERSATION 1104a
CREATE CONVERSATION 1104b
UPDATE CONVERSATION DETAILS 1104c
DELETE CONVERSATION 1104d
CLOSE CONVERSATION 1104e

FIG. 11B

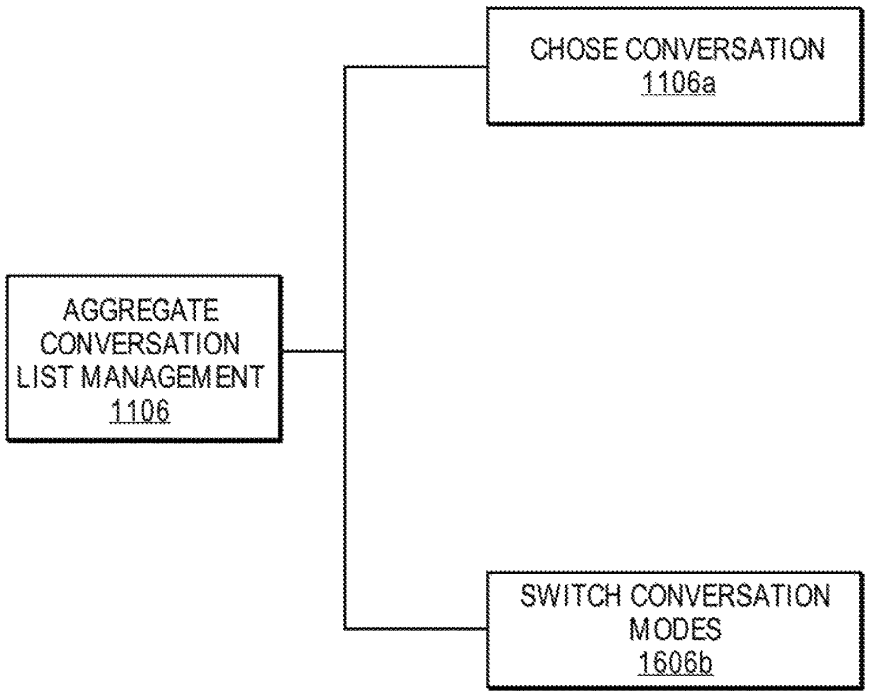
AGGREGATE CONVERSATION LIST MANAGEMENT 1106
CHOSE CONVERSATION 1106a
SWITCH CONVERSATION MODES 1606b

FIG. 11C

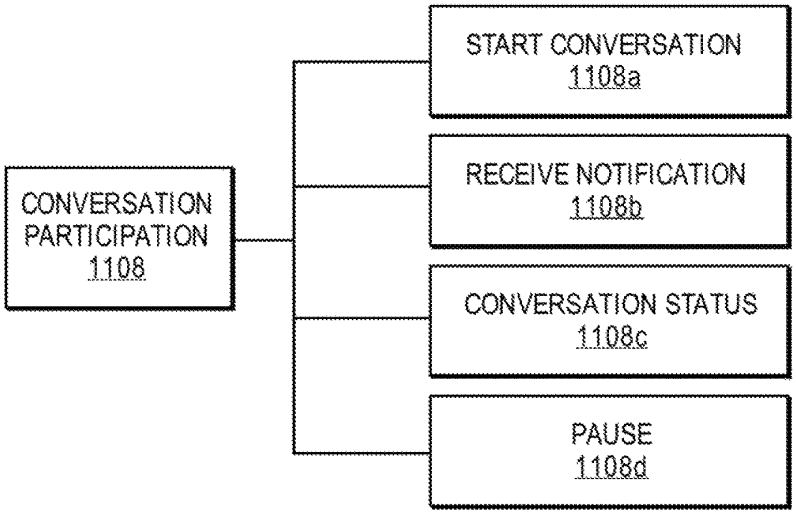

FIG. 11D

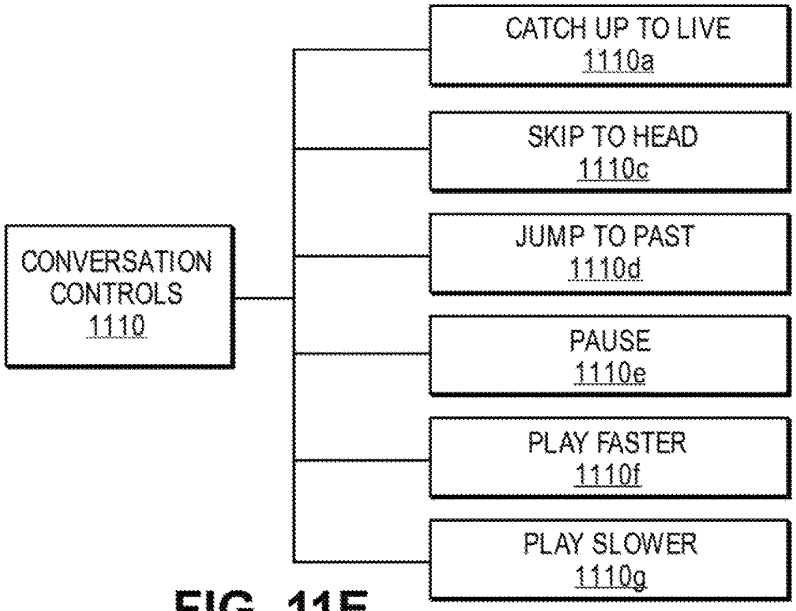

FIG. 11E

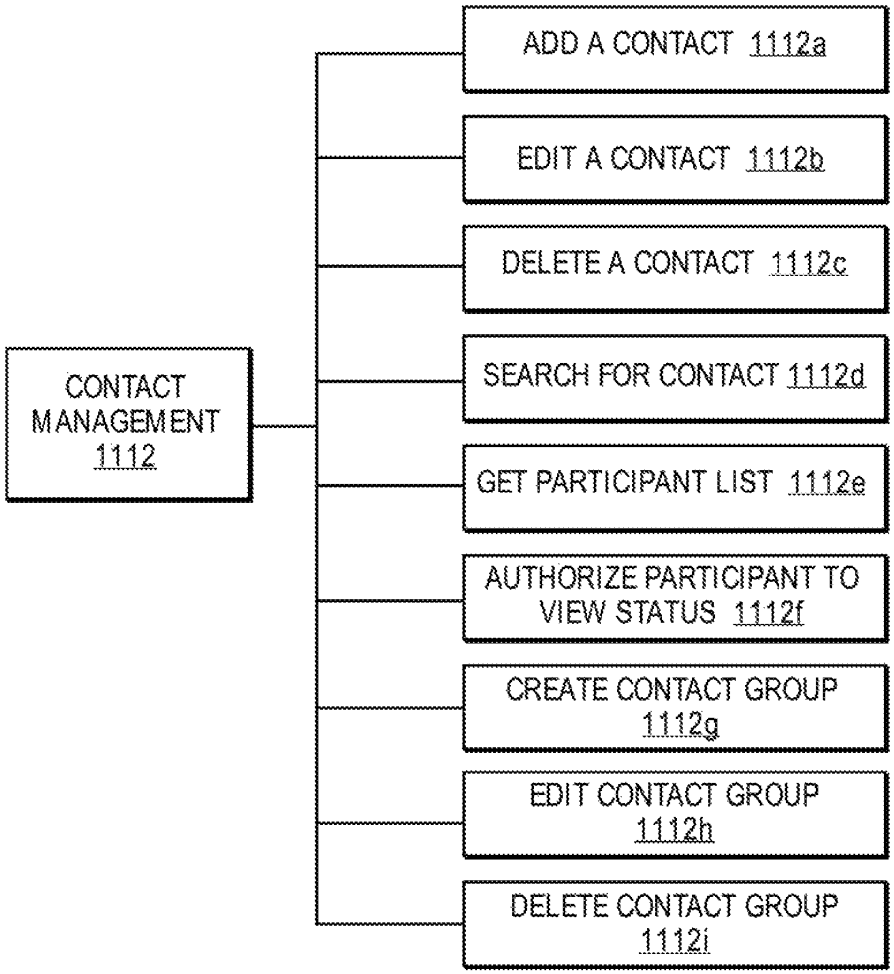
CONTACT MANAGEMENT 1112
ADD A CONTACT 1112a
EDIT A CONTACT 1112b
DELETE A CONTACT 1112c
SEARCH FOR CONTACT 1112d
GET PARTICIPANT LIST 1112e
AUTHORIZE PARTICIPANT TO VIEW STATUS 1112f
CREATE CONTACT GROUP 1112g
EDIT CONTACT GROUP 1112h
DELETE CONTACT GROUP 1112i

FIG. 11F

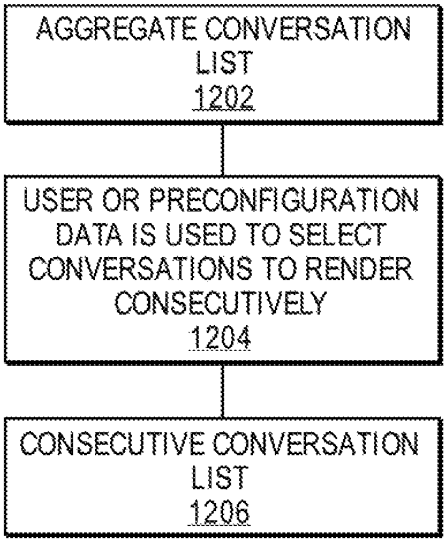

FIG. 12A

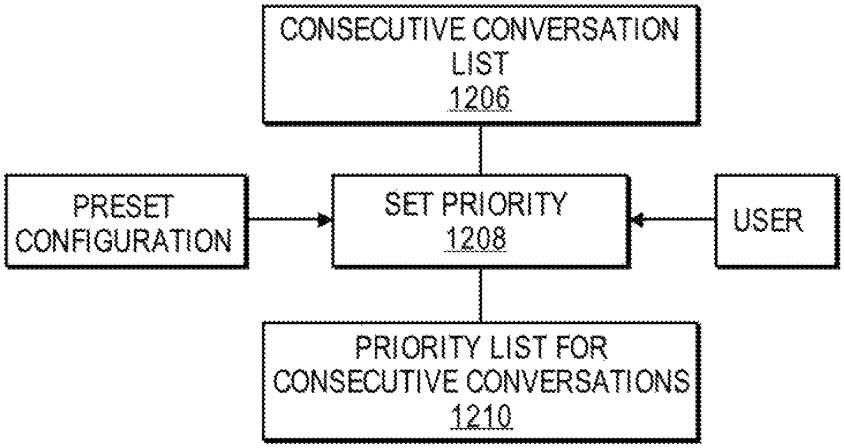

FIG. 12B

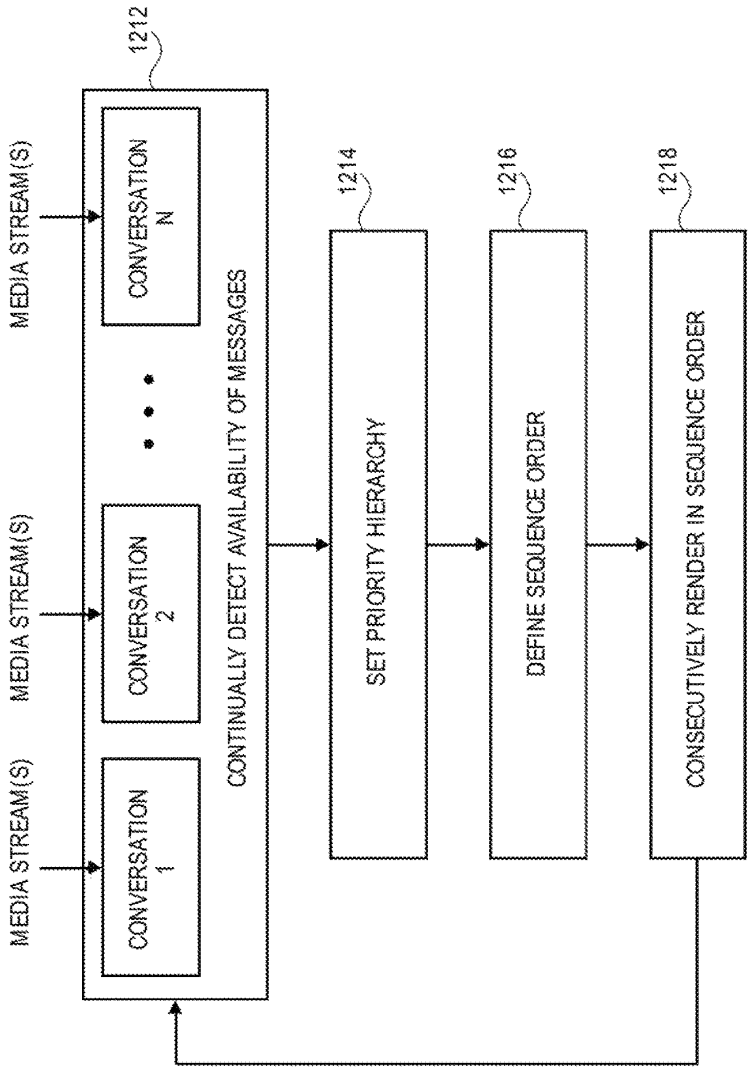
MEDIA STREAM(S)
MEDIA STREAM(S)
MEDIA STREAM(S)
CONVERSATION 1
CONVERSATION 2
CONVERSATION N
CONTINUALLY DETECT AVAILABILITY OF MESSAGES
1212
SET PRIORITY HIERARCHY
1214
DEFINE SEQUENCE ORDER
1216
CONSECUTIVELY RENDER IN SEQUENCE ORDER
1218

FIG. 12C

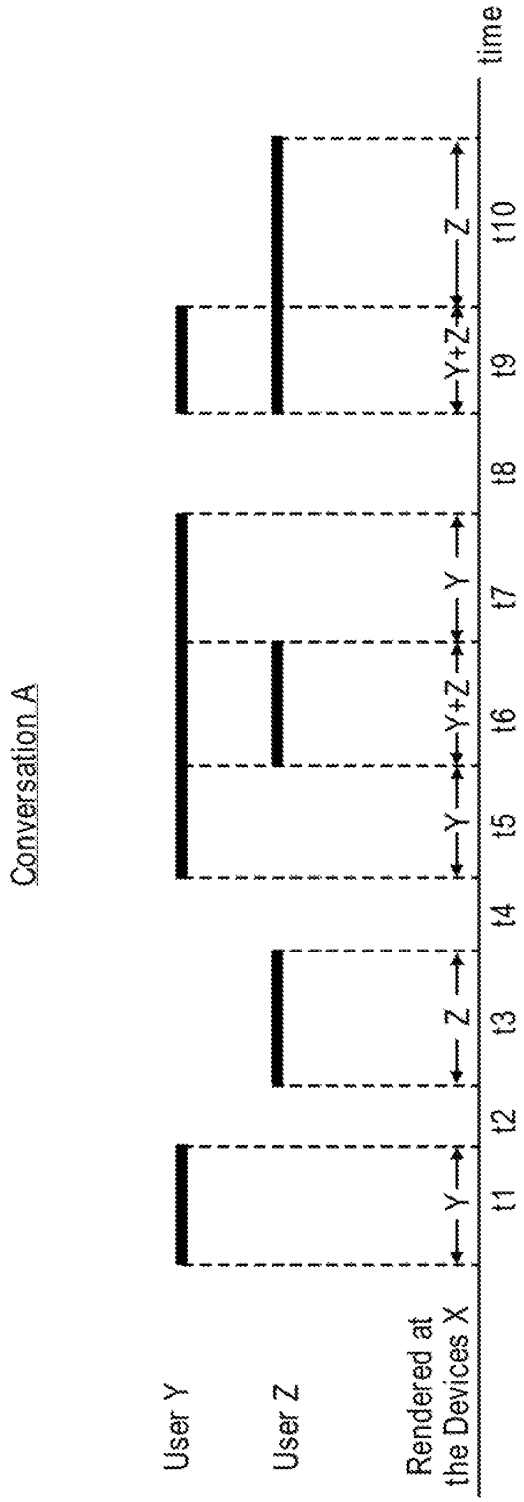
Conversation A
User Y
User Z
Rendered at the Devices X
Y
Z
Y
Y+Z
Y
Y+Z
Z
t1
t2
t3
t4
t5
t6
t7
t8
t9
t10
time

FIG. 13A

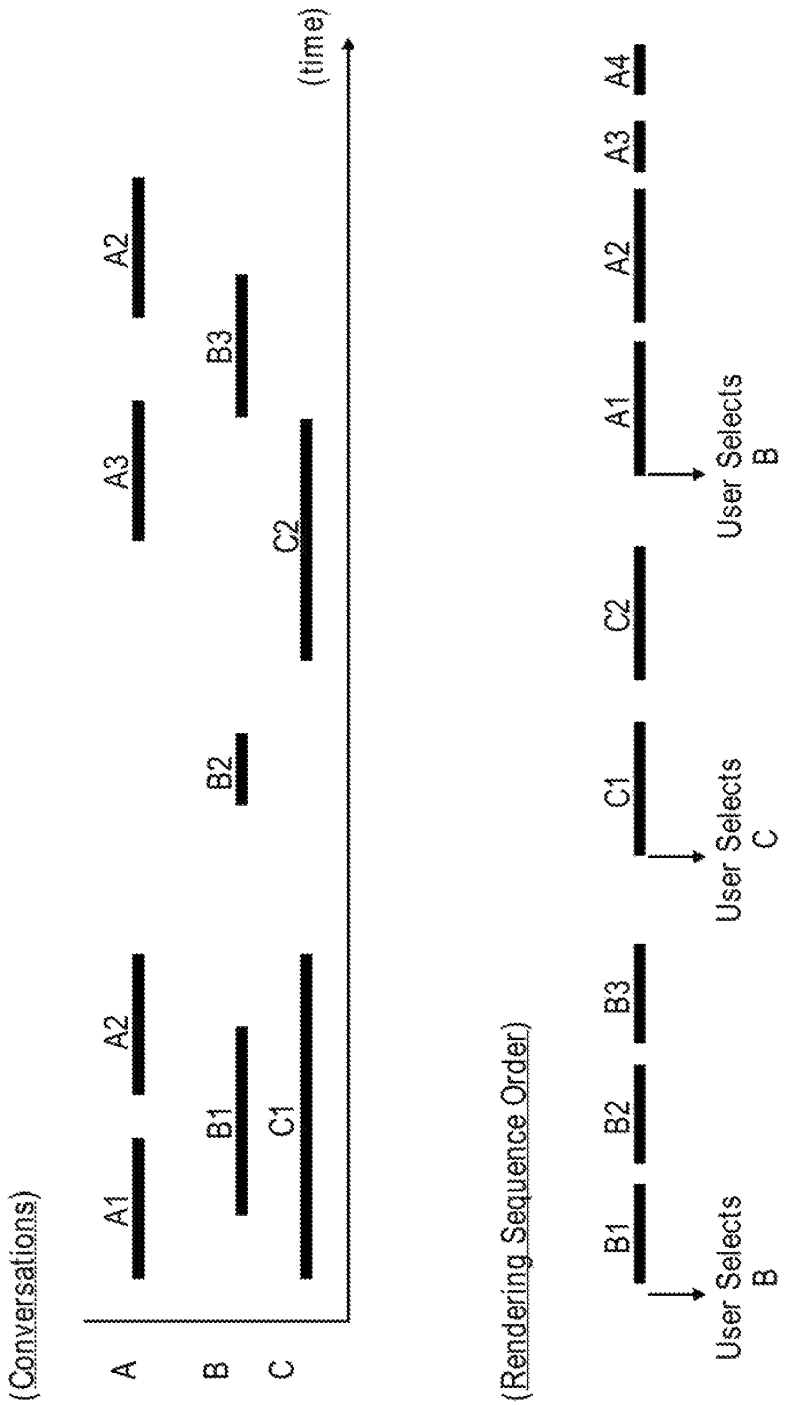
(Conversations)
A
B
C
A1
A2
A3
B1
B2
B3
C1
C2
(time)
(Rendering Sequence Order)
B1
B2
B3
User Selects B
C1
C2
User Selects C
A1
A2
A3
A4
User Selects B

FIG. 13B

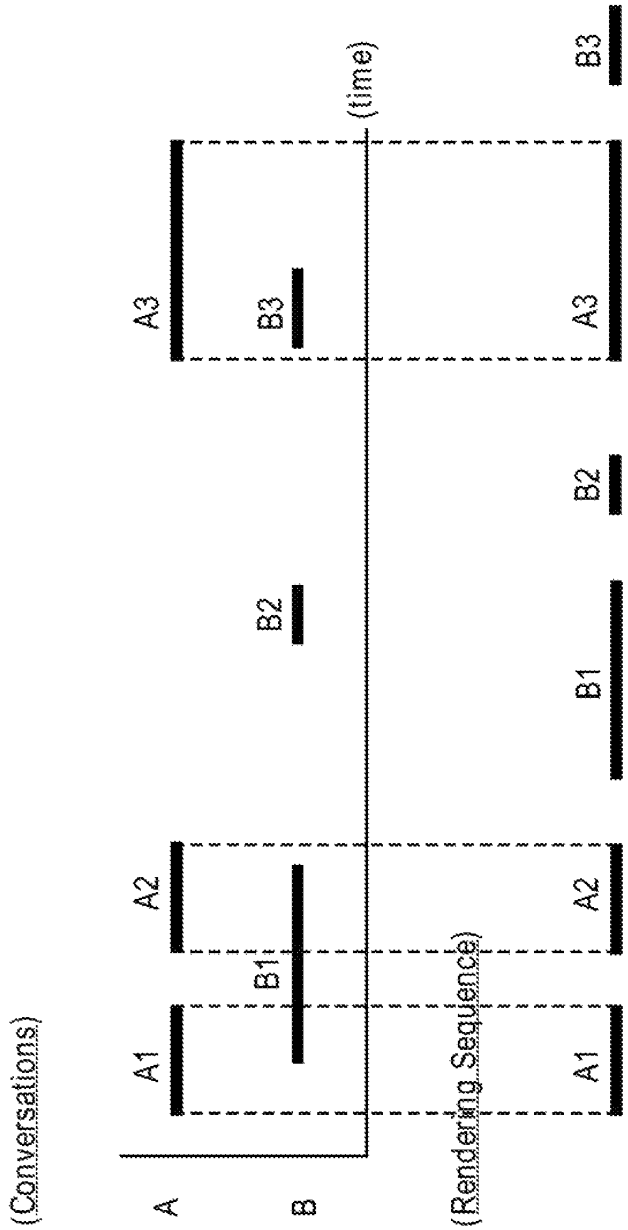
MCMS-C
(Conversations)
A
B
A1
B1
A2
B2
A3
B3
(time)
(Rendering Sequence)
A1
A2
B1
B2
A3
B3

FIG. 13C

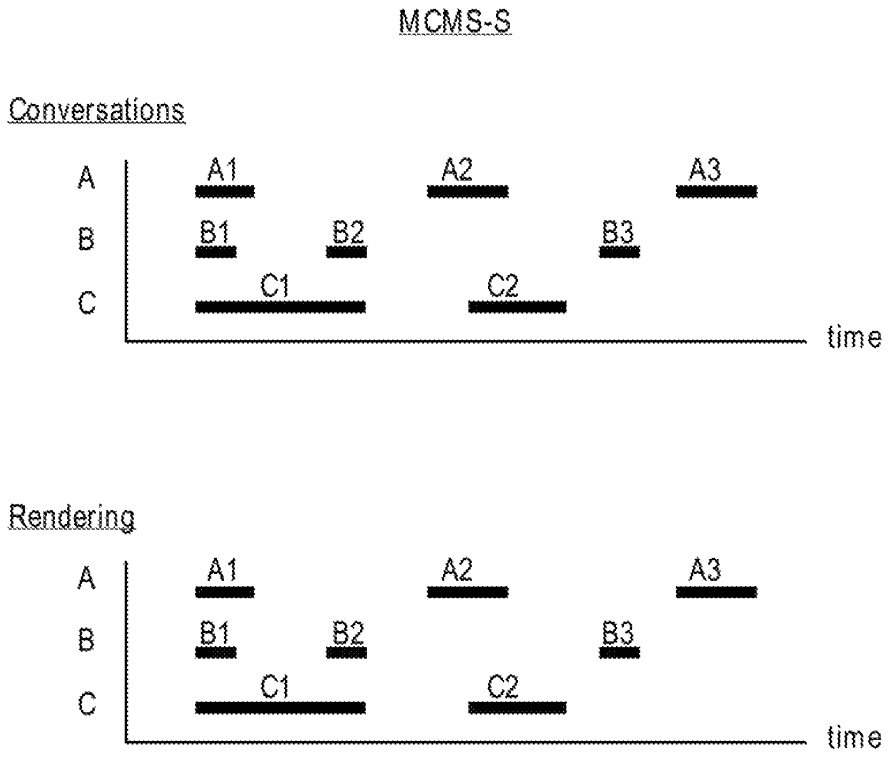
MCMS-S
Conversations
A
B
C
A1
A2
A3
B1
B2
B3
C1
C2
time
Rendering
A
B
C
A1
A2
A3
B1
B2
B3
C1
C2
time

FIG. 13D

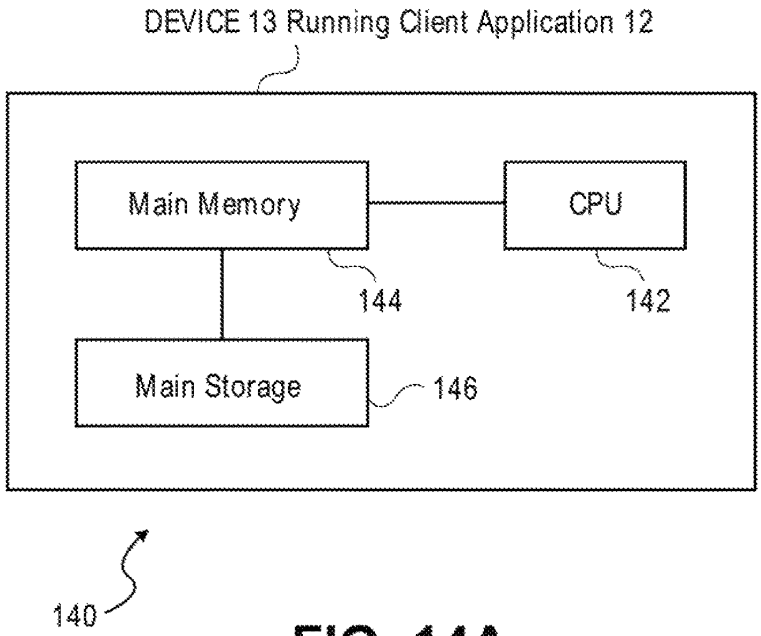

FIG. 14A

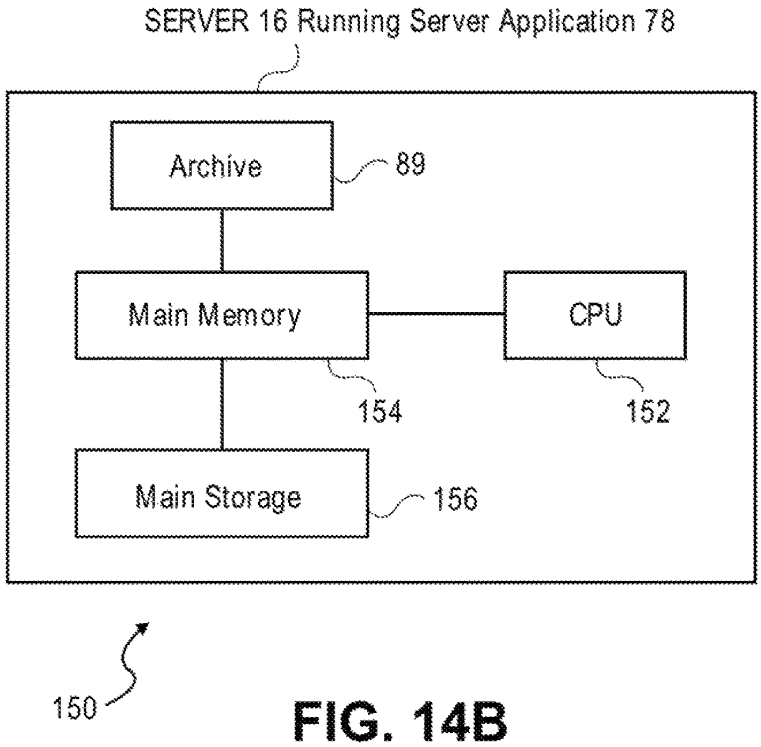

FIG. 14B

TELECOMMUNICATION AND MULTIMEDIA MANAGEMENT METHOD AND APPARATUS

CROSS-REFERENCE TO RELATED APPLICATIONS

This application is a continuation of U.S. application Ser. No. 14/799,528, filed Jul. 14, 2015. U.S. application Ser. No. 14/799,528 is a continuation of U.S. application Ser. No. 14/198,043, filed on Mar. 5, 2014 (now U.S. Pat. No. 9,154,628), which is a continuation of U.S. application Ser. No. 13/555,034 (now U.S. Pat. No. 8,705,714), filed Jul. 20, 2012, which is a continuation of U.S. application Ser. No. 12/037,256 (now U.S. Pat. No. 8,243,894), filed on Feb. 26, 2008, which is continuation of Ser. No. 12/028,400 (now U.S. Pat. No. 8,180,029), filed on Feb. 8, 2008, which claims the benefit of U.S. Provisional Patent Application No. 60/937,552, filed Jun. 28, 2007 and 60/999,619, filed on Oct. 19, 2007. All of the foregoing applications are incorporated herein by reference in their entirety for all purposes.

BACKGROUND

Field of the Invention

This invention pertains to telecommunications, and more particularly, to a telecommunication and multimedia management method and apparatus that enables users to review the messages of conversations in either a live mode or a time-shifted mode and to transition the conversation back and forth between the two modes, participate in multiple conversations and to archive the messages of conversations for later review or processing.

Description of Related Art

The current state of voice communications suffers from inertia. In spite of automated switching, high bandwidth networks and technologies such as satellites, fiber optics, Voice over IP (VoIP), wireless and cellular networks, there has been little change in how people use telephones. One is still required to pick up the phone, dial another party, wait for a connection to be made, and then engage in a full-duplex, synchronous conversation with the dialed party. If the recipient does not answer, no connection is made, and the conversation does not take place.

At best, a one-way asynchronous voice message may be left if the recipient has voice mail. The process of delivering the voice mail, however, is burdensome and time consuming. The caller is required to wait for the phone on the other end to stop ringing, transition into the voice mail system, listen to a voice message greeting, and then leave the message. Current voice mail systems are also inconvenient for the recipient. The recipient has to dial a code to access their voice mail, navigate through a series of prompts, listen to any earlier received voice messages in the queue, and then finally listen to the message of the sender.

Another drawback with typical voice mail systems is the inability to organize or permanently archive voice messages. With some voice mail systems, a user may save a message, but it is automatically deleted after a predetermined period of time and lost forever.

Yet another problem with current voice mail systems is that a connection must be made between the caller and the voice mail system before a message can be left. If no connection is made, there is no way for the caller to leave a message.

Current telephone systems are based on relatively simplistic usage patterns: real-time live calls or disjointed voice mail messages, which are typically deleted as they are heard.

These forms of voice communications do not capture the real power that can be achieved with voice communication or take advantage of the advances of network speed and bandwidth that is now available. Also, if the phone network is down, or is inaccessible, (e.g., a cell phone user is in an area of no coverage or the phone lines are down due to bad weather), no communication can take place.

In general, telephone based communications have not kept pace with the advances in text-based communications. Instant messaging, emailing, faxing, chat groups, and the ability to archive text messages, are all commonplace with text based communications. Other than voice mail, there are few existing tools available to manage and/or archive voice messages. In comparison, the tools currently available to manage telephone communications are primitive compared to text communications.

The corporate environment provides just one example of the weakness in current voice communication tools. There is currently no integrated way to manage voice communications across an organization as a corporate asset. Employees generally do not record or persistently store their phone conversations. Most business related voice communication assets are gone as quickly as the words are spoken, with no way to manage or store the content of those conversations in any manageable form.

As an illustrative example, consider a sales executive at a company. During the course of a busy day, the executive may make a number of calls, and close several sales, with customers over the phone. Without the ability to organize, store, and later retrieve these conversations, there is no way for the executive to resolve potential issues that may arise, such as recalling the terms of one deal versus another, or challenging a customer who disputes the terms of a previously agreed upon sale. If this executive had the ability to easily retrieve and review conversations, these types of issues could be easily and favorably resolved.

Current tactical radio systems, such as those used by the military, fire, police, paramedics, rescue teams, and first responders, also suffer from a number of deficiencies. Most tactical radio communication must occur through a "live" radio connection between the sender of a message and a recipient. If there is no radio connection between the two parties, there can be no communication. Urgent messages cannot be sent if either the sender or the receiver does not have access to their radio, or a radio circuit connection is not established. Tactical communications are therefore plagued with several basic problems. There is no way (i) to guarantee the delivery of messages, (ii) for a recipient to go back and listen to a message that was not heard in real time; (iii) to control the granularity of the participants in a conversation; (iv) for the system to cope when there is a lack of signal integrity for a live conversation. If a message is not heard live, it is missed. There are no tools for either the sender or a recipient to manage, prioritize, archive and later retrieve (i.e. time-shift) the messages of a conversation that were previously sent.

Yet another drawback with tactical radio communication systems is that only one message can be sent at a time per channel. Consider an example of a large building fire, where multiple teams of fire fighters, police and paramedics are simultaneously rescuing victims trapped in the building, fighting the fire, providing medical aid to victims, and controlling bystanders. If each of the teams is using the same channel, communications may become crowded and chaotic. Transmissions get "stepped on" when more than one person is transmitting at the same time. Also there is no way to differentiate between high and low priority messages. A

team inside the burning building fighting the fire or rescuing trapped victims should have a higher priority over other teams, such as those controlling bystanders. If high priority messages are stepped on by lower priority messages, it could not only hamper important communications, but could endanger the lives of the fire fighters and victims in the building.

One possible solution to the lack of ability to prioritize messages is to use multiple channels, where each team is assigned a different channel. This solution, however, creates its own set of problems. How does the fire chief determine which channel to listen too at any point in time? How do multiple teams communicate with one another if they are all on different channels? If one team calls for urgent help, how are other teams to know if they are listening to other channels? While multiple channels can alleviate some issues, it can also cause confusion, creating more problems than if a single channel is used.

The lack of management tools that effectively prioritize messages, that allow multiple conversations to take place at the same time, that enable the time-shifting of messages to guarantee delivery, or that support archiving and storing conversations for later retrieval and review, all contribute to the problems associated with tactical radios. In first responder situations, such as with the military, police, and fire, effective communication tools can literally mean the difference between life and death, or the success or failure of a mission. The above burning building example is useful in illustrating just some of the issues with current tactical radio communications. Similar problems exist with the military, police, first responders and others who use tactical communications.

With packet-based networks, commonly used protocols include Transmission Control Protocol (TCP) and User Datagram Protocol (UDP). UDP offers the advantage of fast delivery of data, but at the expense of completeness. Packets may be dropped in transit and not available when attempting to render the data as soon as possible at the destination. In spite of the shortcomings, UDP is the standard for Voice over Internet Protocol (VoIP) transmissions due to its speed attributes. On the other hand TCP does guarantee the delivery of perfect (i.e., an exact copy of the transmitted data) data, but at the expense of latency. All packets are delivered, regardless of how long it takes. This delay makes TCP impractical for use with "live" phone calls. Currently there are no known protocols that offer the performance advantages of both TCP and UDP, where "good enough" media can be transmitted for rendering as soon as possible, with the eventual delivery of a perfect copy of the media. Also there is no protocol that determines how much information should be sent over the network based on the presence of recipients on the network and their intentions to render the data either live or in a time-shifted mode. In addition, other factors commonly considered, such as network latency, network degradation, packet loss, packet damage, and general bandwidth conditions, are used in determining how much data to transmit. Prior art systems, however, do not consider the presence and intentions of recipients. As a result, the default assumption is that the data is rendered by the recipient in real time. When a recipient is not going to render data immediately, these prior art systems unnecessarily use bandwidth when it is not needed, degrading the overall performance of the network.

For the reasons recited above, telephone, voicemail and tactical voice communications systems are inadequate. An improved voice and media communication and management system and method, and improvements in delivering voice and other media over packet-based networks, is therefore needed.

SUMMARY OF THE INVENTION

The above-described problems are solved by a communication application, method and apparatus that supports new modes of engaging in conversations and/or managing multiple conversations using a variety of media types, such as voice, video, text, location, sensor information, and other data. Users can engage in conversations by sending messages to designated recipients. Depending on preferences and priorities, the recipient(s) might participate in the conversation in real time, or they might simply be notified that the message is ready for retrieval. In the latter case, the recipient participates in the conversation in a time-shifted mode by reviewing and replying to the recorded message at their convenience.

Users are empowered to conduct communications in either: (i) a near-synchronous or "live" conversation, providing a user experience similar to a standard full duplex phone call; or (ii) in a series of back and forth time-delayed transmissions (i.e., time-shifted mode). Further, users engaged in a conversation can seamlessly transition from the live mode to the time-shifted mode and back again. This attribute also makes it possible for users to engage in multiple conversations, at the same time, by prioritizing and shifting between the two modes for each conversation. Two individuals using the system can therefore send recorded voice messages back and forth to each other and review the messages when convenient, or the messages can be sent at a rate where they essentially merge into a live, synchronous voice conversation. This new form of communication, for the purposes of the present application, is referred to as "Voxing."

When you "Vox" someone, the conversation consists of a series of discrete recorded messages, which are recorded in a number of locations, which may include the encoding device of the sender, (e.g. a phone or computer), servers on multiple transmission hops across the network, and the receiver's rendering device. Unlike a standard phone call or voice mail, the system provides the following features and advantages: (i) the conversation can transition between live and time-shifted or vice versa; (ii) the discrete messages of the conversation are semantically threaded together and archived; (iii) since the messages are recorded and are available for later retrieval, attention can be temporarily diverted from the conversation and then the conversation can be later reviewed when convenient; (iv) the conversation can be paused for seconds, minutes, hours, or even days, and can be picked up again where left off; (v) one can rejoin a conversation in progress and rapidly review missed messages and catch up to the current message (i.e., the live message); (vi) no dedicated circuit is needed for the conversation to take place, as required with conventional phone calls; and (vii) lastly, to initiate a conversation, one can simply begin transmitting to an individual or a group. If the person or persons on the other end notice that they are receiving a message, they have the option of reviewing and conducting a conversation in real time, or reviewing at a later time of their choice.

The communication media management system also supports new modes of optimizing the transmission of data over a network. The system actively manages the delivery of payloads to a recipient engaged in a conversation in real time when network conditions are less than ideal. For example

when network conditions are poor, the system intentionally reduces the quality of the data for transmission to the point where it is "good enough" to be rendered upon receipt by the recipient, allowing the real time participation of the conversation. The system also guarantees the eventual delivery of an "exact" copy of the messages over time. The system and method therefore provides the advantages of both speed and accuracy. The utilization of network bandwidth is optimized by making tradeoffs between timeliness and media quality, using the presence and intentions of whether or not recipient(s) intend to review to the message immediately in real time, as well as measures of network latency, network degradation, packet loss or damage, and/or current bandwidth conditions.

It should be noted that the messages of conversations may contain voice only or voice, video and other data, such as sensor information. When the messages are reviewed, they are listened to or visually reviewed, or a combination thereof, depending on the type of media contained in the messages. Although as of the filing of the present application, most conversations are voice only, it is intended that the communication system and method described herein broadly includes conversations including multiple media types, such as voice and video for example.

BRIEF DESCRIPTION OF THE DRAWINGS

The invention may best be understood by reference to the following description taken in conjunction with the accompanying drawings, which illustrate specific embodiments of the invention.

FIG. **1** is a diagram of the architecture of the communication and media management system of the invention.

FIGS. **2**A and **2**B illustrate a block diagram of a Client running on a Device in the communication and management system of the invention.

FIG. **3** is a block diagram of a Server used in the communication and media management system of the invention.

FIGS. **4**A through **4**D illustrate various embodiments of data payloads used in the communication and management system of the invention.

FIG. **5** is a diagram illustrating data being transmitted over a shared IP network in accordance with the invention.

FIG. **6** is a diagram illustrating data being transmitted over a circuit based network in accordance with the invention.

FIG. **7** is a diagram illustrating data being transmitted across both a cellular network and the Internet in accordance with the invention.

FIGS. **8**A through **8**F are a series of flow diagrams illustrating a store and stream function of the communication and management system of the invention.

FIGS. **9**A through **9**C are flow diagrams illustrating the operation of a Payload Quality Manager (PQM) and FIGS. **9**D through **9**F are flow diagrams illustrating the Data Quality manager (DQM), both used by the Clients and Servers of the invention.

FIG. **10** is an exemplary device having a graphical user interface that may be used with the system of the invention.

FIGS. **11**A through **11**F are diagrams illustrating multiple conversation management (MCMS) features of the invention.

FIGS. **12**A through **12**C are diagrams illustrating the multiple conversation management system-consecutive (MCMS-C) features of the invention.

FIGS. **13**A through **13**D illustrate a series of diagrams detailing the operation of the invention.

FIGS. **14**A and **14**B are block diagrams that illustrate the hardware used for running the Client and Server applications of the invention.

It should be noted that like reference numbers refer to like elements in the figures.

DETAILED DESCRIPTION OF SPECIFIC EMBODIMENTS

The invention will now be described in detail with reference to various embodiments thereof as illustrated in the accompanying drawings. In the following description, specific details are set forth in order to provide a thorough understanding of the invention. It will be apparent, however, to one skilled in the art, that the invention may be practiced without using some of the implementation details set forth herein. It should also be understood that well known operations have not been described in detail in order to not unnecessarily obscure the invention.

A. FUNCTIONAL OVERVIEW

An improved voice and other media communication application, method and apparatus is disclosed which provides one or more of the following features and functions:

i. enabling users to participate in multiple conversation types, including live phone calls, conference calls, voice messaging, consecutive or simultaneous communications;

ii. enabling users to review the messages of conversations in either a live mode or a time-shifted mode (voice messaging);

iii. enabling users to seamlessly transition a conversation between a synchronous "live" mode and a time shifted mode;

iv. enabling users to participate in conversations without waiting for a connection to be established with another participant or the network. This attribute allows users to begin conversations, participate in conversations, and review previously received time-shifted messages of conversations even when there is no network available, when the network is of poor quality, or other participants are unavailable;

v. enabling the system to save media payload data at the sender and, after network transmission, saving the media payload data at all receivers;

vi. enabling the system to organize messages by threading them sequentially into semantically meaningful conversations in which each message can be identified and tied to a given participant in a given conversation;

vii. enabling users to manage each conversation with a set of user controlled functions, such as reviewing "live", pausing or time shifting the conversation until it is convenient to review, replaying in a variety of modes (e.g., playing faster, catching up to live, jump to the head of the conversation) and methods for managing conversations (archiving, tagging, searching, and retrieving from archives);

viii. enabling the system to manage and share presence data with all conversation participants, including online status, intentions with respect to reviewing any given message in either the live or time-shifted mode, current attention to messages, rendering methods, and network conditions between the sender and receiver;

ix. enabling users to manage multiple conversations at the same time, where either (a) one conversation is current

and all others are paused; (b) multiple conversations are rendered consecutively, such as but not limited to tactical communications; or (c) multiple conversations are active and simultaneously rendered, such as in a stock exchange or trading floor environment.

x. enabling users to store all conversations, and if desired, persistently archive them in a tangible medium, providing an asset that can be organized indexed, searched, transcribed, translated and/or reviewed as needed;

xi. enabling the system to provide real time call functionality using a best-efforts mode of message delivery at a rate "good enough" for rendering as soon as possible (similar to UDP), and the guaranteed eventual delivery of exact copies of the messages as transmitted by requesting retransmission of any missing or defective data from the originally saved perfect copy (similar to TCP); and

xii. enabling the system to optimize the utilization of network bandwidth by making tradeoffs between timeliness and media quality, using the presence and intentions of the recipient(s) (i.e., to either review the media in real-time or in a time-shifted mode), as well as measures of network latency, network degradation, packet loss or damage, and/or current bandwidth conditions.

In various embodiments, some or all of the numerous features and functions listed above may be implemented. It should be understood, however, that different embodiments of the invention need not incorporate all of the above listed features and functions.

B. GLOSSARY

Prior to explaining the details of the invention, it is useful to define some of the terms and acronyms used throughout the written description. This glossary of terms is organized into groups of System Components, Media, Media Management, People and Conversation Management.

B.1. System Components

Client: A Client is the user application in the communication system, which includes a user interface, persistent data storage, and "Voxing" functionality. Users interact with the Client application, and the Client application manages all communications (messages and signals) and payload (Media) transfers that are transmitted or received over a network. The Client supports encoding of media (e.g., the capturing of voice, video, or other data content) and the rendering of media and supports security, encryption and authentication as well as the optimization of the transmission of data across the network. A Client may be used by one or multiple Users (i.e., multi-tenant).

Device: A physical device that runs the Client application. A User may be actively logged into a single Device or multiple Devices at any given point of time. In various embodiments, a Device may be a general-purpose computer, a portable computing device, a programmable phone, a programmable radio, or any other programmable communication device.

Servers: A computer node on the communication network. Servers are responsible for routing Messages sent back and forth between Users over the network and the persistent storage and archiving of Media payloads. Servers provide routing, transcoding, security, encryption and authentication and the optimization of the transmission of data across the network.

B.2. Media

Message: An individual unit of communication from one User to another. Each Message consists of some sort of Media, such as voice or video. Each Message is assigned certain attributes, including: (i) the User sending the message; (ii) the Conversation it belongs to; (iii) an optional or user created Importance Tag; (iv) a time stamp; and (v) the Media payload.

Media: Audio, video, text, position, sensor readings such as temperature, or other data.

Conversation: A thread of Messages (identified, persistently stored, grouped, and prioritized) between two or more Users on their Devices. Users generally participate in a Conversation using their Devices by either Reviewing Messages in real time or in a time-shifted mode, or creating and sending Messages of a Conversation as desired. When new Messages are created, they either define a new Conversation, or they are added to an existing Conversation.

Head of a Conversation: The most recent Message of a conversation that has been encoded by the most recent speaker. It is where a User is positioned in a Conversation when reviewing "live" or where one jumps to if the "Jump To Live" feature is used.

Multiple Conversation Management System or MCMS: An application that runs as part of a Client application, which enables a User to engage in multiple Conversations using a variety of Media types. With the MCMS application, a User selects one Conversation among the multiple Conversations as current, where only the Messages of current conversation are rendered. For the selected current Conversation, the User may transition from a series of back and forth Messages in time-shifted mode to near-synchronous "live" mode, similar to a standard telephone conversation, and back again. The Messages of the non-selected Conversations are in a paused state. Messages associated with the non-selected Conversion will accumulate if others are still participating in those Conversations. The User may selectively transition the current Conversation among the multiple Conversations and Review the accumulated Messages of the selected current Conversation.

Multiple Conversation Management System-Consecutive or MCMS-C: Similar to MCMS, with the added feature of rendering and enabling Users to manage and participate in multiple Conversations consecutively through a hierarchical system of Priorities and time-shifting, which are automatically managed by the system. The MCMS-C application allows the Messages of consecutive Conversations to be rendered in a prioritized order, as opposed to MCMS where only the Messages of the currently selected Conversation are rendered. MCMS-C is particularly applicable in situations where it is important that the Messages of the consecutive Conversations are rendered, in the prioritized order, and/or the receipt of all Messages, even those belonging to lower priority Conversations, is more important than receiving the Messages in real-time. Examples of situations where MCMS-C may be suitable include, but are not limited to, hospitals, taxi fleet management, or tactical communications.

Multiple Conversation Management System-Simultaneous or MCMS-S: Similar to MCMS, with the added feature of enabling With MCMS-S, multiple Conversations are selected for simultaneous rendering, as opposed to MCMS where the Messages of only the selected current Conversation are rendered. The MCMS-S application is particularly applicable in situations where a User is listening to multiple Conversations at the same time, such as a trader listening to multiple brokers on different exchanges and periodically sending trading requests to one or multiple of them simultaneously. MCMS-S may also be suitable for tactical communications as well.

Priority: The mechanism through which the system determines which Message to render next when a User is participating in MCMS-C. Priority is automatically managed by the system. A User can set default Priorities, or a predetermined set of system Priorities may be used. In the event of a conflict, where more than one Message is ready to be rendered at the same time, the system resolves the conflict at least partly based on Priority, to determine what Message to render immediately and what Message to time shift.

Tags: a set of attributes a User or the system may assign to a Conversation or a message, such as a topic (a company name), a directive ("action items"), a indicator ("conversation summary"), or any other label by which one might want to search or organize the data.

Importance Tags: A special Message attribute that enables a sender to specify when a Message is to be rendered, regardless of other Priority settings. An "urgent" Importance tag will override other Priorities for example. This feature is critical for tactical systems, though any system can be configured to use or disable this feature.

Packet: Any unit of binary data capable of being routed through a computer network. Each packet consists of header (meta data) and payload (media data). Includes standard packet protocols such as, but not limited to, Internet Protocol (IP), EvDO, UMTS or any other packet-based network, either radio, fiber optic, or wired.

Header or Packet Header: The portion of a packet that describes the packet; the meta data concerning the payload, its encoding type and destination.

Vox packet: A proprietary packet that enables the system and method to further refine and optimize the delivery of Messages, Media and other signaling information.

Media Payload (or Payload): The actual Media portion of a Packet.

B.3. Media Management

Time Shift Delay (TSD): The amount of time between the arrival of a Vox Packet and the rendering of the Packet on a Device. The TSD must exceed the Minimum Time Shift Delay. The TSD is typically determined by the User's behavior in choosing to review the Messages of a Conversation some time after receipt.

Minimum Time Shift Delay (MTSD): The time shift delay enforced by the Client to allow for jitter processing using jitter buffer techniques. This causes the system to delay rendering until an adequate number of the packets have arrived to create a usable media stream. The system will typically adaptively adjust the MTSD over time to compensate for variable conditions in the network.

Rendering: Delivering a Media stream to a User in a form suitable for User consumption (e.g., voice, text, graphic display, video, or a combination thereof).

Mixing: The Rendering of one or more Media streams. For example, the Media stream from two Participants of a Conversation may be Mixed when Rendered, creating a User experience similar to a conversation where multiple people are speaking at the same time.

Encoding: The process of translating Media either created by a User (such as voice or video) or otherwise originating on a Device (such as GPS or other sensor data), and converting the media into digital data to be processed by a Client.

Adaptive Jitter Buffer: Jitter buffers or de-jitter buffers are used to counter jitter (i.e., either the arrival of out of sequence packets or the delayed arrival of packets) introduced by packet switched networks, so that the continuous rendering of audio (or video) signals transmitted over a network can be performed without disruption. The data is stored in a buffer before Rendering to allow a reasonably sized buffer of Media to arrive. The Media may be rendered before all the Packets are received, trading off quality for currency. An Adaptive Jitter Buffer is capable of dynamically changing its size to optimize the delay/quality tradeoff.

Persistent Infinite Message Buffer (PIMB): The PIMB is a storage management system for the storage of time-based Media that performs both the de-jittering of "live" data and the storage and retrieval of archive data. The PIMB further includes the additional attributes of potentially infinite and persistence storage of Media. The PIMB maintains "exact" or full copies of Vox Packets of a Message and Conversations at some or all Participant Devices and/or Servers.

Packet Loss Compensation or Concealment) (PLC): During Rendering of a Media stream, the PLC component compensates for missing Packets, interpolating the results to present the stream to a reviewer. Missing Packets may be rendered as silence, or information from adjacent Packets may be used to present an interpolated sound or image. The particular method to be used will be dependent on the media, Codecs in use, and other generally known parameters.

B.4. People

User: A person who is authorized to use the system.

Contact: A record of either a User or non-user of the system. Users typically engage in Conversations with members on their list of Contacts. A non-user is a user that accesses or uses the system using a legacy phone, radio or other non-Client 12 enabled device.

Group: The association of multiple Contacts. Contacts may be selectively added or deleted from a Group. When a Conversation takes place among a Group, all the members of the Group may or may not participate.

Channel: Typically used for tactical communication systems. A Channel is similar to a Group in that it associates multiple Contacts with the Channel

Participant: A person who is identified as a member of a Conversation. Could be a User or a non-User participant.

B.5. Conversation Management

Time Shifting: Time shifting is the ability to play any Message at any time after it has been received as determined by the User-recipient. By Time-Shifting, a User may Review a Message: (i) immediately on demand by Rendering immediately after the MTSD; or (ii) time-shifted in a mode of reviewing the Message upon the discretion of the User; (iii) from the archive for searching, reconstructions, etc. of old Conversations; (iv) after a delayed period of time to accommodate the Reviewing of other higher Priority Messages (or Conversations) that need to reviewed first; (v) and/or repeatedly if necessary for the Message to be reheard and understood. In other words, Time Shifting is the ability of a user to render a Message at any time after the system imposed MTSD.

Reviewing: Listening, viewing, reading or otherwise observing the Media content in Messages. Reviewing may take place in either a near synchronous real-time "live mode" or the time-shifted mode.

Intention: Either (i) a User-defined attribute capturing whether the User wants to Review the Messages of a Conversation either as soon as possible or Review the Messages in a time-shifted mode; (ii) implied by a User's behavior; or a combination of (i) and (ii).

Attention: A user attribute capturing whether the User is Reviewing the Messages of a given Conversation at the moment.

Catch Up To Live (CTL): A rendering mode that allows a User, who is not at the Head of a Conversation, to Review previous Messages more quickly to "Catch Up To Live"

(i.e., the Head of the Conversation). The CTL feature may use any of a number of catch up techniques, such as the faster replay of Messages, the removal of gaps in the Media of the Messages, removal of hesitation particles, etc. When the User has caught up to live, the system seamlessly flows into the live Conversation. This is a very useful feature with conference calls, for example, in situations where a User needs to temporarily shift their attention away from the Conversation, but wishes to hear the entire Conversation upon their return.

Catch Up Mode: A user-configured or pre-configured mode that determines how the CTL process will catch-up (i.e., replay faster, remove silence, and hesitation particles, or a combination thereof).

Jump To Live (JTL): This feature allows a user to jump from their current position to the Head of a Conversation. A user will typically use the JTL feature when they do not want to Review all of the Messages between their current position in the Conversation and the Head. When the JTL feature is implemented, the user skips over any intervening Messages and starts Rendering the "live" Messages at the head of the Conversation.

MCMS Participant Attributes: A set of attributes, either defined by a User, interpreted by the system from the User's behaviors, assigned by an administrator, or a combination thereof, which define the Intention, Attention, Priority, and rendering preferences of a receiver for a given Conversation. The attributes include, but are not limited to: (i) the Intention of when a receiver would like to render to the Messages of the Conversation. Possible Intention values include: "now", "time-shifted", "Catch Up To Live" (CTL), "paused", and "never"; (ii) Catch Up Mode, which is a configuration setting which determines how the CTL process should catch the receiver up to live (e.g., play faster, skip silence gaps or hesitations, or play at normal speed); (iii) Time Shift Delay (TSD), which defines how far the receiver's current position in the conversation is from the Head of the Conversation, and (iv) the Priority of the Message with regard to the receiver's other Conversations.

C. SYSTEM ARCHITECTURE

Referring to FIG. **1**, a block diagram of the telecommunication and media management system according to one embodiment of the invention is shown. The system **10** includes a plurality of Clients $\mathbf{12}_1$ through $\mathbf{12}_n$, running on Devices $\mathbf{13}_1$ through $\mathbf{13}_n$ respectively. The Devices **13** communicate with one another over a communication services network **14**, including one or more Servers **16**. One or more networks $\mathbf{18}_1$ through $\mathbf{18}_n$, is provided to couple the plurality of Devices $\mathbf{13}_1$ through $\mathbf{13}_n$ to the communication services network **14**. In various embodiments, the networks **18** may be the Public Switched Telephone Network (PSTN), a cellular network based on CDMA or GSM for example, the Internet, a tactical radio network, or any other communication network, or a combination thereof. The communication services network **14** is a network layer on top of or otherwise in communication with the various networks $\mathbf{18}_1$ through $\mathbf{18}_n$. In various embodiments, the network layer **14** is either heterogeneous or homogeneous. Clients $\mathbf{12}_1$ through $\mathbf{12}_n$ communicate with one another and with Servers **16** over the networks $\mathbf{18}_1$ through $\mathbf{18}_n$ and network **14** using individual message units referred to as "Vox packets", which are described in detail below.

D. CLIENT ARCHITECTURE

Referring to FIGS. **2**A and **2**B, a block diagram of a Client **12** running on a Device **13** is illustrated. As illustrated in FIG. **2**A, the Client **12** includes Multiple Conversation Management System (MCMS) application **20**, a rendering and encoding module **21**, and an MCMS applications database **22**. As illustrated in FIG. **2**B, the Client **12** further includes a Store and Stream (SAS) module **24** with a Persistent Infinite Message Buffer (PIMB) reader **26**, a PIMB writer **28**, PIMB database **30**, a data and network quality (DNQS) store **32**, and Media driver and encoder hardware **34**. The MCMS application **20** and the Store and Stream module **24** communicate with one another through message handling modules **25***a* and **25***b* respectively. The Client **12** further includes an authentication-encryption-security module **40** and a communication protocol module **44**.

The module **40** provides authentication, encryption and security services during the transmission and receipt of "Vox" packets to and from the Client **12**. The communication protocol module **44** encapsulates Vox packets into the native packets used by the underlying network **18** connected to the Device **13** running the Client **12** when transmitting data and de-encapsulating Vox packets from the native packets when receiving data. With the modules **40** and **44**, multi-party end-to-end authentication, encryption and security is provided between Clients **12**. Messages are authenticated, encrypted and secured across the networks $\mathbf{18}_1$ through $\mathbf{18}_n$ and network **14**, from a first sending Device **13** to second receiving Device **13**.

D.1.1. The MCMS Database

The database **22** stores and manages the persistent meta data for a number of entities in the system **10**, including Contacts and Participants, Conversations and Messages (live and stored), and default Priorities, and information regarding the Servers **16**. In addition, the MCMS database **22** stores the moment-to-moment operational data of a User's Conversations, presence, and status, as well as that of all the Participants conversing with the User or on the User's Contact list. For example, with regard to Conversations and Messages, the database **22** keeps track of status information, such as what Messages of a Conversation a User has or has not Reviewed, Priorities, and Catch Up To Live status for each Conversation in which the Client **12** is a Participant, the presence and status of all Participants, and other network and other system management data.

D.1.2. The MCMS Application

MCMS application **20** supports the different Voxing modes of engaging in conversations and/or managing multiple conversations using a variety of media and data types (voice, video, text, location, data, etc.). Users engage in Conversations by sending Messages to designated recipients using their Client **12** enabled Devices **13**. Depending on preferences and Priorities, the recipient might Review the Message in real time, or they might simply be notified that the Message is ready for Reviewing. Users can transition from a series of back and forth Messages, which are Reviewed in a time-shifted (or voice messaging) mode or in a near synchronous, full duplex conversation (similar to standard "live" phone calls) and then back to voice messaging again. The MCMS application **20** allows a User to control their interactions with their most important Conversations in real-time without missing any Messages in other ongoing Conversations. For example, the MCMS application **20** notifies a User of urgent or high priority communications from a Conversation that they are not currently Reviewing. MCMS application **20** also enables all Messages from all Conversations to be stored for later retrieval so they can be reviewed at any time.

In accordance with various embodiments, there are several different operational modes of the MCMS application **20**, including MCMS-Consecutive (MCMS-C) and MCMS-Simultaneous (MCMS-S), which support the consecutive and simultaneous rendering of Messages respectively. Each of these embodiments is described in more detail below. Unless specifically specified, the term "MCMS" is intended to generally mean the MCMS application **20**, which includes the aforementioned different modes.

The MCMS application **20** is a multi-tiered architecture that includes a number of modules and services. The modules and services include the MCMS Database Module **20***a*, the SAS Services Module **20***b*, the Messaging and Signaling Services Module **20***c*, the User Interface Application Programming Interface (API) **20***d*, the User Interface Module **20***e*, the Conversations/Messages Management Services **20***f*, the Priorities Services **20***g*, the Contacts Service **20***h*, the Presence/Status Services **20***i*, and the Messages/Signals Services **20***j*.

D.1.2.1 The MCMS Database Module

The MCMS database module **20***a* is a service module that manages all function calls necessary for the MCMS application **20** to access the MCMS database **22**.

D.1.2.2 The SAS Services Module

The SAS Services module **20***b* includes a set of function calls that enable communication and coordination between the MCMS application **20** and the Store and Stream module **24**, and which are passed back and forth through the message handling modules **25***a* and **25***b* respectively. The set of function calls enable both the MCMS application **20** and the Store and Stream module **24** to operate as necessary to implement the various Voxing functions when invoked by Users and/or as dictated by network conditions. Some of the functionality performed by the SAS Services module **20***b* includes maintaining and communicating the status of Message transmissions and Message acknowledgments, the instructions for rendering of Messages, and the status and presence of Users.

D.1.2.3 The Messaging and Signaling Services Module

The Messaging and Signaling Services module **20***c* runs on both Clients **12** and Servers **16** and enables communication between the Client **12** and the Servers **16** of the system **10**. This communication, which includes messages, data and other signals, allows the Client **12** and the system **10** to track and administer communications, network status, Users, and User status. Types of messages and signals sent between the Message and Signaling Services modules **20***c* running on the Clients **12** and the Servers **16** include, for example, network availability of Users, tracking of Messages that the Server **16** has sent to the Client **12** (possibly including a "high water mark") to determine if an entire message or some portion of a message is missing, (e.g., a sequence number per Participant per Conversation created by the "generating" Client), whether a user is speaking or Reviewing Messages of a given Conversation, where a User is with respect to the Head of a Conversation, or when a Participant is no longer Reviewing a Conversation live. These are examples a few of the many types of messages and signals sent between the Message and Signaling Services modules on the Clients **12** and Servers **16** and in no way should be construed as limiting the invention.

D.1.2.4 the User Interface API

The User Interface API **20***d* is a module that defines a set of function calls that define the programming interface between the User Interface module **20***e* and the underlying services of the MCMS application **20**. The User Interface API **20***d* supports general-purpose methods such as UI application support, and all function calls necessary for a User Interface to operate the MCMS Application **20**. In various embodiments, the User Interface API **20***d* enables the Client **12** to support a wide variety of user interfaces and device types, such as Adobe Flash-based and/or Microsoft Windows applications, cellular or mobile phone devices, PSTN devices driven with tones, a voice user interface (VUI), and physical radio communication interfaces. In various embodiments, the User Interface API module **20***d* enables the design of both highly flexible and highly constrained user interfaces to support the functionality of the MCMS application **20**.

D.1.2.5 the MCMS User Interface Module

The MCMS User Interface module **20***e* supports the operation and functions of the audio and video user interface of the Client **12**. The User Interface module **20***e* supports a host of user interactions and can be implemented with various interaction mediums, such as, an array of graphical user interface screens, an Audio/DTMF interface, or voice user interface on the Device **13**, all of which enable a User to interface with the system **10**. A partial list of User interactions that are supported include, for example, functions to: log-in; manage, join, and monitor Conversations; control Conversation rendering; manage Priorities; and requests to review archived Conversations. It should be noted that this list is exemplary and in no way should be construed as limiting the invention.

D.1.2.6 Conversation/Message Management Services

The Conversation/Message management services **20***f* is a module which defines a set of functions that manage the data structures and processes responsible for managing and retaining all information needed for the User to manage the receipt and Review of transmitted and received Media (e.g., voice or video content Messages) between the participants of a Conversation. The Messages are organized into Conversations. Media that is sent or received by the Device **13** running the application **12** is available for immediate Review while being received. The received Media is also recorded for Review in a time-shifted mode, Conversation management, and archival purposes. In an alternative embodiment, Messages or Conversations can be optionally marked for transience, specifying their desired retention requirements (e.g., some Messages will not be retained or stored beyond the requirements for immediate rendering). In yet another embodiment, Media can be optionally marked for review in a time-shifted mode only and cannot be reviewed immediately upon receipt.

The Conversation/Message management services **20***f* further enables, for each current or ongoing Conversation of the User, the sending of Media to a receiving Client **12** at any time, and the receiving Client **12** seamlessly associates these Messages with the appropriate Conversation, regardless of the actions or inaction of the receiver.

With the Conversation/Message management services **20***f*, all Conversations are essentially asynchronous. If two Users are actively engaged in a given Conversation and the User controlled delay between transmissions is minimal, the experience will be one of a synchronous full duplex conversation, as with current telephone or VoIP conversations. If either User delays their participation, for whatever reason, the Conversation drifts towards an asynchronous voice (or other Media) messaging experience. In alternative embodiments, Conversations can be optionally Tagged as asynchronous Messages only or synchronous Messages only. In either of these cases, the Conversation cannot drift between the two modes, unless the Tag is reset. After the Tag is reset, the

Conversation again may flow between near synchronous (i.e. live or real-time) and asynchronous (i.e., time-shifted or voice messaging) modes.

The Conversation/Message management service **20***f* processes the transmission and receipt of Messages in a progressive fashion. When transmitting, Media may be created while Messages are simultaneously encoded, stored and transmitted. In other words, the transmission of Messages may occur simultaneously with the generation of Media by the User (i.e., while speaking into their Device **13** or generating video). On the receiving side, the receipt, storage, and Rendering of Messages also all occur progressively. Messages do not need to be completely received before they can be Rendered. The Rendering of Messages may occur at the same time Messages are being delivered, right up to the MTSD. Further, the service **20***f* is also capable of the simultaneous transmission of outgoing Messages and Rendering of incoming Messages. The progressive nature of the service **20***f* allows a User to be engaged in a live Conversation while storing and streaming the media of the Conversation for later retrieval and review as well other functions described herein.

The time-shifting of Messages by the Conversation/Message management services **20***f* allows a User to "Catch Up To Live" on a Conversation if they missed earlier Messages or were involved in another Conversation. This time-shifting process eliminates the need for Users to broadcast a request to their entire Group or Channel to have Messages repeated. Older Messages may be replayed at any time at potentially higher speeds to save time. Users may easily skip forward and backward through their Messages and within individual Messages. The Reviewing process may be configured on a Message-Priority basis to potentially skip lower priority Messages.

In one embodiment, the Conversation/Message management service **20***f* also identifies Messages by a specific Participant (speaker) and, by default, mixes Messages of a Conversation that were delivered at the same time (MCMS-S). In an optional embodiment, a User could Review the transmissions of different Participant speakers of a Conversation separately.

The Conversation/Message management module **20***f* further allows Conversation sharing among Participants, who can be added to an active or archived Conversation. In one embodiment, an added Participant to a Conversation is provided access to the Conversation and has the ability to retrieve the previous Messages of the Conversation for Review. In an alternative embodiment, the added Participant is provided access to the Messages of the Conversation only from the point where the new Participant joined, and not any previous Messages of the Conversation.

The Conversation/Message management module **20***f* is also responsible for managing the functions used to control all rendering tasks performed by the Store and Stream module **24**. These tasks include rendering Media (i.e., voice, video, etc.) appropriately for the Device **13** running application **12**. These rendering tasks include, but are not limited to, the rendering of Mixed Messages (i.e., overlapping messages), as well as rendering according to user-defined criteria, such as playing faster, catching up to live, removing silence, removing hesitation particles, frequency shifting, and the ability to apply independent gain control to individual senders in a multi-party conversation.

D.1.2.7 Priority Services

The Priority service **20***g* is a module that defines a set of functions that manage the data structures and processes responsible for managing and retaining all information needed for a User to manage the Priority of the consecutive Conversations (i.e., MCMS-C) in which the User is engaged. When a User participates in a number of consecutive live Conversations, the User is required to prioritize the Conversations. Issues arise when Messages of different Conversations are ready to be rendered at the same time. An algorithm is used to determine the order in which the Messages are rendered that considers the availability of Messages to be rendered and the Priorities set by the User. The algorithm determines that the available Messages with the highest priority are rendered first while any concurrently available Messages are time shifted automatically just enough to allow for the rendering of the higher priority Message. As rendering time becomes available, the system will automatically render the time-shifted messages according to the User's Priorities.

D.1.2.8 Contacts Services

The Contacts services **20***h* is a module that defines a set of functions that manage the data structures and processes responsible for managing and retaining all information needed for authenticating and associating one or more Contacts with Conversations. When sending a Message as part of a Conversation that is associated with a number of Contacts, all of the Contacts receive the Message.

D.1.2.9 Presence/Status Services

The Presence/Status services **20***i* is a module that defines a set of functions that maintain the data structures and processes responsible for managing and sharing presence and status information between certain Users and/or non-users of the system. In various embodiments, the presence and status information is maintained for all User and non-users engaged in the Conversations the User of the Client **12** is engaged in, all Users and non-users in the Contacts list, or Users within a predefined domain (e.g., the members of a corporation or other organization). These examples are merely illustrative and should not be construed as limiting. The Presence/Status services **20***i* module may manage and share presence and status information on any defined set of Users and/or non-users.

The Presence/Status service **20***i* enables Users to monitor the status of other User's Intentions, Attention, and their Time Shift delay on any given Conversation (i.e., how far back they are from Reviewing the Messages of the Conversation live). In one embodiment, privacy controls are provided concerning availability of Presence and Status data. The Presence/Status module **20***i* further controls the data that enables the system **10** to deliver Messages that match the behavior and Intentions of Users. For example, a User may indicate their Status by designating an Intention to either Review or not Review a Conversation live. In response, the Presence/Status services **20***i* issues commands that cause the rendering of Messages either "live" or time-shifted, in accordance with the Intention of the User. In addition, the Intentions of Users are shared with the other Participants of the Conversation. The service **20***i* is also capable of inferring other Status values from the User's behaviors. The Presence and Status information is also used to optimize network traffic and bandwidth, as described in more detail below.

D.1.2.10 Messages/Signals Services

The Messages/Signals services **20***j* is a module that defines a set of functions that manage the data structures and processes responsible for messaging and signaling Users of the system **10**, using special messages or audible tones. The special messages or tones may include for example an indication if a Message or Messages are live or time-shifted, whom the Message(s) are from, Priority, and other factors.

The Message/Signal service **20***j* further has the ability to (i) signal the presence or absence of Users on the network, as well as the ability to notify if one or more Users are no longer actively Reviewing the Messages of a Conversation; (ii) "ring" or otherwise notify another User to get their attention when they are paying attention to another Conversation or not paying attention to their Device **13** at all; (iii) leave a Message for Users currently not on the network **18** to immediately review the Message the next time the individual re-connects to the network **18**; (iv) generate an audible or visible feedback that alerts the sender that a sent Message was not received by recipient(s), generate a confirmation when the Message has been received by the recipient(s), and/or a confirmation indicating when the Message has been Listened to by the recipient(s); and (v) implement a Priority scheme where individuals on a Conference or tactical call may be notified that their attention is immediately needed on the call. This indication may convey multiple levels of urgency and an acknowledgement of some kind by the recipient.

D.1.2.11 Rendering and Encoding

The rendering and encoding module **21** is responsible for performing all rendering tasks for the MCMS application **20**. These tasks include rendering Media appropriately for the device **13** running application **12**.

D.2 The Store and Stream Module

The Store and Stream module **24** supports a number of functions and performance attributes, which are described below.

With the Store and Stream module **24**, Message transmission is essentially "full-duplex", enabling any party to send a Message at any time, even while another party is also sending a Message, or if the other party is unavailable or otherwise engaged. The Store and Stream module is able to render messages as in a live PSTN or VoIP call or deliver them for time shifted messaging modes. It is able to optimize transmission and control Rendering according to the desires of the User.

The Store and Stream module **24** maintains connectivity with all target recipients (e.g., Servers **16** or other Devices **13**) on the underlying network **18**, manages all message, signal, and media transmissions, and optimizes the delivery speed and bandwidth usage across the network **18** to meet a User's immediate performance requirements, while managing network quality and capacity. The module **24** adapts and optimizes Media delivery commensurate with the quality and capacity of the underlying network **18**. When insufficient underlying network resources are available, the quality of the transmitted Media streams can be degraded. As bandwidth becomes available, the quality of the transmitted Media streams may be increased. In addition to tradeoffs of Media quality, the Store and Stream functionality can make tradeoffs in the amount of Media transmitted in each packet based on Users' intentions to render data in real time as described below.

By dynamically controlling the delivery rate of Media based on the conditions of the underlying network **18**, the Store and Stream module **24** is optimized to deliver time-sensitive Media that is "good enough" to Render upon receipt, and the guarantee eventual delivery of exact or full copies of the Media for archival purposes through a background process of requesting retransmission of missing, low quality, or damaged packets. As long as sufficient network resources exist to meet minimum Media quality levels, this retransmission does not impede the Rendering of live call Media. The Clients **12** of the system **10** are thus designed to bridge the performance gap between the delivery of an exact or complete copy of the Media at the expense of substantial potential latency versus the quick delivery of Media, but with no guarantees of completeness. In the context of this application, the term "good enough" means that the quality of the Media is sufficient so that when it is rendered, it is intelligible. The notion of "good enough" is therefore subjective and should not be construed in absolute terms. For example, the quality level of certain Media to be good enough may vary depending on the type of Media, circumstances, and other factors.

The Store and Stream module **24** further persistently stores all Media created by or otherwise originating using a Device **13** or received over the network **18** from other Device **13** and/or users. There are several significant advantages of storing this Media on the Device **13** running the Client **12**: (i) it enables Users to leave a Message for another party, even when the sender and/or the recipient has either unavailable or poor network connectivity. In the case of insufficient bandwidth, the Message will be transmitted as fast as available bandwidth can be effectively used. In the case of no connectivity, the Message is queued for transmission as soon as network connectivity becomes available, resulting in a time-shifted delivery; (ii) the User has the ability to pause, replay, fast-forward, and Catch-Up-To-Live with an ongoing Conversation, as well as retrieve and review the archived Messages of previous Conversations; and (iii) it enables the optimization of data payloads over the system **10** and improves system resilience against network bandwidth and connectivity problems that may occur from time to time.

The Store and Stream module **24** is also responsible for: Mixing Messages as appropriate to create overlapping Messages (generated by the normal overlap of speakers in a Conversation or background noise), simulating an actual Conversation where multiple parties are speaking; rendering transcriptions or translations of audio media; adjusting the rendering of Media according to a number of User-defined criteria including playing faster, removing silence gaps between spoken words, removing hesitation particles, and frequency shifting; and the ability to apply independent gain control to individual senders in a multi-party Conversation; as well as other potential Rendering options.

The Store and Stream module **24** manages control and informational messaging between itself and MCMS.

D.2.1 The Persistent Infinite Message Buffer (PIMB)

The Persistent Infinite Message Buffer or PIMB **30** is a set of indexed (i.e., time-stamped and sequentially numbered) Media payload data structures and a system for their storage and retrieval. In one embodiment, the data in the PIMB **30** is arbitrarily persistent, meaning it is available virtually forever or at least until the system runs out of storage. Various retention rates and strategies may be employed to make effective use of storage resources. Many possible implementations exist for the physical storage implementation of the PIMB **30**, including, but not limited to: RAM, Flash memory, hard drives, optical media, or some combination thereof. The PIMB **30** is also "infinite" in size, meaning the amount of data that can be stored in the PIMB **30** is not inherently limited. This lack of limit is in comparison to existing jitter buffer technology that discards data as soon as it is rendered. In one specific embodiment, the PIMB **30** may be implemented using a small and relatively fast RAM cache memory coupled with a hard drive for persistent storage. As the physical storage capacity of the PIMB **30** is exceeded, the data is maintained on the Server **16** (as described below) for later retrieval on demand. User criteria or a replacement algorithm, such as least-recently-

used, or first-in-last-out, is used to control the actual data stored in the PIMB **30** and the data that is maintained on the Server **16** or archived at any point in time. The PIMB **30** further provides the attributes of file system storage and the random access attributes of a database. Any number of Conversations, regardless of their duration or the number of Messages in each, may be stored and later retrieved for Review. In addition, the meta data associated with the Messages of a Conversation, such as its originator and its length, may be also stored in the PIMB **30**. In alternative embodiments, the indexed Media payloads and other data can be stored for a designated period of time (e.g. 30 days). Once the age of the media exceeds the designated period, the payloads and data are discarded. In another embodiment, payloads can be discarded based on the sender and/or the recipient of the Message containing the payload, or the topic of the Conversation or Messages associated with the payload. In yet other embodiments, payloads and data may be marked for transience, meaning the Messages will not be stored in the PIMB **30** beyond the requirements for immediate Rendering.

D.2.2 The Data and Network Quality Store

The data and network quality store (DNQS) **32** is a data store for storing information regarding Media payloads and Vox packets that are either read from or written to the PIMB **30**.

D.2.3 The PIMB Writer

The PIMB writer **28** writes data to the PIMB **30** for two basic purposes. The PIMB writer **28** writes data from a Media capturing device (e.g., a microphone or camera) on the Device **13** running the Client **12** ("Encode Receive"). The PIMB writer **28** also writes data received over the network **18** from other Clients **12** into the PIMB **30** ("Net Receive").

D.2.3.1 Encode Receive

For capturing Media from the Device **13**, the PIMB writer **28** includes Encoder Receiver **28***a* and a Data Storer **28***c*. When a User speaks into the microphone or generates video images with the Device **13** for example, the hardware **34** receives the raw audio and/or video signals and provides them to the Encoder Receiver **28***a*, which encodes the signals into indexed media payloads (hereafter sometimes simply referred to as "payload" or "payloads"). The Data Store **28***c* stores the payloads into the PIMB **30**. Other types of Media, such as sensor data is converted into payloads in a similar manner

D.2.3.2 Net Receive

For storing Media received over the network **18** into the PIMB **30**, the Net Receive function of PIMB writer **28** includes a Network Receiver **28***d*, a Data Bufferer **28***e*, a Data Storer **28***f*, a Data Quality Manager **28***g*, and a Network Quality Manager **28***h*. The Network Receiver **28***d* receives Vox packets over the network **18**. The Data Bufferer **28***e* places the received Vox packets into their proper sequence and prevents the Rendering of the incoming Vox packets for at least the Minimum Time Shift Delay (MTSD) delay. The Data Storer **28***f* transforms the packets into indexed media payloads and stores the indexed media payloads in the PIMB **30**. As the payloads are stored, the Data Quality Manager (DQM) **28***g* notes any missing or defective packets. If packets are missing or defective, the DQM **28***g* schedules a request for retransmission over the network **18**. The sending device replies by resending the missing or defective packets. Eventually these packets are converted into indexed media payloads and stored in the PIMB **30**. By retrieving the missing or defective packets, an "exact" copy of a sender's Message is eventually stored in the PIMB **30**. The retransmission of missing and/or defective packets does not delay the rendering of Messages in real time, provided that the packets that have been delivered are of "good enough" quality and quantity. Retransmission requests may be delayed by the DQM **28***g* if insufficient network resources are available to support both the new "live" data as well as the retransmission.

D.2.4 The PIMB Reader

The PIMB reader **26** reads data from the PIMB **30** for two basic purposes. The PIMB reader **26** accesses the PIMB **30** when data is to be rendered ("Render") for the local Client **12**. Data is also read from the PIMB **30** when data is to be transmitted ("Transmit") by the Client **12** over the network **18**.

D.2.4.1 Render

For the rendering of messages on the Client **12**, the PIMB reader **26** includes a Data Prioritizer **26***a*, a Data Retriever **26***b*, a Packet Loss Compensation/Interpolator ("PLC/Interpolator") **26***c*, a Data Mixer **26***d* and a Data Renderer **26***e*. The Prioritizer **26***a* prioritizes the data to be rendered by building an ordered queue of messages that could potentially be Rendered. It uses User configured Priority for the rendering of consecutive Conversations (MCMS-C). In addition, the Data Prioritizer uses the availability of media data to render within the limits imposed by the MTSD, the User's current Attention, and the User's defined and implied Intentions. The Data Retriever **26***b* retrieves the prioritized indexed media payloads from the PIMB **30**. The PLC/Interpolator **26***c* performs packet loss compensation and interpolation on the retrieved payloads, using known packet loss compensation and interpolation algorithms. The particular method to be used is dependent on the media Codecs in use, and other well-known parameters. The Mixer **26***d* is used to appropriately mix concurrent data streams from multiple Messages of a single Conversation together. For example, if two or more Participants of a Conversation are speaking at the same time, the Mixer **26***d* mixes the Messages, creating the effect of both Participants speaking at the same time. In an alternative embodiment, the User has the option of Reviewing the multiple streams from one Participant at a time. If only one Participant in the Conversation is speaking, the Mixer **26***d* may simply pass the single Message stream, without performing any mixing. The Renderer **26***e* takes the data from the Mixer module **26***d* and converts it into a form suitable for the hardware driver **34**. The hardware **34** then drives either the speaker or video display of the Device **13**, depending on the type of Media, creating voice, video or some other audible and/or visible notifier on the Device **13**.

D.2.4.2 Transmit

To prepare messages for transmission from the Client **12** over a network **18**, the PIMB reader **26** includes a Data Prioritizer **26***f*, a Packet Quality Manager (PQM) **26***g*, a Data Retriever **26***h*, Packetizer **26***i*, a Transmitter **26***j* and an Acknowledger **26***k*. The Data Prioritizer **26***f* prioritizes the Messages for transmission over the network **18**. Priority is determined using the MCMS Participant Attributes related to payloads available for transmission, network connectivity and bandwidth conditions, and the Intentions of Users beyond the next hop to either Render live or time-shifted, and, in some embodiments, possible optimizations of transmission bundling where multiple packets to any given next network hop are available. The prioritized packets are then optimized, using the PQM **26***g*, which assures the timely delivery of "good enough" data quality for live Messages, while minimizing real-time bandwidth, as described in more detail below. The Data Retriever **26***h* retrieves the appropri-

ate payloads from the PIMB **30**. The Packetizer **26***i* assembles the payloads into Vox Packets, which are then transmitted by the Transmitter module **26***j* over the network **18**. When the recipient receives the Vox packets, an acknowledgement is sent back to Acknowledger **26***k* over the network **18** for notifying the sending User that a Message has arrived at its destination.

D.2.5 The Packet Quality Manager

The PQM **26***g* has several optimization goals: (i) the timely delivery of an adequate copy of time-sensitive Media ("as soon as possible to be good enough" for Rendering); (ii) the efficient use of available bandwidth, meaning using the optimal transmission frequency, payload quality, and packet size for the underlying network; and (iii) the ability to dynamically adjust or make changes in the transmission frequency, payload content, payload quality, packet size, etc. as network conditions change.

D.2.6 The Network Quality Manager

On the receiving side of a network transmission is the Network Quality Manager **28***h* (NQM). The NQM is responsible for observing specific properties of network performance for each sender that has sent media to the Client **12**, comparing expectations of jitter, loss, and throughput to their actual values. This is used to compute a Network Quality Rating (NQR) for every sender. This NQR is used to indicate sender availability and Conversation live-ness to the User of the receiving device.

D.2.7 The Data Quality Manager

The Data Quality Manager **28***g* measures the quality of the data being received over the network by observing packet loss, jitter, and throughput. The DQM **28***g* uses these measurements for three purposes: (i) to send receipt reports back to the sender; (ii) optionally using those receipt reports to request retransmission of certain data; and (iii) making these measurements available to the NQM **28***h*.

E. SERVER ARCHITECTURE

Referring to FIG. **3**, a block diagram of the application **78** that runs on the Server(s) **16**. The application **78** is similar to the Client application **12** in many regards and includes an MCMS server application **80**, an MCMS database **82**, a store and stream module **84**, a PIMB **85**, a data and network quality store (DNQS) **86**, MCMS-SAS message handling modules **87***a* and **87***b* which manage messages and signals back and forth between the MCMS server application **80** and Store and Stream module **84**, an archive/retriever **88**, and an archive **89**. The application **78** further includes an authentication-encryption-security module **40** and a communication protocol module **44**.

The MCMS server application **80** is a multi-tiered architecture including a MCMS Database Module **20***a*, a Store and Stream (SAS) Module **20***b*, a Messaging/Signaling Module **20***c*, Conversations/Messages management services **20***f*, Priority services **20***g*, Contacts (including User and Authentication) services **20***h*, Presence/Status service **20***i*, and Messages/Signals services **20**. The aforementioned modules and services of the application **78** are similar or the same as the modules and services having like reference numerals as the Client **12**, and therefore are not described in detail herein, except for one notable exception. In various embodiments, the MCMS server application **80** and Store and Stream module **84**, including the MCMS database **82**, is configured to support many Users in one instance of the application. The one instance may be further configured to support multiple domains, where each domain is defined as a group of Users (i.e., a corporation or other group of Users belonging to a common organization). This architecture allows each application **78** on Server **16** to serve multiple users (or domains), where each user (or domain) is not visible to other Users. This partitioning is referred to as "multi-tenancy".

The server Store and Steam **84** module performs the functions of Net Receive and Transmit. For the Net Receive function, the module **84** includes a Net Receiver **28***d*, Data Bufferer **28***e*, a Data Storer **28***f*, a Data Quality Manager (DQM) **28***g*, and a Network Quality Manager **28***h*. For Transmit functions, the module **84** includes a Data Prioritizer **26***f*, Packet Optimizer **26***g*, Data Retriever **26***h*, Packetizer **26***i*, Transmitter **26***j* and an Acknowledger **26***k*. The aforementioned elements of the Store and Stream module **84** are similar or the same elements having like reference numerals as the Client **12**, and therefore are not described in detail herein.

Since the Server **16** does not directly interact with Users, the encoding and rendering functions provided in the Store and Stream module **24** of the Clients **12** need not be present. The MCMS application **80**, when running on Servers **16**, does not interact directly with Users. Consequently, the user interface and user interface API modules and services **20***e* and **20***d* are not needed.

The application **78** on each Server **16** potentially serves multiple tenants, meaning it serves multiple Users of the system **10**. The PIMB **85** of the server application **78** is therefore significantly larger and is used to store the media payloads of multiple Users, as opposed to the PIMB **30**, which is used to store just the generated or received payloads of only a single User. The main purpose of the Store and Stream module **84** is to receive Messages transmitted by the Clients **12** and transmit Messages to other Clients **12**. When a Client **12** transmits a message, the message contains an identifier associated with the target recipient. In response, the Server **16** finds a delivery route to a Client **12** associated with the intended or targeted recipient. As Messages are received, they are stored in the PIMB **85** and transmitted to the next Server **16** (i.e., the net "hop") of the network layer **14** along the path to the intended recipient(s), or to the recipient(s) directly depending on the system configuration. The archive-retriever **88** is responsible for archiving the media payloads stored in the PIMB **85** in archive **89**. As the physical space in the PIMB **85** is exhausted, media payloads in the PIMB **85** are moved to the archive **89**, which is a mass storage device. In various embodiments, the payloads stored in the PIMB **85** may be archived in accordance with User defined criteria and/or any known replacement algorithm, such as first-in-first-out (FIFO) or least recently used (LRU). It should be noted that only a single Server **16** is illustrated in FIG. **1** for simplicity. It should be understood that in actual embodiments, multiple servers or a "server farm" may be used for a network with a large number of Users.

The terms "persistent" and "infinite" used to describe the PIMB **30** and the PIMB **85** should not be construed literally as absolute terms. A User may wish to indefinitely store some Messages that are considered important. In other situations, such as a casual chat between two friends, the Messages may be deleted after a certain period of time to save space. According to various embodiments of the invention, different retention policies may be used, either set by the system **10** or configured by the User. The use of the word "infinite" refers to the lack of any preset time boundaries enforced by the PIMB. This is contrasted with current jitter buffer systems, which discard media after it has been rendered. The terms persistent and infinite should therefore be broadly construed to mean that the PIMB **30** and PIMB **85**

have no internal limitations on the time ranges and quantities of Messages that can be stored therein.

There are a number of advantages to archiving the Messages of Conversations in a persistent storage medium. Voice messages and other Media can be organized, indexed, searched, transcribed, translated, and Reviewed as needed. Voice, as well as other Media, therefore becomes an asset that can be managed both by Users and organizations. These Media assets have value to corporations, first responders, police and fire departments, as well as the military.

F. THE VOX PROTOCOL AND INDEXED MEDIA PAYLOADS

As noted above, the Vox protocol is used by the Store and Stream module **24** to support all facets of payload transmission, storage, and optimization. The Vox packet is a structured message format designed for encapsulation inside a transport packet or transport packets of the underlying technology of the network **18**. This arrangement significantly improves the flexibility of the system **10**. By embedding the Vox packets into existing transport packets, as opposed to defining a new transport layer for "Voxing" applications, the system **10** takes advantage of current packet based communication networks running over the existing telecommunications infrastructure. A new network infrastructure for handling the Vox packets therefore need not be created to take advantage of all the benefits of the system and method described herein.

Referring to FIG. **4**A, the general format structure of a Vox packet **95** is illustrated. The format of the Vox packet **95** includes fields for type, sub-type, length, and payload. The different types of Vox packets include authentication, signaling, media payload, media multiplex (one message), and media multiplex (multiple messages). The sub-type field is used to designate different types of authentication, signaling or media type messages. Possible sub-types for authentication Messages include those necessary for key exchanges and Authentication. Possible sub-types for signaling Messages include registration, routing, message set-up, and network management. Possible sub-types for Media messages include different Codec styles and different payload aggregation techniques. The length field defines the overall length or size of the payload. The payload field contains the actual payload or media of the packet **95**.

Referring to FIG. **4**B, a diagram illustrating a Vox packet **95** encapsulated in an exemplary protocol used by the network **18** is shown. In this example, the Vox packet **95** is embedded in underlying UDP, IP and Ethernet transport packets **96** respectively. In this manner, the Vox packet **95** can be transported across underlying UDP, IP and Ethernet layers of the network **18**. This is a standard protocol encapsulation technique used by packet networks.

Referring to FIG. **4**C, a diagram illustrating a media multiplex Vox packet **95** encapsulated in UDP, IP, and Ethernet **97** is illustrated. In this example, the Vox packet **95** includes a Media type field, a Media sub-type field, a length field, a message ID field, a time stamp field, a sequence ID field, and a Media payload field.

Referring to FIG. **4**D, the format of an indexed media payload **98** is illustrated. The indexed media payload includes a sub-type field, a length field, a message identifier (ID) field, a time-stamp field, a sequence identifier (ID) field, and field for the Media payload.

The encapsulation of Vox packets **95** into the transport packets of the underlying network allows the Media, Messages and Conversations to each be defined by a number of attributes.

When Media is created or otherwise originated on a Device **13**, it is typically time-based, meaning it changes in some meaningful way over time. As a person engages in a Conversation for example, their spoken words are strung together into sentences or statements, which vary over time, and the resulting data (streams and packets) will maintain the same variance over time. Similarly video (as opposed to a still photo) as well as GPS or other sensor data will vary over time. Regardless of the type or how it is originated, the Media is segmented and placed into the payloads of a plurality of Vox packets **95**. The packets are then continually, stored, transmitted, received, stored and rendered in streams (i.e., streaming media) at the transmitting and receiving Devices **13** respectively. Since each packet **95** is indexed, time-stamped, and given a sequence identifier, the individual packets can be segmented into Messages. By sequentially threading the individual Messages together, Conversations may be constructed.

One further unique aspect of the system **10** is that the media payloads generated by a Client **12** are stored in multiple locations. Not only are the payloads stored in the PIMB **30** of the generating Device **13**, but also in the PIMB **85** of the Server(s) **16** and the PIMB **30** of the receiving Devices **13**. This basic feature enables or makes possible much of the Voxing functionality described above and provides the system **10** with both resilience and operability, even when network conditions are poor or when a Participant of a Conversation is not connected to the network.

G. INTEROPERABILITY WITH UNDERLYING TELECOMMUNICATION PROTOCOLS

The system **10** is intended to run or be layered over a variety of existing communication networks **18**, such as the Internet, fixed PSTN type circuit networks, and mobile or cellular phone networks, or a combination thereof. The system **10** is designed around the concept of moving many small units of information (i.e., the Vox packets) between different Clients **12** and Servers **16** in the system **10**. While Vox packets may vary in size, depending on their function and payload, they all appear to be the same kind of data to the underlying network layer. In one embodiment, the system **10** has been designed and optimized for IPv4 networks such as the Internet, but other types of networks may be supported as well. For the purposes of this document, the term "IP" should be taken to mean IPv4, IPv6 or any other current or future implementation of the Internet Protocol.

Referring to FIG. **5**, a diagram of a Client **12** running on Device **13** and communicating with a Server **16** over a shared IP network **100** is shown. As illustrated, the Client **12** is coupled to the shared IP network **100** through a first Internet service provider A and the Server **16** is coupled to the shared IP network **100** by a second Internet service provider B. During communication, the Vox packets **95** (designed "VP" in the figure) are encapsulated within UDP/IP packets and then interleaved among other IP protocol packets as is well known in the art and transmitted across the shared IP network **100** from the Client **12** to Server **16**, or vice versa. As is well known, each lower packet layer encapsulates the entire packet of the layer immediately above it. Packets can also be sent in a similar manner between two Servers **16**. Messages are sent from one Client **12** enabled Device **13** to another over a shared IP network

100. At each hop, the Vox packets **95** are embedded in the underlying IP protocol and transmitted, until they reach the target destination.

The diagram of FIG. **5** is merely exemplary, showing only a single Client **12** and Server **16** connected to the network **100** for the sake of illustration. In actual embodiments of the system **10**, a large number of Clients **12** and one or more Servers **16** are typically connected to the shared IP network **100**. It is also useful to note that the Client **12** and Server **16** do not have exclusive use of the IP network **100**. In the example shown, an HTTP client, which is coupled to the network **100** through Internet provider A, can send packets back and forth with an HTTP server, coupled to the network **100** through a third Internet provider C. The system **10** does not control the manner in which the VPs embedded in the IP packets traverse the network **100**. Rather, all packets that traverse and share the network **100** do so in accordance with the standard procedures of the underlying shared IP network **100**.

Referring to FIG. **6**, a "circuit" based network **104** such as a GSM mobile phone network is illustrated. The circuit network **104** is coupled between Client **12** running on Device **13** and Server **16**. Once a circuit is established between the Client **12** and Server **16**, the system **10** layers Vox packets (VP**1**, VP**2**, VP**3**, VP**4**, VP**5**, etc.) onto the underlying packets used by the network **104** and transmits them across the network **104**, creating "virtual Vox" circuit. The Vox Packets sequentially traverse the circuit network **104**, typically with spacing or framing data as is well known in the art for transmitting data over a circuit network. In addition, packet construction parameters, such as the payload size and the number of header fields included may be used to exploit the lack of per-packet overhead and to increase speed and/or efficiency of data transfer across the network **104**. It should be noted again that for the sake of simplicity, only a single Client **12** and Server **16** are shown connected to the network **104**. It should be understood, however, that additional circuits between Clients **12** and Servers **16** as well as other components may be established concurrently through the network **104**. The network **104** is therefore not dedicated for the transmission of Vox Packets, but rather may be shared with other types of network traffic.

Referring to FIG. **7**, a diagram illustrating communication between a first Client **12**A enabled Device **13**A associated with a first network A and a second Client **12**B enabled Device **13**B associated with a second network B is illustrated. The networks A and B further each include gateway Servers **16**A and **16**B respectively. The Gateway Server pair **16**A and **16**B facilitate communication between the two networks A and B, allowing the Devices **13**A and **13**B to communicate with each other. In various embodiments, the networks A and B could each be any type of network. For example, each network A and/or B could be an IP network, a circuit type network, or a wireless or cellular network (i.e., CDMA, GSM, TDMA, etc.). The Servers **16** that straddle the two networks A and B are considered gateway servers because they route traffic or serve as a "gate" between the two networks.

With the system **10**, there are a several basic network interaction considerations to optimize system performance. These considerations include factors such as resolving the underlying address to which the Vox packets **95** are to be sent, the integrity of any sent Vox packets, and the management of the Maximum Transmission Unit (MTU) of a single Message that may be sent across a given network or combination of networks.

The address of a target Client **12** needs to be known so that the underlying network delivers the Vox packet **95** to the correct location. With IPv4 networks, the address is typically an IPv4 Address, which is a 32-bit number that uniquely identifies a host within the network. For other networking technologies, the address could be some other type of identifier. IP networks use the Domain Name System (DNS) to resolve human-readable names into IP addresses, and the Address Resolution Protocol (ARP) to resolve IP addresses into physical addresses. Regardless of the underlying networking technology, the system **10** uses one of the above-mentioned or other known addressing schemes for delivery of Vox packets **95** to the correct location.

As with almost any packet-based communication system, transmitted Vox packets might not be delivered to their addressed location if the underlying network is unable to deliver the packets in which the Vox packets are encapsulated. Most packet networks do not inform transmitters when packets are dropped. Instead they rely on the transmitters and receivers to notice and compensate for any dropped packets. The system **10** is designed to use these receiver receipt report messages to coordinate this packet loss management. If the underlying network is able to inform the sender of lost or dropped packets, the system **10** utilizes this information in its retransmission protocol.

The management of MTU is the determination of the Maximum Transmission Unit (i.e., the maximum size of a single message) that may be sent across a network. For packet-based networks, the underlying network imposes the MTU. For circuit-switched networks, the MTU may be a tunable parameter for network efficiency and performance. Thus in most cases, the underlying network imposes or determines the maximum size of the Vox packet **95** that may be transmitted efficiently. For example with IP networks, packets may be fragmented if the payload exceeds the MTU, but at a substantial performance penalty. With IP over Ethernet networks, the transmitting device has an MTU of 1518 bytes, as enforced by Ethernet. The largest IP packet must leave room for the Ethernet headers. The largest UDP packet must leave room for both IP and Ethernet headers and the largest Vox protocol that may be generated on Ethernet for example is the Ethernet MTU (1518)−IP header (20)−UDP header (8)=1490 bytes. Since the Vox protocol will have a header of its own, the actual Vox media payload will be less than 1490 bytes on an Ethernet network. For Gigabit Ethernet, the MTU could be much larger, but would be determined using a similar formula.

In a purely packet-based network, there are two potential values for MTU, the local link MTU and the path MTU. Determining the local link MTU yields the maximum size for Vox packets to be efficiently sent out to the local network interface. The path MTU yields the maximum size of Vox packet that may be sent intact all the way to the remote node. If a sender is connected via Ethernet, the Vox packet might pass through various other systems with smaller MTUs en-route to the recipient. The smallest MTU on the path to the destination needs to be resolved and known by the sender. In the IP world, there is a standard procedure for discovering the smallest MTU called "Path MTU Discovery". For other kinds of networks, an equivalent procedure may be used. Again, since the system **10** is layered on top of other networks, any of the above MTU algorithms may be used.

H. OPERATION FLOW DIAGRAMS

H.1 Store and Stream

Referring to FIGS. **8**A through **8**F, a series of flow diagrams are provided to illustrate the operation of the store and stream module **24** and **84** on Clients **12** and Servers **16** respectively. FIG. **8**A shows the sequence of operation for a first Client $\mathbf{12}_1$ transmitting Messages to a second Client $\mathbf{12}_2$. FIGS. **8**B and **8**C illustrate the operation of the PIMB writer **28** and PIMB Reader **28** on the transmitting Client $\mathbf{12}_1$. FIGS. **8**D and **8**E illustrate the operation of the PIMB Writer **28** and PIMB Reader **26** on the receiving Client $\mathbf{12}_2$. FIG. **8**F illustrates a flow diagram of the Store and Steam module **84** on a server **16**.

In FIG. **8**A, the User of Client $\mathbf{12}_1$ running on a Device $\mathbf{13}_1$ originates Media to be transmitted. The Media can be originated at the Device **13** in a number of different ways such the User creating Media by speaking into a microphone or creating video content on their Device **13**. Media is also originated by a Device **13** by receiving sensor data, such a GPS information or a temperature reading. Regardless of how the Media is originated, the Media is encoded by the PIMB Writer **28** (box **130**), which converts the Media into indexed media payloads and stores them in the PIMB **30** (box **132**) on Client $\mathbf{12}_1$. The PIMB Reader **26** on the Client $\mathbf{12}_1$ reads the payloads out of the PIMB **30**, creates Vox packets, and transmits the packets to the receiving Client $\mathbf{12}_2$ (box **134**) over the network **18**. Each Server **16** along the path between the sending Client $\mathbf{12}_1$ and the receiving Client $\mathbf{12}_2$ stores the transmitted payloads in the PIMB **85** and transmits the Vox packets to the next hop (box **133**). At the receiving Client $\mathbf{12}_2$, the net receive function of the PIMB Writer **28** converts the Vox packets into indexed media payloads (box **136**) and stores the payloads into the PIMB **30** of Client $\mathbf{12}_2$ (box **138**). The rendering module of the PIMB reader **26** on Client $\mathbf{12}_2$ renders the payload information read from the PIMB **30** into a medium suitable for human consumption, such as voice or video (box **140**). Each of these steps are described in more detail below with respect to FIGS. **10**B through **10**E.

In FIG. **8**B, a sequence of the Encode Receive function performed by the PIMB Writer **28** (step **130** of FIG. **8**A) is provided in detail. In the initial step $\mathbf{130}_1$, the User of the Device **13** running the Client $\mathbf{12}_1$ originates the Media to be transmitted. As noted above, the Media may be derived by speaking into a microphone, using a camera, receiving sensor data, or by some other Media generating component. In the next step $\mathbf{130}_2$, the Encode Receiver **28***a* encodes the Media and creates the indexed media payloads (step $\mathbf{130}_3$), which are then stored in the PIMB **30** (step **132**) by the Data storer **28***c*.

In FIG. **8**C, the sequence of the Transmit function performed by the PIMB Reader **26** (step **134** of FIG. **8**A) on the sending client $\mathbf{12}_1$ is provided in detail. In decision loop $\mathbf{134}_1$, the transmit function of the PIMB Reader **26** continuously checks to see if indexed media payloads that are to be transmitted have been written into the PIMB **30** and are available for transmission. If such payloads are available in the PIMB **30**, the Data Prioritizer **26***f* prioritizes the payloads that should be sent first, using the MCMS Participant Attributes information, as illustrated in step $\mathbf{134}_2$. Information about the highest priority payloads are passed to the Packet Optimizer module **26***g* which runs the PQM (step $\mathbf{134}_3$), as described in more detail below with respect to FIGS. **9**A-**9**C. The appropriate payloads are then retrieved from the PIMB **30** (step $\mathbf{134}_4$) by the Data Retriever **26***h* and converted into Vox packets **95** by the Packetizer **26***i* (step $\mathbf{134}_5$). The Vox packets **95** are then transmitted (step $\mathbf{134}_6$) by the Transmitter **26***j* over the network **18** to the receive Client $\mathbf{12}_2$, which sends back receipt reports reflecting the properties (loss, jitter, throughput) of the packets that have been received. These receipt reports provide the information necessary for the PQM to calculate the MABR for a given receiver. The aforementioned process is repeated for each transmission loop as indicated by the return arrow from the transmit step to the top of the flow chart.

In the embodiment described above, the media is encoded, stored in the PIMB **30** and then transmitted over the network in a serial fashion. In an alternative embodiment, the encoded media can be stored in the PIMB **30** and transmitted over the network in parallel, meaning the two functions occur substantially at the same time.

In FIG. **8**D, the sequence for the Net Receive function (step **136** of FIG. **8**A) of the PIMB Writer **28** on the receiving Client $\mathbf{12}_2$ is illustrated. In the initial step $\mathbf{136}_1$, the network receiver **28***d* receives the Vox packets **95** over the network **18**. The Data Storer **28***f* converts the packets into indexed media payloads (step $\mathbf{136}_3$), which are stored in the PIMB **30** (step $\mathbf{136}_4$). As the payloads are stored, the Data Quality Manager (DQM) **28***g* is run. The DQM **28***g* checks for missing or corrupted packets, ensures the eventually storage of an exact copy of the transmitted data, and the sends receipt reports regarding the conditions of the network to the transmitter. Each of these functions of the DQM **28***g* are described in more detail below with regard to FIGS. **9**D through **9**F.

In FIG. **8**E, the sequence for the Render function of the PIMB Reader **26** (box **140** of FIG. **8**A) on the receive Client $\mathbf{12}_2$ is illustrated. In the initial step $\mathbf{140}_1$, the Data Prioritizer **26***a* prioritizes the indexed media payloads to be rendered as determined by the MCMS application **20** using the MTSD information as well as User status and presence information, including the User's Intentions and Attention status. The prioritized payloads are then read from the PIMB **30** (step $\mathbf{140}_2$) by the Data Retriever **26***b*. The PLC/Interpolator **26***c* performs packet loss compensation and interpolation (step $\mathbf{140}_3$) on the retrieved payloads, using known packet loss compensation and interpolation algorithms depending on which Codecs are used. In the next step, the Mixer **26***d* mixes (step $\mathbf{140}_4$) multiple Messages of a Conversation if two or more Participants have generated Media at the same time within the same Conversation (e.g., both are speaking at the same time). The Renderer **26***e* renders (step $\mathbf{140}_5$) the data stream from the Mixer **26***d*, generating sound, video, or other Media (step $\mathbf{140}_6$) for the recipient User.

In FIG. **8**F, the sequence for a Server **16** to receive Vox packets from the previous hop on the network **18**, store, archive and transmit the Vox packets to the next hop is illustrated. In the initial step, the Server **16** performs the Net Receive function of the PIMB writer (similar to FIG. **8**D) to store the indexed media payloads of the received data in the PIMB **85** and archive **89** or the Server **16**. The server **16** also performs the Transmit function of the PIMB writer (similar to FIG. **8**C) to forward the received packets onto the next hop on the network **18**. In this manner, a copy of the media generated by the transmit Client $\mathbf{12}_1$ is received, stored and transmitted at each hop along the path to the receive Client $\mathbf{12}_2$.

In the aforementioned embodiment, the writing of received indexed media is stored in the PIMB **91** of the Server **16** and transmitted to the next hop in a serial fashion. In an alternative embodiment, the received indexed media payloads can be stored in the PIMB **91** and transmitted to the next hop substantially at the same time. The storage of

Media on the PIMB **30** of both transmitting and receiving Devices **13** allows for the progressive transmission and rendering of Media. On the transmit side, the Media originating on the transmitting device may be progressively transmitted over the network as it is being received. In various embodiments, the encoded Media (regardless of how it is originated) may be progressively transmitted before, after, or at substantially the same time it is stored in the PIMB **30**. On the receive side, the incoming Media may also be progressively rendered as it is received over the network, provided the User has opted to Review the Media in the near real-time mode. In various embodiments, the incoming Media may be progressively rendered before, after or substantially at the same time as it is stored in the PIMB **30** of the receiving Device **13**. If the received Media is to be Reviewed in the time-shifted mode, then the Media is retrieved from the PIMB **30** (or possibly a PIMB **85** on a Server **16** if replaced on the local PIMB **30**) for later Review at a time designated by the User.

In the context of the present application, the term progressive or progressively is intended to be broadly construed and generally mean the continuous processing of a data stream based on availability of the data. For example, as Media is created or otherwise originated on a Device **13**, the progressive encoding, storage, packetization and transmitting of that media is continuous, so long as the Media is available. As a person speaks, that Media is progressive or continuously encoded, stored, packetized and transmitted for the duration of the persons speech. When the person pauses or stops speaking, there is no media to progressively process. When the person resumes speaking again, the progressive processing of the Media resumes. On the receive side, the Media is also progressive processed as the Media is being received (i.e., available). As the Media is received it is continuously stored. It will also be continually rendered as the Media is being received when in the near real-time mode or from storage when in the time-shifted mode. Although the above explanation was provided in the context of voice, it should be understood that all types of Media can be progressively processed in a similar manner. Also the progressive processing of Media does not necessarily have to be progressively processed in time-indexed order. Rather the Media is processed in the order in which it is received. If Media is received out of index order, in one embodiment, the Media is progressively processed in the order it was received and then organized into the indexed sequence in the PIMB **30**. In an alternative embodiment, the received Media can be organized into its indexed sequence and then progressively rendered.

H.2 PQM Operation Flow Diagrams

The PQM **26***g* relies on a metric called the Maximum Available Bit Rate (MABR), which is a continually computed approximation of actual transmission capacity or bandwidth (i.e., a measure of the capability of the network at a given point in time) between a sending and receiving node pair. As instantaneous network conditions change, the MABR is updated. Regular measurements of network throughput, packet loss, and jitter are considered in computing the MABR. In an alternative embodiment, the MABR may also be manually set or limited based on time of day, type of network, other conditions or parameters.

The PQM also considers the Intention of the recipient(s) to optimize transmission for time-sensitivity. A transmission is considered time-sensitive if either (i) the Intention of the recipient(s) is to Review the transmission "live" or in the near real-time mode, or (ii) the recipient would like to immediately Review a Message that for some reason is not currently stored on their Device **13** (e.g., the Message was previously stored in the archive **89**). The Intention of the recipient can be either inferred by the behavior of the recipient or the recipient may set or otherwise designate their Intention. On the other hand, a transmission is considered to be not time-sensitive if the Intention of the recipient is to Review the Message in the time-shifted mode. The Intention of the recipient to Review the transmission in either the live or time-shifted mode at least partially defines the "timeliness requirements" of the transmission. In various other embodiments, factors such as the urgency or priority of transmissions may also be considered in defining the timeliness requirement of the transmission.

The nodes in the network path between a sender and a receiving pair also need to be consistent regarding the status of intentions of the recipients. If one target recipient indicates timeliness, meaning they wish to Review the transmission immediately or live, then all the intermediate nodes on the network along the sender-receiver path need to have the same timeliness requirement, regardless of the requirements of other recipients. The timeliness requirement of each of the intermediate nodes is therefore dependent on the receiving nodes the transmission is being sent to. This dependency is sometimes referred to as a "union of requirements" for target nodes in the network transmission path.

The PQM further considers an Ideal Bit Rate or "IBR" for each scheduled Message payload transmission. For time-sensitive transmissions, the IBR is computed based on the packetization rate needed for substantially real time or live communication (referred to herein as the Real Time Bit Rate or RTBR). With voice for example, a packetization rate of a packet every 20 milliseconds containing 20 milliseconds of audio data is considered an acceptable IBR for conducting live conversations. The RTBR for such a system in kilobits per second would be the size of 1 second of audio payload data plus the size of all network headers that would be generated for the transmission. For video media or a combination of voice and video, the RTBR will likely be substantially higher than simply voice. For other types of media such as sensor or GPS positioning data, the RTBR will likely be lower than that of voice. For non time-sensitive transmissions, the IBR is set to a Maximum Efficiency Bit Rate (MEBR) to optimize the usage or efficiency of transmissions over the network. The MEBR is calculated by adjusting the packetization rate to its largest possible value for the underlying network. If multiple messages or payloads are to be sent between a sending and receiving pair, then an Aggregate IBR (AIBR) is considered for the transmission.

The PQM operates by sending data in a series of transmission loops for each sending and receiving pair. The transmission loops for each sending and receiving pair are independent. Any transmission on the network may affect the MABR of other sending-receiving pairs. Accordingly, the MABR is preferably continually computed for all recipients.

Referring to FIGS. **9**A through **9**C, flow charts illustrating the sequence of operation of the PQM for a single sending and receiving pair is illustrated. In FIG. **9**A, the steps in determining the MABR between the single sending and receiving pair are illustrated. In FIG. **9**B, a flow chart illustrating the steps for calculating the AIBR for each transmission loop for the single sending and receiving pair are illustrated. In FIG. **9**C, a sequence for determining the amount of data to transmit between the sending and receiving pair per loop is illustrated. The processes illustrated in

the three diagrams run simultaneously and interact with one another, as described in more detail below.

In FIG. **9**A, a flow chart **50** for calculating the MABR for the network interface between the sending and receiving pair is shown. In the initial step $\mathbf{50}_1$, the network interface between the sending and receiving pair is monitored. The sender periodically receives reports, which contain information regarding the status of the network connection at the receiver in step $\mathbf{50}_2$. The reports include information regarding the current status of data throughput $\mathbf{50}_3$, packet loss $\mathbf{50}_4$, and jitter $\mathbf{50}_5$ as observed by the receiver at the network interface. In step $\mathbf{50}_6$, the MABR is calculated at the sender based on these observations contained in the reports. By monitoring or observing the data in these reports, the MABR value is continually adjusted based on current network capabilities or conditions between the sending and receiving pair. As network capabilities become more favorable for data transmission, the MABR will increase. If the network capabilities become less favorable for transmission, the MABR will decrease, potentially all the way to zero for an unusable network. The reports are similar to the packet loss reports generated by nodes in TCP networks, but additionally include throughput and jitter information as well.

If there are several network interfaces between the sending and receiving pair, an MABR is calculated for each interface for which a receipt report is received. If no traffic has been recently sent on the network, or no receipt reports have been received, the MABR may not reflect current network conditions. However, since receipt reports are generated continually by receivers while data is transmitted, the sender's MABR metrics will quickly converge to a more accurate value.

Referring to FIG. **9**B, a flow chart **52** illustrating the steps for calculating the AIBR for a transmission loop is illustrated. In the initial step $\mathbf{52}_1$, the Messages with Media (by which we mean portions of the time indexed media that belongs to this Message) ready to be transmitted between the sending and receiving pair in the current loop are ascertained. A list of Messages with Media is then built $\mathbf{52}_2$. For each Message in the list $\mathbf{52}_3$, the time-sensitivity or timeliness requirement of each Message is considered $\mathbf{52}_4$. If a particular Message is not time-sensitive, then the IBR is set to the Maximum Efficiency Bit Rate (MEBR) $\mathbf{52}_5$. On the other hand, if a Message is time-sensitive, then the IBR is set to the Real Time Bit Rate (RTBR) $\mathbf{52}_6$. In the next step $\mathbf{52}_7$, the previously computed IBRs for each of the Messages in the list are summed together, resulting in the Aggregate Ideal Bit Rate (AIBR) $\mathbf{52}_8$ for the transmission loop. As signified by the return arrow $\mathbf{52}_9$, the above-described process is repeated for each transmission loop between the sending and receiving pair.

Referring to FIG. **9**C, a flow chart **54** illustrating the sequence for determining the rate of data to transmit between the sending and receiving pair per transmission loop is illustrated. In the initial step $\mathbf{54}_1$, the MABR (as calculated in FIG. **9**A) is compared to the AIBR (as determined in FIG. **9**B) for the next transmission.

If the MABR is greater than or equal to the AIBR, then all the Messages identified as ready for transmission in the loop are packetized at the IBR rate $\mathbf{54}_2$ and transmitted $\mathbf{54}_3$.

On the other hand, if the MABR is less than the AIBR, then a series of procedures are applied to so that the PQM meets its goals of the timely delivery of an adequate copy of the data, the efficient use of available bandwidth, and/or adjustments to the payload content and quality, packet size, and transmission rate to meet current network conditions.

In the initial step, the Messages in the list are reviewed for time sensitivity $\mathbf{54}_4$. If there are no time sensitive Messages, then the bit rate is reduced to the MABR $\mathbf{54}_5$, and the Messages are transmitted $\mathbf{54}_3$.

If the list includes time-sensitive Messages, the bit rate allocated for the non time-sensitive Messages is reduced $\mathbf{54}_6$ until it meets the MABR limits. If reducing the bit rate all the way to zero is insufficient to meet the MABR, then these non time-sensitive Messages are removed from the list of Messages to be transmitted in the loop. If the bit rate has been reduced so that it is less than or equal to the MABR, then the remaining Messages are Packetized and transmitted $\mathbf{54}_3$.

If the removal of non time-sensitive Messages was not sufficient to meet MABR, then another procedure involving the use of a lower quality Codec (or Codecs) for the remaining time-sensitive Messages $\mathbf{54}_7$ is used. An attempt is made to transmit the payload data as fast as possible by sending fewer bits during the transmission loop. In other words, by reducing the quality of the payload, the transmission sends fewer bits in a given period of time. In various embodiments, different Codec or Codecs, each having a different bit rate versus quality tradeoff, may be used. If the use of the lower quality Codec or Codecs is sufficient, meaning the MABR limit is met, then the Messages are transmitted $\mathbf{54}_3$.

If the use of lower quality Codec(s) still does not meet the MABR, then the packetization interval of the time-sensitive Messages is increased $\mathbf{54}_8$. With this procedure, the header-to-payload ratio is increased, which lowers the overall bit rate but introduces latency (i.e., a delay in the delivery of the transmission to the recipient). If this procedure results in the reduction of the AIBR to less than or equal to the MABR, then the transmission $\mathbf{54}_3$ occurs.

If after changing the packetization interval the MABR is still not met, then the bit rate may be progressively lowered $\mathbf{54}_9$ to be within the MABR limit. When the bit rate is lowered in this manner, time-sensitive messages are sent at a rate that is not sufficient to maintain a live conversation. Therefore, the Conversation is forced out of "live". If the network is down or conditions are very poor, it is possible that no data transmission may occur. Again, the aforementioned sequence is repeated for each transmission loop $\mathbf{54}_{10}$ between the sending and receiving pair.

If there are multiple network interfaces between the sending and receiving pair, the sequence described in relation to FIG. **9**C is performed for each interface for which receipt reports are available. In various embodiments, the sender may contain logic to distribute the transmission load among the multiple interfaces. In different examples, the payloads can be sent only on one interface, while in other embodiments, some or all of the interfaces may be used.

The aforementioned description pertains to any sending and receiving pair in the system **10**. In most situations, the sending and receiving pair will include a Client **12**, enabled Device **13** and Server **16**, two Servers **16**, a Server **16** and Client **12** enabled Device **13**, or even possibly two Clients **12** respectively. If a sending node is transmitting to two (or more) receiving nodes at the same time, the above mentioned sequence as described in relation to FIGS. **9**A-**9**C occurs concurrently for each receiving-sending pair.

H.3 DQM Operation Flow Diagrams

The DQM **28***g* determines if data received at the Client **12** is either corrupted or if there are missing packets. In addition, the DQM **28***g* of a receiving Client **12** generates of the receipt reports, which are sent back to the transmitting node on the network. The DQM **28***g* also runs a background

process to ensure that an exact copy of transmitted data is eventually received and stored. These functions are described below in FIGS. **9**D through **9**F respectively.

Referring to FIG. **9**D, a flow diagram illustrating the operation of the DQM **28***g* for checking for missing and/or corrupted data is illustrated. In the initial step $\mathbf{56}_1$, the DQM **28***g* checks for corrupted packets using well-known techniques, such as CRC or similar integrity checking mechanisms. If a packet is corrupted, that packet is treated as missing $\mathbf{56}_2$. The DQM **28***g* next ascertains if any packets are missing $\mathbf{56}_3$. If an out of sequence packet is not received after a predetermined period of time, it is assumed to be missing. The DQM **28***g* notes any missing or corrupted packets $\mathbf{56}_4$ in the DNQS **32**. On the other hand if no corrupted or missing packets are detected, the DQM **28***g* determines if the quality of the received data was intentionally degraded by the sender $\mathbf{56}_5$ for the purpose of saving bandwidth. The degraded quality is noted in the DNQS **32** $\mathbf{56}_6$. Regardless if the quality of the received data is degraded or not, receipt information (e.g., a packet sequence number, time stamp, and the network address of the next node in the network the packet is to be sent) of the data is stored $\mathbf{56}_7$ in the DNQS **32**. The aforementioned process is continually repeated, as signified by the return arrow to the start of the flow diagram.

As a result of the process detailed in FIG. **9**D, information regarding the receipt of non-degraded packets, the deficiency of degraded quality packets, and missing packets, are all stored in the DNQS **32**. As Media is received, the DNQS **32** maintains up-to-date information regarding the status of the Media.

Referring to FIG. **9**E, a flow diagram illustrating the operation of the receipt report generator function of the DQM **28***g* is illustrated. In the initial step, the DNQS **32** is periodically scanned $\mathbf{58}_1$ to determine if there is any Media for which a receipt report needs to be generated $\mathbf{58}_2$. If the answer is no, then the above scanning process is repeated. On the other hand if Media is identified, then the process determines if the Media is time-sensitive $\mathbf{58}_3$, meaning either the User intends to Review the Media live or the user would like to immediately Review Media that is not stored on their Device **13**.

If not time-sensitive, then the recipient informs the sender to set the retransmission priority (as defined below) to low $\mathbf{58}_4$. If time-sensitive, then the amount of packet loss is considered $\mathbf{58}_5$. If the amount of packet loss is outside a usable quality range, the retransmission priority is set to high $\mathbf{58}_6$. As noted above, if the amount of packet loss is too large, the recipient may not be enabled to Review the Media upon receipt. If the quality is within an acceptable range, meaning the quality of the transmission is sufficient that it can be understood when rendered, then the priority for the sending of the receipt report is set to low $\mathbf{58}_4$. Regardless if the recipient is Reviewing upon receipt or not, a receipt report is sent $\mathbf{58}_7$, the DNQS **32** is updated $\mathbf{58}_8$ and the Network Quality Manager (NQM) **28***h* is updated $\mathbf{58}_9$. The retransmission requests defined in step $\mathbf{58}_4$ is therefore conditional based on time-sensitivity. The transmission request defined in step $\mathbf{58}_6$ is conditional on both time-sensitivity and quality.

The retransmission priority informs the PQM **26***g* of the sender to properly prioritize the transmission rate for the Media that requires retransmission. For example when the retransmission priority is set to high, then the sending PQM **26***g* of the sender should send any retransmissions before any new Media. If the priority is low, the PQM **26***g* should send the retransmitted Media after any new Media.

The aforementioned process is continuously repeated so that receipt reports are generated as Media is received. If the sender does not receive receipt reports in a timely manner, the PQM **26***g* of the sender will reduce the transmission rate, eventually stopping the transmission if no receipt reports are received.

Referring to FIG. **9**F, a flow diagram illustrating the sequence for requesting of missing or degraded Media is illustrated. In the initial step $\mathbf{60}_1$, the DNQS **32** is periodically scanned for missing or degraded Media $\mathbf{60}_2$. If there is no missing or degraded Media, then the above defined scan is periodically repeated.

Media is considered missing if an out of sequence packet does not arrive after a predetermined threshold period of time $\mathbf{60}_3$. If the packet arrives before the threshold, then it is no longer considered missing. On the other hand if the packet does not arrive after the threshold is exceed, then it is deemed missing. With missing packets, a low priority request for retransmission is made $\mathbf{60}_4$ and the time of the request is noted $\mathbf{60}_5$ in the DNQS **32**. This process is repeated until the missing packet is received. When the missing packet arrives and the corresponding Media is available in the PIMB **30**, the missing status of the Media is removed from the DNQS **32**. The retransmission request defined in step $\mathbf{60}_4$ is therefore conditional based on whether the Media is determined to be missing.

If degraded, the DQM **32** determines if the Media is part of a live Conversation $\mathbf{60}_6$. If not, a request for a full quality copy of the degraded Media is made $\mathbf{60}_7$, the full quality Media is designated as missing $\mathbf{60}_8$ and the request time is noted $\mathbf{60}_9$, in the DNQS **32**. If the Media is part of a live Conversation, then no action is immediately taken in order to preserve network bandwidth. When the Conversation transitions out of the live mode, then the steps $\mathbf{60}_7$ through $\mathbf{60}_9$ are performed to ensure that a full quality (i.e. an exact or perfect) copy of the degraded Media is eventually received. When the data becomes available in the PIMB **30** of the recipient Client **12**, the degraded status of the associated Media is removed from the DQNS **32**. The transmission request defined in step $\mathbf{60}_7$ is conditional on whether the Media is both degraded and not part of a live conversation.

The aforementioned process is continually repeated, as signified by the return arrows from $\mathbf{60}_5$ and $\mathbf{60}_9$ to the top of the flow diagram at $\mathbf{60}_1$. By repeating the process outlined in FIG. **9**F, exact copies of all transmitted Media is eventually stored in the PIMB **30** of the receiving Device **13**. In this manner, the storage of exact copies of transmitted Media is guaranteed at the recipient Device **13**.

I. GRAPHICAL USER INTERFACE

Referring to FIG. **10**, an exemplary Device **13** running Client application **12** is illustrated. The Device **13** includes a graphical user interface display **110**, data entry buttons, keys, or keyboard **112**, a microphone **114**, and a transducer **116** for converting electrical signals into sound, such as a speaker. The display **110** may also accept input as a touch screen. Further, the display **110** and keyboard **112** may be combined using a touch screen interface. As noted above, the Device **13** may be a variety of different communication tools, such as a desktop computer, laptop or other mobile computers, personal digital assistants, a programmable landline or cellular phone, or programmable radios, or just about any other type of programmable communication device. The exemplary Device **13** illustrated in the figure is intended to be "generic", in the sense that it is supposed to represent or encompass all of the communication devices listed above. In

addition, the term "graphical" user interface should not be construed as limiting. Other types of user interfaces which can be implemented on a Device **13** as well including Audio/DTMF interfaces, Voice User Interfaces (VUI), radio switch interfaces, or a combination thereof, can all be used to implement the various functions described below. For the sake of simplicity, each of these types of methods by which a User may interact with their Device **13** are generically referred to as a "user interface".

All Devices **13**, regardless of their type, preferably have a user interface that enables the user to operate the Device **13** and communicate with other User's in the system **10**. Although the user interface can be designed to have virtually an infinite number of different look and feel implementations, there are certain functions and features that all Devices **13** should have in common. These functions and features are listed below.

The user interface preferably includes one or more of the following status indicators or flags: (i) battery indicator; (ii) connectivity indicator; (iii) clock; (iv) transmitter status; (v) transmission sync status; (vi) Reviewing status; (vii) Priority Messages needing attention; and (viii) missed Messages.

The user interface preferably includes the following functions, flags and components to conduct and manage a single Conversation: (i) name of a Conversation and/or list of Participants; (ii) Conversation status; (iii) Conversation type; (iv) Conversation duration; (v) time behind the Head of the Conversation; (vi) outstanding Messages; (vii) presence/status of Participants; (viii) meta data with navigation; (ix) Conversation attributes or designators; (x) Conversation set-up including title, scheduling, Participants, Conversation summary; and (xi) indicators showing which Participants have contributed Messages and which have Listened to or Reviewed messages.

The user interface also preferably includes, in addition to those listed immediately above, the following functions, flags and components to conduct and manage multiple Conversations: (i) a name/identifier for each Conversation; (ii) live/active or standing/inactive indicator; (iii) Review position, either at Head or Time shifted; (iv) Priority and other attributes; and (v) indicators of what portions of Conversations were missed.

The user interface also preferably includes, a number of navigation features, such as: (i) DVR style fast back/forward per conversation; (ii) instant messaging style personal message navigation; (iii) Conversation Time indicators; (iv) time scale shifting (i.e. zooming backward and forward through a Message or the Messages of a Conversation); (v) changing Priority of Conversations; (vi) hanging up; and (vii) home.

The aforementioned functions and features may be implemented in a variety of ways, for example using a touch-screen graphical user interface **110**, or other input devices, such as the data entry buttons, keys, or keyboard **112**, a mouse, by voice-activated commands, or a combination thereof. Again the functions and features listed above and how they are implemented is not intended to be exhaustive. The various methods and technologies that could be used is so comprehensive, that it is not practical to list or discuss them all herein.

J. CONVERSATIONS

The MCMS application **20** supports a number of different types of Conversations, such as a near real time or "live" calls where the delay from when a Participant speaks and the other Participant(s) hear the first Participant is very small, Conversations where Participants exchange voice Messages back and forth with a longer delay between Messages, "live" conference calls involving multiple Users, standing Conference calls at a regularly scheduled times, or configurable structured call types such as a simultaneous briefing, where Participants each leave a Message briefing beforehand for others to Review to before everyone joins the live conference call. Yet another unique attribute of the MCMS application **20** is the ability for Users to transition between the different types of Conversations. For example, the Participants can seamlessly transition from a voice-messaging mode to a live call and back again. Or the Participants of a live conference call can transition to a voice-messaging mode and send updates or action items to each other after the conference call. While several examples have been noted, it should be understood that the system **10** is extremely flexible and provides numerous options to transition between different types of calls or Conversations and between multiple conversations. By varying the delay between Messages, the Participants effectively flows between the type of Conversation that best suits their needs. The above examples should therefore not be construed as limiting.

As noted above, Conversations consist of Messages maintained in their original context and sequence. A sent Message either belongs to an existing Conversation or begins a new Conversation. A typical Conversation includes a set of Messages that are organized around a defined subject matter, topic, time, Group or Channel. For example, Conversations may involve a common Group of people such as the members of a club, a company may have a standing Conversation at a fixed time, such as a weekly sales meeting, or friends may have ad-hoc Conversations on various topics, such as making dinner plans.

Each Conversation is defined by a set of attributes, including a name, a list of Participants, begin and end time, and state including at least pending, active, or terminated. Other Conversation states are possible in other embodiments. A User interacts with the MCMS application **20** on their Devices **13**. In preferred embodiments, the interface allows a User to organize Conversations by any of the various attributes.

The relationship between a Participant and a Conversation also has attributes. These attributes include, but are not limited to, Priority, Status (states of participation in a Conversation). The values of Participant status include active, participation in more than one Conversation at a time, Reviewing a Conversation in a time-shifted mode, Catching Up To Live, passively participating (i.e., not actively Reviewing, but receiving high Priority Messages), standby, or ignoring a Conversation (i.e., declined to participate or record the Conversation).

From a recipient's perspective, a User may select or define the relative priority of Messages. For example, Messages from a person's boss would typically be given a higher Priority than a social acquaintance. In some embodiments, a recipient has the ability to set their own Priorities. In the implementation of MCMS-C the User selects a subset of their Conversations to be rendered consecutively. The User then sets ordered Priorities for these Conversations. The system uses the priorities set by the user to order the Messages to be rendered. The aforementioned algorithm queues the Messages to be rendered using User Priorities and information concerning Message data available (beyond MTSD).

In other embodiments, such as tactical communications, the recipient may have no or limited ability to set Priorities.

For example, a fire fighter may have no ability to lower the Priority of Messages from the fire chief. A sending-User, however, has the ability to send urgent or highly important Messages. By Tagging a Message as urgent or an emergency, the Message is rendered as soon as possible at the recipient(s), overriding any Priority settings of the recipient. Any conflicts among multiple emergency messages are resolved based on a predetermined priority scheme.

K. MCMS OPERATION

Referring to FIG. **11**A, an organizational diagram **1100** grouping the major functions of the MCMS application **20** is illustrated. The major functions include account management **1102**, conversation management **1104**, aggregate conversation list management **1106**, conversation participation **1108**, call controls **1110**, and contact management **1112**. After registering and logging into the system **10**, the User may navigate through the user interface of their Device **13** implementing the various management functions, described in detail below. In some embodiments, this functionality will provide a great deal of flexibility. In other embodiments, such as tactical or communication radios, the implementation of the user interface may be constrained with many of the user functionality and options preconfigured to meet the utility of the device. The discussion here is exemplary and is not intended to be an exhaustive explanation of the MCMS functionality, but rather is intended to provide just an overview of some of the MCMS attributes.

K.1 Account Management

Under the account management function **1102**, a registered User may change certain settings and preferences. A User may change their email address, password, name, phone number, phone password, call-in number, default and/or User defined rendering speeds, Tags, gain or volume levels for Reviewing Messages, Catch Up to Live mode, etc. To make these changes, the User enters the appropriate information through the interface **110** of their Device **13**. The MCMS application **20** responds by writing the updated preferences into the MCMS database **22**.

K.2 Conversation Management

As illustrated in FIG. **11**B, conversation management **1104** is a set of functions that allow a User to view their aggregate Conversation lists, create a new Conversation, update the details of a Conversation, delete a Conversation, and close a Conversation. Each of these functions are described below.

View Conversations **1104***a*—For each Conversation, the MCMS application **20** may provide the User the one or more of the following attributes: the name of the Conversation, the actual start time, the last activity, Tags, duration, and the list of Participants. For each Participant, the name and/or phone number, status (live, other call, in past, catch-up-mode, offline-reachable, offline-unavailable.)

Create a Conversation **1104***b*—A User creates a Conversation through the interface **110** by inputting a Conversation name, a list of Contacts, and an optional scheduled start time. If no start time is designated, it is assumed the start time is immediate. In response, the MCMS application **20** creates a new Conversation in the database **22**, associating records for each Participant on the Contacts list. The MCMS application **20** also creates in the database **22** Participant records for each User on the Contact list, allowing the caller to receive the presence information of the others on the Contact list. If the Conversation is scheduled, the MCMS application **20** starts the Conversation at the designated time. Otherwise, the Conversation starts right away.

Update Conversation Details **1104***c*—The User may make changes to a Conversation through the user interface **110**. For example, Participants may be added or removed. Any change in status of the participants is updated in the MCMS database **22**.

Delete a Conversation **1104***d*—A User may delete a specific Conversation from their list of Conversations through the interface **110**. In response, the MCMS application **20** notes the change in the database **22**, and designates the Conversation as deleted.

Close a Conversation **1104***e*—A User may elect to terminate or close a Conversation. In one embodiment, only the User that creates a Conversation can elect to terminate that Conversation.

K.3 Aggregate Conversation List Management

As illustrated in FIG. **11**C, the aggregate conversation list management **1106** is a set of functions that allow a User to engage in multiple Conversations (i.e., the User's aggregate conversation list). The aggregate conversation list management functions allow a User, through the interface **110** on their device, to participate in one Conversation "live", while participating in other Conversations in a time-shifted mode.

Chose Conversation **1106***a*—Through the interface **110**, a User may select one Conversation among the User's aggregate conversation list as current. The Messages of the current Conversation may be rendered in either the "live" or time-shifted modes. The User may switch the current conversation among the aggregate conversation list from time-to-time.

Switch Conversations Modes **1106***b*—In an optional embodiment, a User may be able to switch from the MCMS, MCMS-C and MCMS-S modes of operation.

K.4 Conversation Participation

As illustrated in FIG. **11**D, conversation participation **1108** is a set of functions that allow a User to start a Conversation, receive a notification to join a Conversation, obtain Conversation status information, and hang up on a Conversation.

Start a Conversation **1108***a*-After a Conversation has been created, either by the User through the interface **110** or the scheduler in the MCMS application, the status of each Participant is checked. If a Participant is offline, then an effort is made to contact that person. If a Participant is online but engaged in another Conversation, then the MCMS application **20** notifies that Participant. The presence status of all online Participants is updated in the database **22**.

Receive a Notification **1108***b*—The system may notify a User that their attention has been requested on a Conversation through a graphic display and/or audible notification via the user interface **110**.

Conversation Status **1108***c*—A user may request the status of a Conversation through the interface **110** of their Device **13**. In response, the MCMS application **20** assembles the status information stored in the database **22** and presents the information to the User.

Conversation Pause **1108***d*—Through user interface **110**, a User may hang up or switch away from an active Conversation. In response, the MCMS application **20** updates the User's participant status for active Conversations in the database **22** and directs the Store and Stream module **24** to remove the User from the Conversation.

K.5 Conversation Controls

As illustrated in FIG. **11**E, conversation control **1110** is a set of functions that allow a User to control their participa-

tion in a Conversation. These functions allow a User to catch-up-to live, skip to the Head, jump to a past location, pause, play faster and play slower when Reviewing the Messages of a Conversation. Each of these functions is triggered by the User through the interface **110** on the Device **13**.

Catch-up-to-live **1110***a*—A User may Catch Up To Live in an ongoing Conversation using the "CTL" function. When this function is activated, the MCMS application **20** checks the last point in the Conversation the User has reviewed and directs the Store and Stream module **24** to render the Messages not previously heard, using a faster than normal rendering option designated by the User, and to seamlessly transition to live mode when it reaches the head.

Jump to Head **1110***c*—This function enables a User to jump to the Head of a Conversation, skipping over any intervening Messages between the current point of the User in the Conversation and the Head. When implemented, the MCMS application **20** instructs the Store and Stream module to immediately render the Messages at the Head of the Conversation. (If the Head of the Conversation is currently live this is called Jump to Live (JTL).

Jump to past **1110***d*—This function enables a User to jump back to a previous Message or point in the Conversation, similar to a rewind or replay function. When implemented, the MCMS application **20** instructs the Store and Stream module **24** to render Media starting from the rewind point.

Pause **1110***e*—This function enables the User to pause the Reviewing of the Messages of a Conversation. In response, the Store and Stream module **24** stops the rendering of Messages until another command is issued.

Play faster **1110***f*—This function enables a User to render Messages more quickly. In response, the Store and Stream module **24** renders the Messages at a faster rate than normal. The rendering rate may be either specified by the User or the User may select from a number of preset options.

Play slower **1110***g*—This function enables a User to render Messages more slowly. In response, the Store and Stream module **24** renders the Messages at a slower rate than normal. The rendering rate may be either specified by the User or the User may select from a number of preset options.

K.6 Contact Management

As illustrated in FIG. **11**F, the system **10** provides the User with a host of functions for managing Contact lists and user Groups. These functions include the adding, editing, deleting Contacts and user Groups. Each of these functions are implemented by a User though the interface of their Device **13**. Any revisions or deletions in a User's Contact list or Group list is stored in the MCMS database **22**.

Add a Contact **1112***a*—This function enables a User to add a new Contact to their contact list. The new Contact can be either a registered User or an external contact. Typically the name, phone number(s), type of number (cell, office, home, computer, etc.), email address and other personal information are provided for each contact record.

Edit a Contact **1112***b*—This function enables a User to edit or update an existing contact record.

Delete a Contact **1112***c*—This function enables a User to remove or delete an existing contact record.

Search for a Contact **1112***d*—This function enables a User to search for a specific Contact in their contact list. The search may be conducted using a number of criteria, such as name, phone number, most recently called, most frequently called, Group, etc.

Get a Participant list **1112***e*—This function enables a User to search and retrieve a list of Participants of a Conversation by a number of different search criteria, including for example by name, most recent outgoing calls, most recent incoming calls, most frequently called, etc.

Authorize a caller to review status **1112***f*—This function enables a first User to authorize other Users to view the first User's status. Non-authorized Users may not view the status of the first User.

Create a Group of Contacts **1112***g*—This function enables a User to associate a number of Contacts into a Group. When a User defines a Group, the list of Contacts in that Group are stored in the MCMS database **22**.

Edit a Contact Group **1112***h*—This function enables a User to edit a Group, or update the contact information for a member of the Group.

Delete a Contact Group **1112***i*—This function enables a User to delete a Group.

L. MCMS OPERATION

L.1 MCMS-C

As noted above, the MCMS-C operation is similar to MCMS, with the added feature of enabling Users to manage and participate in multiple conversations consecutively through a hierarchical system of Priorities and the time-shifting of Messages, which are automatically managed by the system Implementing the MCMS-C functionality includes three basic processes. As illustrated in FIG. **12**A, the first process involves defining a set of Conversations for consecutive rendering. Once the list is defined, a hierarchical set of Priorities and other factors are applied to the indexed media payloads associated with the set of Conversations. The indexed media payloads are then sequenced into a sequencing order. By rendering the media in the sequence order, the Messages of the set of Conversations are consecutively rendered.

Referring to FIG. **12**A, a flow chart illustrating the steps for defining the list of Conversations to render consecutively is shown. In the initial step **1202**, the User's aggregate list of Conversations is defined. Either the User or pre-configuration data (step **1204**) is next used to select the Conversations among the aggregate list for consecutive rendering (step **1206**). With a tactical communication system for example, typically pre-configuration data is used to impose the Conversations to be consecutively rendered. With non-tactical applications, the User is typically given a higher degree of flexibility to select the Conversations for consecutive rendering.

Referring to FIG. **12**B, a flow chart illustrating the steps for defining hierarchical set of priorities for rendering the Messages of consecutive Conversations is illustrated. In the initial step (**1208**), a set of priority rules are defined and applied to the list of Conversations to be rendered consecutively (**1206**). In various embodiments, the set of priority rules may range from a rigid, hierarchical communication protocol to a highly flexible communication protocol. For example in a tactical communication system where a rigid hierarchy is often desirable, the set of priority rules will preferably impose a specific order in which concurrent Messages are rendered. For example with a first-responder tactical system, Messages from a fire chief may be given the highest priority. The next level of priority may be given to fire fighters inside a burning building. At the next level, priority may be given to fire fighters outside the building, etc. By defining a rigid priority, the current Messages of those supervising the efforts to fight the fire, or those in harm's way, are rendered ahead of those performing a less critical role. With non-tactical communications, a User may

be given a great deal of flexibility to define their own priority scheme to meet personal needs. A sales executive may for example define a priority scheme listing consecutive Conversations with clients from the most important to the least important. Or a User may prioritize consecutive Messages among family and friends. Regardless of the scheme used, a priority list for consecutive Conversations is defined (step **1210**) in this process.

Referring to FIG. **12**C, a flow diagram illustrating the construction of a queue of Messages received from the various consecutive Conversations is illustrated. In the initial step, the availability of non-rendered indexed media payloads of Messages (i.e., media streams) is continually detected (step **1212**) for each of the Conversations to be consecutively rendered. The priority hierarchy is applied to the available indexed media payload streams (step **1214**). Based at least partially on the priority hierarchy, and possible other parameters as mentioned below, the available indexed media payloads are arranged into a sequence order (step **1216**). The indexed media payloads are then continuously rendered in the sequence order (step **1218**). By continuously repeating the above-described process, the Messages of multiple Conversations are consecutively rendered.

In one embodiment, the sequencing order is based either partly or fully on the priority hierarchy. In alternative embodiments, other parameters in addition to the hierarchy and availability may be considered as well. For example, the sequence order may be defined using one or more parameters such as the switching costs associated with interrupting a currently rendered stream of indexed media payloads with the indexed media payloads of a higher priority Conversation, the quality of the available streams of indexed media payloads, the relative time the indexed media payloads were received, a shuffling order, or from input of a controller of the system.

Typically when conflicts between the Messages of different Conversations occur, the indexed media payloads first in sequence order are rendered while the rendering of other available indexed media payloads are paused or delayed. When there no conflicts, indexed media payloads are immediately rendered as they become available.

In yet another embodiment, the Messages of the consecutively rendered Conversations may be optionally reviewed in a time-shifted mode. If the User of the first communication device generated any Media associated with the consecutively rendered Conversations, that media is indexed and stored in the PIMB **30** of the Device as well as the PIMB(s) **85** of the Servers **16** on the network. Thus when a Conversation is reviewed in the time shifted mode, the User has the option of reviewing just the incoming Messages associated with the Conversation, or both the incoming Messages as well as the Media created by the first User associated with the Conversation in time index order.

L.2 MCMS-S Operation

In the MCMS-S or simultaneous mode, a User of a Client **12** enabled Device **13** may define a set of Conversations for simultaneous rendering. Once the set of Conversations is defined, the indexed media payload streams associated with the set of Conversations are simultaneously rendered on the Device **13**, regardless if they overlap or not. In alternative embodiments, the User may optionally render the received indexed media payloads from the set of media streams separately. The indexed media payloads of the simultaneous Conversations may also be optionally rendered in near real-time or in the time-shifted mode.

L.3 MCMS, MCMS-C and MCMS-S Examples

In FIGS. **13**A through **13**D, a series of diagrams illustrating the attributes of a Conversation and the operation of MCMS, MCMS-C and MSMS-S is illustrated.

In FIG. **13**A, a time diagram illustrating the sequence of rendering the indexed media payloads of the Messages of a Conversation labeled "A" between a User "X" and two other users, designated "Y" and "Z". In this example, Media is generated by user Y during the time intervals designated by t**1**, t**5**, **56**, t**7** and t**9**. Media is generated by user Z during the time intervals designated t**3**, t**6** and t**9** through t**10**.

The rendering sequence at the Device **13** of User X is illustrated at the bottom of the figure. During intervals t**1**, t**5**, and t**7**, Media derived only from Y is rendered. During intervals t**3** and t**10**, only Media derived from Z is rendered. In intervals t**6** and t**9**, Media from both Y and Z is rendered. In intervals t**2**, t**4** and t**8**, nothing is being rendered because neither users Y or Z are generating Media during these periods. It should be noted that intervals t**1** through t**10** are not intended to mean fixed time intervals, but rather, just periods of time when Media is being generated.

The diagram of FIG. **13**A is useful in illustrating the attributes of Conversations. When one user is generating Media (either Y or Z), that Media is received at the Device **13** of X and is available for rendering. When both users X and Y are generating Media, both Media streams are received at Device **13** of X and is available for Mixing. When neither user X or Y is generating Media, no Media is received at Device **13** of X. As noted above, User X has the option of Reviewing the Media generated during Conversation A in either the near real-time or time-shifted modes. Also the User X has the option of Reviewing the Media in the Mixed format as illustrated, or to separately Reviewing the Media from Y and Z in the time-shifted mode.

FIG. **13**B illustrates the operation of MCMS. In this example, the User is Participating in three Conversations, designated A, B and C. For Conversations A, B, and C, the User either generates or receives Messages designated (A**1**, A**2**, A**3**, and A**4**), (B**1**, B**2** and B**3**) and (C**1** and C**2**) respectively. The timing and duration of each Message is indicated by the starting point along the time-line. It is useful to note that in this example, all of the Messages overlap in time to some degree, except Message B**2**.

With the MCMS application, the User selects one Conversation as current. For the selected Conversation, the User may Review incoming Messages and generate Messages which are transmitted to the other Participants of the Conversation. In this example, the User selects in order Conversation B, C and A as current respectively. The Message sequence is therefore initially B**1**, B**2**, and B**3**, followed by C**1** and C**2**, and then finally A**1** through A**4**. Again, while a particular Conversation is selected as current, the User may transition between the near real-time and the time-shifted modes and back again. The final rendering as illustrated in the diagram is not intended to correspond in timing of the received Messages as illustrated in the top portion of the diagram. Rather the lower portion of the diagram is intended to show only the rendering order of the Messages, based on Conversation order selected by the User.

The example of FIG. **13**B is thus useful in illustrating the attributes of the MCMS application. A User selects one Conversation as current. The other Conversations are paused. The User may also transition the current Conversation among all the Conversations at any time.

Referring to FIG. **13**C, a diagram illustrating the operation of MCMS-C is illustrated. In this example, the User is Participating in two consecutive Conversations, A and B.

With Conversation A, three Messages are received A**1**, A**2**, and A**3**. With Conversation B, three Messages are received B**1**, B**2** and B**3**. It is useful to note that with this example, Message B**1** conflicts with Messages A**1**. Also Conversation A has a higher priority that Conversation B.

During the consecutive rendering of the two Conversations, the higher priority Messages A**1** and A**2** are first rendered in near real-time, as represented by the vertical dashed lines in the figure. Since there is a relatively large time gap between Messages A**2** and A**3**, this space is filled by time shifting and rendering Messages B**1** and B**2**. When A**3** arrives, it is rendered in near real-time, while Message B**3** is rendered only after the higher priority Message A**3** is rendered. By time-shifting rendering of the lower priority Messages between the higher Priority Messages, consecutive multiple conversations can be managed. It should be noted that in this simple example, priority is the only parameter used to determine the consecutive order for rendering. As noted above, a number of other parameters may be used as well.

Referring to FIG. **13**D, a diagram illustrating MCMS-S is illustrated. In this example, a User is engaged in three simultaneous Conversations, A, B and C. The Messages A**1**, A**2** and A**3**, B**1**, B**2** and B**3**, and C**1** and C**2** are received for each Conversation A, B and C are shown in the diagram respectively. With the MCMS-S, the incoming Messages are rendered at a recipients Device **13** as they are received. The rendering sequence of the Messages of the three Conversations A, B and C, as illustrated in the lower portion of the diagram, are therefore the same as when the Messages were received. In this manner, multiple Conversations may be simultaneously rendered.

In the aforementioned examples, several variations of the MCMS application were described, including MSMS-C and MCMS-S. Regardless of the specific type of MCMS application used, they all share several common characteristics. In each case, the Conversations are defined by a threaded sequence or organization of Messages. The Messages are segmented from a stream of Media, with each Message given a sequence identifier and indexed by the time the Media was created. Depending on the variation of the MCMS application, Messages can be rendered in accordance with one or more rendering options. The rendering options include, in one form or another, the filtering, grouping overlapping and/or serialization of Messages, using anywhere from zero to a plurality of different attributes. In this manner, multiple Conversations, each including a string of Messages, can be conducted on a single Client **12** enabled Device **13**. Lastly, each of the variations of MCMS may handle the receipt of interrupt Messages in the same way. When an interrupt Message is received, it typically takes precedent over and is rendered before other Messages belonging to other Conversations.

M. CLIENT AND SERVER HARDWARE

Referring to FIG. **14**A, a block diagram **140** illustrating the hardware of a Device **13** used for storing and executing the Client application **12** is shown. The hardware includes a CPU **142**, main memory **144** and mass storage **146**. As is well known in the art, the Client application **12** is loaded and stored in main memory **144** and mass storage **146** and executed by the CPU **142**.

Referring to FIG. **14**B, a block diagram **150** illustrating the hardware of a Server **16** used for storing and executing the server application **78** is shown. The hardware includes a CPU **152**, main memory **154**, mass storage **156**, and the archive **89**. As is well known in the art, the server application **78** is loaded and stored in main memory **154** and mass storage **156** and executed by the CPU **152**. As noted above, indexed media payloads of one or more Users are stored in the archive **89**.

Although many of the components and processes are described above in the singular for convenience, it will be appreciated by one of skill in the art that multiple components and repeated processes can also be used to practice the techniques of the system and method described herein. Further, while the invention has been particularly shown and described with reference to specific embodiments thereof, it will be understood by those skilled in the art that changes in the form and details of the disclosed embodiments may be made without departing from the spirit or scope of the invention. For example, embodiments of the invention may be employed with a variety of components and should not be restricted to the ones mentioned above. It is therefore intended that the invention be interpreted to include all variations and equivalents that fall within the true spirit and scope of the invention.

What is claimed is:

1. A live video messaging system implemented on a communication network, comprising:

a first client communication device; and

a node on the communication network,

wherein the first client communication device is configured to:

(a) create a video message, the video message having (i) identifier information for a recipient of the video message and (ii) video media created using the first client communication device and associated with the video message;

(b) transmit the video media of the video message to the node on the communication network, as the video media is created, the video media transmitted by the first client communication device (i) without first establishing an end-to-end connection over the communication network with a second client communication device associated with the recipient and (ii) regardless of whether the second client communication device is connected to or not connected to the communication network,

wherein the node on the communication network is configured to:

(c) ascertain an address on the communication network for the second client communication device from the identifier information,

(d) persistently store video media of the video message as the video media is received over the communication network from the first client communication device; and

(e) route the video media of the video message to the second communication device using the ascertained address;

wherein the second client communication device is configured to:

(e) render the video media of the video message as the video media is routed by the node on the communication network to the second communication device, the rendering of the video media occurring substantially live as the video media is transmitted by the first communication device and routed over the communication network.

2. The live video message system of claim **1**, wherein the second communication device is further configured to render

the video media of the video message substantially live after receiving a positive response to a notification.

3. The live video messaging system of claim **1**, wherein the first communication device is further configured to start the transmission of the video media to the node independent of the node determining the address associated with the second client communication device.

4. The live video messaging system of claim **1**, wherein the node is further configured to resolve the identifier information for the recipient into an IP address for the second communication device based on a lookup result of the identifier information.

5. The live video message of claim **1**, wherein the node is further configured to forward the video message to the second communication device out of persistent storage in response to a request from the second communication device.

6. The live video messaging system of claim **1**, wherein the recipient can optionally render at the second communication device the video media of the video message in a live mode or a time shifted mode.

7. The live video messaging system of claim **1**, further comprising storing the video media of the video message at the first communication device.

8. The live video messaging system of claim **1**, further comprising storing the video media of the video message at the second communication device.

9. The live video messaging system of claim **1**, wherein the video media of the video message is rendered substantially live by the second communication device as transmitted by the first communication device, delayed only by the inherent latency on the communication network.

10. A method for implementing a live video messaging system on a communication network, comprising:

arranging for the downloading and execution of an application to a first client communication device; and

maintaining a node on a node on the communication network,

wherein the application on the first client communication device enables a sending user to:

(a) create a video message, the video message having (i) identifier information for a recipient of the video message and (ii) video media created using the first client communication device and associated with the video message; and

(b) transmit the video media of the video message to the node on the communication network, as the video media is created, the video media transmitted by the first client communication device (i) without first establishing an end-to-end connection over the communication network with a second client communication device associated with the recipient and (ii) regardless of whether the second client communication device is connected to or not connected to the communication network,

wherein the node on the communication network is configured to:

(c) ascertain an address on the communication network for the second client communication device from the identifier information;

(d) persistently store the video media of the video message as the video media is received over the communication network from the first client communication device; and

(e) route the video media of the video message to the second communication device using the ascertained address.

11. The method of claim **10**, further comprising:

arranging for the downloading and execution of the application to the second client communication device,

the application including rendering options that enable the recipient to render the video media of the video message as the video media is routed by the node on the communication network to the second communication device, the rendering of the video media occurring substantially live as the video media is transmitted by the first communication device and routed over the communication network.

12. The method of claim **11**, further comprising configuring the application on the second communication device to render the video media of the video message substantially live after receiving an input from the recipient in response to a notification.

13. The method of claim **11**, further comprising configuring the application at the second communication device to optionally render the video media of the video message in a live mode or a time shifted mode.

14. The method of claim **11**, further configuring the application at the second communication device to store the video media of the video message at the second communication device.

15. The method of claim **10**, further comprising configuring the application on the first communication device to start the transmission of the video media to the node independent of the node determining the address associated with the second client communication device.

16. The method of claim **10**, further configuring the node to resolve the identifier information for the recipient into an IP address for the second communication device based on a lookup result of the identifier information.

17. The method of claim **10**, further configuring the node to forward the video message to the second communication device out of persistent storage in response to a request from the second communication device.

18. The method of claim **10**, further configuring the application at the first communication device to store the video media of the video message at the first communication device.

* * * * *