US010776023B2

(12) **United States Patent**
Johnson et al.

(10) **Patent No.: US 10,776,023 B2**
(45) **Date of Patent: Sep. 15, 2020**

(54) **DATA STORAGE DEVICE WITH CONFIGURABLE POLICY-BASED STORAGE DEVICE BEHAVIOR**

(71) Applicant: **Gaea LLC**, Niwot, CO (US)

(72) Inventors: **Joshua Johnson**, Frederick, CO (US); **Curt Bruner**, Niwot, CO (US); **Jeffrey Reh**, Longmont, CO (US); **Christopher Squires**, Boulder, CO (US); **Brian Wilson**, Zumbro Falls, MN (US)

(73) Assignee: **Gaea LLC**, Niwot, CO (US)

(*) Notice: Subject to any disclaimer, the term of this patent is extended or adjusted under 35 U.S.C. 154(b) by 0 days.

(21) Appl. No.: **15/804,772**

(22) Filed: **Nov. 6, 2017**

(65) **Prior Publication Data**

US 2018/0129439 A1 May 10, 2018

Related U.S. Application Data

(60) Provisional application No. 62/418,510, filed on Nov. 7, 2016, provisional application No. 62/418,561, filed on Nov. 7, 2016, provisional application No. 62/418,687, filed on Nov. 7, 2016, provisional application No. 62/418,693, filed on Nov. 7, 2016, provisional application No. 62/418,696, filed on Nov. 7, 2016, provisional application No. 62/418,717, filed on Nov. 7, 2016, provisional application No. 62/418,724, filed on Nov. 7, 2016, provisional application No. 62/418,730, filed on Nov. 7, 2016, provisional application No. 62/418,742, filed on Nov.

(Continued)

(51) **Int. Cl.**

G06F 12/00	(2006.01)
G06F 3/06	(2006.01)

(52) **U.S. Cl.**

CPC ***G06F 3/0632*** (2013.01); ***G06F 3/0604*** (2013.01); ***G06F 3/068*** (2013.01); ***G06F 3/0658*** (2013.01); ***G06F 3/0665*** (2013.01); ***G06F 3/0673*** (2013.01); *G06F 3/061* (2013.01); *G06F 3/0619* (2013.01)

(58) **Field of Classification Search**

None

See application file for complete search history.

(56) **References Cited**

U.S. PATENT DOCUMENTS

5,596,458 A * 1/1997 Emo G11B 5/00 360/46

6,195,218 B1 * 2/2001 Guttmann G11B 5/012 360/48

(Continued)

Primary Examiner — John A Lane

(57) **ABSTRACT**

In an embodiment, a storage device is provided. A device controller with a memory is coupled with the storage device. The memory stores an application with instructions that direct the controller to receive a storage device policy. The instructions further direct the controller to store content from a storage request in accordance with the storage device policy, and record storage information, including at least a content identifier, to the memory. Subsequent to storing the content, the instructions further direct the controller to retrieve the content according to the storage information received in a storage request. According to an implementation, the instructions further provide instruction to refuse a delete request in accordance to the storage information. According to an implementation, the instructions provide direction to store the storage information at a remote location.

36 Claims, 32 Drawing Sheets

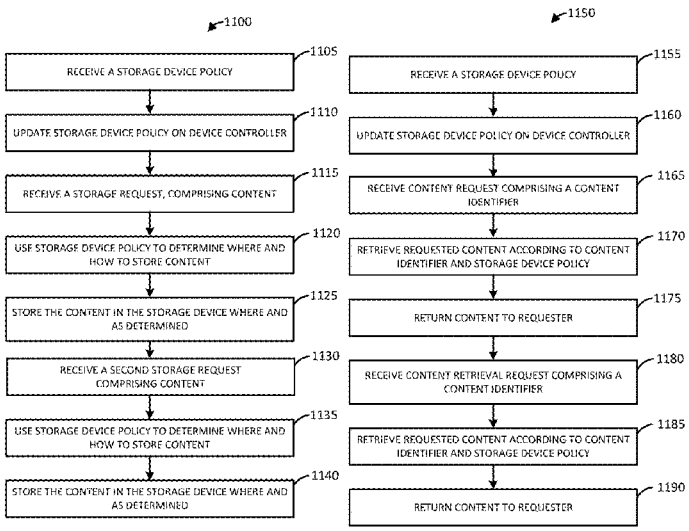

Related U.S. Application Data

7, 2016, provisional application No. 62/418,759, filed on Nov. 7, 2016, provisional application No. 62/418,764, filed on Nov. 7, 2016, provisional application No. 62/418,768, filed on Nov. 7, 2016, provisional application No. 62/418,773, filed on Nov. 7, 2016, provisional application No. 62/418,775, filed on Nov. 7, 2016, provisional application No. 62/418,780, filed on Nov. 7, 2016, provisional application No. 62/418,785, filed on Nov. 7, 2016, provisional application No. 62/448,826, filed on Jan. 20, 2017.

(56) **References Cited**

U.S. PATENT DOCUMENTS

8,151,077 B1 * 4/2012 Bauer G06F 12/0802 711/118
9,280,987 B1 * 3/2016 Bao G11B 20/1217
9,619,429 B1 * 4/2017 Wang G06F 3/06
2002/0036852 A1 * 3/2002 Leow G11B 20/1816 360/31
2004/0174627 A1 * 9/2004 Kim G11B 5/09 360/31
2006/0061356 A1 * 3/2006 Makifuchi G11B 5/455 324/212
2010/0218177 A1 * 8/2010 Miura G06F 8/65 717/170
2014/0172930 A1 * 6/2014 Molaro G06F 11/1076 707/827
2015/0052167 A1 * 2/2015 Olster G06F 16/2471 707/769
2016/0313943 A1 * 10/2016 Hashimoto G06F 3/0659
2018/0121136 A1 * 5/2018 Ishiyama G11C 8/12
2018/0260154 A1 * 9/2018 Dronamraju G06F 3/068
2018/0349035 A1 * 12/2018 Ellis G06F 3/0673

* cited by examiner

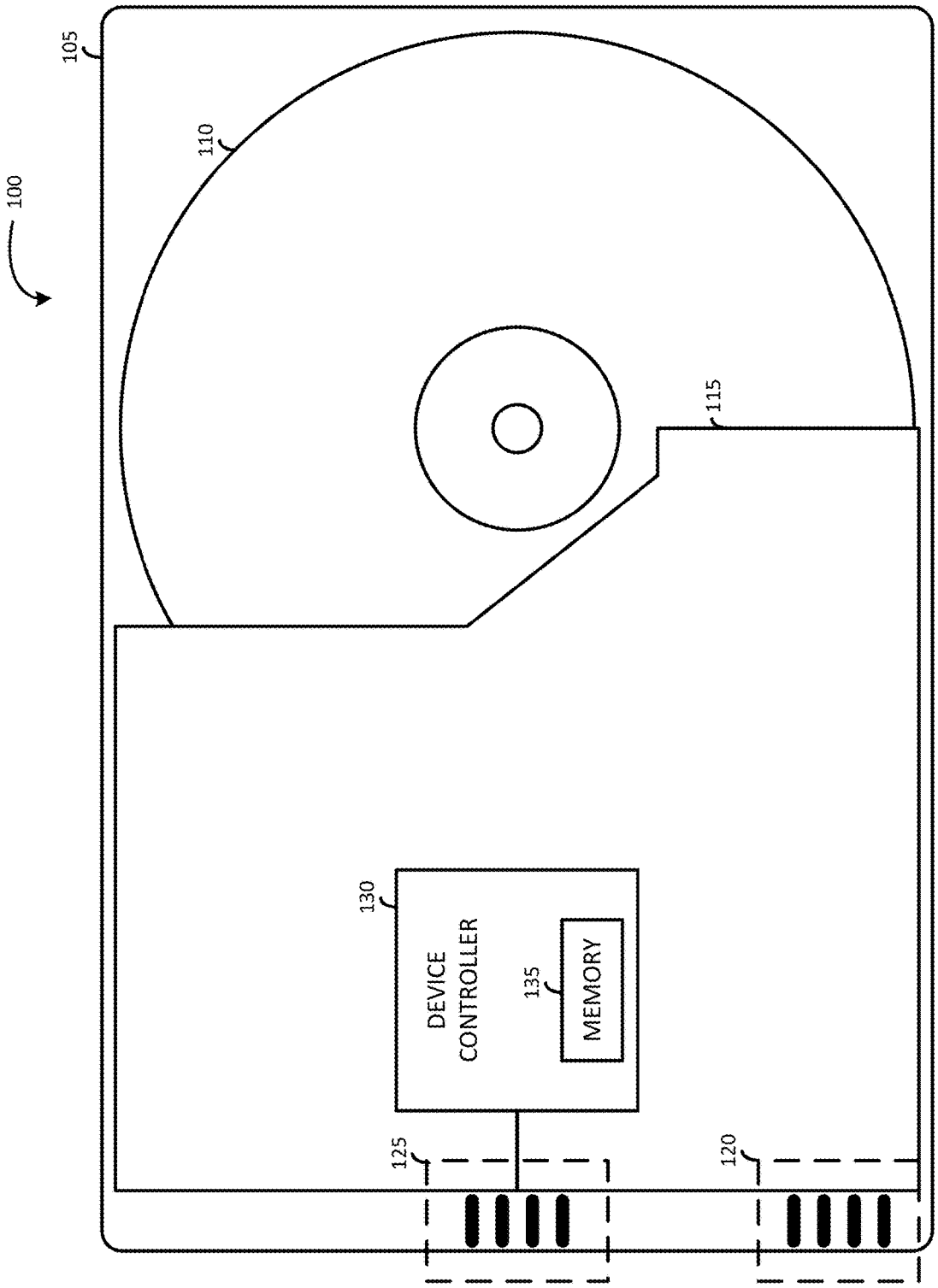

FIG. 1A

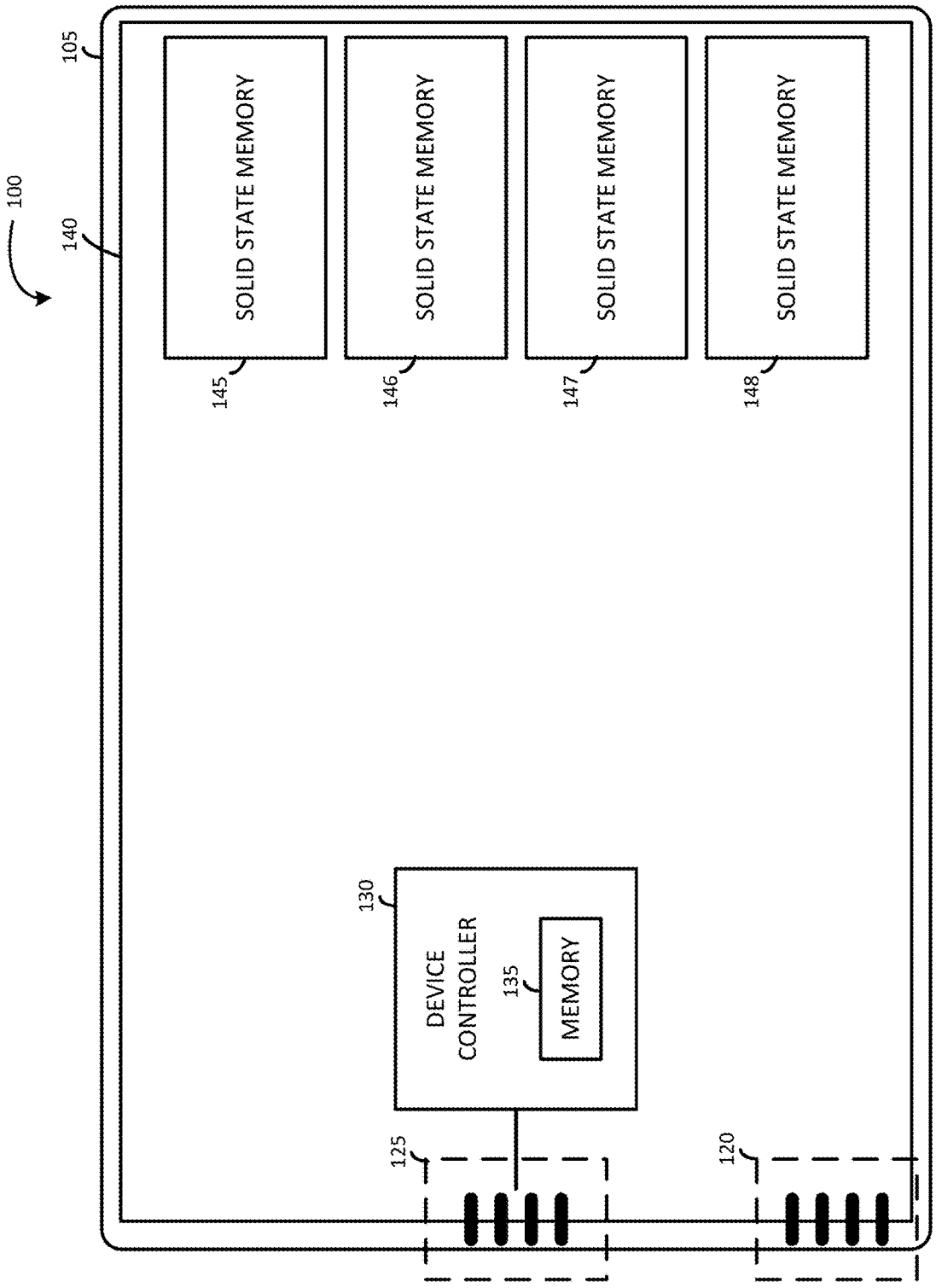
100
105
140
SOLID STATE MEMORY
SOLID STATE MEMORY
SOLID STATE MEMORY
SOLID STATE MEMORY
145
146
147
148
130
DEVICE CONTROLLER
135
MEMORY
125
120

FIG. 1B

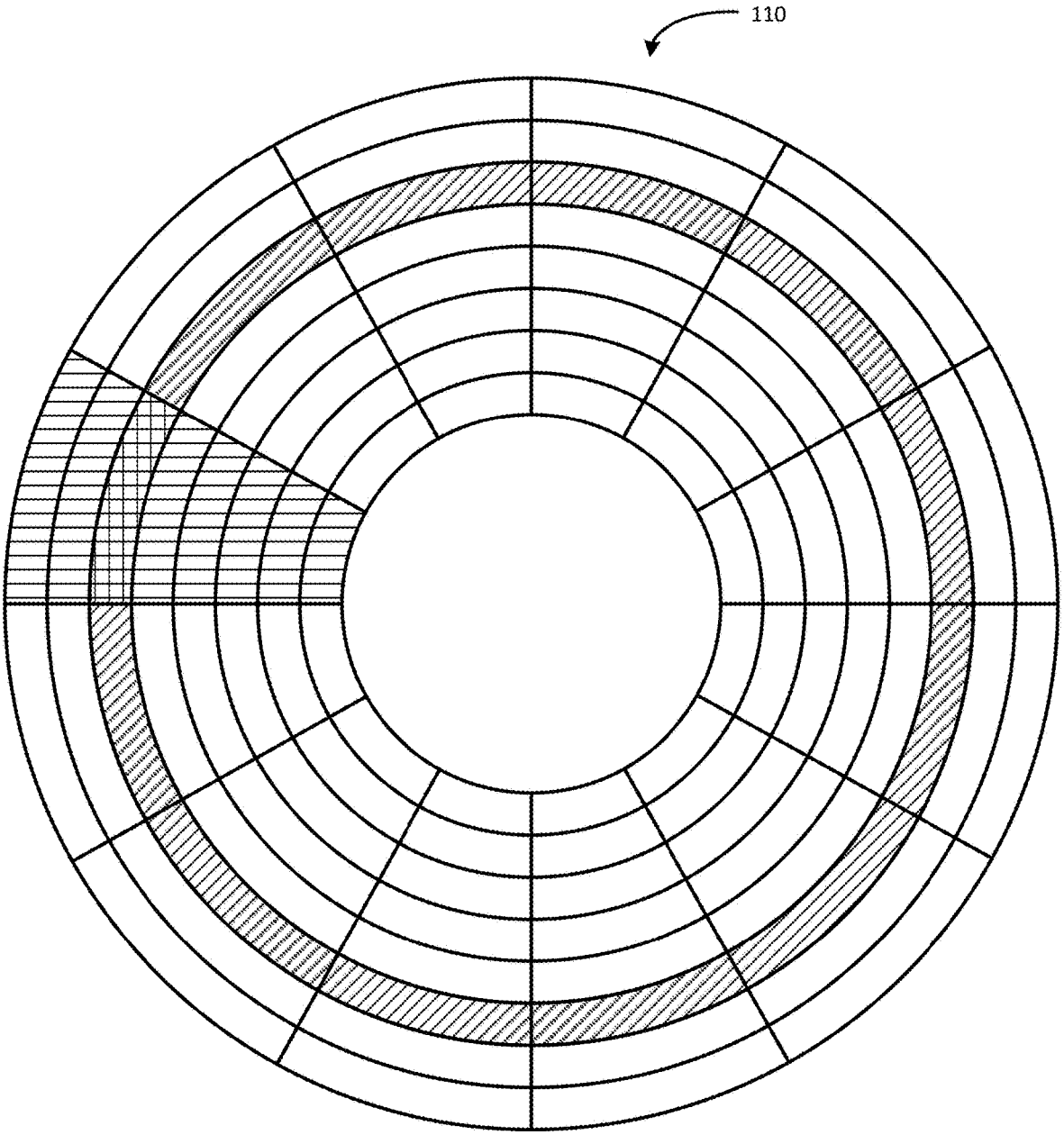

FIG. 2A



FIG. 2B

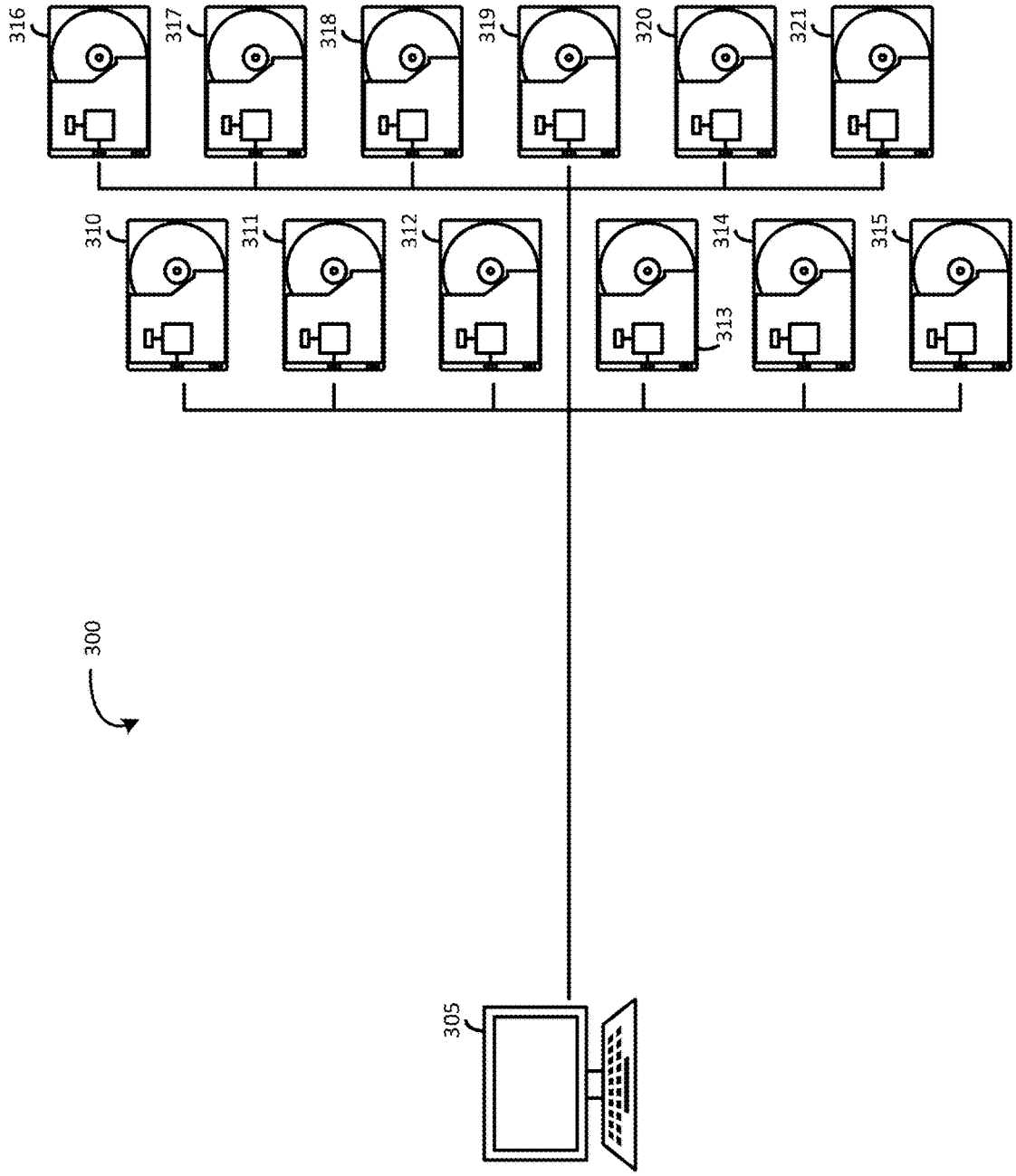

FIG. 3

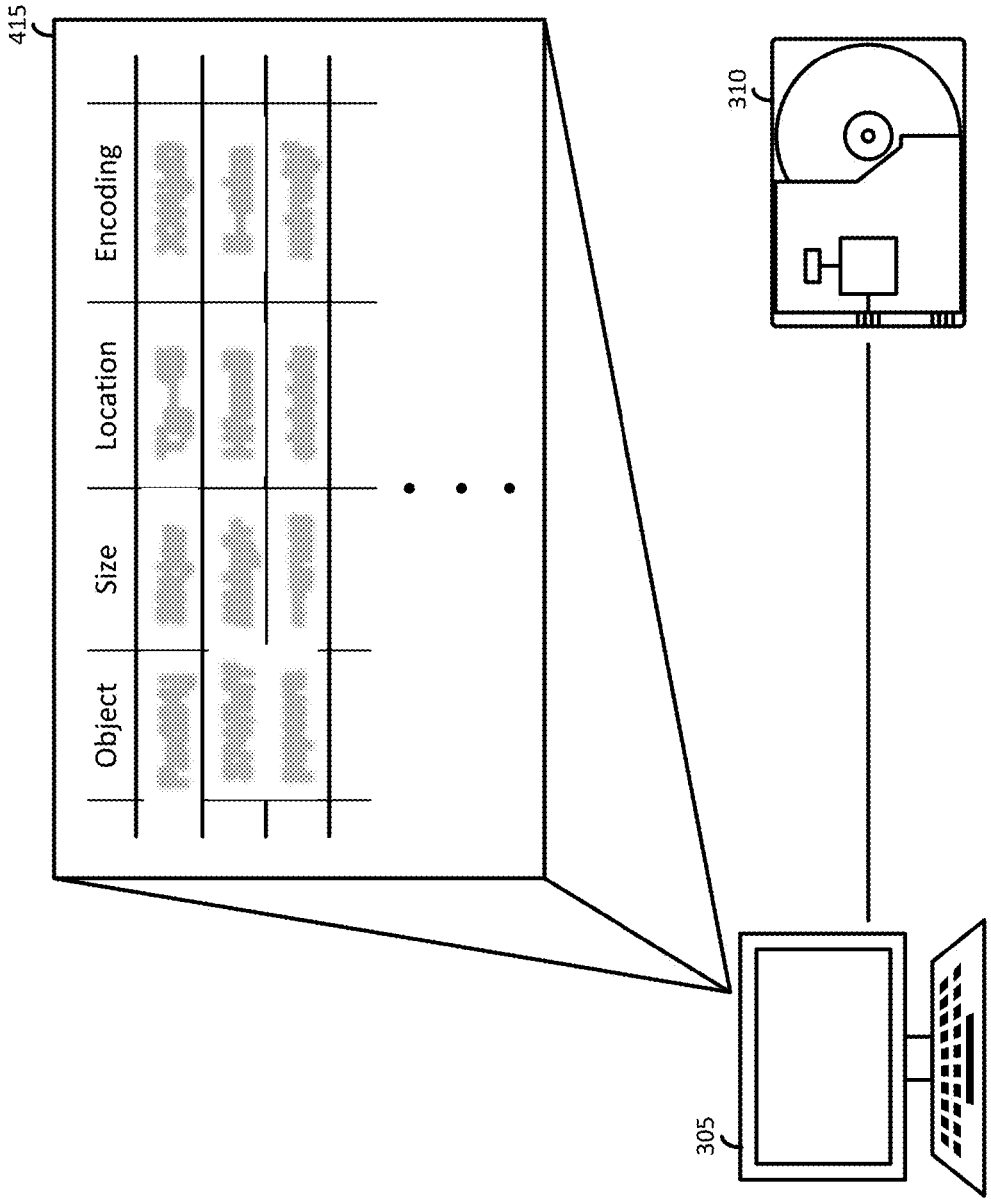

FIG. 4A

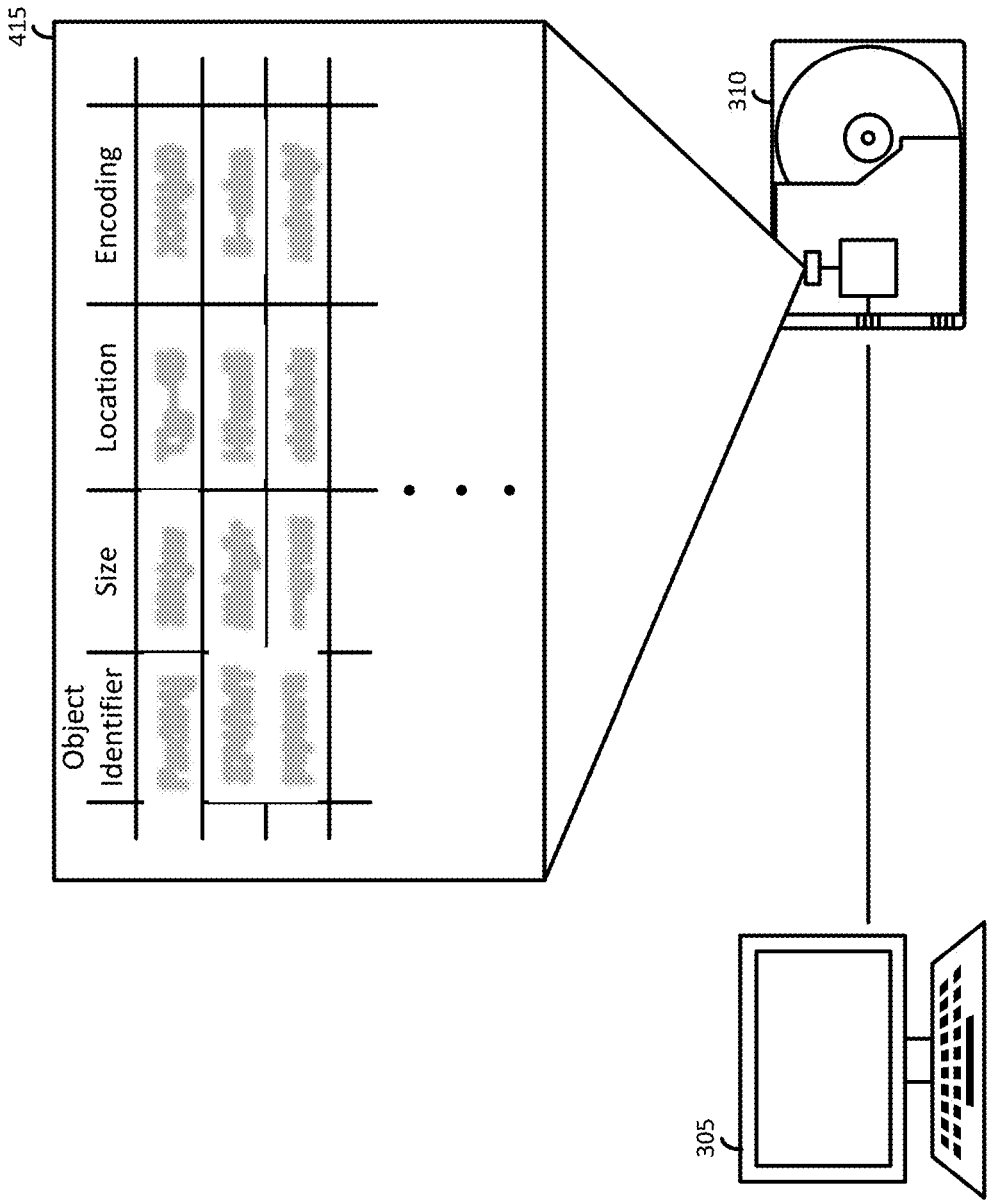

FIG. 4B

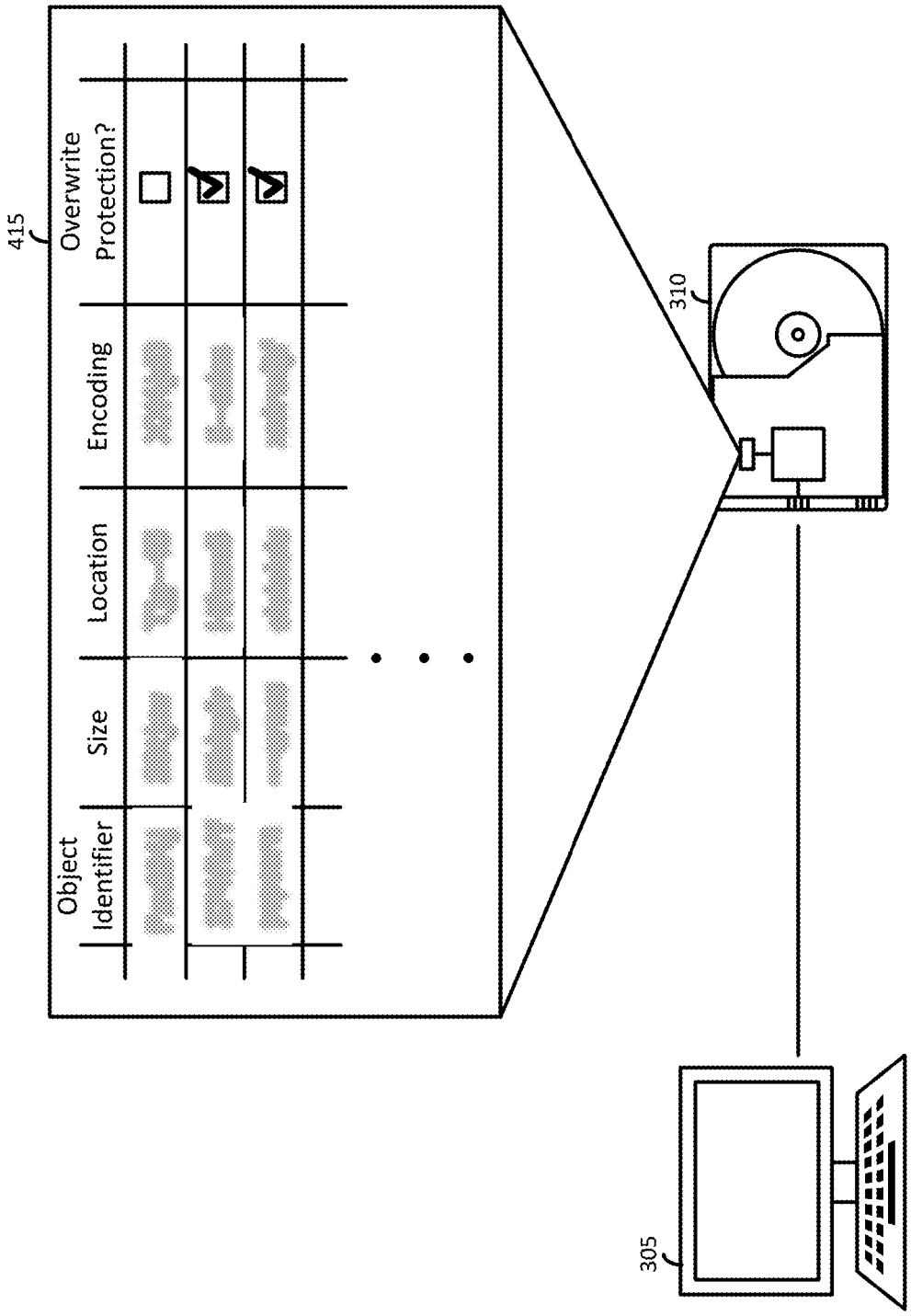
415
Object Identifier
Size
Location
Encoding
Overwrite Protection?
310
305

FIG. 4C

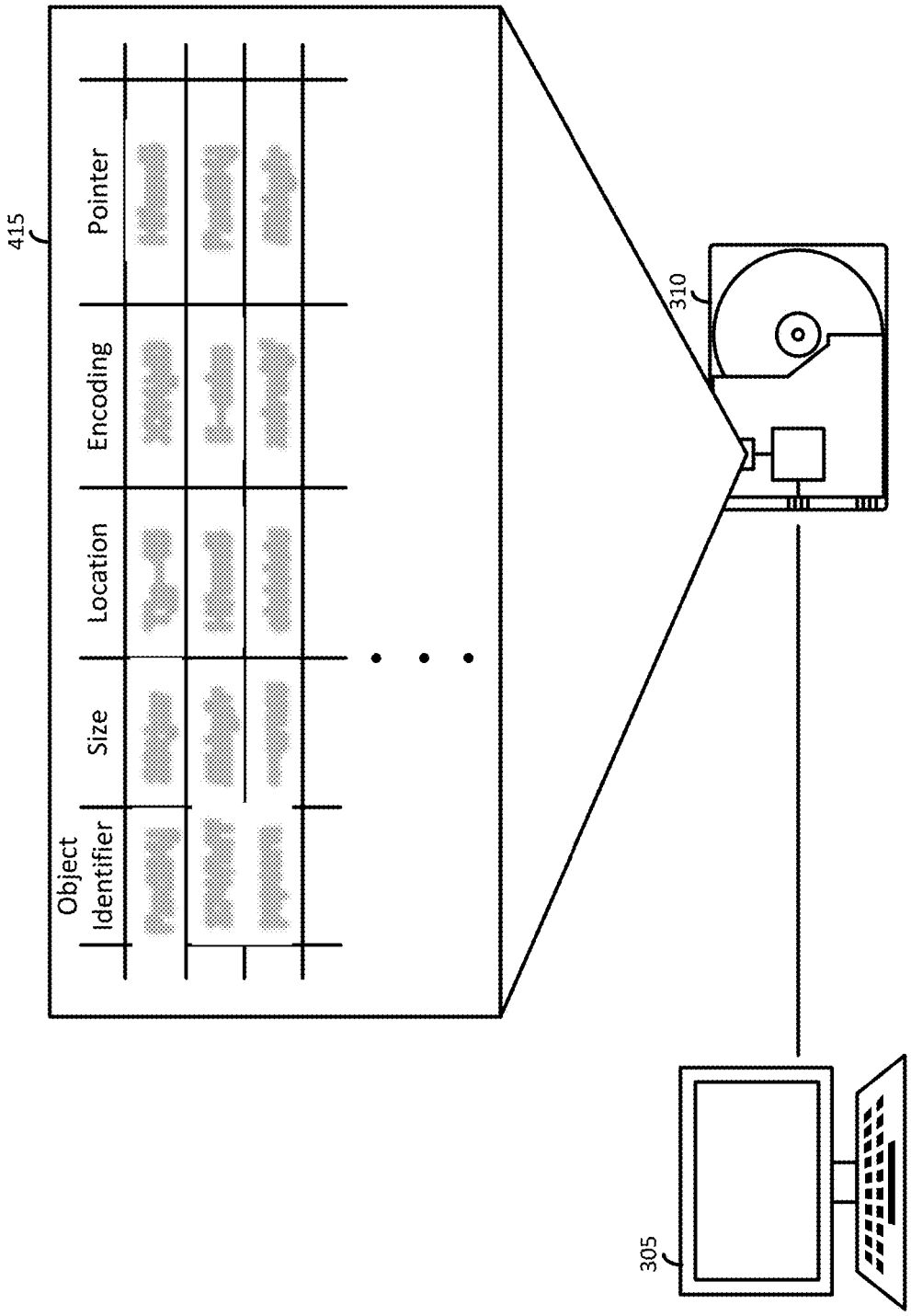
415
Object Identifier
Size
Location
Encoding
Pointer
310
305

FIG. 4D

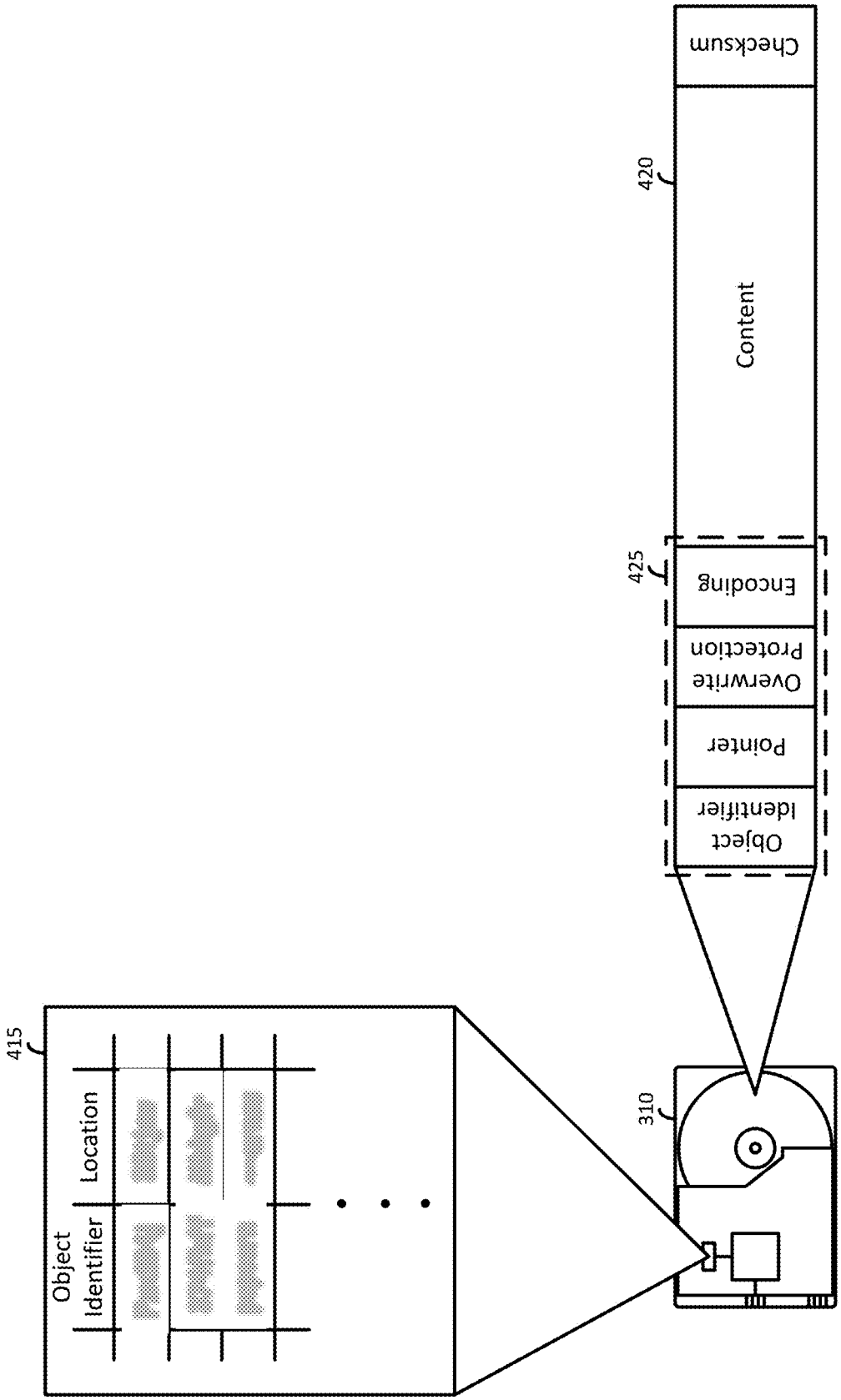
415
Object Identifier
Location
310
Object Identifier
Pointer
Overwrite Protection
Encoding
425
Content
420
Checksum

FIG. 4E

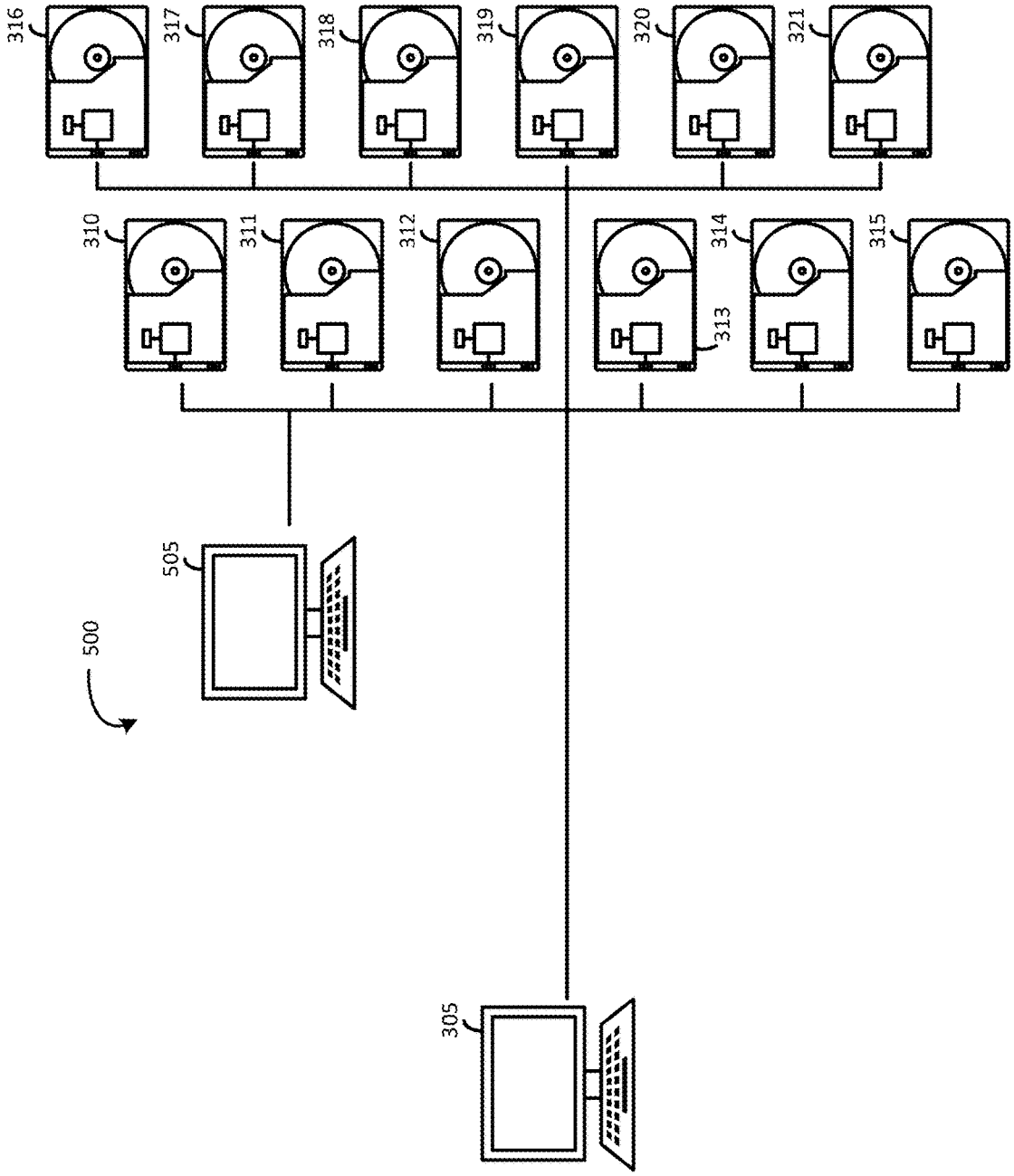

FIG. 5

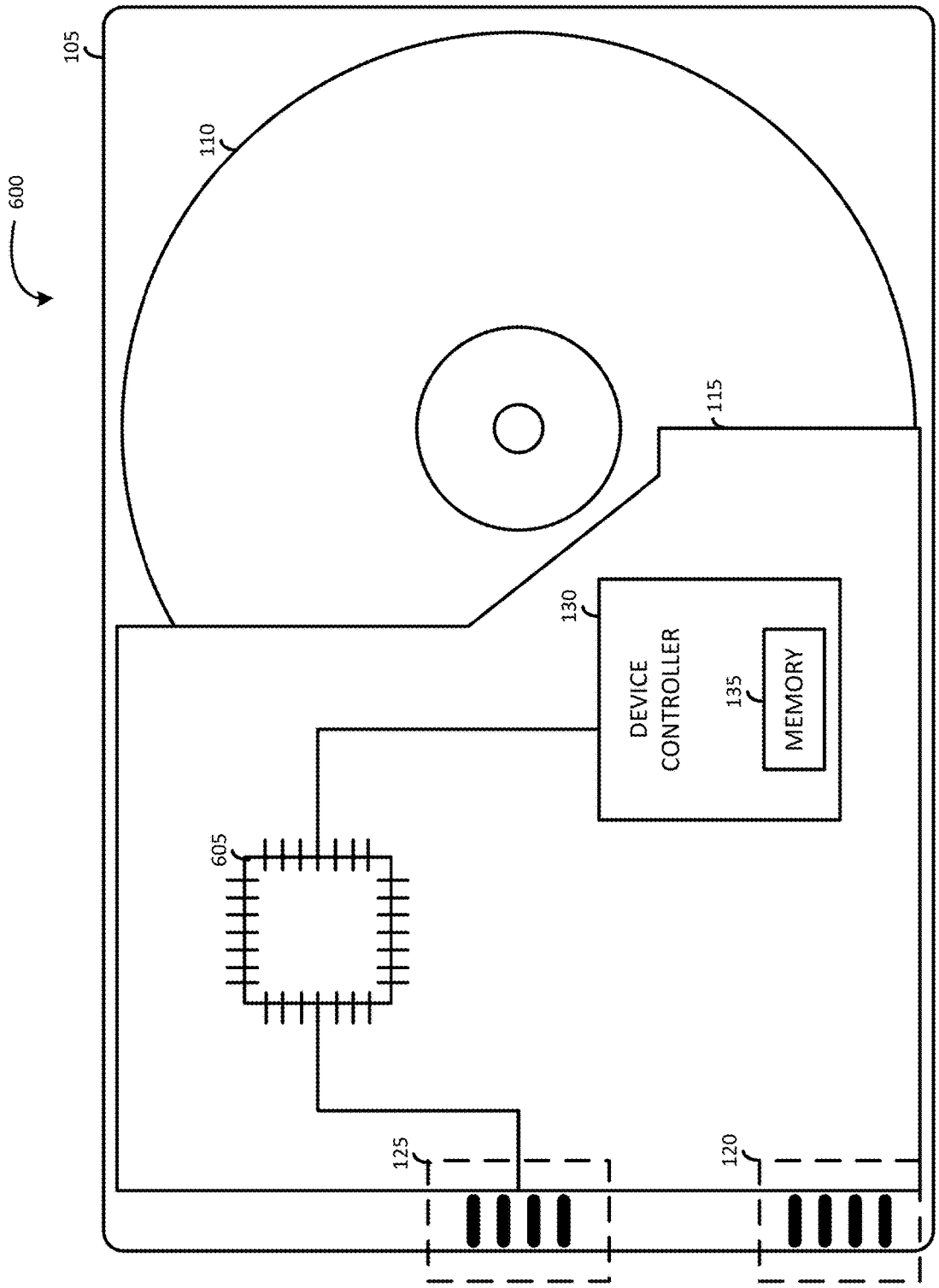

FIG. 6

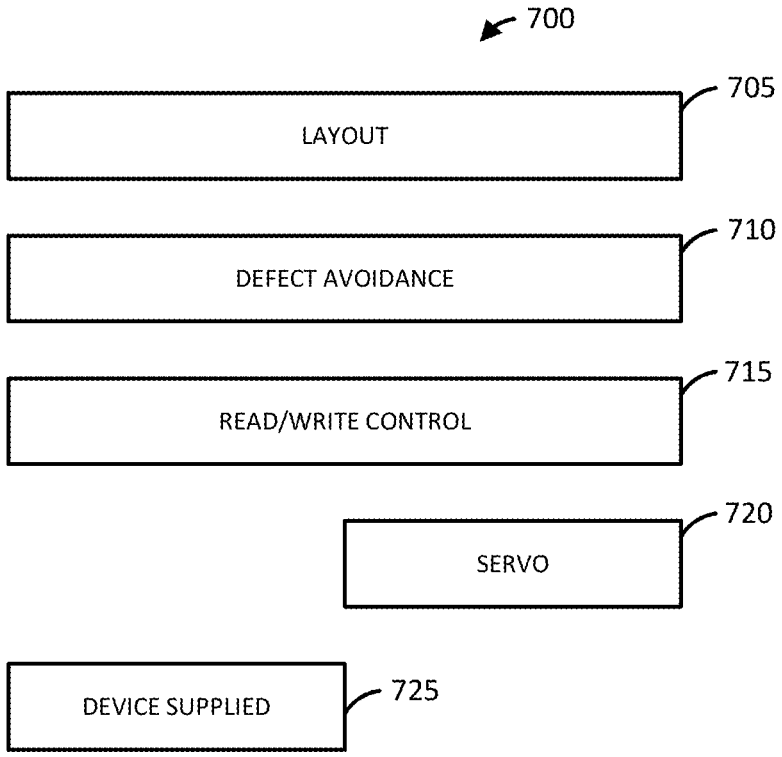
700
705
LAYOUT
710
DEFECT AVOIDANCE
715
READ/WRITE CONTROL
720
SERVO
DEVICE SUPPLIED
725

FIG. 7A

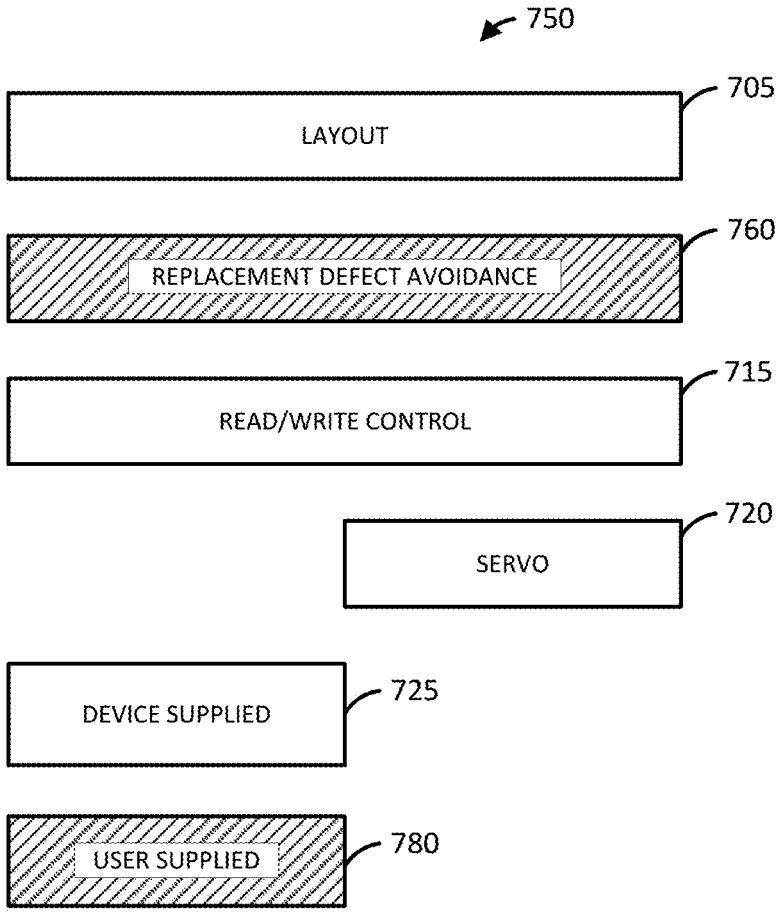
750
705
LAYOUT
760
REPLACEMENT DEFECT AVOIDANCE
715
READ/WRITE CONTROL
720
SERVO
DEVICE SUPPLIED
725
USER SUPPLIED
780

FIG. 7B

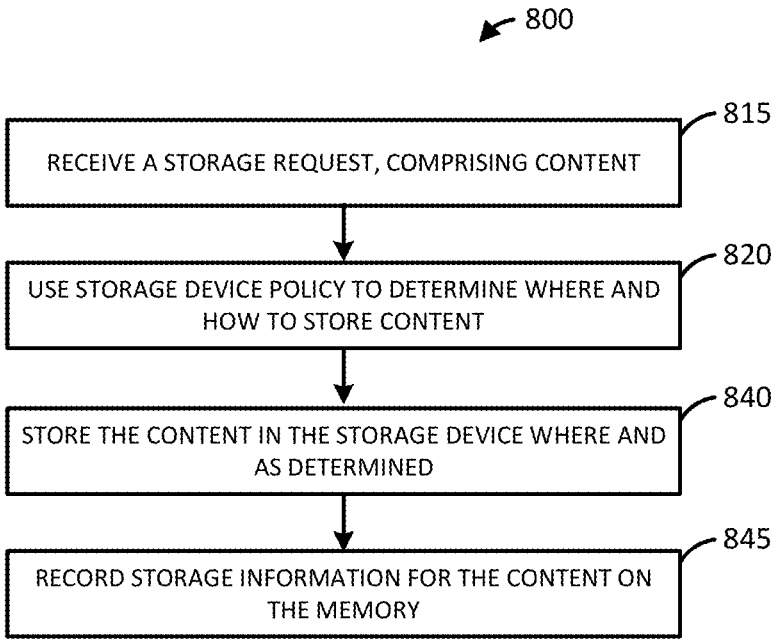
800
815
RECEIVE A STORAGE REQUEST, COMPRISING CONTENT
820
USE STORAGE DEVICE POLICY TO DETERMINE WHERE AND HOW TO STORE CONTENT
840
STORE THE CONTENT IN THE STORAGE DEVICE WHERE AND AS DETERMINED
845
RECORD STORAGE INFORMATION FOR THE CONTENT ON THE MEMORY

FIG. 8A

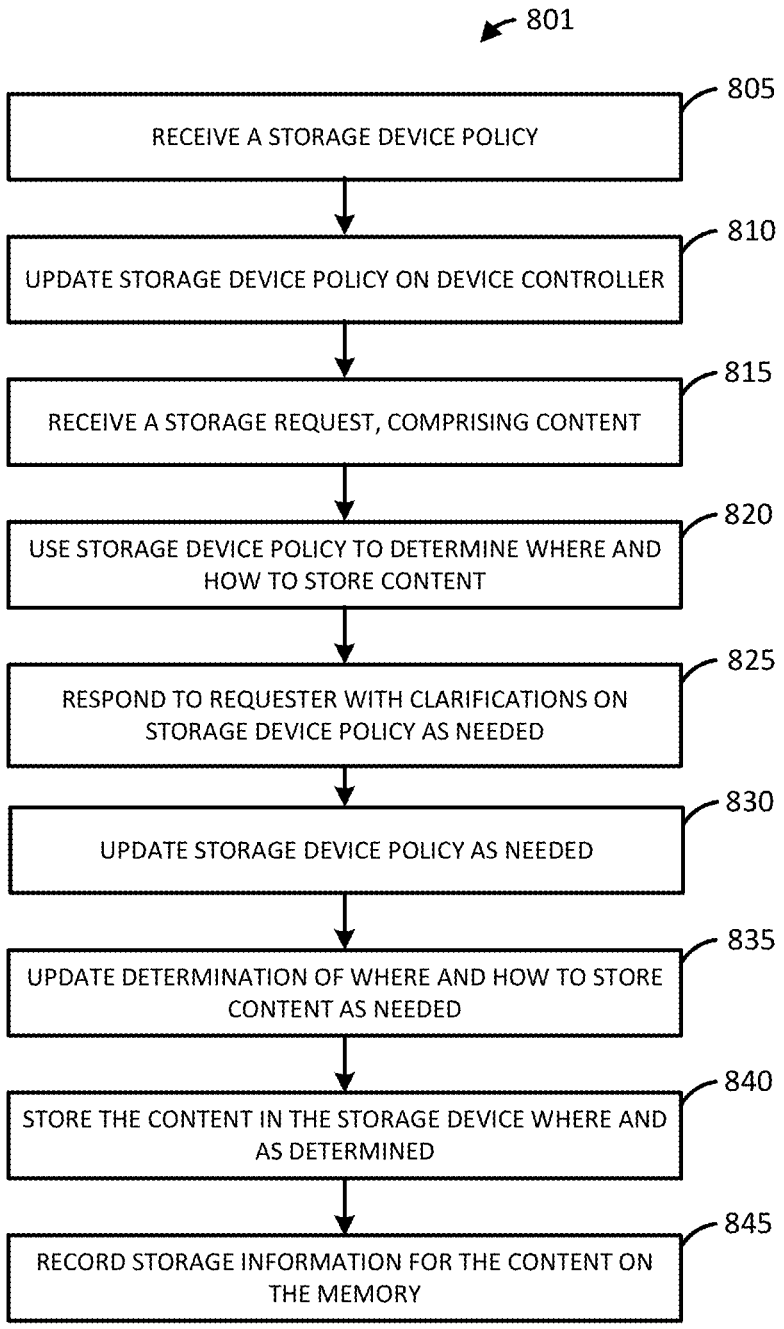
801
805
RECEIVE A STORAGE DEVICE POLICY
810
UPDATE STORAGE DEVICE POLICY ON DEVICE CONTROLLER
815
RECEIVE A STORAGE REQUEST, COMPRISING CONTENT
820
USE STORAGE DEVICE POLICY TO DETERMINE WHERE AND HOW TO STORE CONTENT
825
RESPOND TO REQUESTER WITH CLARIFICATIONS ON STORAGE DEVICE POLICY AS NEEDED
830
UPDATE STORAGE DEVICE POLICY AS NEEDED
835
UPDATE DETERMINATION OF WHERE AND HOW TO STORE CONTENT AS NEEDED
840
STORE THE CONTENT IN THE STORAGE DEVICE WHERE AND AS DETERMINED
845
RECORD STORAGE INFORMATION FOR THE CONTENT ON THE MEMORY

FIG. 8B

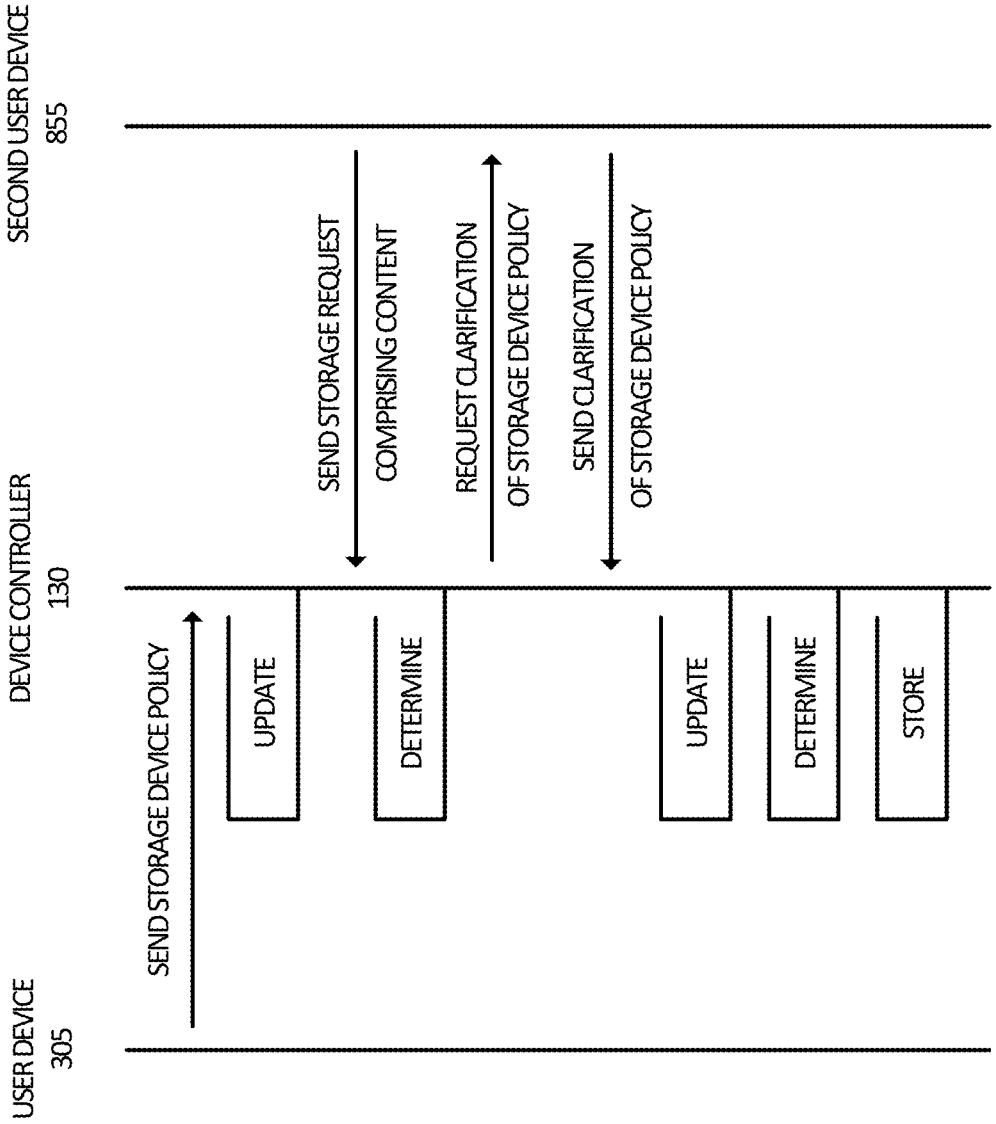
USER DEVICE
305
DEVICE CONTROLLER
130
SECOND USER DEVICE
855
SEND STORAGE DEVICE POLICY
UPDATE
SEND STORAGE REQUEST
COMPRISING CONTENT
DETERMINE
REQUEST CLARIFICATION
OF STORAGE DEVICE POLICY
SEND CLARIFICATION
OF STORAGE DEVICE POLICY
UPDATE
DETERMINE
STORE

FIG. 8C

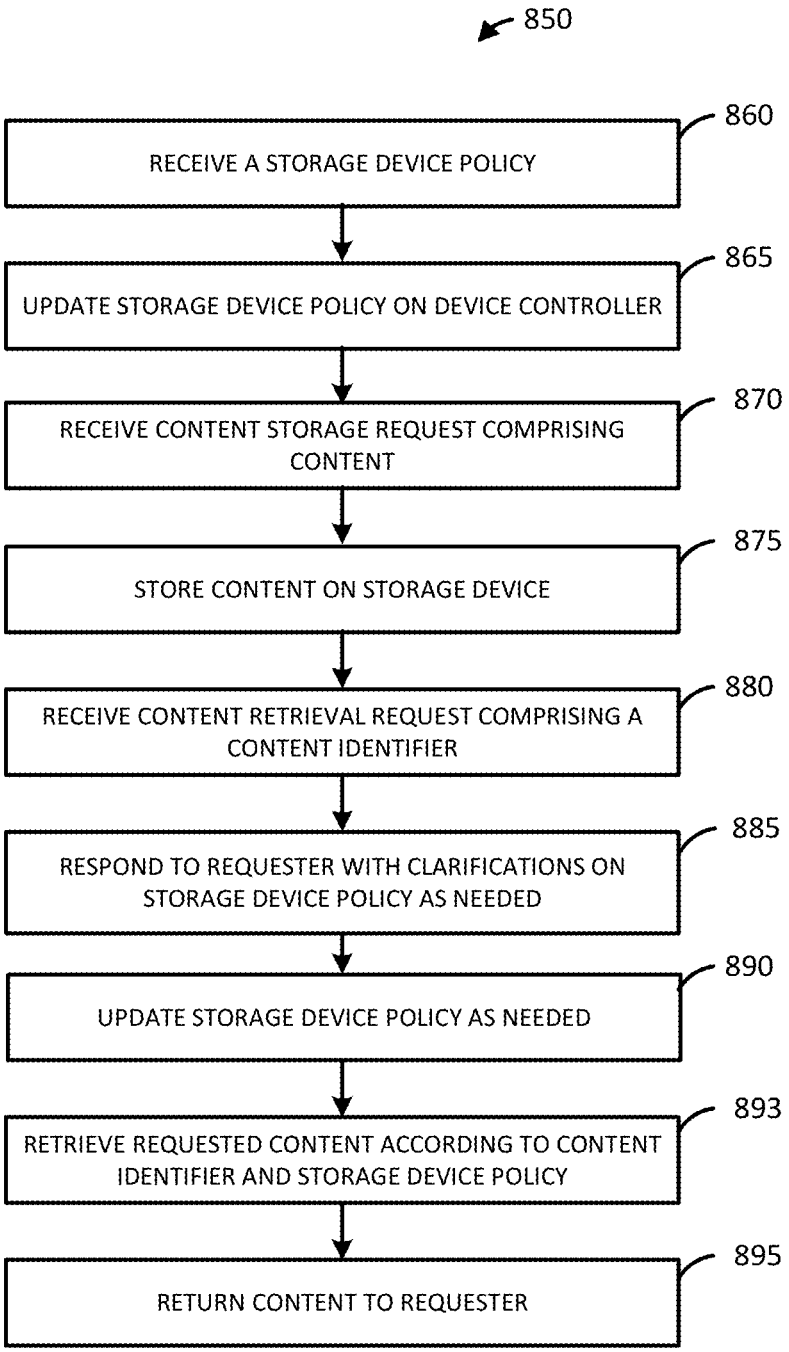
850
860
RECEIVE A STORAGE DEVICE POLICY
865
UPDATE STORAGE DEVICE POLICY ON DEVICE CONTROLLER
870
RECEIVE CONTENT STORAGE REQUEST COMPRISING CONTENT
875
STORE CONTENT ON STORAGE DEVICE
880
RECEIVE CONTENT RETRIEVAL REQUEST COMPRISING A CONTENT IDENTIFIER
885
RESPOND TO REQUESTER WITH CLARIFICATIONS ON STORAGE DEVICE POLICY AS NEEDED
890
UPDATE STORAGE DEVICE POLICY AS NEEDED
893
RETRIEVE REQUESTED CONTENT ACCORDING TO CONTENT IDENTIFIER AND STORAGE DEVICE POLICY
895
RETURN CONTENT TO REQUESTER

FIG. 8D

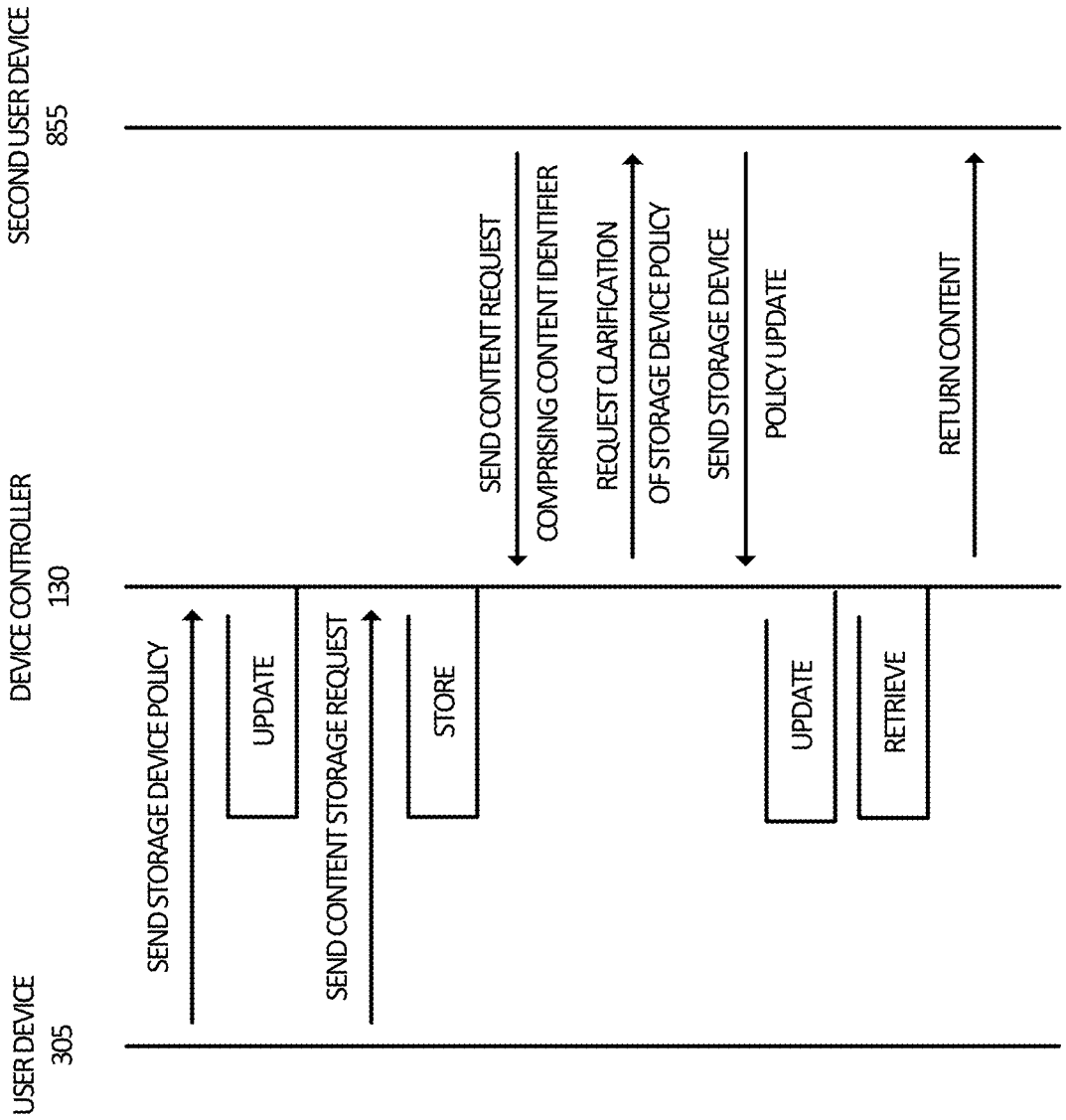
USER DEVICE
305
DEVICE CONTROLLER
130
SECOND USER DEVICE
855
SEND STORAGE DEVICE POLICY
UPDATE
SEND CONTENT STORAGE REQUEST
STORE
SEND CONTENT REQUEST
COMPRISING CONTENT IDENTIFIER
REQUEST CLARIFICATION
OF STORAGE DEVICE POLICY
SEND STORAGE DEVICE
POLICY UPDATE
UPDATE
RETRIEVE
RETURN CONTENT

FIG. 8E

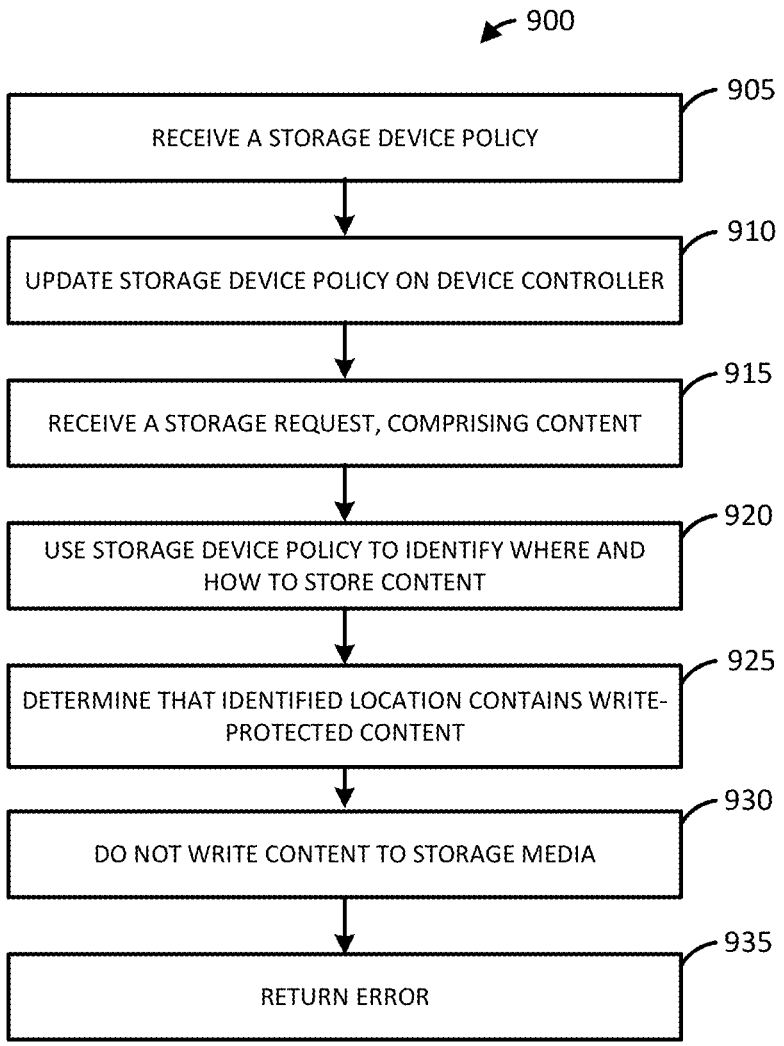
900
905
RECEIVE A STORAGE DEVICE POLICY
910
UPDATE STORAGE DEVICE POLICY ON DEVICE CONTROLLER
915
RECEIVE A STORAGE REQUEST, COMPRISING CONTENT
920
USE STORAGE DEVICE POLICY TO IDENTIFY WHERE AND HOW TO STORE CONTENT
925
DETERMINE THAT IDENTIFIED LOCATION CONTAINS WRITE-PROTECTED CONTENT
930
DO NOT WRITE CONTENT TO STORAGE MEDIA
935
RETURN ERROR

FIG. 9A

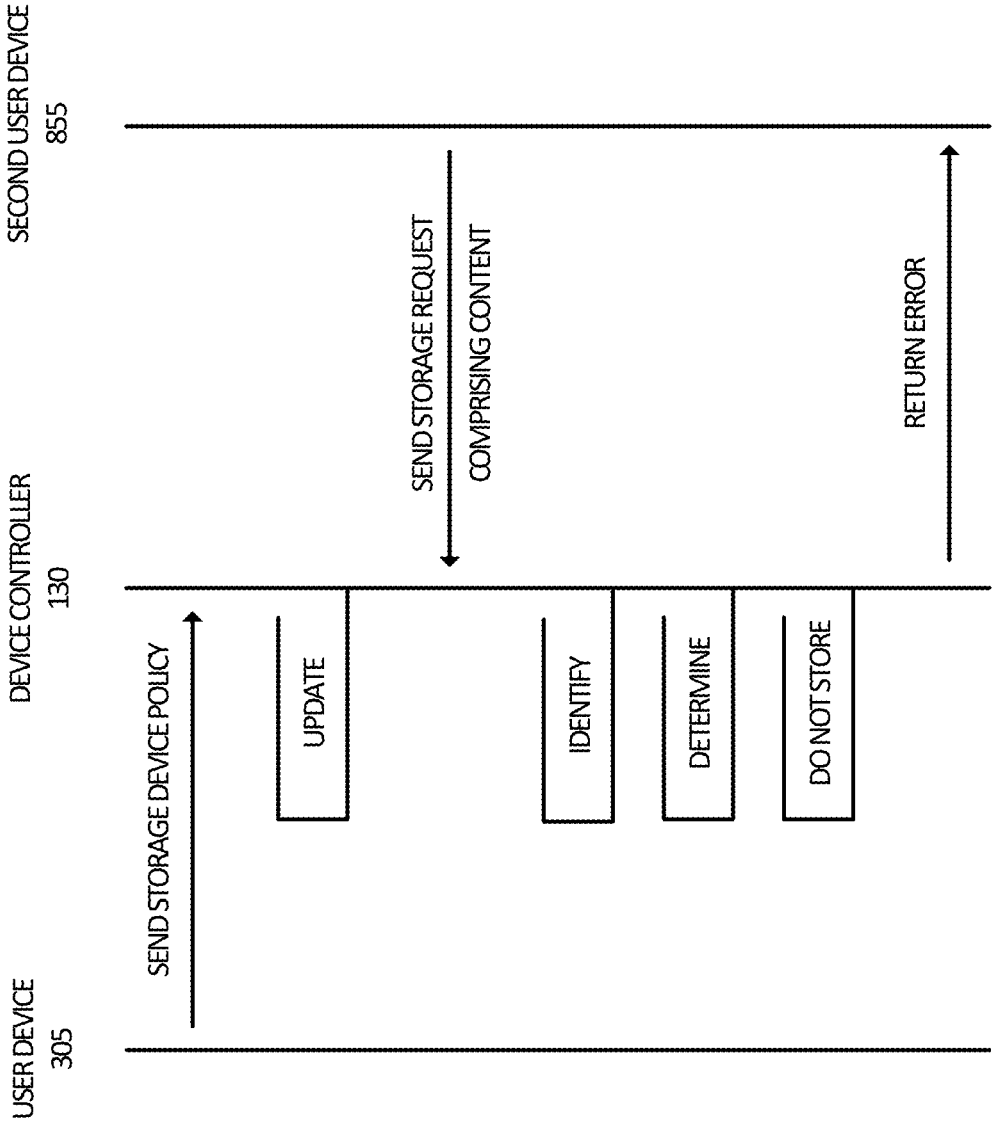
USER DEVICE
305
DEVICE CONTROLLER
130
SECOND USER DEVICE
855
SEND STORAGE DEVICE POLICY
UPDATE
SEND STORAGE REQUEST
COMPRISING CONTENT
IDENTIFY
DETERMINE
DO NOT STORE
RETURN ERROR

FIG. 9B

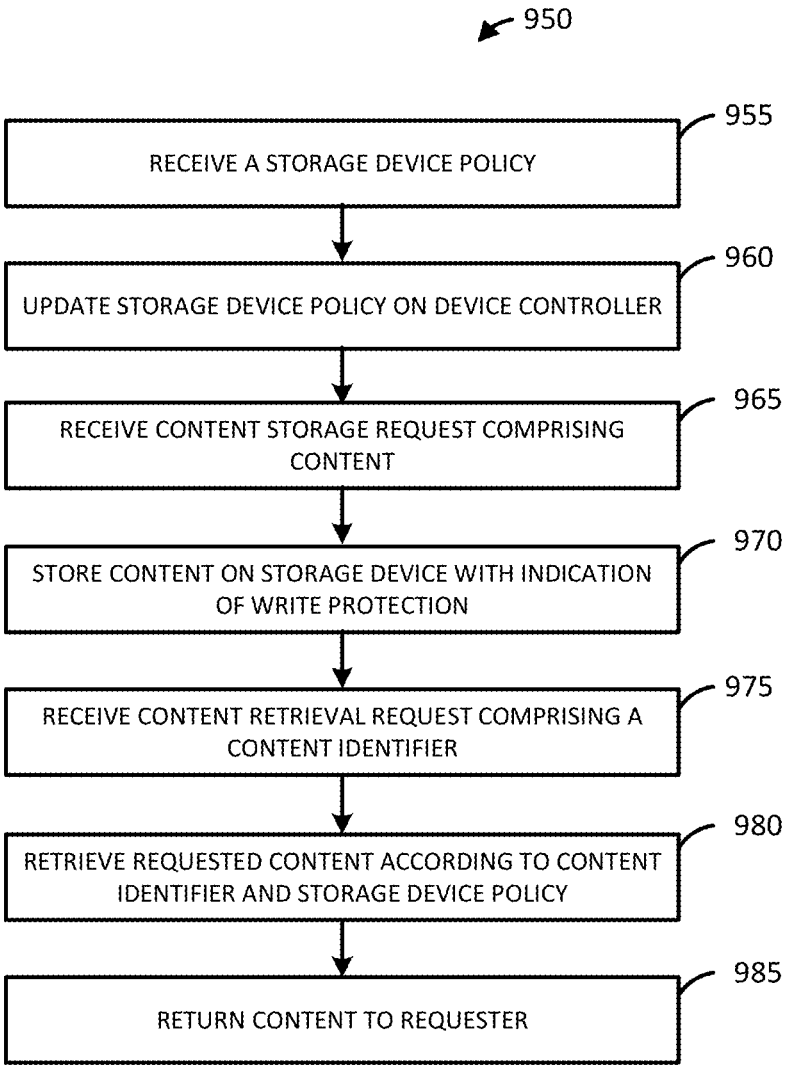
950
955
RECEIVE A STORAGE DEVICE POLICY
960
UPDATE STORAGE DEVICE POLICY ON DEVICE CONTROLLER
965
RECEIVE CONTENT STORAGE REQUEST COMPRISING CONTENT
970
STORE CONTENT ON STORAGE DEVICE WITH INDICATION OF WRITE PROTECTION
975
RECEIVE CONTENT RETRIEVAL REQUEST COMPRISING A CONTENT IDENTIFIER
980
RETRIEVE REQUESTED CONTENT ACCORDING TO CONTENT IDENTIFIER AND STORAGE DEVICE POLICY
985
RETURN CONTENT TO REQUESTER

FIG. 9C

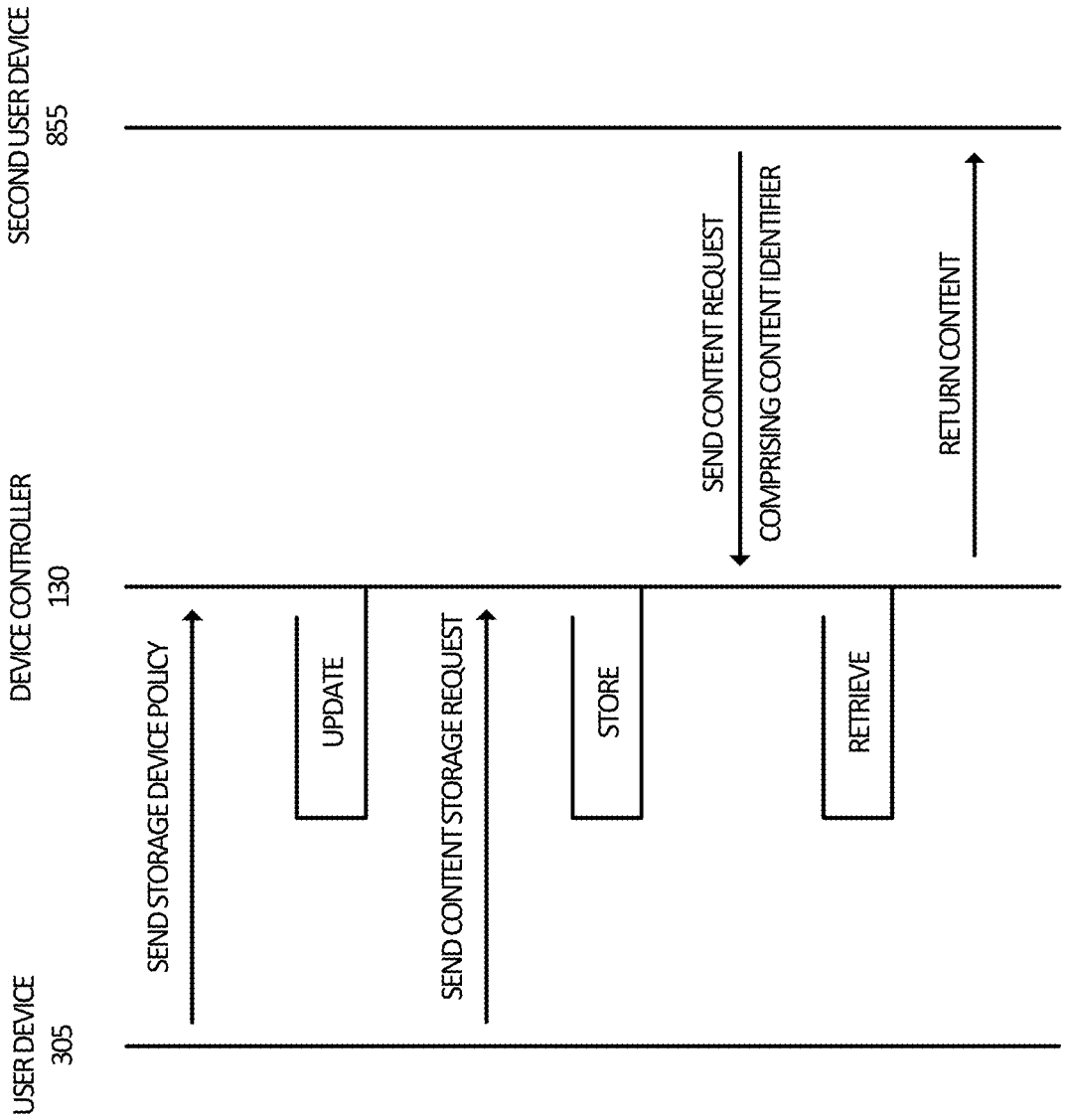
USER DEVICE
305
DEVICE CONTROLLER
130
SECOND USER DEVICE
855
SEND STORAGE DEVICE POLICY
UPDATE
SEND CONTENT STORAGE REQUEST
STORE
SEND CONTENT REQUEST
COMPRISING CONTENT IDENTIFIER
RETRIEVE
RETURN CONTENT

FIG. 9D

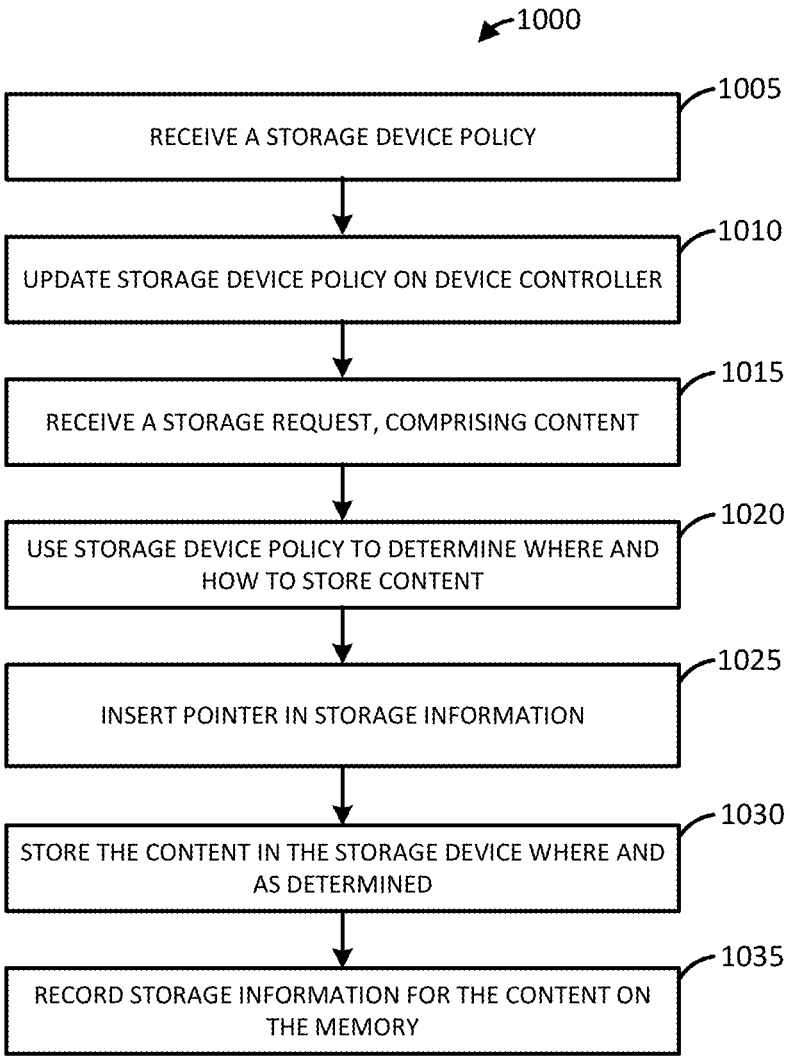
1000
1005
RECEIVE A STORAGE DEVICE POLICY
1010
UPDATE STORAGE DEVICE POLICY ON DEVICE CONTROLLER
1015
RECEIVE A STORAGE REQUEST, COMPRISING CONTENT
1020
USE STORAGE DEVICE POLICY TO DETERMINE WHERE AND HOW TO STORE CONTENT
1025
INSERT POINTER IN STORAGE INFORMATION
1030
STORE THE CONTENT IN THE STORAGE DEVICE WHERE AND AS DETERMINED
1035
RECORD STORAGE INFORMATION FOR THE CONTENT ON THE MEMORY

FIG. 10A

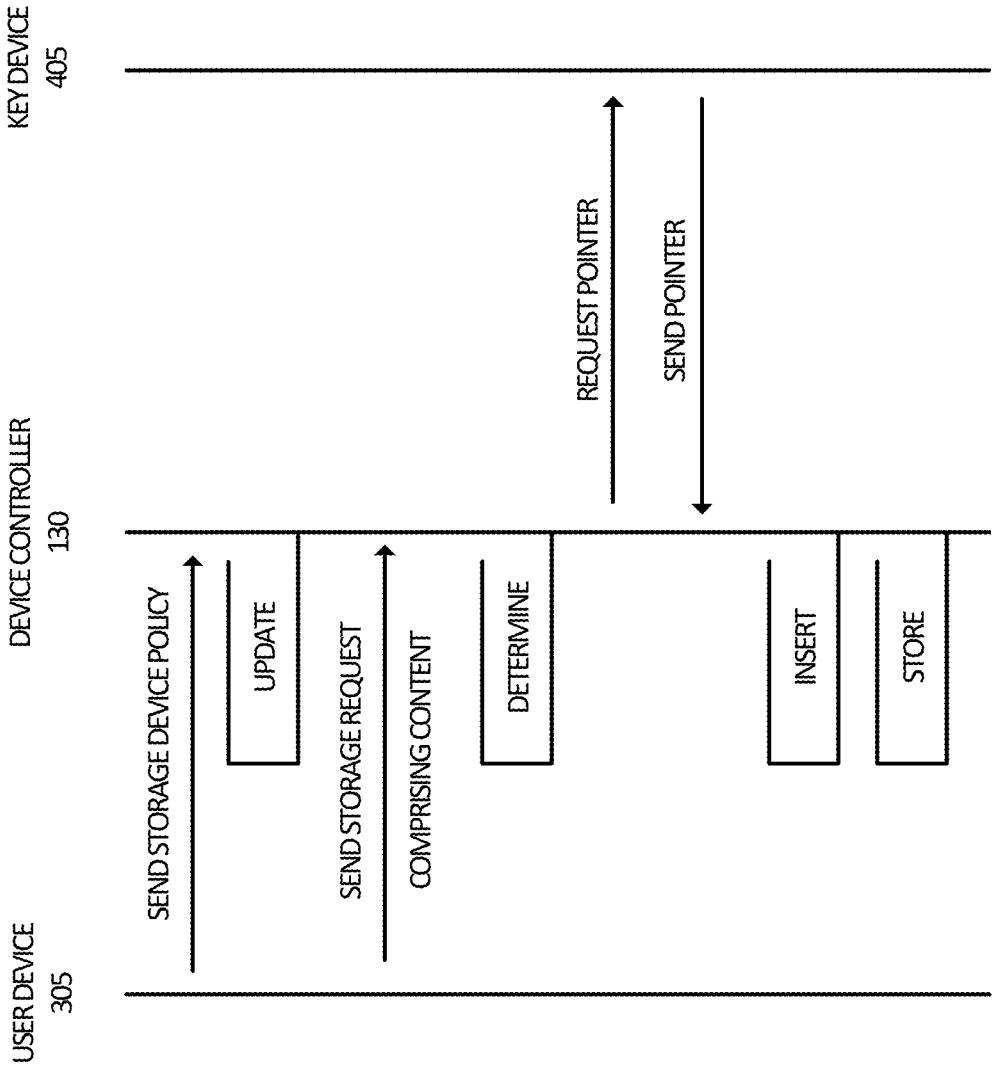
USER DEVICE
305
DEVICE CONTROLLER
130
KEY DEVICE
405
SEND STORAGE DEVICE POLICY
UPDATE
SEND STORAGE REQUEST
COMPRISING CONTENT
DETERMINE
REQUEST POINTER
SEND POINTER
INSERT
STORE

FIG. 10B

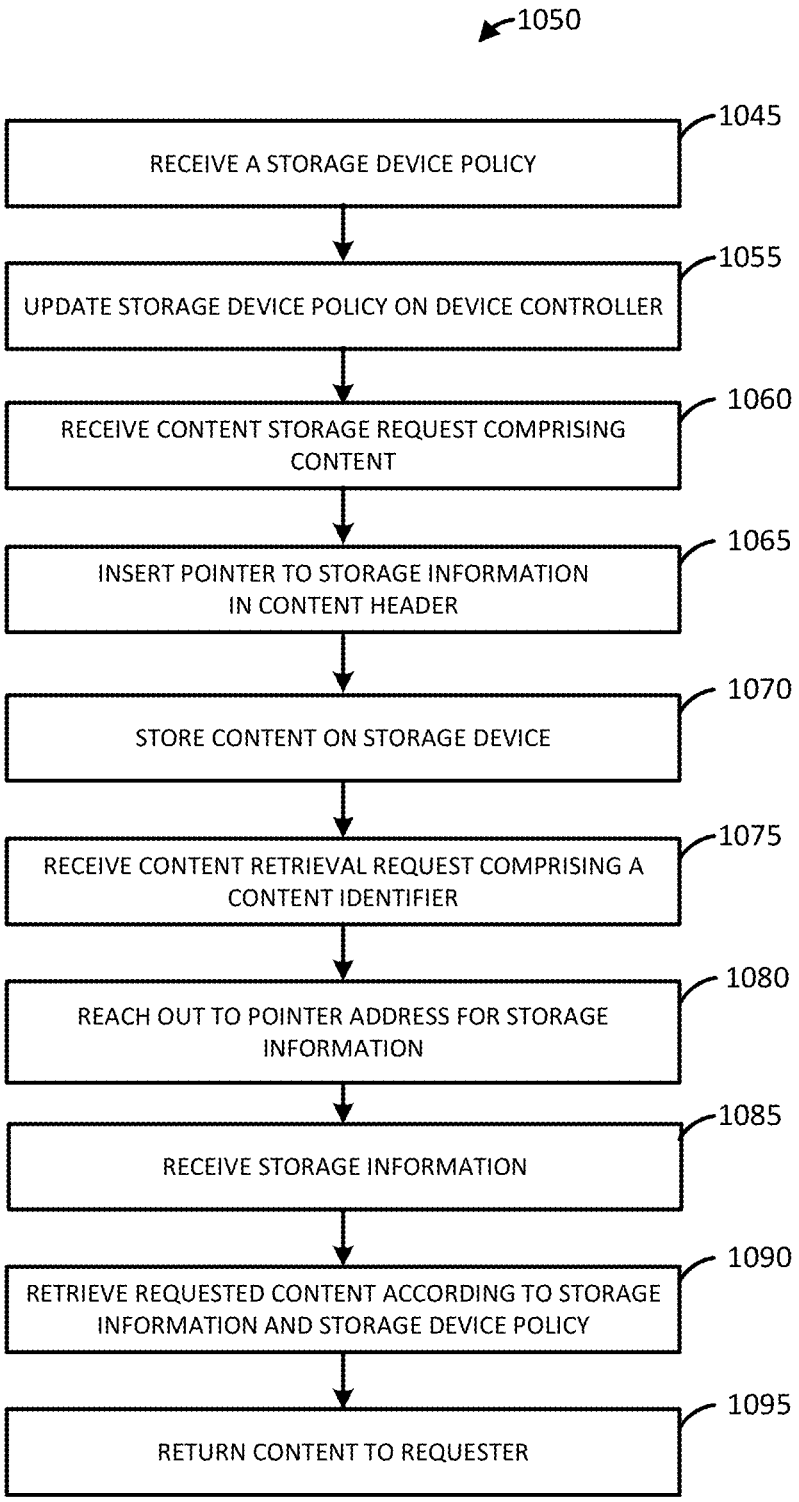
1050
1045
RECEIVE A STORAGE DEVICE POLICY
1055
UPDATE STORAGE DEVICE POLICY ON DEVICE CONTROLLER
1060
RECEIVE CONTENT STORAGE REQUEST COMPRISING CONTENT
1065
INSERT POINTER TO STORAGE INFORMATION IN CONTENT HEADER
1070
STORE CONTENT ON STORAGE DEVICE
1075
RECEIVE CONTENT RETRIEVAL REQUEST COMPRISING A CONTENT IDENTIFIER
1080
REACH OUT TO POINTER ADDRESS FOR STORAGE INFORMATION
1085
RECEIVE STORAGE INFORMATION
1090
RETRIEVE REQUESTED CONTENT ACCORDING TO STORAGE INFORMATION AND STORAGE DEVICE POLICY
1095
RETURN CONTENT TO REQUESTER

FIG. 10C

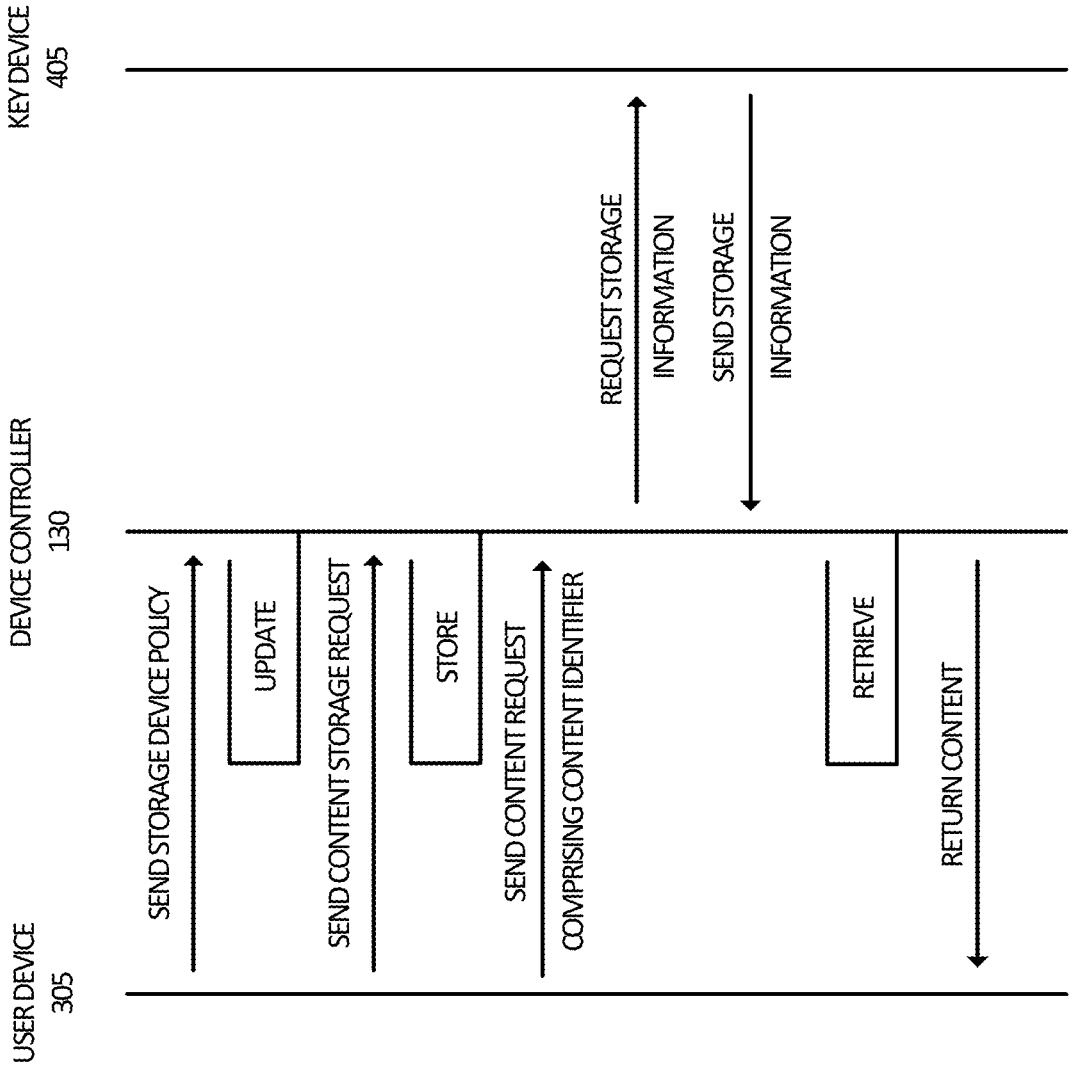
USER DEVICE
305
DEVICE CONTROLLER
130
KEY DEVICE
405
SEND STORAGE DEVICE POLICY
UPDATE
SEND CONTENT STORAGE REQUEST
STORE
SEND CONTENT REQUEST
COMPRISING CONTENT IDENTIFIER
REQUEST STORAGE
INFORMATION
SEND STORAGE
INFORMATION
RETRIEVE
RETURN CONTENT

FIG. 10D

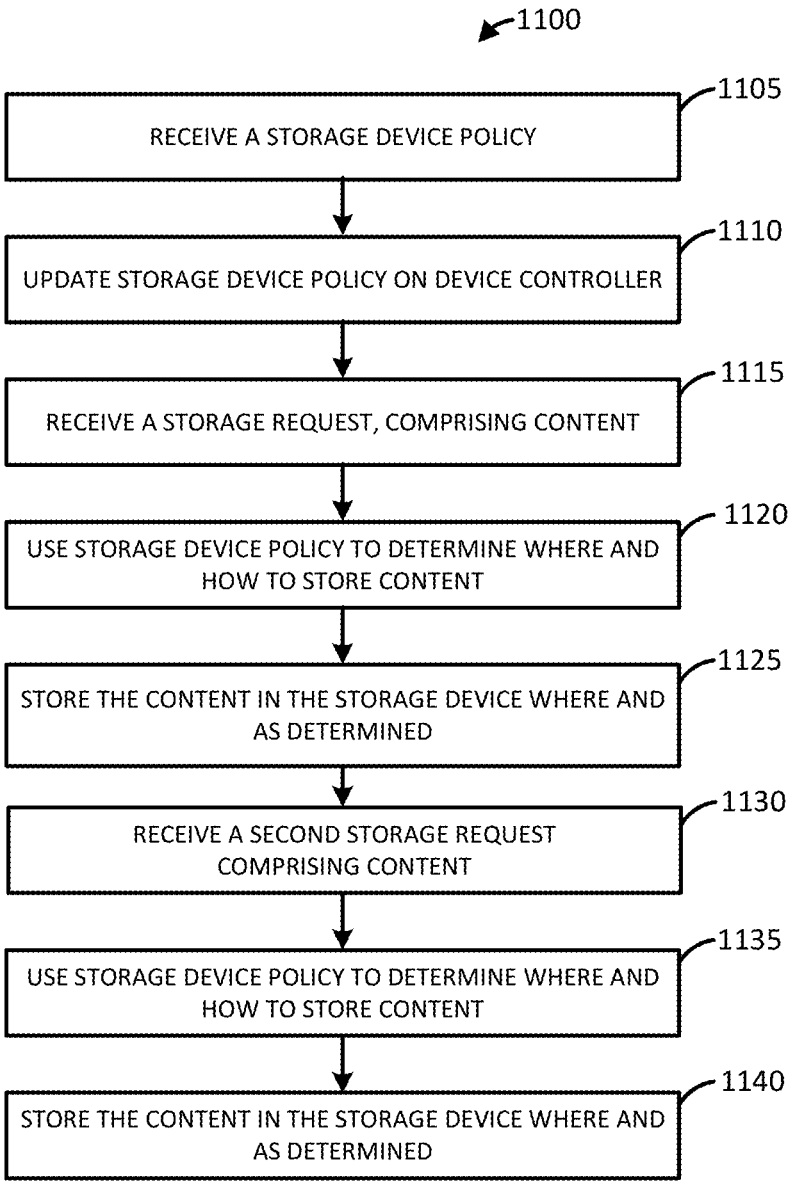
1100
1105
RECEIVE A STORAGE DEVICE POLICY
1110
UPDATE STORAGE DEVICE POLICY ON DEVICE CONTROLLER
1115
RECEIVE A STORAGE REQUEST, COMPRISING CONTENT
1120
USE STORAGE DEVICE POLICY TO DETERMINE WHERE AND HOW TO STORE CONTENT
1125
STORE THE CONTENT IN THE STORAGE DEVICE WHERE AND AS DETERMINED
1130
RECEIVE A SECOND STORAGE REQUEST COMPRISING CONTENT
1135
USE STORAGE DEVICE POLICY TO DETERMINE WHERE AND HOW TO STORE CONTENT
1140
STORE THE CONTENT IN THE STORAGE DEVICE WHERE AND AS DETERMINED

FIG. 11A

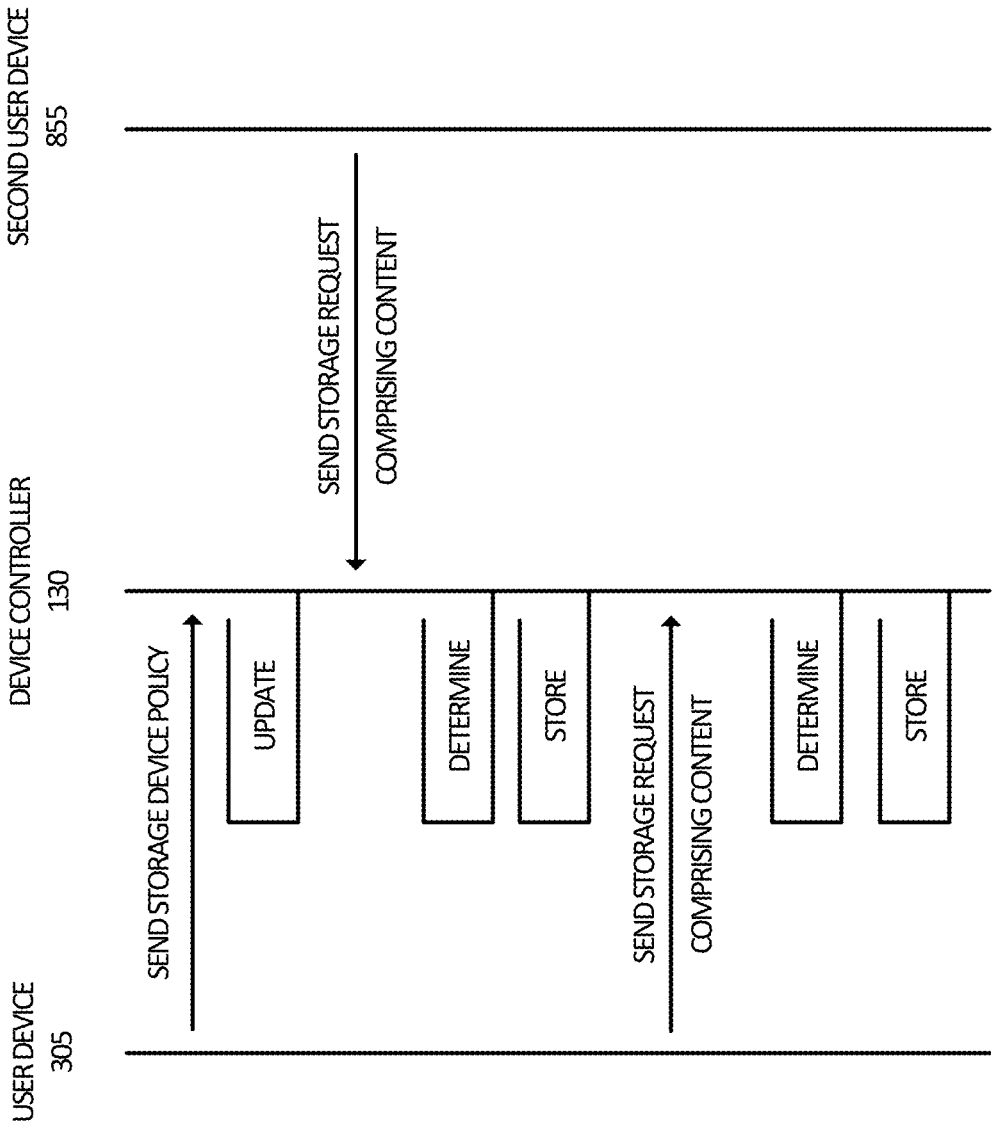
USER DEVICE
305
DEVICE CONTROLLER
130
SECOND USER DEVICE
855
SEND STORAGE DEVICE POLICY
UPDATE
SEND STORAGE REQUEST
COMPRISING CONTENT
DETERMINE
STORE
SEND STORAGE REQUEST
COMPRISING CONTENT
DETERMINE
STORE

FIG. 11B

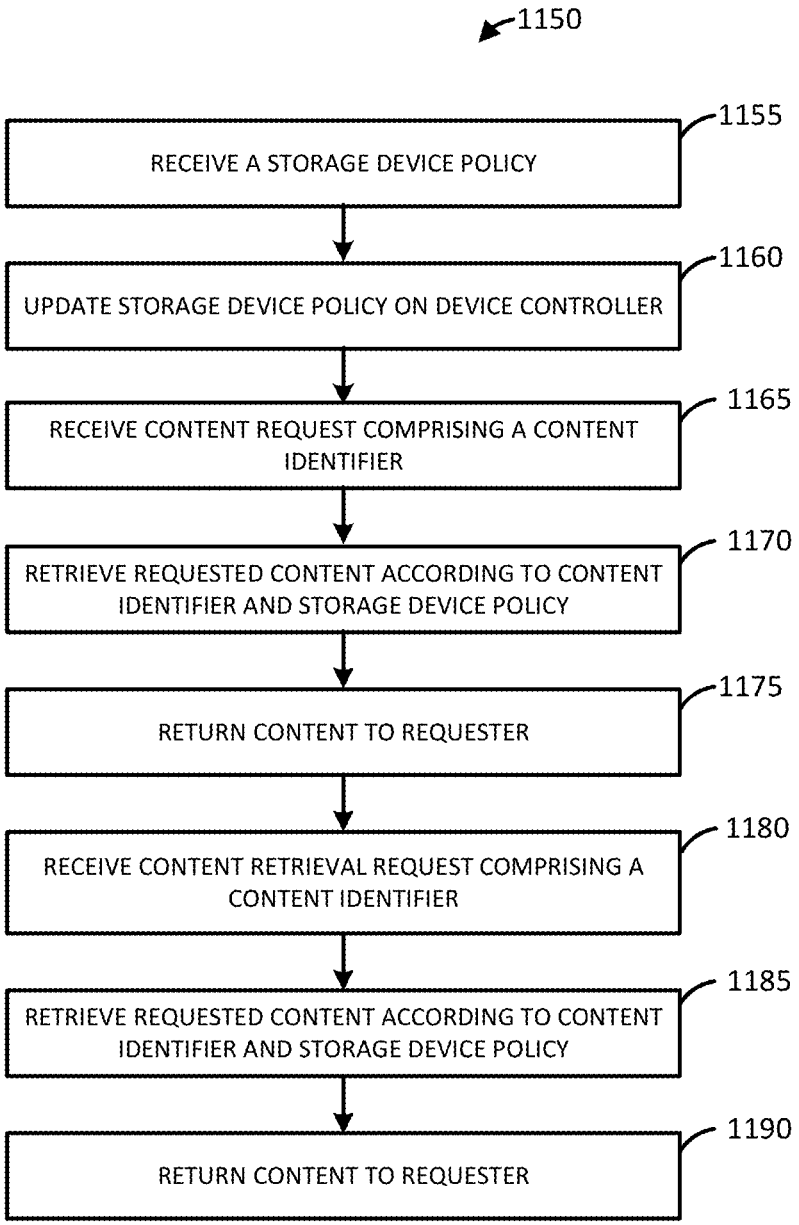
1150
RECEIVE A STORAGE DEVICE POLICY
1155
UPDATE STORAGE DEVICE POLICY ON DEVICE CONTROLLER
1160
RECEIVE CONTENT REQUEST COMPRISING A CONTENT IDENTIFIER
1165
RETRIEVE REQUESTED CONTENT ACCORDING TO CONTENT IDENTIFIER AND STORAGE DEVICE POLICY
1170
RETURN CONTENT TO REQUESTER
1175
RECEIVE CONTENT RETRIEVAL REQUEST COMPRISING A CONTENT IDENTIFIER
1180
RETRIEVE REQUESTED CONTENT ACCORDING TO CONTENT IDENTIFIER AND STORAGE DEVICE POLICY
1185
RETURN CONTENT TO REQUESTER
1190

FIG. 11C

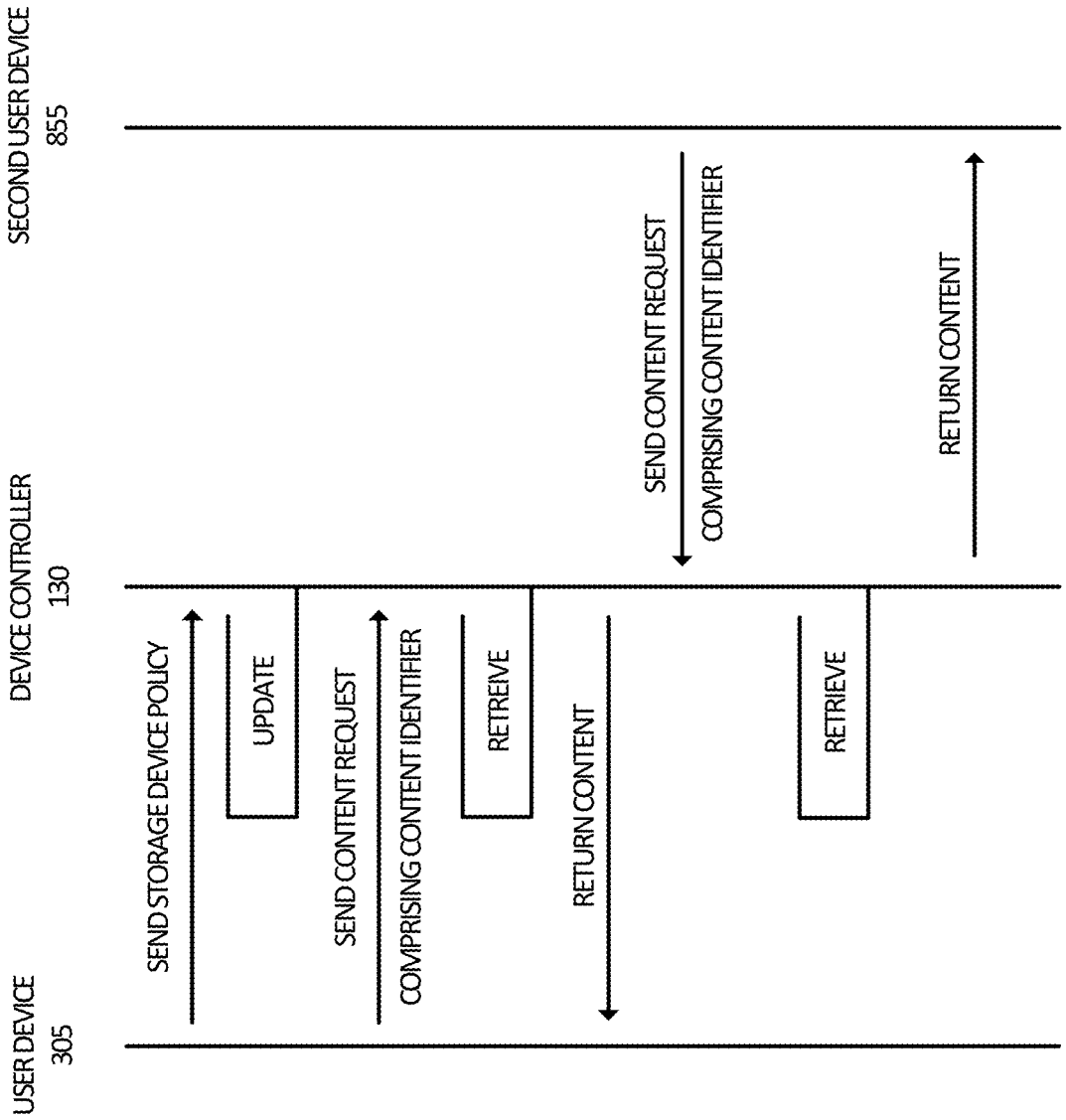
USER DEVICE
305
DEVICE CONTROLLER
130
SECOND USER DEVICE
855
SEND STORAGE DEVICE POLICY
UPDATE
SEND CONTENT REQUEST
COMPRISING CONTENT IDENTIFIER
RETRIEVE
RETURN CONTENT
SEND CONTENT REQUEST
COMPRISING CONTENT IDENTIFIER
RETRIEVE
RETURN CONTENT

FIG. 11D

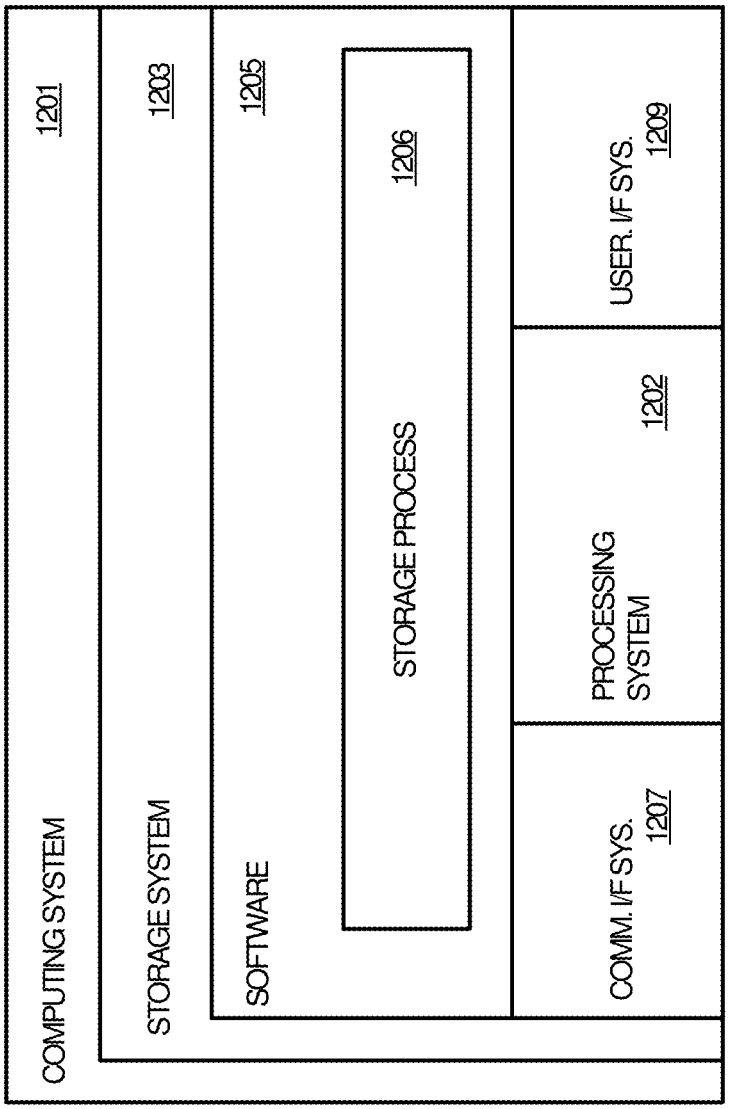
COMPUTING SYSTEM
1201
STORAGE SYSTEM
1203
SOFTWARE
1205
STORAGE PROCESS
1206
COMM. I/F SYS.
1207
PROCESSING SYSTEM
1202
USER. I/F SYS.
1209

FIG. 12

DATA STORAGE DEVICE WITH CONFIGURABLE POLICY-BASED STORAGE DEVICE BEHAVIOR

RELATED APPLICATIONS

This application claims priority to U.S. Provisional Patent Application Nos. 62/418,510, 62/418,561, 62/418,687, 62/418,693, 62/418,696, 62/418,717, 62/418,724, 62/418,730, 62/418,742, 62/418,759, 62/418,764, 62/418,768, 62/418,773, 62/418,775, 62/418,780, 62/418,785, all filed on Nov. 7, 2016, and to U.S. Provisional Patent Application 62/448,826, filed Jan. 20, 2017, and which are all hereby incorporated by reference in their entirety.

TECHNICAL FIELD

Aspects of the disclosure are related to data storage devices and in particular to data storage devices with configurable policy-based read and write behavior.

TECHNICAL BACKGROUND

Data storage devices come in a wide variety of technologies and configurations such as solid-state drives, hard disk drives, floppy disk drives, and the like. Each of these data storage devices is based around some type of storage medium. For example, solid-state drives are based around integrated circuit memory devices, typically NOR Flash or NAND devices. Hard disk drives and floppy disk drives are typically based around one or more magnetically coated disks. Each of these devices (DRAM, NAND, magnetic disks) has imperfections. In order to deal with these imperfections, and still have a functional and performant device, all of these devices have trade-off decisions made that affect storage space, reliability, speed, etc.

These trade-off decisions have largely been made by the manufacturer at the time of design and/or manufacture to improve consistency of their product. Consequently, end users have very little to no influence over what trade-offs are made.

OVERVIEW

In an embodiment, a storage device is provided. A device controller with a memory is coupled with the storage device. The memory stores an application with instructions that direct the controller to receive a storage device policy. The instructions further direct the controller to store content from a storage request in accordance with the storage device policy, and record storage information, including at least a content identifier, to the memory. Subsequent to storing the content, the instructions further direct the controller to retrieve the content according to the storage information received in a storage request. According to an implementation, the instructions further provide instruction to refuse a delete request in accordance to the storage information. According to an implementation, the instructions provide direction to store the storage information at a remote location.

BRIEF DESCRIPTION OF THE DRAWINGS

Many aspects of the disclosure can be better understood with reference to the following drawings. While several implementations are described in connection with these drawings, the disclosure is not limited to the implementations disclosed herein. On the contrary, the intent is to cover all alternatives, modifications, and equivalents.

FIG. **1**A illustrates a hard disk drive.

FIG. **1**B illustrates solid state drive.

FIG. **2**A illustrates a disk mapping from a hard disk drive.

FIG. **2**B illustrates multiple recording patterns on a hard disk.

FIG. **3** illustrates a storage array according to an implementation.

FIG. **4**A illustrates a data storage arrangement according to an implementation.

FIG. **4**B illustrates a data storage arrangement according to an implementation.

FIG. **4**C illustrates a data storage arrangement according to an implementation.

FIG. **4**D illustrates a data storage arrangement according to an implementation.

FIG. **4**E illustrates a data storage arrangement according to an implementation.

FIG. **5** illustrates a storage array according to an implementation.

FIG. **6** illustrates a hard disk drive according to an implementation.

FIG. **7**A illustrates a collection of libraries according to an implementation.

FIG. **7**B illustrates a collection of libraries according to an implementation.

FIG. **8**A illustrates a write process employed by a storage device in an implementation.

FIG. **8**B illustrates a write process employed by a storage device in an implementation.

FIG. **8**C illustrates an operational sequence in an implementation of a policy-based write.

FIG. **8**D illustrates a read process employed by a storage device in an implementation.

FIG. **8**E illustrates an operational sequence in an implementation of a policy-based read.

FIG. **9**A illustrates a write process employed by a storage device in an implementation.

FIG. **9**B illustrates an operational sequence in an implementation of a policy-based write.

FIG. **9**C illustrates a read process employed by a storage device in an implementation.

FIG. **9**D illustrates an operational sequence in an implementation of a policy-based read.

FIG. **10**A illustrates a write process employed by a storage device in an implementation.

FIG. **10**B illustrates an operational sequence in an implementation of a policy-based write.

FIG. **10**C illustrates a read process employed by a storage device in an implementation.

FIG. **10**D illustrates an operational sequence in an implementation of a policy-based read.

FIG. **11**A illustrates a write process employed by a storage device in an implementation.

FIG. **11**B illustrates an operational sequence in an implementation of a policy-based write.

FIG. **11**C illustrates a read process employed by a storage device in an implementation.

FIG. **11**D illustrates an operational sequence in an implementation of a policy-based read.

FIG. **12** illustrates a computing system suitable for implementing the policy based storage disclosed herein, including any of the architectures, processes, operational scenarios,

and operational sequences illustrated in the Figures and discussed below in the Technical Disclosure.

DETAILED DESCRIPTION

In the examples below, storage devices are discussed which allow customization of a storage device policy, thus directing how the storage device operates. This storage device policy may cover many or all aspects of operation, for example, controlling margin of error, allowing the user to make trade-offs between reliability of storage and volume of storage. Additionally, the storage device policy may cover details of the write or read processes, allowing a user to customize the operation of the storage device. Further, the storage device policy may control where content is stored within the storage device (layout), granting the user further control over the read/write process.

User, as used herein, refers to more than just a human user. Rather, user refers to any type of entity that can interact with the devices described herein. User could include, but is not limited to, a human user, a network machine, or an artificial intelligence-based machine, for example.

From a technical perspective, currently available solutions for data storage allow only extremely minimal configuration of read/write policies within a storage device. Nor do they allow users to direct the read/write process within the storage device.

In a first example, FIG. **1**A illustrates drive **100**, which is illustrated here as a hard disk drive including a storage media **110** having a magnetic surface. In this example, drive **100** includes case **105**, which physically supports the storage media **110**, the device controller **130**, a memory **135**, interface connectors **125**, and connector **120**.

In an implementation, drive **100** includes storage media **110** having a magnetic surface including a plurality of zones or recording locations, a read/write transducer associated with the magnetic surface for reading and writing data in tracks in the plurality of zones, a actuator arm configured to support and position read/write transducer at a plurality of locations above the magnetic surface, and device controller **130** coupled to a memory **135**.

In an implementation, device controller **130** is significantly more than a traditional hard disk controller. A traditional hard disk controller is a device that must be attached to a host controller and is only capable of responding to host controller commands. Device controller **130** includes all the functionality of a traditional hard disk controller, with additional functionality allowing it to run additional code and/or applications. This additional functionality may exist due to additional processing hardware in the hard disk controller. Device controller **130** may be in the form of a hard disk controller linked with a separate processor chip. Alternatively, device controller **130** could be in the form of a computing system, such as that described in FIG. **12**. When device controller is represented by the computing system described in FIG. **12**, it should be noted that the storage system **1203** may be represented by memory **135**. In other words, while there may be a storage system **1203** within device controller **130** and an additional memory **135**, this is not necessary—the memory **135** may already be represented within FIG. **12** as storage system **1203**. In an implementation, device controller **130** may be in the form of a computing system as described in FIG. **12** with a learning algorithm or artificial intelligence (AI) loaded thereon. In either case, device controller is configured at least to handle the operations that a traditional hard disk controller handles, i.e. it is configured to control the actuator arm and read/write transducer (or other hardware as needed) to read and write data on storage media **110**.

Device controller **130** is connected to interface connector **125** such that Device controller can communicate in any manner a storage device and/or storage server may communicate including, for example via login (telnet, ssh, etc.), via file sharing service (NFS, SAMBA, FTP, etc.), via an Object Storage API (S3, SWIFT, etc.) or via any other protocol or service that can be run over the interface. The interface connector **125**, could be for example, an Ethernet connector configured to communicate over an Ethernet network. In an implementation, the connector and network could work with Ethernet, Infiniband, Fibre Channel, Omni-Path, or any other network technology. Further, device controller **130** may be loaded with any selection of firmware or software. In an implementation, an operating system, and/or virtual machine hosting layer, such as Linux, Windows, etc., is loaded on the device controller **130**, allowing a user to load any software of their choosing on the device controller **130**.

In addition to interface connector **125**, drive **100** also includes a connector **120** which may include power connectors to power drive **100** or other communication connectors. While this is shown as a separate connector from interface connector **125**, it should be understood that the functionality of interface connector **125** and connector **120** can be combined in one physical connector or separated into a plurality of connectors.

Turning to FIG. **1**B, drive **100** utilizes solid-state storage media according to an implementation. It should be noted that, while some of the hardware presented in FIGS. **1**A and **1**B differs, the applicability to the concepts presented herein remains consistent across the drives shown. Consequently, drive **100** is shown in both FIG. **1**A and FIG. **1**B. Drive **100** is relevant to the discussion herein regardless of whether the storage media **110** is magnetic disk as shown in FIG. **1**A, or solid-state memory **145-148** as shown in FIG. **1**B, or some other type of storage media **110** not explicitly shown herein.

In an implementation, drive **100** optionally includes a case **105**, which physically supports printed-circuit board **140**, interface connector **125** and connector **120**. Solid-state memory **145-148**, as well as the device controller **130** and memory **135**, are mounted on the printed-circuit board **140**. In FIG. **1**B, solid-state memory **145-149** are shown as four memory elements. This disclosure is not limited to four elements and could be any number of physical elements in any arrangement (i.e. busses, hierarchical, etc.).

Printed-circuit board **140** is also connected to interface connector **125** and connector **120**. Interface connector **125** is structured to allow drive **100** to connect to a network fabric, such as through a cable and/or backplane. In an implementation, the interface connector may be in the form of an RJ45, QSFP, or CXP connector, to which copper wiring or optical fiber optic cable can connect, for example. It should be understood that any form of physical connector can be used that allows drive **100** to connect to a network. The interface connector may comprise a wireless module, such as a Wifi, Zigbee, etc. module through which the device controller **130** can connect to a network. In this way, the interface connector can connect to a network. The interface connector **125** is electrically and communicatively connected to the device controller **130**, which is connected to memory **135**. As in FIG. **1**A, the device controller can be in the form of a computing system, such as that presented in FIG. **12**. As the computing system presented in FIG. **12** already includes a storage system **1203**, this can represent the same element as memory **135**.

In addition to interface connector **125**, drive **100** also includes a connector **120** which may include power connectors to power drive **100** or other communication connectors. As in FIG. **1**A, while this is shown as a separate connector from interface connector **125**, it should be understood that the functionality of interface connector **125** and connector **120** can be combined in one physical connector or separated into a plurality of connectors.

FIG. **2**A illustrates magnetic storage media **110** within drive **100** of FIG. **1**A. In this example implementation, storage media **110** includes a physical disk upon which a magnetic surface resides. Content is written to, and read from storage media **110**. The disk (storage media **110**) spins. At the same time, an actuator moves the read/write head between the inner and outer edges of the disk. Content can be read and recorded in any pattern around the disk (i.e. circumferential, spiral, sinusoidal, etc.).

While FIG. **2**A was drawn to show the general function of storage media **110**, in an implementation in which storage media **110** is a magnetic disk, it should be understood that storage media **110** can be implemented in any form of media, such as the solid-state media shown in FIG. **2**A and the result of the present disclosure would be the same. Whatever media may be used for storage media **110** allows content to be stored on storage media **110** in such a way that it can be retrieved at a later time.

FIG. **2**B shows an expanded view of storage media **110** in the form of a magnetic disk. Recording patterns **255**, **260** and **265** show partial samples of recorded tracks of content on storage media **110**. All of the recording patterns **255**, **260** and **265** are shown in a roughly spiral or circular pattern around the storage media **110**. Recording pattern **255** is recorded in a tight spiral around the storage media **110**. The recording pattern could scribe circles around storage media **110** rather than spirals. According to an implementation, the content could be recorded in any pattern.

The recording pattern **255** is shown with recording path that records very close the other recording paths. Recording pattern **260** shows paths that are significantly farther apart. Storage media **110** utilizes a magnetic surface for recording content. Depending on the size of the recording head, that content will take some amount of physical space. If two recording paths are recorded too close together, then the paths may interfere with each other, causing the content in one or both of the recording paths to become corrupted. Recording pattern **260**, for example, will have a much lower likelihood of the recording paths interfering with each other to compromise the content on either of the paths. Recording pattern **255** creates a much higher likelihood of compromised content due to the recording paths being too close together. However, recording pattern **255** can store more content than will recording pattern **260** in a similar area. The amount of content stored corresponds directly to the density of recording paths utilized (Assuming the same read/write methodology, etc.) Thus, the path scribed by recording pattern **255** allows significantly more content to be stored. This creates a trade-off decision when deciding how to store content on storage media **110**. One can choose to keep recording paths very tight in order to accommodate more content at the risk that the content will be compromised, or one could alternately choose to decrease the amount of content to be stored while also decreasing the chance of corruption of the content.

In an implementation, instead of varying the density of recording paths, the frequency of recorded bits along the paths may be varied. Similar to the concepts discussed above, if the frequency of the recording (i.e. bits per physical length, such as bits per inch) may be varied. By increasing the number of bits per inch that are recorded, storage capacity in increased, but data integrity may be degraded. In a further implementation, both of these variables may be adjusted to increase or decrease recording density. Regardless of the recording method chosen, the device controller **130** can utilize the storage device policy to make these trade-offs.

Historically, this trade-off decision has been made by drive manufacturers based on their own set of priorities. Priorities differ among different users, though. For example, a home user, such as an individual using a hard drive on a personal computer may have only one copy of content stored on the hard drive. For such a user, content integrity is very valuable, so the user would likely prefer that the possibility of content corruption be limited as much as possible. On the other hand, as an example, the owner of a large bank of hard drives that support cloud storage, may be much less concerned about the integrity of the content, and much more concerned with the amount of content able to be stored. This may be due to redundancies in the cloud storage system that allow the user to compensate for compromised content more easily. The space available to store data is of high concern to such a user, though, due to the large amount of data storage needed.

In addition to the possibility of recording paths interfering with each other, storage space competes with the possibility of imperfections in storage media **110**. Imperfections in the magnetic coating, or other imperfections in storage media **110** can make it impossible to store content on certain areas of storage media **110**. This may mean that a sector is entirely unusable, and the sector can just be eliminated from the mapping of storage media **110**. Alternatively, there could be areas of storage media **110** that have minor imperfections that may be dealt with differently. Recording pattern **265** shows an implementation that allows for imperfections in storage media **110**. By scanning storage media **110**, device controller **130** can identify areas of storage media **110** with imperfections. In an implementation, device controller **130** can then select recording paths such as recording pattern **265** that avoid imperfections in storage media **110**. It should be noted that device controller **130** requires more detailed mapping records or storage information than may be required for a simple path of storage, such as recording pattern **255** or recording pattern **260**. Nevertheless, device controller **130** can improve storage capacity and reduce content corruption by having the flexibility to avoid areas of imperfection.

In an implementation, device controller **130** can choose to record content less densely (such as in recording pattern **260**) in areas with potential imperfections, while recording content more densely (such as in recording pattern **255**) in areas without imperfections. These trade-off decisions can all be made by device controller **130**, which can be customized by an end user prior to data being stored, or at the time the data is stored. Furthermore, it may perform different or alternate procedures even on the same storage media surface.

While the recording process differs for different types of storage media, the concept applies to all types of storage media. For example, if the solid-state memory from FIG. **1**B is utilized, the recording paths discussed may be inapplicable. The idea of imperfections within the storage media still applies, though. In solid-state memory devices, such as solid-state memory **145-148** in FIG. **1**B, certain blocks of memory, or certain cells may be imperfect. Historically, solid state drives had to set aside a significant amount of

over-provisioned storage blocks to use in place of imperfect cells or blocks. In an implementation these over-provisioned storage blocks can be customized and adjusted prior to, or at the time the data is stored to more accurately reflect a user's trade-off choices.

As another example of a trade-off decision, Error-Correcting Code (ECC) requirements can be changed. ECC requirements can be heightened for important content, and can be softened for less important content.

It should be understood that any type of storage media **110** may have its own trade-off choices depending on the particular storage media **110**. Regardless of the particular trade-off choices available to be made, the discussion herein facilitates handling these trade-off choices.

FIG. **3** shows a storage array **300**. In an implementation, multiple storage drives, such as drives **310-321** are connected together in an array to create a large amount of available storage. Such an array may be used for cloud storage support, for example. While each of the drives **310-321** in FIG. **3** is shown as a disk drive such as drive **100** shown in FIG. **1**A, these drives could be any combination of drives, such as hard disk drives, solid-state drives, etc. Similarly, while 12 drives **310-321** are shown, the storage array **300** could include any number of drives. The drives **310-321** are connected to a user device **305**. User device **305** could be any type of network device with a network connection. Historically an array such as the storage array shown in FIG. **3** would require a storage controller in the place of user device **305**. Since historically the device controller **130** only worked with a compatible storage controller, a storage controller was required to manage read/write data for the drives **310-321**. In this disclosure, the device controller **130** includes capabilities beyond the historical abilities of physically managing the disk read/write process to include the ability to execute code and perform operations that were formerly the purview of the host and host controller. Therefore, each of the drives **310-321** can function independently of user device **305**. Thus, each of drives **310-321** can independently connect to a network or networks, and operate as an independent network device.

Additionally, since each of drives **310-321** includes interface connectors and is configured to communicate directly through a communications capable link, the connection between user device **305** and each of drives **310-321** (and between each of drives **310-321**) is a communications connection, not an interface limited to a storage only protocol. This allows for standard network communication to occur between all devices. The device controller **130** can be configured to interact with any network and interact with one or many devices over one or many protocols.

By having the device controller **130** function independently, storage array **300** gains many operational advantages. In an implementation, by enabling the device controller to function independently and communicate over a network, the need for a storage controller is eliminated. Further, drives **310-321** are enabled to have independent storage policies that can maximize efficiency of each node as is required/desired for the aggregate array.

For example, if one drive, such as drive **310** is configured to store medical records, the device controller in drive **310** can be configured to optimize reliability for medical record storage. This might include recording content less densely, in order to reduce content corruption. It might also include storage information identifying the drive as non-rewriteable, so the data will not be overwritten and erased in the future. Similarly, the device controller might require password authorization in order to retrieve the content from the drive, or the drive could encode all content stored on the drive to protect privacy.

In another implementation, a drive, such as drive **311**, could be configured as a drive to store on-line temporal video data. In this case, the drive may be configured to store data very densely, as there may be little concern over content corruption. Similarly, the drive **311** may be configured with little to no security for short-lived, redundant or cached data. The device controller could further be configured to differentiate between short-lived, redundant or cached data, and online shopping financial content, such as credit card data, etc. In this case, the online cached images or video data may be recorded with little to no security, while the online shopping financial data may be recorded with a high level of security. Again, this functionality can be customized to fit the needs and values of the user, and can be applied prior to or on-demand as the data is read from or written to the device. These different data types may be separated by drive, such as drives **311**, **312**, **313**, etc., or the data may be interspersed within the same drive. In either case, the storage device policy can cause the content to be stored according to the correct trade-off choices.

Each of the drives **310-321** may additionally have differing recording properties. For example, if drive **313** is older than drive **314**, it may have an older recording head, which doesn't allow data to be stored as densely as drive **314**. The storage device policy can manage these varying properties.

FIGS. **4**A and **4**B illustrate data storage arrangements. Historically, when a user device **305** writes data to a drive, the user device **305** provides the drive the LBA (Logical Block Address) of where to write the content. The drive then maps the LBA to a PBA (Physical Block Address). The device controller **130**, according to an implementation, is capable of managing significantly more storage information. This storage information may contain, for example, an object identifier, the size of the content stored, a location in which the content was stored, encoding information (including an encryption key, etc.), among many other elements. As discussed above, the location where the object is stored may include a simple start location, or it may be more complex, such as a starting point together with angle information, or even a complete mapping of the path of the content storage.

FIG. **4**B illustrates that in an implementation, the storage information is stored in the device controller. As in FIG. **4**A, the storage information may include a number of elements, particularly when, as disclosed herein, the device controller is customizable to allow the user to make trade-off decisions about the storage of content.

FIG. **4**C illustrates the storage information stored within the device controller including an entry for overwrite protection. This selection could be made for the entire drive **100**, for individual tracks or sectors or regions, or individually by object or read/write request for example.

FIG. **4**D illustrates that in an implementation, the storage information stored in device controller **130** may also include a pointer to a location storing full storage information for content stored within storage media **110**. This pointer information may be consistent for the entire drive **100**, or may be made by sector, track, region, or object. In an implementation, the remaining storage information (other than object identifier and pointer) may not be stored in the device controller **130**. The pointer may additionally be in any form, for example a network address that will not function when a hard drive is removed from a particular context (i.e. the network, an internet address, etc.).

FIG. **4**E illustrates that any of the storage information may be stored as a header on the content stored within the storage media **110**. It should be understood that any of the descriptions herein that describe storing storage information in the memory **135** or the device controller **130** are interchangeable—i.e. any of these descriptions applies equally well if the storage information is stored in memory within the device controller **130**, memory **135** external to the device controller **130**, or on the media with the data within the storage media **110**. While FIG. **4**E shows the storage information stored as a header on the content, the storage information can be stored in any location on the media with the content.

FIG. **5** illustrates a storage array **500**. In an implementation, multiple storage drives, such as drives **310-321** are connected together in an array to create a large pool of available storage. Such an array may be used for cloud storage support, for example. While each of the drives **310-321** in FIG. **3** is shown as a disk drive such as drive **100** shown in FIG. **1**A, these drives could be any combination of drives, such as hard disk drives, solid-state drives, etc. Similarly, while 12 drives **310-321** are shown, the storage array **300** could include any number of drives. The drives **310-321** are connected to a user device **305** and a key device **505**. User device **305** and key device **505** could each be any type of network device or virtual node with a network connection. Historically an array such as the storage array shown in FIG. **3** would require a storage controller in the place of user device **305** or key device **505**. Since historically the device controller **130** worked externally as a response-only device, a storage controller was required to manage the reading/writing of data for the drives **310-321**. In this disclosure, the device controller **130** includes capabilities beyond the historical abilities of physically managing the disk read/write process to include the ability to operate autonomously and/or interactively with other devices on the network. Therefore, each of the drives **310-321** can function independently of user device **305** or key device **505**. Thus, each of drives **310-321** can independently log in to a network, or operate as any other independent network device.

Additionally, since each of drives **310-321** can be configured to communicate directly through a communications link, the connection between user device **305** and key device **505** and each of drives **310-321** (and between each of drives **310-321**) is a network connection. This allows for network communication to occur between and among the devices. The device controller **130** can be configured to interact with any network.

Storage array **500** provides many benefits due to the fact that each of drives **310-321** can independently operate and interact, as outlined with reference to FIG. **3**. Additionally, key device **505** provides a location to store storage information (i.e. meta-data) in a remote location, optionally a secured location, from the device controller **130**, which provides many advantages.

Historically, a storage controller, such as user device **305** managed the operation of drive **310**. User device **305** directed the hard disk controller in drive **310** to write content to an LBA, and drive **310** wrote the content to the PBA that mapped to the LBA identified.

On a hard drive with a magnetic disk such as storage media **110**, there are many reasons that this is done. For example, the translation on the drive may be to obfuscate the defects on the device and/or various recording technologies (e.g. Shingled Magnetic Recording), or to write the content quickly.

On a hard drive with solid-state media, such as solid-state memory **145-148**, this is done to prevent overuse of a particular address (wear-leveling), avoid bad blocks (media defects), and/or enable faster writing, for example.

The hard drive then keeps track of various mappings to enable reading of the correct PBA when a specific LBA is requested by the host computer system.

In an embodiment, the device controller **130** simplifies both the need for the host computer system to keep track of the physical defects, etc. and the list of block addresses for each file or object. Additionally, the device controller **130** enables the storage device to maximize the storage capacity and/or performance of the storage device based on policy.

This is implemented by providing the host computer system with alternate methodologies to maintain location information about files/objects:

When a host computer system wishes write a file/object to a storage device, the user device **305** provides the data to the drive **100**. The device controller **130** stores the data where it deems best, based on the application of one or more polices. This decision may be based on (but not limited to) size of the data, existing state of the storage media, the location of the actuator arm on the media (in the case of hard disk drives), what locations have already been written, the recording technology implemented (e.g. Shingled Magnetic Recording, 3D NAND, etc.), wear leveling, alternate write activity on adjacent blocks, desired reliability level, etc.

After selecting the location the storage device may write the data to the media and subsequently or coincidentally store the location information, and/or return the location information to the requestor of the operation. This location data could additionally or alternately be written to a key device **505**. If, for example, this location information is stored only in a key device **505**, additional security for the data can be achieved. The location data may be represented in any number of ways (e.g. polar coordinates, cartesian coordinates, PBA, cylinder/track/sector, etc.). It may or may not include the size/length, reliability requirements, slope, and/or any additional information such as encryption key and/or encoding scheme.

It should be understood that the data recorded to the user device **305** or the key device **505** need not be limited to only the location of the data stored. The data could also include size of the content, encoding or encryption details of the content, etc.

The user device **305** or key device **505** then stores the location associated with the data that was written for future use (e.g. reading the data at a later time.)

FIG. **6** illustrates a drive **600** according to an implementation, which is illustrated here as a drive **600** including a storage media **110** having a magnetic surface. In this example, drive **600** includes case **105**, which physically supports a storage media **110**, a device controller **130**, a programmable logic device **605**, a memory **135**, interface connectors **125**, and connector **120**.

In an implementation, drive **600** includes storage media **110** having a magnetic surface including a plurality of zones or recording locations, a read/write transducer associated with the magnetic surface for reading and writing data in tracks in the plurality of zones, an actuator arm configured to support and position read/write transducer at a plurality of locations above the magnetic surface, and device controller **130** coupled a memory **135**.

In an implementation, device controller **130** is significantly more than a traditional hard disk controller. A traditional hard disk controller is merely device that must be attached to a host controller and is only capable of respond-

ing to commands. Device controller **130** includes all the functionality of a traditional hard disk controller, with the additional ability to run code and/or applications. Device controller **130** may be in the form of a hard disk controller linked with processor chip. In an implementation, device controller **130** could be in the form of a computing system, such as that described in FIG. **12**. When device controller is represented by the computing system described in FIG. **12**, it should be noted that the storage system **1203** may be represented by memory **135**. In other words, while there may be a storage system **1203** within device controller **130** and an additional memory **135**, this is not necessary—the memory **135** may already be represented within FIG. **12** as storage system **1203**. In either case, device controller is configured at least to handle the operations that a traditional hard disk controller handles, i.e. it is configured to control the actuator arm and read/write transducer to read and write data on storage media **110**.

Programmable logic device **605** is inserted directly into the data and/or control path of drive **600**. The programmable logic device **605** can be programmed by a user of the drive **600** for any operational need that is desired. In an embodiment, this could be used for custom encryption through hardware. Alternatively, this could be used as a regular expression engine to search for words, phrases, pictures etc. that meet certain criteria. The programmable logic device **605** could be used broadly for the entire drive **600**, or could be used on a per-request basis, such that different requests to read or write content could use different programmable logic configurations. For example, a write of a text file may use programmable logic for compression, while a write of a picture may use programmable logic for facial recognition. In an implementation, the programmable logic device **605** may include a learning algorithm or artificial intelligence that can act of the signals passing through drive **100**. The programmable logic device **605** may be incorporated into drive **600** as a programmable chip built into the drive **600**, or as a socket assembled into the drive **600** which can later accept a programmable chip (after manufacture) for example.

While programmable logic device **605** is shown connected between interface connector **125** and device controller **130**, programmable logic device **605** could also be located (and electrically and/or communicatively connected) elsewhere within the drive **600** to have the same effect. For example, programmable logic device **605** may be connected to device controller **130**, and the hardware and/or software in device controller **130** will automatically route some or all of the signals through programmable logic device **605**. In an implementation, programmable logic device **605** could be connected to a pre-amplifier (not shown) that is in turn connected to device controller **130**.

Device controller **130** is connected to interface connector **125** (through programmable logic device **605** according to an implementation) such that device controller **130** can communicate in any manner that a network server device can communicate, for example via login (telnet, ssh, etc.), via file sharing service (NFS, SAMBA, FTP, etc.), via an Object Storage API (S3, SWIFT, etc.) or via any other protocol or service that can be run over a network. Further, device controller **130** may be loaded with any selection of firmware or software. In an implementation, an operating system hosting layer or an operating system, such as Linux, Windows, etc., is loaded on the device controller **130**, allowing a user to load any software of their choosing on the device controller **130**.

FIG. **7**A illustrates a storage device policy according to an implementation. The device controller **130** as discussed herein allows multiple opportunities for the device firmware to adopt and implement flexible operational parameters. Historically, hard drives, both hard disk drives and solid-state drives, have included a single, immutable binary file of device firmware. This firmware, as discussed above, allowed only minimal customization by the user, and therefore was inefficient, or mis-matched to the operational environment for many users. With device controller **130** as discussed herein, this inflexibility is removed. The device controller **130** can allow selection of parameters that modify device operation, such as command timeout, read retry count, device format block size, background task controls, cache control parameters, etc. The device controller **130** allows a collection of cooperating libraries or execution elements running on one or more processors with varying capabilities.

The storage device policy can be stored (and modified or updated) on the device controller **130**. Alternatively (or additionally) the storage device policy can be stored at a remote location to the device controller **130** and queried by the device controller **130** as needed to implement the storage device policy.

Collection of libraries **700** shows an example of the cooperating libraries that may be included within device controller **130**. Layout library **705** can instruct the device controller **130** how to determine what layout to use for content storage. For example, layout library **705** may include algorithms that take into account the type of content to be written to the storage media **110** to determine how densely to record content onto the storage media **110**. Defect avoidance library **710** can include algorithms to determine how to deal with defects within the storage media **110**. As discussed above with reference to FIG. **4**, this could include recording content on custom paths, or altering density of recorded content based on quality of the storage media **110** in certain tracks or sectors. Read/write control library **715** can contain instructions or algorithms directing device controller **130** on how to track write protection for recorded content, for example. Read/write control library can also contain instructions around encoding of content, including where to hold encryption keys, etc. Servo library **720** can contain entries to control the operation of the physical drive elements. Device supplied library **725** may include other elements of firmware or control relevant to the drive itself, which may be unique to a certain manufacturer or drive. The examples above are mere examples, and each of these libraries may contain any variety of static values, single functions or algorithms or collections of functions or algorithms as well as the ability to obtain parameters prior to, or at, run-time from a source on the network. Similarly, the device controller may access more than just the libraries shown in FIG. **7**A, or might not access all of the displayed libraries.

In this collection of libraries, calls to and from one layer of the software made to a function in another layer of the software can be linked at the time the layer is loaded in the system. This method of linking at a late time allows for customized code or library entries to be deployed in the device controller **130**. This collection of libraries **700** subsumes much of what has traditionally been device firmware on a hard disk controller.

FIG. **7**B illustrates an updated collection of libraries **750** in which the defect avoidance library **710** has been completely replaced by replacement defect avoidance library **760**, and a new user supplied library **780** has been added. The approach described herein allows operational charac-

teristics of the device controller **130**, i.e. the firmware, to be defined to allow for wholesale replacement of an entire layer or layers of the cooperating libraries by the user of the device. It should be noted, that layers here can refer to anything from a static value, to a single function or algorithm, to a collection of algorithms. The user supplied libraries do not even need to be written in a source language that matches the device-supplied collection of libraries **700**—they only need to satisfy the calling convention requirements of the interface software on the device controller **130**.

In many cases, a user will not want to replace libraries in their entirety. In such cases, the device controller **130** can accept source code or partially compiled code that can be further compiled or interpreted by the device controller **130** and incorporated into the existing collection of libraries **700**.

For example, in traditional firmware, the Read retry features of the device may be a collection of algorithmic options, in different permutations, with a different set of parameters, with some of those parameters being supplied by the user of the device.

selves. The user can choose to intercept calls between the software layers and make algorithmic transformations, or they may simply replace or extend any function call with one supplied by the user to modify default behavior.

Additionally, the user supplied algorithm, "script", "bytecode", or "binary" does not necessarily need to be transferred to the device to be utilized. In an implementation, the device controller **130** would allow for the user to insert a "callback" into the collection of libraries **700** wherein the collection of libraries **700** has the ability to make a call to an algorithm or function in another location to obtain the user specified behavior or needed information. The "callback" inserted into the collection of libraries **700** could take many forms; for example, it could be as simple as a pointer to a function in memory, or as complex as a URL that is itself a function call that executes on a remote system. Further, the "callback" does not need to be written in the same language, have a similar CPU instruction set, or be on the device itself. In an implementation, a user selects some of the supplied algorithms within the collection of libraries **700**, and provides an entirely new library of defect avoidance algorithms and rules.

Retry Profile	Phase1	Phase2	Phase 3	Phase 4	. . .
Fast	1_Rev_Retry( )	Y_Val_Avg( ) w/2 Rev	Avg_Val( ) w/10 Rev	N/A	N/A
Heroic	1_Rev_Retry( )	Avg_Val( ) w/50 Rev	Avg_Val( ) w/100 Rev	Y_Val_Avg. w/100 Rev.	"Super" recover algorithm

In the collection of libraries **700**, the same algorithms may be present in a callable form, but the user of the device can write a code snippet or script that would define the ordering of the functions tried, and the associated parameters passed to those functions, e.g.

```
Define: read_retry(timeout, max_rev) is
call 1_Rev_Retry
   if %ret == good_read then goto done
   call Y_Val_Avg(10_rev)
   if %ret == good_read then goto done
   call Y_Val_Avg(max_rev - 10_rev)
   if %ret == good_read then goto done
   call Avg_Val (max_rev)
   If %ret == good_read then goto done
   call Super_Recover(timeout)
   If %ret == good_read then goto done
   Set global ERR_CODE = cant_read;
   :done
end read_retry;
```

Historically, the user of the device would be to select one of the choices in the table above, for example the user could choose "Fast" or "Heroic" as a MODE PAGE setting through a MODE SELECT COMMAND, a SET FEATURES setting, or equivalent. The user historically is severely restricted in the number of options available.

Utilizing the collection of libraries **700** enables the user almost unlimited control of how the device performs the "read_retry" operation. The user can make an algorithmic specification of the desired behavior. The device controller **130** allows, at the user's discretion, the ability to supply an algorithm, or collection of algorithms that extend and control the operation of the device. Another way of thinking of this as that the device controller **130** supplies a "toolkit" and it is up to the user to construct the product behavior they are after by "programming" or "scripting" the behavior them-

FIG. **8**A illustrates a method of writing content **801** according to an implementation. A user sends a request to store content in step **815**. As discussed above, a user herein is not limited to a human user, but can rather include any user or network device capable of sending a request to the device controller **130**. At a minimum, this request comprises content to be stored. In an implementation, the user may include information such as an identification code, encoding information, or data protection information, for example.

In step **820**, the device controller **130** uses a storage device policy, such as that described in FIGS. **7**A and **7**B, to determine where to store the content. This determination can relate partially to the content being stored, and partially to the storage media **110**. For example, if the content contains an indication of priority level, such as information indicating that certain content is highly critical, the device controller **130**, based on the storage device policy, may determine that the content should be stored on the storage media **110** at a low density, so the likelihood of data corruption will be minimal. Similarly, the storage device policy may also have an algorithm to determine how to avoid defects, and the storage device policy may instruct the device controller **130** to avoid storing highly critical content in sectors that have defects. Depending on what libraries exist in the device controller **130**, and what the libraries control, many factors could be considered when deciding where and how to store the content.

In step **840**, the device controller can write the content to the storage media **110** as determined in step **820**. In addition to writing the actual content, in step **845** the device controller can also store a record of the write (the storage information) in memory **135** or to some non-volatile memory, such as storage media **110**. In an implementation, this information can include a unique identifier for the content. This may be an object identifier supplied by the user, or

created by the device controller **130**, for example. The storage information may also include information relating to encoding, write protection, location, size, etc. Some or all of this information may also, or alternatively, be returned to the user when the write is complete, again based on policy in force at the time of the request.

FIG. **8**B illustrates a method of writing content **801** according to an implementation. In step **805**, the device controller receives a storage device policy. Receiving a storage device policy here can mean receiving an update to a storage device policy already in place. The storage device policy can be part of an overall collection of libraries **700** that create the framework for device controller **130** to operate.

In step **810**, these newly selected and newly supplied algorithms and rules are used to update the storage device policy on the device controller **130**. In an embodiment, calls to and from one layer of the storage device policy made to a function in another layer of the storage device policy can be linked at the time the layer is loaded in the system. This method of linking at a late time allows for customized code or library entries to be deployed in the device controller **130**.

A user sends a request to store content in step **815**. At a minimum, this request comprises content to be stored. In an implementation, the user may include information such as an identification code, encoding information, or data protection information, for example.

In step **820**, the device controller **130** uses the storage device policy to determine where to store the content. This determination can relate partially to the content being stored, and partially to the storage media **110**. For example, if the content contains an indication of priority level, such as information indicating that certain content is highly critical, the device controller **130**, based on the storage device policy, may determine that the content should be stored on the storage media **110** at a low density, so the likelihood of data corruption will be minimal. Similarly, the storage device policy may also have an algorithm to determine how to avoid defects, and the storage device policy may instruct the device controller **130** to avoid storing highly critical content in sectors that have defects. Depending on what libraries exist in the device controller **130**, and what the libraries control, many factors could be considered when deciding where and how to store the content.

In an implementation, in step **825**, the device controller **130** will not have enough information in the storage device policy, and the device controller may reach back out to a network machine, or to a policy server, to request further information. For instance, the collection of libraries **700** may include a rule or algorithm that controls how to store certain content, but the user may not have selected that rule or algorithm or a replacement rule or algorithm. The device controller **130** may send a request to the user prompting the selection of a rule or algorithm or to set values for the generic rule or algorithm.

When the user supplies the needed information, the device controller **130** can update the storage device policy in step **830**, as above in step **810**, or can use the information temporally to complete the operation. When the storage device has the needed information, the device controller **130** can also update the determination of where and how to store the content in step **835**

In step **840**, the device controller can write the content to the storage media **110** as determined in step **820** and/or step **835**. In addition to writing the actual content, in step **845** the device controller can also store a record of the write (the storage information) in memory **135** or to some non-volatile memory, such as storage media **110**. In an implementation, this information can include a unique identifier for the content. This may be an object identifier supplied by the user, or created by the device controller **130**. The record may also include information relating to encoding, write protection, location, size, etc. Some or all of this information may also be returned to the user when the write is complete, again based on policy in force at the time of the request.

FIG. **8**C illustrates an operational sequence of a policy-based write according to an implementation. The device controller receives a storage device policy from a user device **305**. Receiving a storage device policy here can mean receiving an update to a storage device policy already in place. The storage device policy can be part of an overall collection of libraries **700** that create the framework for device controller **130** to operate. In an implementation, a user device **305** provides values for some of the supplied algorithms within the collection of libraries **700**, and provides some entirely new rules.

These algorithms and rules are used to update the storage device policy on the device controller **130**. In an embodiment, calls to and from one layer of the storage device policy made to a function in another layer of the storage device policy can be linked at the time the layer is loaded in the system and can remain in force permanently or temporally. This method of linking at a late time allows for customized code or library entries to be deployed in the device controller **130**.

A second user device **855** then sends a request to the device controller **130** to store content. At a minimum, this request comprises content to be stored. In an implementation, the device controller **130** needs little information beyond the content itself, but the user may still include information such as an identification code, encoding information, of data protection information, for example. This request can come from the second user device **855** for many reasons. For example, both user device **305** and second user device **855** may be part of the same network, and both user devices may have access to the device controller **130** through the network connection. Alternatively, user device **305** may have been disconnected from the network and replaced by the second user device **855** at some point in time after the storage device policy update and before the storage request. In another implementation, the drive **100** may have been disconnected from the network at some point after the storage device policy was updated. Drive **100** may have been connected to a new network that does not include user device **305**. Since the customized storage device policy resides on the device controller **130**, the storage device policy can move with the drive **100** to the new location.

The device controller **130** uses the storage device policy to determine where and how to store the content from the second user device **855**. This determination can relate partially to the content being stored, and partially to the storage media **110**. For example, if the content contains an indication of priority level, such as information indicating that certain content is highly critical, the device controller **130**, based on the storage device policy, may determine that the content should be stored on the storage media **110** at a low density, so the likelihood of data corruption will be minimal. Similarly, the storage device policy may also have an algorithm to determine how to avoid defects, and the storage device policy may instruct the device controller **130** to avoid storing highly critical content in sectors that have defects. Depending on what libraries exist in the device controller

130, and what the libraries control, many factors could be considered when deciding where and how to store the content.

In an implementation, the device controller **130** may not have enough information in the storage device policy, and the device controller may reach back out to the requesting network machine or another network resource to request further information. For instance, the collection of libraries **700** may include a rule or algorithm that controls how to store certain content, but the user may not have selected that rule or algorithm or a replacement rule or algorithm. The device controller **130** may send a request to the user prompting the selection of a rule or algorithm or to set values for the generic rule or algorithm.

When the requested information is supplied, the device controller **130** can update the storage device policy. In an implementation, some of the storage device policy defined by the user device **305** may have write protections, such that the second user device **855** does not have authority to change the storage device policy. After the storage device policy is updated, the device controller **130** can also update the determination of where and how to store the content.

The device controller **130** can write the content to the storage media as determined above. In addition to writing the actual content, the device controller **130** can also store a record of the write (the storage information) in memory **135**. In an implementation, this information can include a unique identifier for the content. This may be an object identifier supplied by the second user device **855**, or created by the device controller **130**. The record may also include information relating to encoding, write protection, location, size, etc. Some or all of this information may also be returned to the second user device **855** when the write is complete.

FIG. **8**D illustrates a method of reading content **850** according to an implementation. In step **860**, the device controller receives a storage device policy. Receiving a storage device policy here can mean receiving an update to a storage device policy already in place. The storage device policy can be part of an overall collection of libraries **700** that create the framework for device controller **130** to operate. In an implementation, a user selects some of the supplied algorithms within the collection of libraries **700**, and provides an entirely new library of defect avoidance algorithms and rules.

In step **865**, these newly selected and newly supplied algorithms and rules are used to update the storage device policy on the device controller **130**. In an embodiment, calls to and from one layer of the storage device policy made to a function in another layer of the storage device policy can be linked at the time the layer is loaded in the system. This method of linking at a late time allows for customized code or library entries to be deployed in the device controller **130**.

A user sends a request to store content in step **870**. At a minimum, this request comprises content to be stored. In an implementation, the user may include information such as an identification code, encoding information, of data protection information, or other storage information, for example. The device controller **130** uses the storage device policy to determine where and how to store the content. This determination can relate partially to the content being stored, and partially to the storage media **110**. For example, if the content contains an indication of priority level, such as information indicating that certain content is highly critical, the device controller **130**, based on the storage device policy, may determine that the content should be stored on the storage media **110** at a low density, so the likelihood of data corruption will be minimal. Similarly, the storage device policy may also have an algorithm to determine how to avoid defects, and the storage device policy may instruct the device controller **130** to avoid storing highly critical content in sectors that have defects. Depending on what libraries exist in the device controller **130**, and what the libraries control, many factors could be considered when deciding where and how to store the content.

In step **875**, the device controller can write the content to the storage media as determined. In addition to writing the actual content the device controller **130** can also store a record of the write (the storage information) in memory **135**. In an implementation, this information can include a unique identifier for the content. This may be an object identifier supplied by the user, or created by the device controller **130**. The record may also include information relating to encoding, write protection, location, size, etc. Some or all of this information may also be returned to the user when the write is complete. In an implementation, some or all of the storage information is provided by the user as part of the request to store content in step **870**.

In step **880**, the device controller **130** receives a content request. This request includes at least a content or object identifier to identify the requested content. This request may further include some or all of the information provided to the user after the write of the content was completed in step **875**.

In an implementation, in step **885**, the device controller **130** will not have enough information in the storage device policy to complete the content retrieval, and the device controller may reach back out to the requesting network machine to request further information. For instance, the collection of libraries **700** may include a rule or algorithm that controls how to protect certain content, but the user may not have selected that rule or algorithm or a replacement rule or algorithm. The device controller **130** may send a request to the user prompting the user to select a rule or algorithm or to set values for the generic rule or algorithm.

When the user supplies the requested information, the device controller **130** can update the storage device policy in step **890**, as above in step **865**.

In step **893**, the device controller **130** retrieves the requested content according to the storage device policy that has been defined. In step **895**, the device controller **130** sends the content back to the user.

FIG. **8**E illustrates an operational sequence of a policy-based write according to an implementation. The device controller receives a storage device policy from a user device **305**. Receiving a storage device policy here can mean receiving an update to a storage device policy already in place. The storage device policy can be part of an overall collection of libraries **700** that create the framework for device controller **130** to operate. In an implementation, a user device **305** provides values for some of the supplied algorithms within the collection of libraries **700**, and provides some entirely new rules.

These algorithms and rules are used to update the storage device policy on the device controller **130**. In an embodiment, calls to and from one layer of the storage device policy made to a function in another layer of the storage device policy can be linked at the time the layer is loaded in the system. This method of linking at a late time allows for customized code or library entries to be deployed in the device controller **130**.

The user device **305** then sends a request to the device controller **130** to store content. At a minimum, this request comprises content to be stored. In an implementation, the device controller **130** needs little information beyond the content itself, but the user may still include information such

as an identification code, encoding information, of data protection information, for example.

The device controller **130** uses the storage device policy to determine where and how to store the content from the second user device **855**. This determination can relate partially to the content being stored, and partially to the storage media **110**. For example, if the content contains an indication of priority level, such as information indicating that certain content is highly critical, the device controller **130**, based on the storage device policy, may determine that the content should be stored on the storage media **110** at a low density, so the likelihood of data corruption will be minimal. Similarly, the storage device policy may also have an algorithm to determine how to avoid defects, and the storage device policy may instruct the device controller **130** to avoid storing highly critical content in sectors that have defects. Depending on what libraries exist in the device controller **130**, and what the libraries control, many factors could be considered when deciding where to store the content.

The device controller **130** writes the content to the storage media as determined above. In addition to writing the actual content, the device controller **130** can also store a record of the write (the storage information) in memory **135**. In an implementation, this information can include a unique identifier for the content. This may be an object identifier supplied by the second user device **855**, or created by the device controller **130**. The record may also include information relating to encoding, write protection, location, size, etc. Some or all of this information may also be returned to the second user device **855** when the write is complete.

At some point, a second user device **855** sends a content request to device controller **130**. This request includes at least a content or object identifier to identify the requested content. This request may further include some or all of the information provided to the user device **305** after the write of the content was completed.

This request can come from the second user device **855** for many reasons. For example, both user device **305** and second user device **855** may be part of the same network, and both user devices may have access to the device controller **130** through the network connection. Alternatively, user device **305** may have been disconnected from the network and replaced by the second user device **855** at some point in time after the storage device policy update and before the storage request. In another implementation, the drive **100** may have been disconnected from the network at some point after the storage device policy was updated. Drive **100** may have been connected to a new network that does not include user device **305**. Since the customized storage device policy resides on the device controller **130**, the storage device policy can move with the drive **100** to the new location.

In an implementation, the device controller **130** will not have enough information in the storage device policy, and the device controller may reach back out to the requesting network machine to request further information. For instance, the collection of libraries **700** may include a rule or algorithm that controls how to store certain content, but the user may not have selected that rule or algorithm or a replacement rule or algorithm. The device controller **130** may send a request to the second user device **855** prompting the second user device **855** to select a rule or algorithm or to set values for the generic rule or algorithm. The storage device policy set by the user device **305** may include protections that restrict later updates to the storage device policy. The second user device **855** may therefore have limited or no option to change the storage device policy.

When the second user device **855** supplies the requested information, the device controller **130** can update the storage device policy. The device controller **130** retrieves the requested content according to the storage device policy that has been defined. The device controller **130** then sends the content back to the second user device **855**.

FIG. **9**A illustrates a method of writing content **900** according to an implementation. In step **905**, the device controller receives a storage device policy. Receiving a storage device policy here can mean receiving an update to a storage device policy already in place. The storage device policy can be part of an overall collection of libraries **700** that create the framework for device controller **130** to operate. In an implementation, a user selects some of the supplied algorithms within the collection of libraries **700**.

In step **910**, these newly selected and newly supplied algorithms and rules are used to update the storage device policy on the device controller **130**. In an embodiment, calls to and from one layer of the storage device policy made to a function in another layer of the storage device policy can be linked at the time the layer is loaded in the system. This method of linking at a late time allows for customized code or library entries to be deployed in the device controller **130**.

A user sends a request to store content in step **915**. At a minimum, this request comprises content to be stored. In an implementation, the user may include information such as an identification code, encoding information, of data protection information, for example.

In step **920**, the device controller **130** uses the storage device policy to determine where and how to store the content. This determination can relate partially to the content being stored, and partially to the storage media **110**. For example, if the content contains an indication of priority level, such as information indicating that certain content is highly critical, the device controller **130**, based on the storage device policy, may determine that the content should be stored on the storage media **110** at a low density, so the likelihood of data corruption will be minimal. Similarly, the storage device policy may also have an algorithm to determine how to avoid defects, and the storage device policy may instruct the device controller **130** to avoid storing highly critical content in sectors that have defects. Depending on what libraries exist in the device controller **130**, and what the libraries control, many factors could be considered when deciding where and how to store the content.

In an implementation, in step **925**, the device controller **130** will determine that the location identified by the device controller **130** to write to content already has content that is write protected. Note that this information (write protection) is stored within the drive **100**, and consequently will not lose write protection status is drive **100** is removed from connection with user device **305**, for example.

In step **930**, the device controller **130** does not complete the write operation, and in step **935**, an error is returned to user device **305**. In an embodiment, rather than return an error, the device controller **130** could identify another location that is not write protected, and complete the write operation.

According to an implementation, drive **100** may be configured so that all data stored thereon is write protected, in which case the device controller **130** may simply write content sequentially through the drive, maintaining a pointer to the next location to write content. In this case, when the pointer reaches the end of the available space on the storage media **110**, any additional requests to write will be returned as errors. Alternatively, this behavior may be limited to a

portion of the storage media **110**, or may be decided on a per-block or per object basis, for example.

FIG. **9**B illustrates an operational sequence of a policy-based write according to an implementation. The device controller receives a storage device policy from a user device **305**. Receiving a storage device policy here can mean receiving an update to a storage device policy already in place. The storage device policy can be part of an overall collection of libraries **700** that create the framework for device controller **130** to operate. In an implementation, a user device **305** provides values for some of the supplied algorithms within the collection of libraries **700**, and provides some entirely new rules.

These algorithms and rules are used to update the storage device policy on the device controller **130**. In an embodiment, calls to and from one layer of the storage device policy made to a function in another layer of the storage device policy can be linked at the time the layer is loaded in the system. This method of linking at a late time allows for customized code or library entries to be deployed in the device controller **130**.

A second user device **855** then sends a request to the device controller **130** to store content. At a minimum, this request comprises content to be stored. In an implementation, the device controller **130** needs little information beyond the content itself, but the user may still include information such as an identification code, encoding information, or data protection information, for example. This request can come from the second user device **855** for many reasons. For example, both user device **305** and second user device **855** may be part of the same network, and both user devices may have access to the device controller **130** through the network connection. Alternatively, user device **305** may have been disconnected from the network and replaced by the second user device **855** at some point in time after the storage device policy update and before the storage request. In another implementation, the drive **100** may have been disconnected from the network at some point after the storage device policy was updated. Drive **100** may have been connected to a new network that does not include user device **305**. Since the customized storage device policy resides on the device controller **130**, the storage device policy can move with the drive **100** to the new location.

The device controller **130** uses the storage device policy to identify where and how to store the content from the second user device **855**. This determination can relate partially to the content being stored, and partially to the storage media **110**. For example, if the content contains an indication of priority level, such as information indicating that certain content is highly critical, the device controller **130**, based on the storage device policy, may determine that the content should be stored on the storage media **110** at a low density, so the likelihood of data corruption will be minimal. Similarly, the storage device policy may also have an algorithm to determine how to avoid defects, and the storage device policy may instruct the device controller **130** to avoid storing highly critical content in sectors that have defects. Depending on what libraries exist in the device controller **130**, and what the libraries control, many factors could be considered when deciding where and how to store the content.

In an implementation, the device controller **130** will determine that the location identified by the device controller **130** already contains content that is write protected. Consequently, the device controller **130** will not store that content. A notification of an error will then be returned to the second user device **855**. According to an implementation, drive **100** may be configured so that all data stored thereon is write protected, in which case the device controller **130** may simply write content sequentially through the drive, maintaining a pointer to the next location to write content. In this case, when the pointer reaches the end of the available space on the storage media **110**, any additional requests to write will be returned as errors. Alternatively, this behavior may be limited to a portion of the storage media **110**, or may be decided on a per-block or per object basis, for example.

FIG. **9**C illustrates a method of reading content **950** according to an implementation. In step **955**, the device controller receives a storage device policy. Receiving a storage device policy here can mean receiving an update to a storage device policy already in place. The storage device policy can be part of an overall collection of libraries **700** that create the framework for device controller **130** to operate. In an implementation, a user selects some of the supplied algorithms within the collection of libraries **700**, and provides an entirely new library of defect avoidance algorithms and rules.

In step **960**, these newly selected and newly supplied algorithms and rules are used to update the storage device policy on the device controller **130**. In an embodiment, calls to and from one layer of the storage device policy made to a function in another layer of the storage device policy can be linked at the time the layer is loaded in the system. This method of linking at a late time allows for customized code or library entries to be deployed in the device controller **130**.

A user sends a request to store content in step **965**. At a minimum, this request comprises content to be stored. In an implementation, the user may include information such as an identification code, encoding information, of data protection information, for example. The device controller **130** uses the storage device policy to determine where and how to store the content. In an implementation, this determination includes a determination that the content should be stored as write-protected (or write-once) such that is will not be deleted later or overwritten. This determination could be based on an entire drive **100** being designated as a write-protected drive, or as certain sectors or tracks or regions being pre-designated as write protected. Alternatively, an individual object may be designated as write-protected as it is stored.

Any determination of where or how to store the content can relate partially to the content being stored, and partially to the storage media **110**. For example, if the content contains an indication of priority level, such as information indicating that certain content is highly critical, the device controller **130**, based on the storage device policy, may determine that the content should be stored on the storage media **110** at a low density, so the likelihood of data corruption will be minimal. Similarly, the storage device policy may also have an algorithm to determine how to avoid defects, and the storage device policy may instruct the device controller **130** to avoid storing highly critical content in sectors that have defects. Depending on what libraries exist in the device controller **130**, and what the libraries control, many factors could be considered when deciding where and how to store the content.

In step **970**, the device controller can write the content to the storage media as determined, including an indication of write protection. In addition to writing the actual content the device controller **130** can also store a record of the write (the storage information) in memory **135** or to some non-volatile media, such as storage media **110**. In an implementation, this information can include a unique identifier for the content. This may be an object identifier supplied by the user, or

created by the device controller **130**. The record may also include information relating to encoding, write protection, location, size, etc. Some or all of this information may also be returned to the user when the write is complete.

In step **975**, the device controller **130** receives a content request. This request includes at least a content or object identifier to identify the requested content. This request may further include some or all of the information provided to the user after the write of the content was completed in step **970**.

In step **980**, the device controller **130** retrieves the requested content according to the storage device policy that has been defined. In step **985**, the device controller **130** sends the content back to the user.

FIG. **9**D illustrates an operational sequence of a policy-based write according to an implementation. The device controller receives a storage device policy from a user device **305**. Receiving a storage device policy here can mean receiving an update to a storage device policy already in place. The storage device policy can be part of an overall collection of libraries **700** that create the framework for device controller **130** to operate. In an implementation, a user device **305** provides values for some of the supplied algorithms within the collection of libraries **700**, and provides some entirely new rules.

These algorithms and rules are used to update the storage device policy on the device controller **130**. In an embodiment, calls to and from one layer of the storage device policy made to a function in another layer of the storage device policy can be linked at the time the layer is loaded in the system. This method of linking at a late time allows for customized code or library entries to be deployed in the device controller **130**.

The user device **305** then sends a request to the device controller **130** to store content. At a minimum, this request comprises content to be stored. In an implementation, the device controller **130** needs little information beyond the content itself, but the user may still include information such as an identification code, encoding information, of data protection information, for example. In an implementation, the content is sent with a specific instruction that the content be written and write protected so that the content cannot be overwritten in the future.

The device controller **130** uses the storage device policy to determine where and how to store the content from the user device **305**. In an implementation, this determination includes a determination that the content will be written and write protected. This determination may be due to the specific instruction of write protection for the content delivered, or due to an overarching policy that all content (or some portion of content) stored on drive **100** should be written and write protected.

The device controller **130** writes the content to the storage media as determined above. In addition to writing the actual content, the device controller **130** can also store a record of the write (the storage information) in memory **135**, including an indication of write protection. In an implementation, this information can include a unique identifier for the content. This may be an object identifier supplied by the user device **305**, or created by the device controller **130**. The record may also include information relating to encoding, write protection, location, size, etc. Some or all of this information may also be returned to the second user device **855** when the write is complete.

At some point, a second user device **855** sends a content request to device controller **130**. This request includes at least a content or object identifier to identify the requested content. This request may further include some or all of the information provided to the user device **305** after the write of the content was completed.

This request can come from the second user device **855** for many reasons. For example, both user device **305** and second user device **855** may be part of the same network, and both user devices may have access to the device controller **130** through the network connection. Alternatively, user device **305** may have been disconnected from the network and replaced by the second user device **855** at some point in time after the storage device policy update and before the storage request. In another implementation, the drive **100** may have been disconnected from the network at some point after the storage device policy was updated. Drive **100** may have been connected to a new network that does not include user device **305**. Since the customized storage device policy resides on the device controller **130**, the storage device policy can move with the drive **100** to the new location.

The device controller **130** retrieves the requested content according to the storage device policy that has been defined. The device controller **130** then sends the content back to the second user device **855**.

FIG. **10**A illustrates a method of writing content **1000** according to an implementation. In step **1005**, the device controller receives a storage device policy. Receiving a storage device policy here can mean receiving an update to a storage device policy already in place. The storage device policy can be part of an overall collection of libraries **700** that create the framework for device controller **130** to operate. In an implementation, a user selects some of the supplied algorithms within the collection of libraries **700**.

In step **1010**, these newly selected and newly supplied algorithms and rules are used to update the storage device policy on the device controller **130**. In an embodiment, calls to and from one layer of the storage device policy made to a function in another layer of the storage device policy can be linked at the time the layer is loaded in the system. This method of linking at a late time allows for customized code or library entries to be deployed in the device controller **130**.

A user sends a request to store content in step **1015**. At a minimum, this request comprises content to be stored. In an implementation, the user may include information such as an identification code, encoding information, of data protection information, for example.

In step **1020**, the device controller **130** uses the storage device policy to determine where and how to store the content. This determination can relate partially to the content being stored, and partially to the storage media **110**. For example, if the content contains an indication of priority level, such as information indicating that certain content is highly critical, the device controller **130**, based on the storage device policy, may determine that the content should be stored on the storage media **110** at a low density, so the likelihood of data corruption will be minimal. Similarly, the storage device policy may also have an algorithm to determine how to avoid defects, and the storage device policy may instruct the device controller **130** to avoid storing highly critical content in sectors that have defects. Depending on what libraries exist in the device controller **130**, and what the libraries control, many factors could be considered when deciding where and how to store the content.

In an implementation, this determination will include a determination of where storage information will be stored. For example, the storage information may be stored on the memory **135** on drive **100**. Alternately, the storage information may be returned to the user device **305** that requested the content storage. The storage information could also be

sent to a separate device, such as key device **505** for storage. In an implementation, when the storage information is sent to key device **505**, the device controller **130** may determine not to store the information on memory **135**. In step **1025**, an indication of the location of the storage information is stored in memory **135**, or inserted into a header **625** stored with the content on storage media **110**.

In step **1030**, the device controller **130** completes the write operation, and in step **1035**, storage information for the content is written to memory **135**. The storage information written to memory may not include all of the storage information. For example, the storage information written to memory **135** may include only an object identifier and a pointer to the storage location of the rest of the storage information. In this way, if the drive **100** is physically removed from its initial location, or for some reason key device **505** is removed, the content stored on storage media **110** can remain secure.

According to an implementation, drive **100** may be configured so that all data stored thereon has storage information stored in key device **505**, thus requiring drive **100** to communicate with the key device **505** prior to retrieving any content. According to an implementation, content objects within drive **100** may be treated individually, such that certain objects have associated storage information stored on a key device **505**, while others may not.

FIG. **10**B illustrates an operational sequence of a policy-based write according to an implementation. The device controller receives a storage device policy from a user device **305**. Receiving a storage device policy here can mean receiving an update to a storage device policy already in place. The storage device policy can be part of an overall collection of libraries **700** that create the framework for device controller **130** to operate. In an implementation, a user device **305** provides values for some of the supplied algorithms within the collection of libraries **700**, and provides some entirely new rules.

These algorithms and rules are used to update the storage device policy on the device controller **130**. In an embodiment, calls to and from one layer of the storage device policy made to a function in another layer of the storage device policy can be linked at the time the layer is loaded in the system. This method of linking at a late time allows for customized code or library entries to be deployed in the device controller **130**.

A user device **305** then sends a request to the device controller **130** to store content. At a minimum, this request comprises content to be stored. In an implementation, the device controller **130** needs little information beyond the content itself, but the user may still include information such as an identification code, encoding information, of data protection information, for example.

The device controller **130** uses the storage device policy to identify where and how to store the content from the user device **305**. This determination may include a determination on where to store storage information. This may be due to an overarching policy that all content stored on the drive **100** should store storage information on key device **505**, for example. In an implementation, prior to recording the content to the storage media **110**, the device controller reaches out to the key device **505** to request a location pointer for the storage information for the content to be stored (i.e. some indication of where the storage information will be stored). This pointer is returned to the device controller, which inserts the pointer into a header **625** that is inserted into the content to be stored. The content, with the header **625** is then recorded on storage media **110**. In an implementation, the location pointer for indicating the location of the storage information (which in turn indicates how to read the stored content) can be provided by the device controller **130** to the key device **505**. The key device **505** can then store the storage information at the location indicated by the location pointer.

FIG. **10**C illustrates a method of reading content **1050** according to an implementation. In step **1045**, the device controller receives a storage device policy. Receiving a storage device policy here can mean receiving an update to a storage device policy already in place. The storage device policy can be part of an overall collection of libraries **700** that create the framework for device controller **130** to operate. In an implementation, a user selects some of the supplied algorithms within the collection of libraries **700**.

In step **1055**, these newly selected and newly supplied algorithms and rules are used to update the storage device policy on the device controller **130**. In an embodiment, calls to and from one layer of the storage device policy made to a function in another layer of the storage device policy can be linked at the time the layer is loaded in the system. This method of linking at a late time allows for customized code or library entries to be deployed in the device controller **130**.

A user sends a request to store content in step **1060**. At a minimum, this request comprises content to be stored. In an implementation, the user may include information such as an identification code, encoding information, of data protection information, for example. The device controller **130** uses the storage device policy to determine where and how to store the content. In an implementation, this determination includes a determination that the storage information for the content should be stored as externally to the drive **100** such that is may have additional security. This determination could be based on an entire drive **100** being designated to do so, or as certain sectors or tracks or regions being pre-designated as such. Alternatively, an individual object may be designated to be so treated. According to an implementation, this designation can be flexible, and change over time.

Any determination of where or how to store the content can relate partially to the content being stored, and partially to the storage media **110**. For example, if the content contains an indication of priority level, such as information indicating that certain content is highly critical, the device controller **130**, based on the storage device policy, may determine that the content should be stored on the storage media **110** at a low density, so the likelihood of data corruption will be minimal. Similarly, the storage device policy may also have an algorithm to determine how to avoid defects, and the storage device policy may instruct the device controller **130** to avoid storing highly critical content in sectors that have defects. Depending on what libraries exist in the device controller **130**, and what the libraries control, many factors could be considered when deciding where and how to store the content.

In step **1065**, The device controller **130** can insert an indication of where the storage information will be stored for the content to be stored.

In step **1070**, the device controller can write the content to the storage media as determined, including an indication of a location of storage information. In addition to writing the actual content the device controller **130** can also store a record of the write (the storage information) in memory **135**. In an implementation, the storage information stored on memory **135** is only a subset of the storage memory, for instance only including an object identifier, and a location of the full storage information.

In step **1075**, the device controller **130** receives a content request. This request includes at least a content or object identifier to identify the requested content. This request may further include some or all of the information provided to the user after the write of the content was completed in step **1070**.

In step **1080**, the device controller **130** reaches out to the location identified by the pointer (for example the key device **505**) for the storage information to determine the storage information. This storage information may include track, sector, or region information indicating where the content is stored on storage media **110**. In an implementation, the storage information may include detailed location information, such as polar or cartesian coordinates, slope, derivative or other information identifying the specific location of the content storage. In an implementation, the content could be irretrievable without this specific storage information. In step **1085**, the device controller **130** receives the storage information from the key device **505**.

In step **1090**, the device controller **130** uses the storage information received from key device **505**, together with the storage device policy to retrieve the requested information. In step **1095**, the device controller **130** returns the content to the requester.

FIG. **10**D illustrates an operational sequence of a policy-based write according to an implementation. The device controller receives a storage device policy from a user device **305**. Receiving a storage device policy here can mean receiving an update to a storage device policy already in place. The storage device policy can be part of an overall collection of libraries **700** that create the framework for device controller **130** to operate. In an implementation, a user device **305** provides values for some of the supplied algorithms within the collection of libraries **700**, and provides some entirely new rules.

These algorithms and rules are used to update the storage device policy on the device controller **130**. In an embodiment, calls to and from one layer of the storage device policy made to a function in another layer of the storage device policy can be linked at the time the layer is loaded in the system. This method of linking at a late time allows for customized code or library entries to be deployed in the device controller **130**.

A user device **305** then sends a request to the device controller **130** to store content. At a minimum, this request comprises content to be stored. In an implementation, the device controller **130** needs little information beyond the content itself, but the user may still include information such as an identification code, encoding information, of data protection information, for example.

The device controller **130** uses the storage device policy to identify where and how to store the content from the user device **305**. This determination may include a determination on where to store storage information. This may be due to an overarching policy that all content stored on the drive **100** should store storage information on key device **505**, for example. In an implementation, prior to recording the content to the storage media **110**, the device controller **130** determines that storage device information will be stored on a key device **505**. This location is inserted into a header **625** that is inserted into the content to be stored. The content, with the header **625** is then recorded on storage media **110**.

At some point, user device **305** sends a content request to device controller **130**. This request includes at least a content or object identifier to identify the requested content. This request may further include some or all of the information provided to the user device **305** after the write of the content was completed.

The device controller reaches out to the key device **505** to retrieve the storage information. It should be understood that the key device **505** may include security protections to ensure that only authorized users can retrieve the storage information. The key device **505** sends the storage information back to the device controller **130**, and the device controller uses the storage information, together with the storage device policy, to retrieve the requested content. The device controller **130** then sends the content back to the second user device **855**.

FIG. **11**A illustrates a method of writing content **1100** according to an implementation. In step **1105**, the device controller receives a storage device policy. Receiving a storage device policy here can mean receiving an update to a storage device policy already in place. The storage device policy can be part of an overall collection of libraries **700** that create the framework for device controller **130** to operate. In an implementation, a user selects some of the supplied algorithms within the collection of libraries **700**, and provides an entirely new library of defect avoidance algorithms and rules.

In step **1110**, these newly selected and newly supplied algorithms and rules are used to update the storage device policy on the device controller **130**. In an embodiment, calls to and from one layer of the storage device policy made to a function in another layer of the storage device policy can be linked at the time the layer is loaded in the system. This method of linking at a late time allows for customized code or library entries to be deployed in the device controller **130**. The storage device policy may be defined such that each object that is stored on storage media **110** may be handled independently, i.e. with its own distinct storage policy. In this way, one object can be stored with user preferences for increased data security, while another may be stored utilizing preferences for increased storage space, and still another may emphasize redundancy.

A user sends a request to store content in step **1115**. At a minimum, this request comprises content to be stored. In an implementation, the user may include information such as an identification code, encoding information, of data protection information, for example.

In step **1120**, the device controller **130** uses the storage device policy to determine where and how to store the content. This determination can relate partially to the content being stored, and partially to the storage media **110**. For example, if the content contains an indication of priority level, such as information indicating that certain content is highly critical, the device controller **130**, based on the storage device policy, may determine that the content should be stored on the storage media **110** at a low density, so the likelihood of data corruption will be minimal. Similarly, the storage device policy may also have an algorithm to determine how to avoid defects, and the storage device policy may instruct the device controller **130** to avoid storing highly critical content in sectors that have defects. Depending on what libraries exist in the device controller **130**, and what the libraries control, many factors could be considered when deciding where and how to store the content.

In step **1125**, the device controller **130** will store the content how and where determined. The device controller **130** may further store storage information, indicate write-protection, etc.

In step **1130**, the device controller **130** receives a second request to store content, comprising a content to be stored.

The device controller, in step **1135** uses the storage device policy to determine where and how to store the content. In an implementation, the device controller **130** determines to store the content in this second request differently that the device controller **130** stored the first content. In step **1140**, the hard drive stores the second content differently than it stored the first content,

FIG. **11**B illustrates an operational sequence of a policy-based write according to an implementation. The device controller receives a storage device policy from a user device **305**. Receiving a storage device policy here can mean receiving an update to a storage device policy already in place. The storage device policy can be part of an overall collection of libraries **700** that create the framework for device controller **130** to operate. In an implementation, a user device **305** provides values for some of the supplied algorithms within the collection of libraries **700**, and provides some entirely new rules.

These algorithms and rules are used to update the storage device policy on the device controller **130**. In an embodiment, calls to and from one layer of the storage device policy made to a function in another layer of the storage device policy can be linked at the time the layer is loaded in the system. This method of linking at a late time allows for customized code or library entries to be deployed in the device controller **130**.

A second user device **855** then sends a request to the device controller **130** to store content. At a minimum, this request comprises content to be stored. In an implementation, the device controller **130** needs little information beyond the content itself, but the user may still include information such as an identification code, encoding information, of data protection information, for example. This request can come from the second user device **855** for many reasons. For example, both user device **305** and second user device **855** may be part of the same network, and both user devices may have access to the device controller **130** through the network connection. Alternatively, user device **305** may have been disconnected from the network and replaced by the second user device **855** at some point in time after the storage device policy update and before the storage request. In another implementation, the drive **100** may have been disconnected from the network at some point after the storage device policy was updated. Drive **100** may have been connected to a new network that does not include user device **305**. Since the customized storage device policy resides on the device controller **130**, the storage device policy can move with the drive **100** to the new location.

The device controller **130** uses the storage device policy to identify where and how to store the content from the second user device **855**. This determination can relate partially to the content being stored, and partially to the storage media **110**. For example, if the content contains an indication of priority level, such as information indicating that certain content is highly critical, the device controller **130**, based on the storage device policy, may determine that the content should be stored on the storage media **110** at a low density, so the likelihood of data corruption will be minimal. Similarly, the storage device policy may also have an algorithm to determine how to avoid defects, and the storage device policy may instruct the device controller **130** to avoid storing highly critical content in sectors that have defects. Depending on what libraries exist in the device controller **130**, and what the libraries control, many factors could be considered when deciding where and how to store the content.

The device controller **130** will store the content in accordance with the determination of where and how to store the content.

At some point, the device controller **130** receives a second request to store content, comprising at least the content to be stored. This request may come from a device distinct from the second user device **855**, such as the user device **305**. It should be noted that the second request may also be received from an entirely distinct device that did not participate in defining the storage device policy. As above, the device controller **130** determines where and how to store the second content. According to the storage device policy, this may be distinct from how the first content was stored. The storage device policy may define that certain sectors or regions be stored in certain ways, or may leave flexibility that each individual object can be stored with its own policy determinations. The device controller **130** can then store the content according to the storage device policy.

FIG. **11**C illustrates a method of reading content **1150** according to an implementation. In step **1155**, the device controller receives a storage device policy. Receiving a storage device policy here can mean receiving an update to a storage device policy already in place. The storage device policy can be part of an overall collection of libraries **700** that create the framework for device controller **130** to operate. In an implementation, a user selects some of the supplied algorithms within the collection of libraries **700**, and provides an entirely new library of defect avoidance algorithms and rules.

In step **1160**, these newly selected and newly supplied algorithms and rules are used to update the storage device policy on the device controller **130**. In an embodiment, calls to and from one layer of the storage device policy made to a function in another layer of the storage device policy can be linked at the time the layer is loaded in the system. This method of linking at a late time allows for customized code or library entries to be deployed in the device controller **130**.

A user sends a request to retrieve content in step **1165**. At a minimum, this request comprises a content identifier. In step **1170**, the device controller can retrieve the requested content in accordance with the storage device policy, and in step **1175**, the device controller returns the content to the user.

In step **1180**, the device controller **130** receives a second request for content, comprising at least a second content identifier. In an implementation, this second content may be stored according to different storage device policy rules that was the first content. Consequently, the device controller **130** will use different storage device policy rules to retrieve the second content in step **1185**. The device controller **130** can then return the content to the requesting user in step **1190**. It is of note that the content stored on storage media **110** can be independently written according to storage device policy at any level—i.e. each individual object may have different value trade-offs within the same drive **100**.

FIG. **11**D illustrates an operational sequence of a policy-based write according to an implementation. The device controller receives a storage device policy from a user device **305**. Receiving a storage device policy here can mean receiving an update to a storage device policy already in place. The storage device policy can be part of an overall collection of libraries **700** that create the framework for device controller **130** to operate. In an implementation, a user device **305** provides values for some of the supplied algorithms within the collection of libraries **700**, and provides some entirely new rules.

These algorithms and rules are used to update the storage device policy on the device controller **130**. In an embodiment, calls to and from one layer of the storage device policy made to a function in another layer of the storage device policy can be linked at the time the layer is loaded in the system. This method of linking at a late time allows for customized code or library entries to be deployed in the device controller **130**.

The user device **305** then sends a request to the device controller **130** to retrieve content. At a minimum, this request comprises a content identifier. In an implementation, the device controller **130** needs little information beyond the content identifier itself, but the user may still include any of the storage information provided by the device controller when the content was stored in storage media **110**.

The device controller **130** uses the storage device policy to retrieve the content from the storage media **110**. The device controller then returns that content to the user device **305**.

A second user device **855** then sends a request to the device controller **130** to retrieve content. At a minimum, this request comprises a content identifier. The storage device policy may indicate distinct rules for this content than was used to store the first content. Consequently, the device controller **130** may use different storage device policy rules to retrieve the second requested content than it used to retrieve the first requested content. After retrieving the content, the device controller **130** returns the content to the second user device **855**.

Referring to FIG. **12**, computing system **1202** may comprise a micro-processor and other circuitry that retrieves and executes software **1205** from storage system **1203**. Computing system **1202** may be implemented within a single processing device, but may also be distributed across multiple processing devices or sub-systems that cooperate in executing program instructions. Examples of computing system **1202** include general purpose central processing units, application specific processors, and logic devices, as well as any other type of processing device, combinations, or variations thereof.

Storage system **1203** may comprise any computer readable storage media readable by computing system **1202** and capable of storing software **1205**. Storage system **1203** may include volatile and nonvolatile, removable and non-removable media implemented in any method or technology for storage of information, such as computer readable instructions, data structures, program modules, or other data. Examples of storage media include random access memory, read only memory, magnetic disks, optical disks, flash memory, virtual memory and non-virtual memory, magnetic cassettes, magnetic tape, magnetic disk storage or other magnetic storage devices, or other suitable storage media, except for propagated signals. In no case is the computer readable storage media a propagated signal.

In addition to computer readable storage media, in some implementations storage system **1203** may also include computer readable communication media over which at least some of software **1205** may be communicated internally or externally. Storage system **1203** may be implemented as a single storage device, but may also be implemented across multiple storage devices or sub-systems co-located or distributed relative to each other. Storage system **1203** may comprise additional elements, such as a controller, capable of communicating with computing system **1202** or possibly other systems.

Software **1205** may be implemented in program instructions and among other functions may, when executed by computing system **1202**, direct computing system **1202** to operate as described with respect to the various operational scenarios, sequences, and processes illustrated herein. For example, software **1205** may include program instructions for implementing and updating storage device policies.

In particular, the program instructions may include various components or modules that cooperate or otherwise interact to carry out the various processes and operational scenarios described herein. The various components or modules may be embodied in compiled or interpreted instructions, or in some other variation or combination of instructions. The various components or modules may be executed in a synchronous or asynchronous manner, serially or in parallel, in a single threaded environment or multi-threaded, or in accordance with any other suitable execution paradigm, variation, or combination thereof. Software **1205** may include additional processes, programs, or components, such as operating system software, virtual machine software, or other application software, in addition to or that include storage process **1206**. Software **1205** may also comprise firmware or some other form of machine-readable processing instructions executable by computing system **1202**.

In general, software **1205** may, when loaded into computing system **1202** and executed, transform a suitable apparatus, system, or device (of which computing system **1201** is representative) overall from a general-purpose computing system into a special-purpose computing system enhance calendars of interest. Indeed, encoding software **1205** on storage system **1203** may transform the physical structure of storage system **1203**. The specific transformation of the physical structure may depend on various factors in different implementations of this description. Examples of such factors may include, but are not limited to, the technology used to implement the storage media of storage system **1203** and whether the computer-storage media are characterized as primary or secondary storage, as well as other factors.

For example, if the computer readable storage media are implemented as semiconductor-based memory, software **1205** may transform the physical state of the semiconductor memory when the program instructions are encoded therein, such as by transforming the state of transistors, capacitors, or other discrete circuit elements constituting the semiconductor memory. A similar transformation may occur with respect to magnetic or optical media. Other transformations of physical media are possible without departing from the scope of the present description, with the foregoing examples provided only to facilitate the present discussion.

Communication interface system **1207** may include communication connections and devices that allow for communication with other computing systems (not shown) over communication networks (not shown). Examples of connections and devices that together allow for inter-system communication may include network interface cards, antennas, power amplifiers, RF circuitry, transceivers, and other communication circuitry. The connections and devices may communicate over communication media to exchange communications with other computing systems or networks of systems, such as metal, glass, air, or any other suitable communication media. The aforementioned media, connections, and devices are well known and need not be discussed at length here.

User interface system **1209** is optional and may include a keyboard, a mouse, a voice input device, a touch input device for receiving a touch gesture from a user, a motion input device for detecting non-touch gestures and other motions by a user, and other comparable input devices and

associated processing elements capable of receiving user input from a user. Output devices such as a display, speakers, haptic devices, and other types of output devices may also be included in user interface system **1209**. In some cases, the input and output devices may be combined in a single device, such as a display capable of displaying images and receiving touch gestures. The aforementioned user input and output devices are well known in the art and need not be discussed at length here.

Communication between computing system **1201** and other computing systems (not shown), may occur over a communication network or networks and in accordance with various communication protocols, combinations of protocols, or variations thereof. Examples include intranets, internets, the Internet, local area networks, wide area networks, wireless networks, wired networks, virtual networks, software defined networks, data center buses, computing backplanes, or any other type of network, combination of network, or variation thereof. The aforementioned communication networks and protocols are well known and need not be discussed at length here. However, some communication protocols that may be used include, but are not limited to, the Internet protocol (IP, IPv4, IPv6, etc.), the transfer control protocol (TCP), and the user datagram protocol (UDP), as well as any other suitable communication protocol, variation, or combination thereof.

The included descriptions and figures depict specific embodiments to teach those skilled in the art how to make and use the best mode. By way of example, many of the implementations discussed described a magnetic hard disk drive. The discussion should also be ready to include other types of storage, such solid-state drives. For the purpose of teaching inventive principles, some conventional aspects have been simplified or omitted. Those skilled in the art will appreciate variations from these embodiments that fall within the scope of the invention. Those skilled in the art will also appreciate that the features described above may be combined in various ways to form multiple embodiments. As a result, the invention is not limited to the specific embodiments described above, but only by the claims and their equivalents.

What is claimed is:

1. An apparatus comprising:
a storage media;
a device controller operatively coupled with the storage media configured to at least:
receive, from a host, at least one storage device policy, wherein the at least one storage device policy indicates at least a recording method for writing content to the storage media;
receive a storage request, from the host, to store content;
store the content on the storage media by utilizing the recording method indicated by the at least one storage device policy;
record storage information for the content on a memory of the device controller, comprising at least a content identifier for the content;
subsequent to storing the content, receive a content request for the content, comprising at least the content identifier for the content;
in response to the content request, retrieve from the memory of the device controller, the storage information for the content;
recover the content from the storage media, at least in part according to the storage information; and
respond to the content request at least by returning the content to the host.

2. The apparatus of claim **1**, wherein the at least one storage device policy further comprises instructions that direct the device controller to differentiate the content by one or more content types and to assign a customized recording method to each of the one or more content types.

3. The apparatus of claim **2**, wherein the recording method indicated by the at least one storage device policy further comprises a head/media interface strength.

4. The apparatus of claim **3**, wherein the recoding method indicated by the at least one storage device policy further comprises instructions related to media defect treatment on the storage media.

5. The apparatus of claim **4**, wherein the recording method indicated by the at least one storage device policy further comprises one or more of a recording path density or a recording frequency.

6. The apparatus of claim **5**, wherein the recording method indicated by the at least one storage device policy further comprises instructions to determine a priority level for the content wherein the priority level indicates how densely the content is stored.

7. The apparatus of claim **1**, wherein the content identifier is assigned by the device controller and is returned in a response to the storage request.

8. The apparatus of claim **1**, wherein the instructions, when executed, direct the device controller to further:
reply to the storage request with a request for a storage device policy update;
receive a storage device policy update; and
update the storage device policy in accordance with the storage device policy update.

9. An apparatus comprising:
a storage media;
a device controller operatively coupled with the storage media configured to at least:
receive, from a host, at least one storage device policy, wherein the at least one storage device policy indicates at least a recording method for writing content to the storage media;
store content on the storage media by utilizing the recording method indicated by the at least one storage device policy;
record storage information for the content on a memory of the device controller, comprising at least a content identifier for the content;
subsequent to storing the content, receive a content request for the content, comprising at least the content identifier for the content;
in response to the content request, retrieve from the memory of the device controller the storage information for the content;
recover the content from the storage media, according to the storage information and according to the at least one storage device policy; and
respond to the content request at least by returning the content to the host.

10. The apparatus of claim **9**, wherein the at least one storage device policy comprises a command timeout.

11. The apparatus of claim **10**, wherein the at least one storage device policy further comprises a read retry count.

12. The apparatus of claim **11**, wherein the at least one storage device policy further comprises instructions related to background task controls.

13. The apparatus of claim **9**, wherein the storage media comprises a magnetic disk.

14. The apparatus of claim 9, wherein the storage media comprises a solid-state memory device.

15. The apparatus of claim 9, wherein the content identifier is assigned by the device controller and is returned in a response to the storage request.

16. An apparatus comprising:

a storage media;

a device controller operatively coupled with the storage media configured to at least:

receive, from a host, a storage policy, wherein the storage policy comprises at least a write-protection policy and recording method for writing content to the storage media;

receive, from the host, a storage request to store content;

store the content on the storage media by utilizing the recording method of the storage policy;

record storage information for the content on a memory of the device controller, comprising at least a content identifier for the content;

subsequent to storing the content, receive a delete request for the content, comprising at least the content identifier for the content;

in response to the delete request, retrieve from the memory of the device controller the storage information for the content; and

respond to the delete request, indicating that the content was not deleted in accordance with the write-protection policy.

17. The apparatus of claim 16, wherein the storage policy and the delete request are received from the same source.

18. The apparatus of claim 16, wherein the storage policy and the delete request are received from different sources.

19. The apparatus of claim 16, wherein the delete request is a modification request.

20. The apparatus of claim 16, wherein the delete request is an overwrite request.

21. An apparatus comprising:

a storage media;

a device controller operatively coupled with the storage media configured to at least:

receive a storage policy from a host, wherein the storage policy indicates at least a recording method for writing content to the storage media;

receive, from the host, a storage request to store content;

store the content on the storage media by utilizing the recording method specified by the storage policy;

send storage information for the content to a remote location;

store lookup information comprising at least a content identifier for the content and an information pointer for the storage information;

subsequent to storing the content, receive a lookup request for the content, comprising at least the content identifier for the content;

in response to the lookup request, retrieve storage information for the content from the remote location, based at least in part on the information pointer; and

retrieve the content.

22. The apparatus of claim 21, wherein the information pointer is a network address.

23. The apparatus of claim 21, wherein the step of retrieving storage information further comprises sending an authentication to the remote location.

24. The apparatus of claim 21, wherein the information pointer is stored in a header attached to the content.

25. The apparatus of claim 21, wherein the information pointer is stored in a memory separate from to the content.

26. An apparatus comprising:

a storage media;

a device controller operatively coupled with the storage media, comprising a memory, the device controller configured to receive content, from a host, to be stored on the storage media;

a programmable processor configured to implement a storage device policy wherein the storage device policy indicates at least a recording method for writing content to the storage media, the programmable processor communicatively coupled with the device controller such that the content received by the device controller to be stored on the storage media must pass though the programmable processor; and

program instructions stored on the memory of the device controller that, when executed, direct the device controller to at least store the content on the storage media after the content has been processed by the programmable processor by utilizing the recording method specified indicated by the storage device policy.

27. The apparatus of claim 26, wherein the programmable processor is unprogrammed when the apparatus is manufactured.

28. The apparatus of claim 26, wherein the programmable processor is configured to implement the storage device policy wherein the storage device policy further comprises instructions to encrypt content.

29. The apparatus of claim 26, wherein the programmable processor is configured to implement the storage device policy wherein the storage device policy further comprises instructions to identify a pattern in the content.

30. The apparatus of claim 29, wherein the pattern is a symbol or string.

31. The apparatus of claim 29, wherein the pattern is an image.

32. An apparatus comprising:

a storage media;

a device controller operatively coupled with the storage media configured to at least:

receive, from a host, a storage device policy, wherein the storage device policy indicates recording methods for writing content to the storage media wherein each recording method corresponds to a content type;

identify the content type of a first content and the content type of a second content;

store the first content on the storage media by utilizing a first recording method of the recording methods in accordance with the storage device policy; and

store the second content on the storage media by utilizing a second recording method of the recording methods in accordance with the storage device policy wherein the first density recording method and the second recording method differ.

33. The apparatus of claim 32, wherein the first recording method includes a first density and the second recording method includes a second density and wherein the first density and the second density are dictated by a slope at which the first content and the second content are stored on the storage media.

34. The apparatus of claim 32, wherein the first content and the second content are both stored on the storage media.

35. The apparatus of claim 34, wherein the first content is an image, and the second content is not an image.

36. The apparatus of claim **34**, wherein the first content and the second content are different content types.

* * * * *