Safety Assessment of Fatty Acids & Fatty Acid Salts as Used in Cosmetics

Status: Final Report
Release Date: May 15, 2019
Panel Meeting Date: April 8-9, 2019

The 2019 Cosmetic Ingredient Review Expert Panel members are: Chair, Wilma F. Bergfeld, M.D., F.A.C.P.; Donald V. Belsito, M.D.; Ronald A. Hill, Ph.D.; Curtis D. Klaassen, Ph.D.; Daniel C. Liebler, Ph.D.; James G. Marks, Jr., M.D.; Ronald C. Shank, Ph.D.; Thomas J. Slaga, Ph.D.; and Paul W. Snyder, D.V.M., Ph.D. The CIR Executive Director is Bart Heldreth, Ph.D. This safety assessment was prepared by Christina L. Burnett, Senior Scientific Analyst/Writer.

© Cosmetic Ingredient Review
1620 L St NW, Suite 1200 ◊ Washington, DC 20036-4702 ◊ ph 202.331.0651 ◊ fax 202.331.0088
◊ cirinfo@cir-safety.org

Momentive EX1066
U.S. Patent No. 12,337,057

ABSTRACT

The Cosmetic Ingredient Review (CIR) Expert Panel (Panel) assessed the safety of 102 fatty acids and fatty acid salts, most of which are reported to function as anticaking agents, emulsion stabilizers, viscosity increasing agents, opacifying agents, and surfactants in cosmetic products. The Panel reviewed the available data to determine the safety of these ingredients, noting that these ingredients may cause dermal irritation. Further, the Panel also noted the potential for polyunsaturated fatty acids to undergo oxidation during the formulation of cosmetic products, which may produce compounds that may be dermal sensitizers. The Panel concluded that fatty acids and fatty acid salts are safe in cosmetics in the present practices of use and concentration described in this safety assessment when formulated to be non-irritating and non-sensitizing, which may be determined based on a quantitative risk assessment (QRA).

INTRODUCTION

This report addresses the safety of 102 fatty acid and fatty acid salts (listed below) as used in cosmetics. Most of the fatty acids and fatty acid salts detailed in this safety assessment are reported to function as anticaking agents, emulsion stabilizers, viscosity increasing agents, opacifying agents, and surfactants, according to the web-based *International Cosmetic Ingredient Dictionary and Handbook* (wINCI; *Dictionary*; see Table 1).[1] Additional reported functions included hair and skin conditioning agents, binders, slip modifier, antioxidants, fragrance ingredients, colorants, skin protectants, cosmetic biocide, and film formers. Functions such as oral health care drug (for Isomerized Safflower Acid) and antifungal agent (for Calcium Undecylenate and Undecylenic Acid) are not considered cosmetic functions in the United States (US) and, therefore, do not fall under the purview of the Cosmetic Ingredient Review (CIR).

Aluminum Dilinoleate
Aluminum Distearate
Aluminum Isostearate
Aluminum Isostearates/Palmitates
Aluminum Isostearates/Stearates
Aluminum Isostearates/Laurates/Palmitates
Aluminum Isostearates/Laurates/Stearates
Aluminum Lanolate
Aluminum Stearate
Aluminum Stearates
Aluminum Tristearate
Ammonium Isostearate
Ammonium Oleate
Ammonium Stearate
Arachidic Acid
Beeswax Acid
Behenic Acid
C14-28 Alkyl Acid
C10-40 Isoalkyl Acid
C14-28 Isoalkyl Acid
C32-36 Isoalkyl Acid
Calcium Behenate
Calcium Laurate
Calcium Stearate
Calcium Undecylenate
Capric Acid
Caproic Acid
Caprylic Acid
Dilinoleic Acid
Dierucic Acid
Eicosatrienoic Acid
Erucic Acid
Hydroxycapric Acid
Hydroxycaprylic Acid
10-Hydroxydecanoic Acid
Hydroxylauric Acid
Hydroxystearic Acid
10-Hydroxystearic Acid
Isomerized Linoleic Acid
Isomerized Safflower Acid
Isostearic Acid
Lauric Acid
Linoleic Acid
Linolenic Acid
Lithium Stearate
Magnesium Lanolate
Magnesium Laurate
Magnesium Palmitate
Magnesium Stearate
Magnesium Tallowate
Myristic Acid
Methyl Myristic Acid
Oleic Acid
Palmitic Acid
Potassium Behenate
Potassium Borageate
Potassium Camelliate
Potassium Caprate
Potassium Caprylate
Potassium Caprylate/Caprate
Potassium Castorate
Potassium Hydrogenated Tallowate
Potassium Hydroxystearate
Potassium Isostearate
Potassium Lanolate
Potassium Laurate
Potassium Linoleate
Potassium Linseedate
Potassium Oleate
Potassium Olivate/Sunflowerseedate
Potassium Palmitate
Potassium Stearate
Potassium Sunflowerseedate
Potassium Tallate
Potassium Tallowate
Potassium Undecylenate
Sodium Arganate
Sodium Beeswax
Sodium Behenate
Sodium Camellia Japonica Seedate

Sodium Caprate
Sodium Caprylate
Sodium Castorate
Sodium Dilinoleate
Sodium Hydrogenated Tallowate
Sodium Hydroxystearate
Sodium Isostearate
Sodium Lanolate
Sodium Lardate
Sodium Laurate
Sodium Laurate/Linoleate/Oleate/Palmitate
Sodium Linoleate
Sodium Oleate
Sodium Palmitate
Sodium Stearate
Sodium Tallowate
Sodium Tamanuseedate
Sodium Undecylenate
Stearic Acid
Trilinoleic Acid
Undecanoic Acid
Undecylenic Acid

While most of the fatty acids (such as Linoleic Acid, with reported use in 633 cosmetic formulations)[2] and fatty acid salts have not been previously reviewed by the Panel, several previously assessed ingredients have been included herein (denoted in red above) as they fit within this grouping of fatty acids and salts and can be appropriately re-reviewed herein.[3-11] Each of the ingredients in this report comprises a carboxylic acid functional group and an aliphatic (fatty) chain. Pertinent data from the reports on the previously reviewed fatty acids and fatty acid salts are summarized in the appropriate sections of this report in *italics.* Note: The Panel has previously reviewed the safety of Arachidonic Acid; however, this ingredient is not included in this assessment because the Panel found the data were insufficient to determine safety.[12] Dermal absorption data were needed, and if absorbed, additional data are required. The conclusion was subsequently reclassified as "Use Not Supported by the Data and Information Submitted to the CIR," per the CIR Procedures. Additionally, several related ingredients have also been reviewed and are referred to herein as supplemental information.[13-19] The conclusions for the previously assessed fatty acids and fatty acid salts and the other related ingredients have been provided in Table 2.

Most of the fatty acid ingredients described in this safety assessment are ubiquitous in food as dietary fats. The US Food and Drug Administration (FDA) has affirmed that Calcium Stearate, Caprylic Acid, Linoleic Acid, Magnesium Stearate, Sodium Oleate, Sodium Palmitate, and Stearic Acid are generally recognized as safe (GRAS) as direct or indirect food substances. The US FDA has also affirmed that Oleic Acid is GRAS as a substance migrating from food packaging. Additionally, the US FDA has determined that several of the fatty acids and salts of fatty acids are approved as food additives permitted for direct addition to food for human consumption (see the Non-Cosmetic Use section for the complete list). Daily consumption of these ingredients would result in much larger systemic exposures than what is expected from use in cosmetic products, even if there was 100% absorption. A sampling of the systemic toxicity via oral exposure has been included in this report; however, the primary focus of safety for the ingredients that are approved direct food additives is based on topical exposure and local effects.

The available data in the published literature on fatty acids is voluminous. For this report, a representative sampling of the most pertinent published data, as identified by conducting an exhaustive search of the world's literature, has been included for each endpoint that is evaluated. This safety assessment also includes unpublished data. A listing of the search engines and websites that are used and the sources that are typically explored, as well as the endpoints that CIR typically evaluates, is provided on the CIR website (https://www.cir-safety.org/supplementaldoc/ preliminary-search-engines-and-websites; https://www.cir-safety.org/supplementaldoc/cir-report-format-outline). Unpublished data are provided by the cosmetics industry, as well as by other interested parties.

Some chemical and toxicological data on the fatty acids and fatty acid salts included in this safety assessment were obtained from robust summaries of data submitted to the European Chemical Agency (ECHA) by companies as part of the REACH chemical registration process.[20-33] Additionally, some data were obtained from an assessment by the Organisation for Economic Co-Operation and Development Screening Information Data Sets (OECD SIDS).[34-36] These data summaries are available on the ECHA and OECD SIDS websites, respectively, and when deemed appropriate, information from the summaries has been included in this report.

CHEMISTRY

Definitions and Structures

The definitions and structures of the fatty acids and fatty acid salts included in this safety assessment are detailed in Table 1. Fatty acids, or aliphatic acids, consist of a carboxylic acid group at the polar end and a non-polar hydrocarbon chain.[36] The general structure for these acids in mono form is:

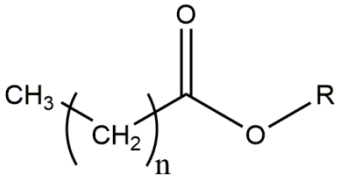

Figure 1. Generic fatty acid/salt structure (wherein R is a hydrogen atom or an ammonium, sodium, potassium, magnesium, or calcium cation. The chain lengths for fatty acids are 4 to 40 carbons in length (i.e., n is 2 to 38)).

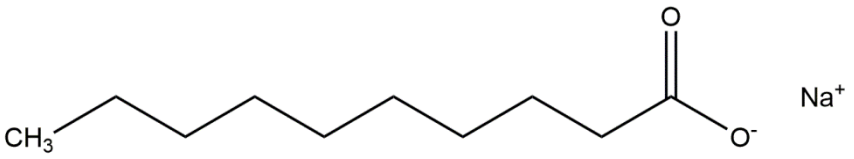

Figure 2. Specific example of a fatty acid salt with a 10 carbon chain length, Sodium Caprate

While some of these ingredients consist of straight (i.e., not branched) alkanes (saturated chains; i.e., no double bonds) like Sodium Caprate (Figure 2), some others are comprised of varying degrees of unsaturation (alkenes; e.g., Oleic Acid: 1, Linoleic Acid: 2, and Linolenic Acid: 3) and/or branching (e.g., Methyl Myristic Acid). Table 3 lists the parent fatty acid ingredients by increasing carbon chain length, for the straight chain alkanes and alkenes.

Physical and Chemical Properties

The available physical and chemical properties of many of the fatty acids in this report are found in Table 4. Generally, as alkyl chain lengths increase in fatty acids, melting points and boiling points increase, while water solubility and vapor pressure decrease.[36] Additionally, within a given carbon chain length, melting points increase with increasing saturation and decrease with increasing unsaturation. Unsaturation, especially two or more double bonds, increases the rates of fatty acid auto-oxidation, which yields hydroperoxides and other oxidation products.[37]

Method of Manufacturing

Most fatty acids occur naturally in animal and plant biochemistry, including synthesis in tissues such as the skin.[38] Fatty acids are usually produced by the hydrolysis of common animal and vegetable fats and oils followed by fractionation of the resulting fatty acids.[8] Fatty acids that are used in foods, drugs, and cosmetics normally exist as mixtures of several fatty acids, and the actual composition is dependent on the source of the acid and manufacturing process.

Lauric Acid

Lauric Acid is produced by the hydrolysis, usually via saponification, of animal or vegetable fats and oils followed by fractional distillation.[8] Lauric Acid is commonly isolated from coconut oil, and several patents describe its chemical synthesis.

Myristic Acid

The following methods have been used in the preparation of Myristic Acid: isolation from tall-oil fatty acids from 9-ketotetradecanoic acid, by electrolysis of a mixture of methyl hydrogen adipate and decanoic acid, by Maurer oxidation of myristanol, and from cetanol.[8] The most common means of preparation is by fractional distillation of hydrolyzed coconut oil, palm kernel oil, or coconut acids.

Oleic Acid

Oleic Acid is produced by the hydrolysis and fractionation (e.g., saponification and distillation) of animal or vegetable fats and oils.[8] Preparation of Oleic Acid from animal tallow and olive oil has been reported. It is also obtained as a by-product in the manufacture of solid Stearic and Palmitic Acids. Crude (i.e., unpurified, unbleached) Oleic Acid of commerce contains Stearic and Palmitic Acids in varying quantities.

Palmitic Acid

Palmitic Acid is produced by the hydrolysis and fractionation of palm oil, tallow oil, coconut oil, Japan wax, Chinese vegetable tallow, and spermaceti.[8] Fractionation is usually by distillation or crystallization. Palmitic Acid can also be obtained in the manufacturing process for Stearic Acid.

Stearic Acid

Methods of processing for Stearic Acid include hydrolysis of tallow or hydrogenation of unsaturated fatty acids (e.g., Oleic Acid) in cottonseed and other vegetable oils, followed by methods of isolation, such as fractional distillation or crystallization.[8] A successive series of pressing operations has been used to separate the liquid unsaturated fatty acids from the solid saturated fatty acids. The Palmitic Acid/Stearic Acid ratio obtained from tallow hydrolysis and triple-pressing or solvent crystallization is 55%/45%. Concentrations of Stearic Acid as high as 95-99% have been reported from the hydrogenation of unsaturated fatty acids.

Composition/Impurities

Available information on composition and impurities, including *Food Chemicals Codex* specifications, of several of the fatty acids and fatty acid salts in this report are found in Table 5.

USE

Cosmetic

The safety of the cosmetic ingredients included in this assessment is evaluated based on data received from the US FDA and the cosmetics industry on the expected use of these ingredients in cosmetics. Use frequencies of individual ingredients in cosmetics are collected from manufacturers and reported by cosmetic product category in the FDA Voluntary Cosmetic Registration Program (VCRP) database. Use concentration data are submitted by the cosmetics industry in response to surveys, conducted by the Personal Care Products Council (Council), of maximum reported use concentrations by product category.

While this report comprises, in part, a number of previously-reviewed ingredients, it was prioritized based on the high frequency of use of a previously unreviewed ingredient, Linoleic Acid. According to 2019 VCRP data, Linoleic Acid has 681 total uses in cosmetic products; the majority of the uses are in leave-on skin care products (Table 6).[39] Stearic Acid, a previously reviewed ingredient, has the most reported uses in this safety assessment with a total of 6265 uses; the majority of the uses are in leave-on eye makeup preparations and skin care products (Table 7). The reported frequency of use of this ingredient has almost tripled since it was last reviewed; Stearic Acid had a total of 2133 reported uses in 2006, the majority of which were also in leave-on eye makeup preparations and skin care products.[9] Palmitic Acid, another previously reviewed ingredient, has the second greatest number of reported uses in this safety assessment with 1532 uses; the majority of these uses are in leave-on eye makeup preparations and skin care products.[39] Again use of this ingredient has increased significantly since it was last reviewed; in 2006, Palmitic Acid had a total of 132 reported uses, and the majority of those uses were in rinse-off products.[9]

The results of the concentration of use survey conducted in 2016 by the Council indicate that Linoleic Acid is used at up to 21.8% in rinse-off skin cleansing products and at up to 3.4% in face, neck, body, and hand skin care products.[2] Sodium Laurate/Linoleate/Oleate/Palmitate is used at up to 84.7% in bath soaps and detergents and at up to 74.5% in leave-on baby products.[2] Stearic Acid was reported to be used at up to 37.4% in rinse-off products (bath soaps and detergents) and at up to 21% in leave-on products (eyebrow pencil). Use concentrations have slightly decreased since the last review of Stearic Acid in 2006, where Stearic Acid was reported to be used at up to 43% in rinse-off products (shaving cream) and 22% in leave-on products (eyeliners).[9] In 2016, Palmitic Acid was reported to be used at up to 21% in both rinse-off and leave-on products (skin cleansing preparations and fragrance products, respectively);[2] whereas in 2006, Palmitic Acid was reported to be used at up to 20% in rinse-off products (shaving cream) and 16% in leave-on products (lipsticks), indicating a slight increase in use concentration.[9] Since last reviewed, the highest concentration of use for Sodium Stearate in leave-on products has increased from 25% (in deodorants) to 84% (in fragrance preparations).[2,3] Ingredients with no reported uses in the VCRP or by Council are listed in Table 8.

Many of the ingredients included in this safety assessment may be used in products that can be incidentally ingested or come into contact with mucous membranes; for example, use is reported in lipsticks, bath preparations, and bath soaps and detergents. According to concentration of use survey data from 2016, Behenic Acid is reported to be used at up to 14% in lipstick and Sodium Laurate/Linoleate/Oleate/Palmitate is reported to be used at up to 84.7% in bath soaps and detergents.[2] Additionally, these ingredients are reported to be used in products that may come into contact with the eyes, such as eyebrow pencils, eyeliners, mascara, and eye shadows. For example, Behenic Acid is reported to be used at up to 22% in eyebrow pencils and Hydroxystearic Acid is used at up to 14% in eyeshadows.

Fatty acids and fatty acid salts were reported to be used in cosmetic sprays and powders, including skin, deodorant, and fragrance products, and could possibly be inhaled. For example, Stearic Acid is reported to be in face and neck sprays at up to 3%, Oleic Acid is reported to be in spray deodorants at up to 1.5%, and Magnesium Stearate is reported to be in face powders at up to 7.2%.[2] In practice, 95% to 99% of the droplets/particles released from cosmetic sprays have aerodynamic equivalent diameters > 10 µm with propellant sprays yielding a greater fraction of droplets/particles below 10 µm compared with pump sprays.[40-43] Therefore, most droplets/particles incidentally inhaled from cosmetic sprays would be deposited in the nasopharyngeal and bronchial regions and would not be respirable (i.e., they would not enter the lungs) to any appreciable amount.[40,41] There is some evidence indicating that deodorant spray products can release substantially larger fractions of particulates having aerodynamic equivalent diameters in the range considered to be respirable.[40] However, the information is not sufficient to determine whether significantly greater lung exposures result from the use of deodorant sprays, compared to other cosmetic sprays. Conservative estimates of inhalation exposures to respirable particles during the use of loose powder cosmetic products are 400-fold to 1000-fold less than protective regulatory and guidance limits for inert airborne respirable particles in the workplace.[44-46]

In regulations on cosmetic products in the European Union, Aluminum Stearate, Calcium Stearate, and Magnesium Stearate are listed on Annex IV: list of colorants allowed in cosmetic products in the EU.[47] Calcium Undecylenate, Potassium Undecylenate, Sodium Undecylenate, and Undecylenic Acid are listed on Annex V: list of preservatives allowed in cosmetic products; the maximum concentration in ready for use preparations is restricted to 0.2% as acid. The remaining fatty acids and fatty acid salts listed in this report are not restricted from use in any way under the rules governing cosmetic products in the European Union.

Non-Cosmetic

Most of the fatty acid ingredients described in this safety assessment are components of dietary fats found in both plant and animal food sources.[48] Linoleic Acid and Linolenic Acid are essential fatty acids for biological processes that must be obtained from the diet as they are not synthesized in the human body. The US Department of Agriculture (USDA) recommends that the daily intake of fatty acids (as unsaturated fats) in adults should be 27 g per day based on a 2000 calorie diet, and that saturated fat intake should be limited to less than 10% of daily caloric intake.

Regulations applicable to the use of fatty acids and fatty acid salts in human food, animal feed, drugs, and pesticides in the US are summarized in Table 9. Non-cosmetic uses of the ingredients listed in this report are found in Table 10.

According to Australia's National Industrial Chemicals Notification and Assessment Scheme (NICNAS), the following ingredients are not considered to pose an unreasonable risk to the health of workers and public health: Ammonium Stearate, Arachidic Acid, Behenic Acid, Calcium Behenate, Calcium Laurate, Calcium Stearate, Erucic Acid, Hydroxystearic Acid, Isostearic Acid, Lauric Acid, Linoleic Acid, Linolenic Acid, Magnesium Laurate, Magnesium Palmitate, Magnesium Stearate, Myristic Acid, Oleic Acid, Palmitic Acid, Potassium Caprylate, Potassium Castorate, Potassium Hydrogenated Tallowate, Potassium Laurate, Potassium Oleate, Potassium Palmitate, Potassium Stearate, Potassium Tallate, Potassium Tallowate, Sodium Caprylate, Sodium Castorate, Sodium Hydrogenated Tallowate, Sodium Isostearate, Sodium Laurate, Sodium Oleate, Sodium Palmitate, Sodium Stearate, Sodium Tallowate, Stearic Acid, and Undecylenic Acid.[49] The remaining fatty acids and fatty acid salts listed in this report do not have a NICNAS determination.

Potassium Caprate, Potassium Caprylate, Potassium Laurate, Potassium Linoleate, and Potassium Oleate have been investigated for use as antibacterial agents in oral care products and anti-amoeba agents in contact lens disinfectants.[50,51]

TOXICOKINETICS

Dermal Penetration

Sodium Stearate

Sodium Stearate is absorbed through both rat and human skin.[4]

Penetration Enhancement

Oleic Acid

The penetration enhancing ability of Oleic Acid (up to 10% in propylene glycol) has been studied for use in the topical delivery of celecoxib, lumiracoxib, and zaltoprofen.[52-54] The results of these studies indicated that Oleic Acid enhances dermal penetration of these drugs.

Sodium Caprate

Sodium Caprate (100 mM; 0.2 ml/100 g bodyweight) is reported to be an oral absorption promoter that has potential for use in oral drug products containing poorly permeable molecules.[55]

Myristic Acid

Myristic Acid enhanced the dermal penetration of several drugs (e.g., bupropion and nitrendipine).[10]

Absorption, Distribution, Metabolism, Excretion

Fatty acids share a common degradation pathway in which they are metabolized to acetyl-Coenzyme A (acetyl-CoA) or other key metabolites that are structurally similar breakdown products.[36] No significant differences in metabolic clearance are expected between even and odd numbered carbon chain compounds, saturated and unsaturated compounds, or branched chain compounds, although different reaction sequences accommodate different structures.

Arachidic Acid and Palmitic Acid

The blood and tissue distribution of 1-[^{14}C]-Arachidic Acid and 9,10-[^{3}H]-Palmitic Acid were studied in rats.[56] The test materials were simultaneously injected into the jugular vein of fasted or fed male rats. Arachidic Acid was found to follow the same principal pathways as Palmitic Acid, although the radiolabeled Arachidic Acid disappeared more slowly from the blood than radiolabeled Palmitic Acid. Two minutes after the injection, slightly less radiolabeled Arachidic Acid than radiolabeled Palmitic Acid was recovered from the whole animal. In the liver, more of the esterified Arachidic Acid radioactivity was present in triglycerides and less in phospholipids than that of the Palmitic Acid radioactivity.

Calcium Stearate

Limited absorption studies indicated that Calcium Stearate is slightly absorbed by isolated dog intestine.[4]

Lauric Acid, Oleic Acid, Palmitic Acid, Stearic Acid

Fatty acids are absorbed, digested, and transported in animals and humans.[8] *Radioactivity from labeled fatty acids administered orally, intravenously, intraperitoneally, and intraduodenally has been found in various tissues and in blood and lymph. β-Oxidation of the fatty acids involves serial oxidation and reduction reactions yielding acetyl-CoA.*

Hydroxystearic Acid

In male rats fed a diet containing hydrogenated castor oil, Hydroxystearic Acid was deposited in abdominal fat, as well as other body lipids, along with its metabolities (hydroxypalmitic acid, hydroxymyristic acid, and hydroxylauric acid).[5] *Hydroxystearic Acid has also been detected in the feces of 12 subjects who presumably ate a normal mixture of foods.*

Isostearic Acid

Studies with rat liver homogenate suggest Isostearic Acid is readily metabolized following ingestion.[6]

TOXICOLOGICAL STUDIES

Acute Toxicity Studies

Acute dermal and oral studies of several fatty acids and fatty acid salts are summarized in Table 11. In dermal studies of Capric Acid, Lithium Stearate, Stearic Acid, and Undecylenic Acid, the LD_{50} values were greater than 2000 mg/kg/bw.[23,28,30,32] The LD_{50} values in oral studies of Ammonium Oleate (up to 64 ml/kg), Behenic Acid (up to 5000 mg/kg bw), Calcium Stearate (2000 mg/kg bw), Capric Acid (up to 5000 mg/kg bw), Caprylic Acid (up to 5000 mg/kg bw), Isomerized Linoleic Acid (2000 mg/kg bw), Lauric Acid (up to 10,000 mg/kg bw), Lithium Stearate (up to 5000 mg/kg bw), Palmitic Acid (5000 mg/kg bw), Stearic Acid (up to 6000 mg/kg bw), and Undecylenic Acid (up to 2000 mg/kg bw) were above the doses tested.[20,22,23,25-30,32,35,57]

Lauric Acid, Oleic Acid, Palmitic Acid, Stearic Acid

Little acute toxicity was observed when Oleic Acid, Lauric Acid, Palmitic Acid, Myristic Acid, or Stearic Acid, or cosmetic formulations containing these fatty acids at concentrations of 2.2 - 13%, were given to rats orally at doses of 15,000 - 19,000 mg/kg body weight.[8]

Results from single topical applications of Oleic Acid (at concentrations up to 50%) to the skin of mice, rabbits, and guinea pigs ranged from no toxicity to signs of erythema, hyperkeratosis, and hyperplasia.[8] *An acute intradermal administration to guinea pigs of up to 25% Oleic Acid resulted in local inflammation and necrosis. A formulation containing 2.2% Palmitic Acid was considered nontoxic to rabbits in an acute dermal study. A single topically applied dose of 5 g/kg commercial grade Stearic Acid was not toxic to rabbits. An acute intradermal administration of 10 - 100 mM Stearic Acid to guinea pigs and rabbits resulted in mild erythema and slight induration.*

Aluminum Stearate, Ammonium Stearate, Lithium Stearate, Magnesium Stearate, and Sodium Stearate

Acute oral studies with rats showed that Aluminum (5.0 g/kg), Ammonium (5.0 g/kg), Lithium (tested up to 15.0 g/kg, but no effects at up to 3.0 g/kg), Magnesium (up to 10.0 g/kg), and Sodium (up to 5 g/kg) Stearates are practically nontoxic.[4] *Studies with guinea pigs demonstrated that 100% Aluminum Stearate and 100% Ammonium Stearate have a low potential for acute dermal toxicity.*

Isostearic Acid

In rats, the acute oral LD_{50} of Isostearic Acid is estimated to be greater than 32 ml/kg.[6]

Short-Term and Subchronic Toxicity Studies

Repeated dose short-term and subchronic dermal and oral studies of several fatty acid and fatty acid salt ingredients are summarized in Table 12. The no-observable-adverse effect level (NOAEL) in a dermal study of Lithium Stearate in rats was $\geq$ 1000 mg/kg bw/day for systemic effects, but the NOAEL for local effects was 100 mg/kg bw/day.[28] The NOAELs for Behenic Acid (up to 1000 mg/kg bw/day), Calcium Stearate (up to 2000 mg/kg bw/day), and Capric Acid (up to 1000 mg/kg bw/day) were greater than or equal to the highest doses tested in oral studies.[22,23,35] In oral gavage studies with Sodium Undecylenate, the NOAEL was $\leq$ 50 mg/kg bw/day with adverse effects including dose-dependent clinical signs of toxicity and adverse effects in the forestomachs of high dose groups.[32] Hepatocellular hypertrophy was observed in rats fed up to 15% Isomerized Safflower Acid in a proprietary blend for 90 days. An 8-week dietary study of up to 2.5% Undecylenic Acid reported "inhibition of growth" in rats.[57]

Lauric Acid, Oleic Acid, Palmitic Acid, Stearic Acid

No deaths or significant gross or microscopic alterations were observed among New Zealand White rabbits after 4 weeks of topical administration of product formulations containing 2.0% Stearic Acid.[8] *No abnormal physiological parameters were noted in a 13-week dermal toxicity study in rats of 2 cosmetic product formulations containing, at most, 5% Stearic Acid.*

In subchronic oral toxicity studies, Oleic Acid, Palmitic Acid, and Stearic Acid were fed to rats in diets at concentrations ranging from 5 to 50%.[8] *Thrombosis, aortic atherosclerosis, anorexia, and mortality were observed. In a subchronic study, no signs of toxicity were observed in chicks fed 5% dietary Stearic and Oleic Acids.*

Calcium Stearate

An emulsion of Calcium Stearate in egg yolk and water applied to the skin of guinea pigs for 14 days caused a significant decrease in body weight.[4] Calcium Stearate (10 or 50 mg in 0.5 ml of saline and 0.01 ml of egg yolk) administered intratracheally to rats for 2 and 4 months caused varying degrees of lung pathology.

Hydroxystearic Acid

Reduced growth rate was noted in rats fed diets containing 8.7% and 17.3% Hydroxystearic Acid, but not in rats fed 4.3% Hydroxystearic Acid, in a 90-day subchronic oral toxicity study.[5] The results of a second 90-day experiment (no reduction in growth rate) confirmed that the reduction in growth rate previously observed was due to the lower caloric density of diets consisting of 8.7% and 17.3% Hydroxystearic Acid. In both experiments, the results of hematologic and microscopic evaluations were unremarkable.

Chronic Toxicity Studies

Isomerized Safflower Acid

In a 36-week dietary study of Isomerized Safflower Acid, groups of 20 male Fischer 344 rats were given either a control diet or the same diet supplemented with 1.5% Isomerized Safflower Acid.[58] Feed consumption and body weights measurements and clinical observations of toxicity were made weekly. At termination, 15 major organs from 10 animals in each treatment group were excised, weighed, and evaluated histopathologically. No clinical signs of toxicity were observed from treatment. No treatment-related effects in feed consumption, body weight gains, or in the histopathological investigations were observed. There was no significant difference in hematological measurements in cardiac blood from the treated rats when compared to the control animals.

In another dietary study, Isomerized Safflower Acid tested given to 11 male Fischer 344 rats at 1% in semi-purified feed for 18 months. [59] A control group of 10 male rats received regular diet. The rats were observed closely for clinical signs of toxicity. Body weights and feed intake were measured weekly and twice a week, respectively. Three rats from each group were randomly selected to measure body fat after 12 weeks. Clinical chemistry and hematological analyses were performed at 72 weeks, and necropsy and histopathology performed at study end.

Four control and 3 treatment animals died before study completion: these animals were found to have severe chronic renal disease and were observed to have either pituitary or testicular tumors. Feed intake was lower in the treatment group than in the control group, but body weight and percent body fat, while lower, were not significantly different than the control group. Clinical chemistry and hematology were within normal ranges for the treatment group except for increased blood urea nitrogen and cholesterol, which may be attributed to renal failure and age, respectively. No significant differences were observed in tissue weights at necropsy. The study authors concluded that the test material did not cause adverse effects in rats. [59]

Oleic Acid

Feeding of 15% dietary Oleic Acid to rats in a chronic study resulted in normal growth and general health.[8]

Calcium Stearate

Calcium Stearate (10 or 50 mg in 0.5 ml of saline and 0.01ml of egg yolk) administered intratracheally to rats for 6 and 8 months caused varying degrees of lung pathology. [4]

DEVELOPMENTAL AND REPRODUCTIVE TOXICITY (DART) STUDIES

Dermal and oral DART studies of several fatty acid and fatty acid salt ingredients are summarized in Table 13. Lithium Stearate caused no treatment-related adverse reproductive or developmental effects at doses up to 1000 mg/kg bw/day in dermal studies where male rats were treated for 43 days and female rats were treated for 33 days until gestation day 19.[28] While non-reproductive effects were noted in parental animals in a few oral studies, no treatment-related adverse effects were observed on the reproductive cycles or development of offspring in rats exposed to Behenic Acid (up to 1000 mg/kg/day; males were treated 42 days and females were treated ~39 days until lactation day 3),[22] Calcium Stearate (up to 1000 mg/kg/day; males were treated 28 days and females were treated ~39 days until lactation day 3),[35] Capric Acid (up to 2000 mg/kg/day; females were treated up to ~33 days until lactation day 4),[23] Caprylic Acid (up to 1000 mg/kg/day; females were treated for up to 9 days during gestation starting on gestation day 12),[25,60] or Undecylenic Acid (up to 1000 mg/kg/day; males were treated up to 28 days and females were treated up to 40 days until lactation day 4).[32]

Lauric Acid, Myristic Acid, Oleic Acid, Palmitic Acid, Stearic Acid

Although placental transfer of fatty acids has been documented in several species and fetal lipid metabolism has been studied, no studies on the teratogenicity of Oleic, Lauric, Palmitic, Myristic, or Stearic Acids were found.[8] Feeding of 15% dietary Oleic Acid to rats in a chronic study resulted in impairment in the reproductive capacity of female rats. Little or no toxicity to sperm cells in vitro in whole semen samples by serial dilutions of Oleic Acid, Palmitic Acid, and Stearic Acid were observed in studies of these ingredients.[9]

Magnesium Stearate

When fed to female rabbits at 8 days post-coitus, a pharmaceutical vehicle containing 5.5% by weight Magnesium Stearate was not teratogenic.[4]

Hydroxystearic Acid

The dermal teratogenicity of two antiperspirant prototype formulations containing 7% Hydroxystearic Acid was evaluated using 2 groups of 30 Charles River Crl:CD VAF/Plus female rats on gestation days 6 through 15.[5] *There were no test article-related or statistically significant differences in the incidence of fetal malformations or fetal developmental variations between experimental and control groups. Skin irritation reactions, however, were observed in greater than 50% of the dams in both experimental groups. No deaths were reported during the study.*

GENOTOXICITY STUDIES

Genotoxicity studies of several fatty acid and fatty acid salt ingredients are summarized in Table 14. In vitro bacterial cell and mammalian cell assays were negative for genotoxicity, with and without metabolic activation, in Ammonium Oleate (up to 333 µg/plate),[20] Behenic Acid (up to 5000 µg/plate),[22] Calcium Stearate (up to 312.5 µg/plate),[35] Capric Acid (up to 10,000 µg/plate),[23,61] Caproic Acid (up to 10,000 µg/plate),[24] Caprylic Acid (up to 3333 µg/plate),[25,61] Isomerized Linoleic Acid (up to 2500 µg/plate),[26] Isomerized Safflower Acid (up to 5000 µg/plate),[62] Lauric Acid (up to 2500 µg/plate),[27,61] Linoleic Acid (dose not reported),[63] Lithium Stearate (up to 5000 µg/plate),[28] Magnesium Stearate (up to 5000 µg/plate),[64] Myristic Acid (dose not reported),[61] and Undecylenic Acid (up to 750 µg/plate).[32] In vivo, no genotoxicity was detected in a mouse micronucleus assay after oral exposure up to 2000 mg/kg Magnesium Stearate in 0.5% sodium carboxymethyl cellulose or 4000 mg/kg Undecylenic Acid in 10% gum arabic.[32,64]

Lauric Acid, Oleic Acid, Stearic Acid

Although Oleic Acid and Lauric Acid induced mitotic aneuploidy in in vitro mutagenicity tests, both have been indicated as inhibitors of mutagenicity produced by positive controls, such as N-nitrosopyrrolidine and sodium azide, in other tests. Stearic Acid was inactive in aneuploidy induction tests and in the Ames test, and it did not inhibit mutagenicity, as did Oleic Acid and Lauric Acid. No increase of mitotic crossing-over events was induced by Oleic Acid, Lauric Acid, or Stearic Acid. Oleic Acid did not increase the number of sister chromatid exchanges over background.

Magnesium Stearate

Magnesium Stearate (concentration tested not reported) was not mutagenic in microbial tests with Salmonella typhimurium or Saccharomyces cerevisiae.[4]

Hydroxystearic Acid

Hydroxystearic Acid was not mutagenic in S. typhimurium strainsTA1535, TA100, TA1537, TA1538, and TA98.[5] *However, Hydroxystearic Acid was classified as mutagenic in Escherichia coli strain Hs30. Hydroxystearic Acid was not mutagenic in the L5178Y TK +/- mouse lymphoma assay, with or without metabolic activation, nor did it produce chromosome aberrations in Chinese hamster ovary cells, with or without metabolic activation.*

CARCINOGENICITY STUDIES

Sodium Oleate

In a 108-week drinking water study, groups of 50 male and 50 female F344 rats received 0%, 2.5%, or 5.0% Sodium Oleate.[65] Water consumption was recorded twice weekly and the rats were weighed every two or four weeks. Blood and urine samples were taken from 10 rats per sex per dose group prior to study termination for biochemical and hematological analyses. A necropsy was performed at study termination to examine for tumors or other lesions in the major organs and tissues.

Survival rates for the treated rats were comparable to the controls. While there was a slight reduction in body weight gains in male rats, there were no significant differences in growth curve of treated and control rats of either sex. Water consumption was slightly, but not significantly, depressed in both female treatment groups. The mean liver weight in the 5% male test group was statistically significantly lower than that of the males in the control and 2.5% test group. The mean thymus weight in the 5% female test group was statistically significantly higher than that of the females in the control and 2.5% test group. No statistically significant differences were observed between the treated rats of either sex and the control rats in the results of urine and serum analyses, hematology parameters, or in tumor incidences, except for pancreatic tumors. An increase in the incidence of pancreatic tumors was observed in both male dose groups when compared to the control group, but these were not significantly different from reported spontaneous incidences of these tumors in this strain of rat. The authors concluded that Sodium Oleate did not induce tumors in this drinking water study in rats.[65]

Lauric Acid, Oleic Acid, Palmitic Acid, Stearic Acid

In carcinogenicity studies, no malignant tumors were induced by repeated subcutaneous injections of 1 - 16.5 mg Oleic Acid in two strains of mice. Intestinal and gastric tumors were found in mice receiving dietary Oleic Acid at daily doses up to 200 mg/mouse. Treatment of mice with repeated subcutaneous injections of 25 and 50 mg Lauric Acid was not carcinogenic. Low incidences of carcinomas, sarcomas, and lymphomas were observed in mice receiving single or repeated subcutaneous injections of 25 and 50 mg Palmitic Acid and up to 82 mg Stearic Acid. Feeding of up to 50 g/kg/day dietary Stearic Acid to mice was not carcinogenic (duration not reported).

Magnesium Stearate

Mice surviving 30-week implants of Magnesium Stearate pellets in the bladder had a bladder tumor incidence of 5.0%, but the incidence was no different than that caused by glass beads.

Hydroxystearic Acid

In an 18-month carcinogenicity study (subcutaneous study), Hydroxystearic Acid was classified as tentatively carcinogenic in Swiss-Webster mice.[5] Subcutaneous sarcomas were observed at the site of injection in 9 of the 28 mice (14 per dose group) that were alive at 6 months. All of the sarcomas were observed in the low-dose group (total dose of 4 mg delivered in a total of 8 ml tricaprylin for 80 weeks). The high-dose group received a total dose of 80 mg delivered in a total of 8 ml of tricaprylin. In a second study in which 9 A/He male mice received a total intraperitoneal dose of 60 mg Hydroxystearic Acid over a period of 4 weeks, the frequency of lung tumors was within the spontaneous occurrence.

OTHER RELEVANT STUDIES

Comedogenicity

Oleic Acid

Oleic Acid (99%) and its UVA-induced peroxides were associated with increased comedo formation on the treated ears of two species of rabbits.[8]

Isostearic Acid

A product formulation both with and without 2.5% Isostearic Acid was tested in a rabbit ear comedogenicity assay. The formulation without Isostearic Acid was irritating but did not produce comedones; however, the formulation with Isostearic Acid was both irritating and comedogenic.

Hepatotoxicity

Hydroxystearic Acid

In an in vitro study, Hydroxystearic Acid (30 µM) interfered with oxidative phosphorylation in rat liver mitochondria.[5] Oxidative phosphorylation was uncoupled and mitochondria were damaged.

DERMAL IRRITATION AND SENSITIZATION STUDIES

Dermal irritation and sensitization studies of several fatty acid and fatty acid salt ingredients are summarized in Table 15. Several in vitro assays and animal irritation studies indicate that Caproic Acid and Caprylic Acid are corrosive at concentrations of 70% and 99%, respectively, and Capric Acid (concentration not reported) Isostearic Acid (tested at 100%), Lauric Acid (concentration not reported), Trilinoleic Acid (concentration not reported), and Undecylenic Acid (concentration not reported) may be irritating.[20,24,25,27,29,31,66-70] Aluminum Tristearate, Lauric Acid, Lithium Stearate, however, were predicted to be not irritating and/or corrosive in human epidermis models.[21,28,70] In human irritation studies, Lauric Acid at 50% induced erythema, edema, and scaling in a closed epicutaneous test; however, only slight erythema was observed in an open epicutaneous test of Lauric Acid at 80%.[27] No dermal irritation was observed in subjects exposed to Palmitic Acid at 50%.[29]

In chemico direct peptide reactivity assays (DPRAs) predicted that Linoleic Acid (100 mM) and Linolenic Acid (100 mM) were skin sensitizers, while Oleic Acid (100 mM) and Undecylenic Acid (100 mM) were not.[71] In local lymph node assays (LLNAs) and modified LLNAs, Lithium Stearate (up to 10%) was not sensitizing; however, the results of tests with Ammonium Oleate (up to 50%), Hydroxystearic Acid (up to 50%); Linoleic Acid (25%), Linolenic Acid (25%), Oleic Acid (10%), and Undecylenic Acid (25%) indicate that these ingredients may induce sensitization.[20,28,33,71] In guinea pig studies, reactions observed to Ammonium Oleate (up to 50%) and Hydroxystearic Acid (up to 10%) may have been due to irritation.[20,33] No sensitization was observed in guinea pig studies with Capric Acid (up to 40%), Lauric Acid (up to 2.5%), Sodium Undecylenate (up to 0.1%), Trilinoleic Acid (up to 75%), or Undecylenic Acid (up to 100%).[23,27,31,32]

Lauric Acid, Oleic Acid, Palmitic Acid, Myristic Acid, and Stearic Acid

In single insult occlusive patch tests for primary irritation, Stearic Acid at concentrations of 35 - 65% in vehicles and Lauric, Oleic, Palmitic, and Myristic Acids at 1 - 13% in cosmetic product formulations produced no to moderate erythema and slight, if any, edema in the skin of rabbits.[8] Slight increases in irritation were observed in rabbits in short-term repeated

patch tests (daily for 3 - 14 days) of Oleic Acid (5%) and Myristic Acid (concentration not reported). Approximately 5% (w/v; 18 mmol%) alcohol solution of the fatty acids topically applied to the skin of the external ear canals of albino rabbits for 6 weeks produced a range of responses, varying from no irritation with Stearic Acid to slight irritation with Myristic Acid and Palmitic Acid to defined erythema, desquamation, and persistent follicular keratosis with Oleic Acid and Lauric Acid. Slight local edema was observed among New Zealand White rabbits after 4 weeks of topical administration of product formulations containing 2.0% Stearic Acid. In 13-week dermal toxicity studies, 2 cosmetic product formulations containing, at most, 5% Stearic Acid produced moderate skin irritation in rats receiving 4.0 ml/kg and 227 mg/kg doses.

In guinea pig maximization studies with 2 cosmetic product formulations containing 5.08% Oleic Acid and 1.0% Stearic Acid, slight reactions were observed to challenge patches.[8] These formulations were considered weak, grade 1, sensitizers. In another maximization study, after intradermal induction and booster injections of a formulation containing 3.5% Stearic Acid, reactions to topical challenge applications of the formulation were few and minimal in intensity.

In clinical primary and cumulative irritation studies, 50% Oleic Acid, 50% Myristic Acid, and 40% Stearic Acid in mineral oil were nonirritating.[8] Mild to intense erythema in single insult occlusive patch tests, soap chamber tests, and 21-day cumulative irritation studies were produced by cosmetic product formulations containing Oleic Acid (up to 30%), Palmitic Acid (2.2%), Myristic Acid (up to 8%), or Stearic Acid (up to 13%). In clinical repeated insult patch tests (open, occlusive, and semi-occlusive), maximization tests, and prophetic patch tests with cosmetic product formulations containing Oleic Acid, Lauric Acid, Palmitic Acid, and Stearic Acid at concentrations ranging from < 1 to 13%, no primary or cumulative irritation or sensitization was reported. Slight, if any, reactions were observed after challenge patching at original or adjacent sites on the upper backs or forearms of some subjects (approximately < 2%). Intensity of observed reactions to the formulations was not directly related to the concentrations of the fatty acid ingredients.

Myristic Acid

Myristic Acid (concentration not reported) was non-irritating in a single insult occlusive patch test and slightly irritating in a repeat open patch test on rabbits.[8,10] In clinical primary and cumulative irritation studies, Myristic Acid at up to 50% was nonirritating.

Aluminum Distearate, Ammonium Stearate, Magnesium Stearate, and Sodium Stearate

Skin irritation studies with rabbits demonstrated that 10% Aluminum Distearate in corn oil and 100% Ammonium Stearate were minimal and slight irritants, respectively, whereas 100% Magnesium Stearate and Sodium Stearate were non-irritating.[4] When tested on rabbit skin at concentrations of 100%, Magnesium Stearate was found to be noncorrosive. In human studies, 7 out of 20 subjects exhibited minimal to mild skin erythema when tested with an aqueous solution of 1.5% Ammonium Stearate in a single-insult, 24 h patch test. In a similar study with 0.5% Sodium Stearate in aqueous solution, 4 out of 20 subjects demonstrated minimal to moderate skin erythema. In a 21 day patch test with 10 subjects, an aqueous bath soap and detergent solution containing 0.1% to 0.25% Sodium Stearate caused minimal skin irritation. An aqueous solution of the same formulation containing 0.3% to 0.75% Sodium Stearate caused no sensitization in 100 subjects. A stick deodorant containing 7% Sodium Stearate demonstrated low potential for human skin irritation and sensitization.

Hydroxystearic Acid

Skin irritation reactions to each of 3 antiperspirant prototype formulations, each containing 7% Hydroxystearic Acid, were observed in a human primary irritation patch test using 35 volunteers.[5] Semi-occluded patches produced reactions in as many as 9 of the subjects, whereas occluded patches produced reactions in as many as 17 individuals. Only 2 reactions were noted in the semi-occluded patch controls and only 1 in the occluded patch controls. Although the formulations reportedly contained the same concentration of Hydroxystearic Acid, there were small differences in the numbers of individuals reacting to each.

Isostearic Acid

Isostearic Acid at up to 100% produced no significant skin irritation in Draize rabbit irritation tests, whereas variable degrees of irritation were produced by product formulations containing up to 35% Isostearic Acid.[6] In clinical studies, 100 subjects showed no signs of irritation after a 24 h single insult skin patch with undiluted Isostearic Acid, and product formulations containing up to 4% Isostearic Acid produced, at most, minimal irritation when similarly tested on a total of 221 subjects. In another study, 35% Isostearic Acid in mineral oil was neither an irritant nor a sensitizer in 168 subjects. Isostearic Acid at 10% in mineral oil was similarly not irritating or sensitizing to 103 subjects. Product formulations containing 2.5% to 2.85% Isostearic Acid produced no evidence of contact sensitization when tested in repeated insult patch tests on a total of 333 subjects.

PHOTOTOXICITY AND PHOTOSENSITIZATION

In Vitro

Lauric Acid and Sodium Laurate

In a validation study of the in vitro reactive oxygen species (ROS) assay and the 3T3 neutral red uptake phototoxicity test (3T3 NRU PT), Lauric Acid and Sodium Laurate were not predicted to cause phototoxicity or photoallergy.[72] These findings were supported by the results of an ultraviolet/visible light (UV/VIS) spectral analysis.

Animal

Stearic Acid

Skin lotion formulations containing 2.8% Stearic Acid were not photosensitizing to the skin of Hartley guinea pigs.[8]

Human

Linoleic Acid

In a study to evaluate skin response to UV following exposure to lipid ingredients in moisturizers, human volunteers received a 20 µl aliquot of 20 mg/ml Linoleic Acid dissolved in octyldodecanol on tape-stripped buttock skin.[73] The test sites were occluded. Two days after application of the test material, the areas were irradiated with UV (Waldmann UV800 phototherapy device and a Philips TL-20W/23 fluorescent sun lamp with emission spectrum between 285 and 350 nm; mid- to long-wavelength UV (UVB and UVA, respectively)) and skin samples were obtained 24 hours later. The histologic features and expression of markers of collagen metabolism and inflammatory mediators were evaluated. When compared to the vehicle, Linoleic Acid increased the induction of apoptotic cells and the expression of MMP- and IL-6 mRNA. The authors concluded that topical Linoleic Acid followed by UV exposure has the potential to aggravate damaged skin.

Oleic Acid, Palmitic Acid, Stearic Acid

Cosmetic product formulations containing 1 - 13% Oleic Acid, Palmitic Acid, or Stearic Acid produced no photosensitization in human subjects. [8] *There were slight reactions to a few induction patches.*

Isostearic Acid

In a subset population of 25 individuals in an irritation and sensitization study in humans, 35% Isostearic Acid in mineral oil with exposure to UVA + UVB was not a photosensitizer.[6]

OCULAR IRRITATION STUDIES

Ocular irritation studies for several fatty acid and fatty acid salt ingredients are summarized in Table 16. Caproic Acid at 50% was corrosive in bovine corneas, but Lithium Stearate (concentration not reported) was predicted to be non-irritating in a human corneal model.[24,28] In rabbits, Caproic Acid (concentration not reported), Caprylic Acid (70%), Lauric Acid (up to 100%), Lithium Stearate (concentration not reported), Stearic Acid (iso-form; 100%), Sodium Undecylenate (33.2%), and Undecylenic Acid (concentration not reported) were mild to moderate ocular irritants.[23-25,27,28,32,74] Oleic Acid (at up to 0.1%) and Palmitic Acid (concentration not reported) were not ocular irritants.[29,75]

Lauric Acid, Oleic Acid, Palmitic Acid, Myristic Acid, and Stearic Acid

In ocular irritation studies, Oleic Acid, Lauric Acid, Palmitic Acid, Myristic Acid, and Stearic Acid neat and at concentrations ranging from 1 to 19.4% in cosmetic product formulations produced no to minimal irritation after single and multiple (daily, 14-day) instillations into the eyes of albino rabbits.[8,10] *Irritation was primarily in the form of very slight conjunctival erythema. A single instillation of Lauric Acid also produced cornea1 opacity and iritis. In humans, there was no treatment-related ocular irritation in female subjects, some of whom were contact lens wearers, involved in two 3-week exaggerated-use studies of mascara formulations containing 2% and 3% Oleic Acid. These formulations were used in combination with other eye area cosmetics. Myristic Acid in product formulations at a concentration of 1.5% was minimally irritating to the eyes of rabbits.*

Aluminum Distearate, Ammonium Stearate, and Magnesium Stearate

Eye irritation studies with rabbits showed that 10% Aluminum Distearate in corn oil and undiluted Ammonium Stearate and Sodium Stearate were minimal to mild irritants; 100% Magnesium Stearate was non-irritating.[4]

Isostearic Acid

Undiluted Isostearic Acid produced no significant eye irritation in Draize rabbit irritation tests, whereas variable degrees of irritation were produced by product formulations containing Isostearic Acid.[6]

CLINICAL STUDIES

Case Reports

Hydroxystearic Acid

A patient presented with pruritic edematous erythema and scaling on the lips, and positive patch test reactions were reported with three of her lip gloss formulations.[76] Subsequent patch tests were performed with 21 lip gloss ingredients, and only Hydroxystearic Acid and C18-36 acid triglyceride, both tested at 10% in petrolatum and both present in all three lip gloss formulations, produced positive reactions (+ reaction on day 2 and day 3). Patch tests of these substances in 6 control subjects were negative.

In another case report, a patient presented with severe contact dermatitis from a lip balm and from a solid-stick underarm antiperspirant/deodorant.[77] Patch testing with ingredients from the lip balm resulted in positive results at 10% Hydroxystearic Acid in petrolatum. Subsequent patch testing with serial dilutions of Hydroxystearic Acid (99.7% pure) were positive to 0.001% in petrolatum. (A patch test with hydrogenated castor oil, an ingredient present in the deodorant formulation, was positive at 1% in petrolatum.)

Undecylenic Acid and Potassium Undecylenate

A 52-year-old white male patient presented with intermittent scaling and itching between the toes following application of a therapeutic topical cream containing 10% Undecylenic Acid as free acid and potassium salt on two consecutive days.[78] On the third day, the dorsa of the feet became erythematous, edematous, and exudative. When application of the cream was halted, gradual healing occurred with local therapy. Slight residual erythema and fissuring at the base of the left third toe was apparent on day 10 post-application. When the patient resumed use of the cream on his feet, marked erythema, edema, and pruritus occurred within 24 h on the toes and dorsa of the feet. Pruritus and lesions disappeared three weeks after the second discontinuation of the cream. Patch tests with materials from the patient's shoes were negative. Marked positive reactions were observed to the topical cream and a similar powder formulation. Patch tests with Potassium Undecylenate gave a marked positive reaction, but reactions to other preparations containing Undecylenic Acid, zinc undecylenate, copper undecylenate, potassium chloride, and potassium permanganate were negative

SUMMARY

Most of the 102 fatty acids and fatty acid salts detailed in this safety assessment are reported to function as anticaking agents, emulsion stabilizers, viscosity increasing agents, opacifying agents, and surfactants. Additional functions included hair and skin conditioning agents, binders, slip modifier, antioxidants, fragrance ingredients, colorants, skin protectants, cosmetic biocide, and film formers. While some of these ingredients have not been previously review by the Panel, such as Linoleic Acid, several previously assessed ingredients have been included herein as they fit within this grouping of fatty acids and salts and can be appropriately re-reviewed herewith. Each of the ingredients in this report comprises a carboxylic acid functional group and an aliphatic (fatty) chain.

Most of the fatty acid ingredients described in this safety assessment are ubiquitous in food as components of dietary fats. The US FDA determined that several of the fatty acids and salts of fatty acids are approved as food additives permitted for direct addition to food for human consumption. Daily consumption of these ingredients would result in much larger systemic exposures than what is expected from use in cosmetic products, even if there was 100% absorption. A sampling of the systemic toxicity via oral exposure has been included in this report; however, the primary focus of the safety assessment is the review of safety based on topical exposure and local effects.

Fatty acids occur naturally in animal and plant biochemistry, including synthesis in tissues such as the skin. Fatty acids are usually produced by the hydrolysis of common animal and vegetable fats and oils followed by fractionation of the resulting fatty acids. Fatty acids that are used in foods, drugs, and cosmetics, normally exist as mixtures of several fatty acids depending on the source and manufacturing process.

According to 2019 VCRP data, Linoleic Acid has 681 total uses in cosmetic products; the majority of these uses is in leave-on skin care products. Stearic Acid, a previously reviewed ingredient, has the most reported uses in this safety assessment with a total of 6265; the majority of these uses are in leave-on eye makeup preparations and skin care products. This ingredient had a total of 2133 reported uses in 2006; the majority of the uses were also in leave-on eye makeup preparations and skin care products. Palmitic Acid, another previously reviewed ingredient, had the second greatest number of reported uses in this safety assessment with 1532; the majority of the uses were in leave-on eye makeup preparations and skin care products. In 2006, Palmitic Acid had a total of 132 reported uses; the majority of the uses were in rinse-off products such as shampoos, shaving products, and personal cleanliness products.

The results of the concentration of use survey conducted in 2016 by the Council indicate that Linoleic Acid is used at up to 21.8% in rinse-off skin cleansing products and at up to 3.4% in face, neck, body, and hand skin care products. Sodium Laurate/Linoleate/Oleate/Palmitate is used at up to 84.7% in bath soaps and detergents and at up to 74.5% in leave-on baby products. Stearic Acid is reported to be used at up to 37.4% in rinse-off products (bath soaps and detergents) and at up to 21% in leave-on products (eyebrow pencil); Palmitic Acid is reported to be used at up to 21% in both rinse-off and leave-on products (skin cleansing preparations and fragrance products, respectively). In 2006, Stearic Acid was reported to be used at

up to 43% in rinse-off products (shaving cream) and 22% in leave-on products (eyeliners); and Palmitic Acid was reported to be used at up to 20% in rinse-off products (shaving cream) and 16% in leave-on products (lipsticks).

Fatty acids share a common degradation pathway in which they are metabolized to acetyl-CoA or other key metabolites that are structurally similar breakdown products. No differences in metabolism are expected between even and odd numbered carbon chain compounds or saturated and unsaturated compounds.

In dermal studies of Capric Acid, Lithium Stearate, Stearic Acid, and Undecylenic Acid, the LD_{50} values were greater than 2000 mg/kg/bw. The LD_{50} values in oral studies of numerous fatty acid and fatty acid salt ingredients were above the doses tested.

The NOAEL in a dermal study of Lithium Stearate in rats was $\geq$ 1000 mg/kg bw/day for systemic effects, but the NOAEL for local effects was 100 mg/kg bw/day. The NOAELs for Behenic Acid, Calcium Stearate, and Capric Acid were greater than or equal to the highest doses tested in oral studies. In oral gavage studies with Sodium Undecylenate, the NOAEL was $\leq$ 50 mg/kg bw/day with adverse effects including dose-dependent clinical signs of toxicity and adverse effects in the forestomachs of high dose groups. An 8-week dietary study of up to 2.5% Undecylenic Acid reported "inhibition of growth" in rats. Isomerized Safflower Acid tested at 1% and 1.5% in feed for 18 and 9 months, respectively, did not cause adverse effects in rats, but hepatocellular hypertrophy was observed in rats feed up to 15% in a proprietary blend in a 90-day study.

Lithium Stearate caused no treatment-related adverse reproductive or developmental effects at doses up to 1000 mg/kg bw/day in dermal studies. While non-reproductive effects were noted in parental animals in a few oral studies, no treatment-related adverse effects were observed on the reproductive cycles or development of offspring in rats exposed to Behenic Acid (up to 1000 mg/kg/day), Calcium Stearate (up to 1000 mg/kg/day), Capric Acid (up to 2000 mg/kg/day), Caprylic Acid (up to 1000 mg/kg/day), or Undecylenic Acid (up to 1000 mg/kg/day).

In vitro bacterial cell and mammalian cell assays were negative for genotoxicity in Ammonium Oleate, Behenic Acid, Calcium Stearate, Capric Acid, Caproic Acid, Caprylic Acid, Isomerized Linoleic Acid, Isomerized Safflower Acid, Lauric Acid, Linoleic Acid, Lithium Stearate, Magnesium Stearate, Myristic Acid, and Undecylenic Acid. No genotoxicity was detected in a micronucleus assay in mice with Undecylenic Acid.

Several in vitro assays and animal irritation studies indicate that Caproic Acid and Caprylic Acid are corrosive at concentrations of 70% and 99%, respectively, and Capric Acid (concentration not reported), Isostearic Acid (100%), Lauric Acid (concentration not reported), Trilinoleic Acid (concentration not reported), and Undecylenic Acid (concentration not reported) may be irritating. Aluminum Tristearate, Lauric Acid, and Lithium Stearate, however, were predicted to be not irritating and/or corrosive human epidermis models. In human irritation studies, Lauric Acid at 50% induced erythema, edema, and scaling in a closed epicutaneous test; however, only slight erythema was observed in an open epicutaneous test of Lauric Acid at 80%. No dermal irritation was observed in subjects exposed to Palmitic Acid at 50%.

In chemico DPRAs predicted that Linoleic Acid (100 mM) and Linolenic Acid (100 mM) were skin sensitizers, while Oleic Acid (100 mM) and Undecylenic Acid (100 mM) were not. In LLNAs, Lithium Stearate (up to 10%) was not sensitizing; however, the results of tests with Hydroxystearic Acid (up to 50%) and Ammonium Oleate (up to 50%) indicate that these ingredients may induce sensitization. In guinea pig studies, reactions observed to Ammonium Oleate (up to 50%) and Hydroxystearic Acid (up to 10%) may have been due to irritation. No sensitization was observed in guinea pig studies with Capric Acid (up to 40%), Lauric Acid (up to 2.5%), Sodium Undecylenate (up to 0.1%), Trilinoleic Acid (up to 75%), or Undecylenic Acid (up to 100%).

Lauric Acid and Sodium Laurate were not predicted to cause phototoxicity or photoallergy in in vitro assays. In human studies, topical application of Linoleic Acid followed by UV exposure was determined to have the potential to aggravate damaged skin.

Caproic Acid at 50% was corrosive in bovine corneas, but Lithium Stearate (concentration not reported) was predicted to be non-irritating in a human corneal model. In rabbits, Caproic Acid (concentration not reported), Caprylic Acid (70%), Lauric Acid (concentration not reported), Lithium Stearate (concentration not reported), and Undecylenic Acid (concentration not reported) were ocular irritants of varying severity. Oleic Acid (up to 0.1%) and Palmitic Acid (concentration not reported) were not ocular irritants.

Case reports of reactions to Hydroxystearic Acid in lip products and deodorants and to Potassium Undecylenate in a topical cream have been reported.

DISCUSSION

Each of the ingredients in this report comprises a carboxylic acid functional group and an aliphatic (fatty) chain. Most of the fatty acids (such as Linoleic Acid) and fatty acid salts have not been previously reviewed by the Panel. However, several previously assessed ingredients are included in this report as they fit within this grouping of fatty acids and salts, and pertinent data from the previous reports were considered by the Panel.

The Panel acknowledged that some of the fatty acids and fatty acid salts may be formed from plant-derived or animal-derived constituents. The Panel thus expressed concern regarding pesticide residues and heavy metal that may be present in botanical ingredients. They stressed that the cosmetics industry should continue to use the necessary procedures to sufficiently limit amounts of such impurities in an ingredient before blending them into cosmetic formulations. Additionally, the Panel considered the risks inherent in using animal-derived ingredients, namely the transmission of infectious agents. While tallow may be used in the manufacture of some ingredients in this safety assessment and is clearly animal-derived, the Panel notes

that tallow is highly processed, and tallow derivatives even more so. The Panel agrees with determinations by the US FDA that tallow derivatives are not risk materials for transmission of infectious agents.

The Panel also recognized that these ingredients, particularly Myristic Acid, Oleic Acid, and Sodium Caprate, can enhance the penetration of other ingredients through the skin. The Panel cautioned that care should be taken in formulating cosmetic products that may contain these ingredients in combination with any ingredients whose safety was based on their lack of dermal absorption data, or when dermal absorption was otherwise a concern.

The Panel was concerned that the potential exists for dermal irritation with the use of products formulated using fatty acids and fatty acid salts. The Panel specified that products containing fatty acids and fatty acid salts must be formulated to be non-irritating. The Panel was also concerned about the potential for polyunsaturated fatty acids to undergo oxidation during the formulation, or storage of cosmetic products, that may produce compounds that are dermal sensitizers. The Panel advises industry to limit oxidative products in formulations containing fatty acids and fatty acid salts, and to utilize accepted methodologies, such as a QRA, to ensure formulations are non-sensitizing.

Fatty acids and fatty acid salts were reported to be used in spray and powder products that could possibly be inhaled. For example, Stearic Acid is reported to be in face and neck sprays at up to 3%, Oleic Acid is reported to be in spray deodorants at up to 1.5%, and Magnesium Stearate is reported to be in face powders at up to 7.2%. There were no inhalation toxicity data available. Although the Panel noted that droplets/particles from spray and loose-powder cosmetic products would not be respirable to any appreciable amount, the potential for inhalation toxicity is not limited to respirable droplets/particles deposited in the lungs. In principle, inhaled droplets/particles deposited in the nasopharyngeal and thoracic regions of the respiratory tract may cause toxic effects depending on their chemical and other properties. However, coupled with the small actual exposure in the breathing zone and the concentrations at which the ingredients are used, the available information indicates that incidental inhalation would not be a significant route of exposure that might lead to local respiratory or systemic effects. A detailed discussion and summary of the Panel's approach to evaluating incidental inhalation exposures to ingredients in cosmetic products is available at https://www.cir-safety.org/cir-findings.

CONCLUSION

The CIR Expert Panel concluded that the following ingredients are safe in the present practices of use and concentration described in the safety assessment when formulated to be non-irritating and non-sensitizing, which may be based on a QRA.

Aluminum Dilinoleate*
Aluminum Distearate
Aluminum Isostearate*
Aluminum Isostearates/Palmitates*
Aluminum Isostearates/Stearates*
Aluminum Isostearates/Laurates/Palmitates*
Aluminum Isostearates/Laurates/Stearates*
Aluminum Lanolate*
Aluminum Stearate
Aluminum Stearates
Aluminum Tristearate
Ammonium Isostearate*
Ammonium Oleate*
Ammonium Stearate
Arachidic Acid
Beeswax Acid*
Behenic Acid
C14-28 Alkyl Acid
C10-40 Isoalkyl Acid
C14-28 Isoalkyl Acid
C32-36 Isoalkyl Acid*
Calcium Behenate
Calcium Laurate*
Calcium Stearate
Calcium Undecylenate*
Capric Acid
Caproic Acid
Caprylic Acid
Dilinoleic Acid
Dierucic Acid*
Eicosatrienoic Acid*
Erucic Acid*
Hydroxycapric Acid
Hydroxycaprylic Acid
10-Hydroxydecanoic Acid
Hydroxylauric Acid*
Hydroxystearic Acid
10-Hydroxystearic Acid*
Isomerized Linoleic Acid
Isomerized Safflower Acid*
Isostearic Acid
Lauric Acid
Linoleic Acid
Linolenic Acid
Lithium Stearate
Magnesium Lanolate*
Magnesium Laurate
Magnesium Palmitate*
Magnesium Stearate
Magnesium Tallowate*
Myristic Acid
Methyl Myristic Acid*
Oleic Acid
Palmitic Acid
Potassium Behenate
Potassium Borageate*
Potassium Camelliate*
Potassium Caprate*
Potassium Caprylate*
Potassium Caprylate/Caprate*
Potassium Castorate
Potassium Hydrogenated Tallowate

Potassium Hydroxystearate*
Potassium Isostearate
Potassium Lanolate*
Potassium Laurate
Potassium Linoleate*
Potassium Linseedate*
Potassium Oleate
Potassium Olivate/Sunflowerseedate*
Potassium Palmitate
Potassium Stearate
Potassium Sunflowerseedate*
Potassium Tallate
Potassium Tallowate
Potassium Undecylenate*
Sodium Arganate*
Sodium Beeswax*
Sodium Behenate
Sodium Camellia Japonica Seedate*
Sodium Caprate*
Sodium Caprylate*
Sodium Castorate
Sodium Dilinoleate*
Sodium Hydrogenated Tallowate*
Sodium Hydroxystearate*
Sodium Isostearate
Sodium Lanolate*
Sodium Lardate*
Sodium Laurate
Sodium Laurate/Linoleate/Oleate/Palmitate
Sodium Linoleate*
Sodium Oleate
Sodium Palmitate
Sodium Stearate
Sodium Tallowate
Sodium Tamanuseedate*
Sodium Undecylenate
Stearic Acid
Trilinoleic Acid
Undecanoic Acid
Undecylenic Acid

**Not reported to be in current use. Were ingredients in this group not in current use to be used in the future, the expectation is that they would be used in product categories and at concentrations comparable to others in this group.*

Ingredients denoted in red were previously reviewed by the Panel.

TABLES

Table 1. Definitions, idealized structures, and functions of the ingredients in this safety assessment. [1,CIR Staff]

Ingredient & CAS No.	Definition & Structure	Function(s)
Aluminum Dilinoleate 53202-37-2	Aluminum Dilinoleate is the aluminum salt of Dilinoleic Acid 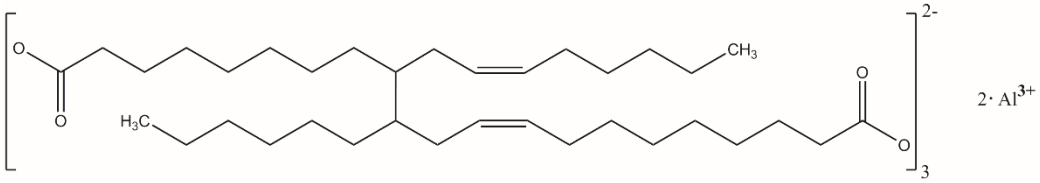	anticaking agent; emulsion stabilizer; viscosity increasing agent – nonaqueous
Aluminum Distearate 300-92-5	Aluminum Distearate is an aluminum salt of stearic acid that conforms to the formula: 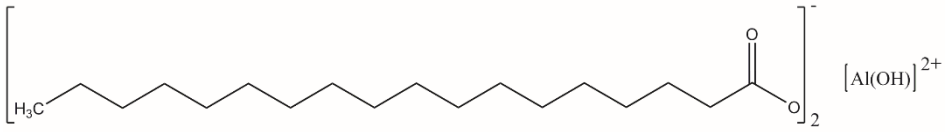	anticaking agent; emulsion stabilizer; viscosity increasing agent – nonaqueous
Aluminum Isostearate 72277-75-9	Aluminum Isostearate is the aluminum salt of isostearic acid. 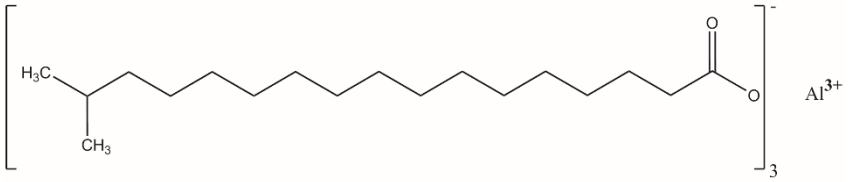 [one example of an "iso"]	anticaking agent; emulsion stabilizer; viscosity increasing agent – nonaqueous
Aluminum Isostearates/Palmitates	Aluminum Isostearates/Palmitates is the aluminum salt of a mixture of palmitic acid and isostearic acid.	anticaking agent; emulsion stabilizer; viscosity increasing agent – nonaqueous
Aluminum Isostearates/Stearates	Aluminum Isostearates/Stearates is the aluminum salt of a mixture of stearic acid and isostearic acid.	anticaking agent; emulsion stabilizer; viscosity increasing agent – nonaqueous
Aluminum Isostearates/Laurates/ Palmitates	Aluminum Isostearates/Laurates/Palmitates is the aluminum salt of a mixture of isostearic acid, lauric acid, and palmitic acid.	anticaking agent; emulsion stabilizer; viscosity increasing agent – nonaqueous
Aluminum Isostearates/Laurates/ Stearates	Aluminum Isostearates/Laurates/Stearates is the aluminum salt of a mixture of isostearic acid, lauric acid, and stearic acid.	anticaking agent; emulsion stabilizer; viscosity increasing agent – nonaqueous
Aluminum Lanolate	Aluminum Lanolate is the aluminum salt of lanolin acid. [The length of the Lanolin fatty acid chain varies from 7 to 41 carbon atoms, with the main fatty acids being palmitic (C16), stearic (C18) and longer molecules (C20 to C32).][15] 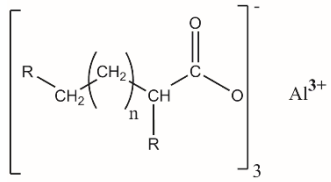 [wherein "n" is variable for the fatty acid composition of lanolin acid, and is in the range of 4 to 38; R is, in each case, hydrogen or hydroxyl, wherein at least one R is hydrogen; some fatty acids from lanolin acid may be branched][15]	anticaking agent; emulsion stabilizer; viscosity increasing agent – nonaqueous

Table 1. Definitions, idealized structures, and functions of the ingredients in this safety assessment. [1,CIR Staff]

Ingredient & CAS No.	Definition & Structure	Function(s)
Aluminum Stearate 7047-84-9	Aluminum Stearate is the aluminum salt of stearic acid that conforms to the formula: 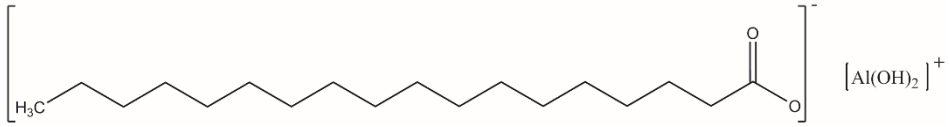	anticaking agent; colorants; emulsion stabilizer; viscosity increasing agent – nonaqueous
Aluminum Stearates	Aluminum Stearates is a mixture of equal parts of aluminum distearate and aluminum tristearate. 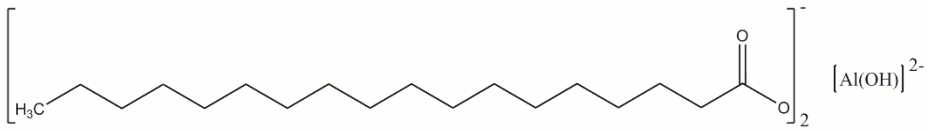 and 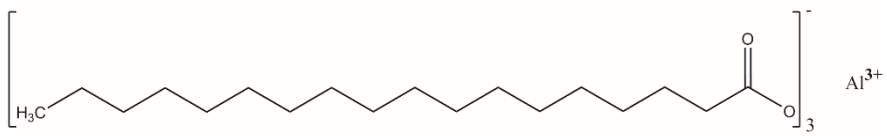	anticaking agent; emulsion stabilizer; viscosity increasing agent – nonaqueous
Aluminum Tristearate 637-12-7	Aluminum Tristearate is the aluminum salt of stearic acid that conforms generally to the formula: 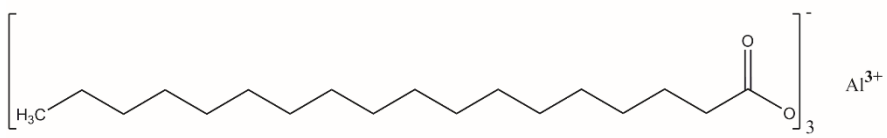	anticaking agent; emulsion stabilizer; viscosity increasing agent – nonaqueous
Ammonium Isostearate	Ammonium Isostearate is the ammonium salt of isostearic acid. 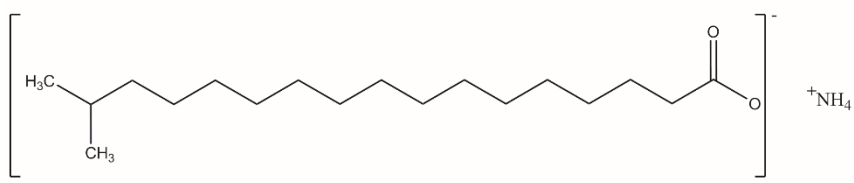 one example of an "iso"	surfactant – cleansing agent
Ammonium Oleate 544-60-5	Ammonium Oleate is the ammonium salt of oleic acid that conforms to the formula: 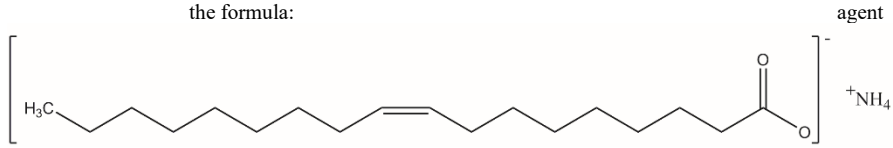	surfactant – cleansing agent
Ammonium Stearate 1002-89-7	Ammonium Stearate is the ammonium salt of stearic acid. It conforms to the formula: 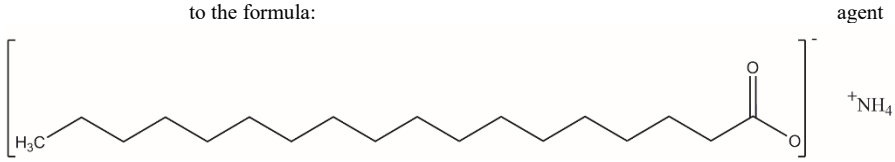	surfactant – cleansing agent

Table 1. Definitions, idealized structures, and functions of the ingredients in this safety assessment. [1,CIR Staff]

Ingredient & CAS No.	Definition & Structure	Function(s)
Arachidic Acid 506-30-9	Arachidic Acid is the fatty acid that conforms to the formula: 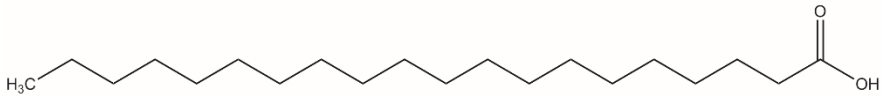	opacifying agent; surfactant – cleansing agent
Beeswax Acid	Beeswax Acid is the acid portion obtained by the saponification of beeswax. It is composed of C24 to C36 straight-chain acids. 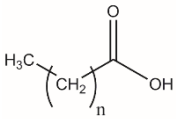 [wherein "n" is 22 to 34]	surfactant- cleansing agent; surfactant – emulsifying agent
Behenic Acid 112-85-6	Behenic Acid is the fatty acid that conforms generally to the formula: 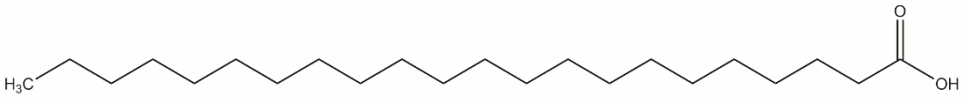	opacifying agent; surfactant – cleansing agent
C14-28 Alkyl Acid	C14-28 Alkyl Acid is a mixture of saturated fatty acids containing 14 to 28 carbons in the alkyl chain. 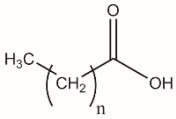 [wherein "n" is 12 to 26]	hair conditioning agent
C10-40 Isoalkyl Acid	C10-40 Isoalkyl Acid is a mixture of branched, saturated fatty acids with 10 to 40 carbons in the alkyl chain, isolated from lanolin acid. 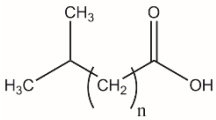 [one example of an "iso"; wherein "n" is 7 to 37]	hair conditioning agent; skin-conditioning agent - emollient
C14-28 Isoalkyl Acid	C14-28 Isoalkyl Acid is a mixture of branched chain, saturated fatty acids containing 14 to 28 carbons in the alkyl chain. 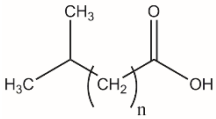 [one example of an "iso"; wherein "n" is 11 to 25]	hair conditioning agent
C32-36 Isoalkyl Acid	C32-36 Isoalkyl Acid is a mixture of branched, saturated fatty acids with 32 to 36 carbons in the alkyl chain, isolated from lanolin acid. 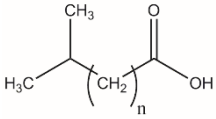 [one example of an "iso"; wherein "n" is 29 to 33]	skin-conditioning agent – misc.
Calcium Behenate 3578-72-1	Calcium Behenate is the calcium salt of Behenic Acid. 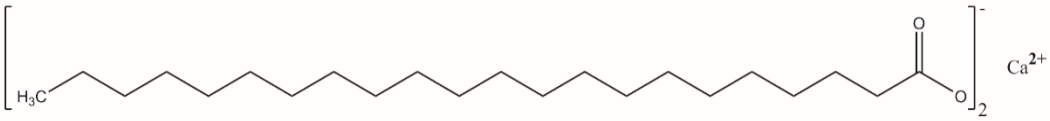	anticaking agent; viscosity increasing agent - nonaqueous

Table 1. Definitions, idealized structures, and functions of the ingredients in this safety assessment. [1,CIR Staff]

Ingredient & CAS No.	Definition & Structure	Function(s)
Calcium Laurate 4696-56-4	Calcium Laurate is the calcium salt of Lauric Acid. 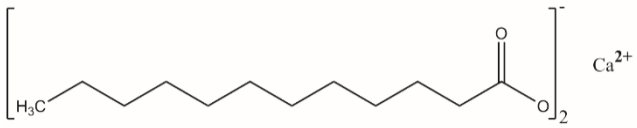	anticaking agent; emulsion stabilizer; viscosity increasing agent - nonaqueous
Calcium Stearate 1592-23-0	Calcium Stearate is the calcium salt of stearic acid. It conforms to the formula: 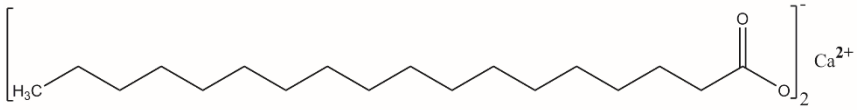	anticaking agent; colorant; emulsion stabilizer; viscosity increasing agent - nonaqueous
Calcium Undecylenate 1322-14-1	Calcium Undecylenate is the organic salt that conforms to the formula: 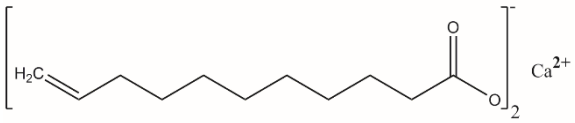	antifungal agent; viscosity increasing agent - nonaqueous
Capric Acid 334-48-5	Capric Acid is the fatty acid that conforms to the formula: 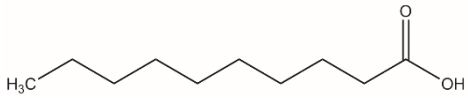	fragrance ingredient; surfactant – cleansing agent
Caproic Acid 142-62-1	Caproic Acid is the aliphatic acid that conforms to the formula: 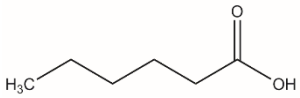	fragrance ingredient; surfactant – cleansing agent
Caprylic Acid 124-07-2	Caprylic Acid is the fatty acid that conforms to the formula: 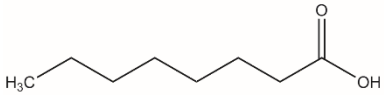	fragrance ingredient; surfactant – cleansing agent
Dilinoleic Acid 26085-09-6 6144-28-1	Dilinoleic Acid is the 36-carbon dicarboxylic acid formed by the catalytic dimerization of linoleic acid. 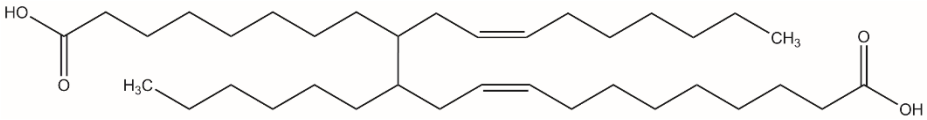	skin-conditioning agent – occlusive

Table 1. Definitions, idealized structures, and functions of the ingredients in this safety assessment. [1,CIR Staff]

Ingredient & CAS No.	Definition & Structure	Function(s)
Dierucic Acid 63541-50-4	Dierucic Acid is the 44-carbon dicarboxylic acid formed by the dimerization of Erucic Acid. 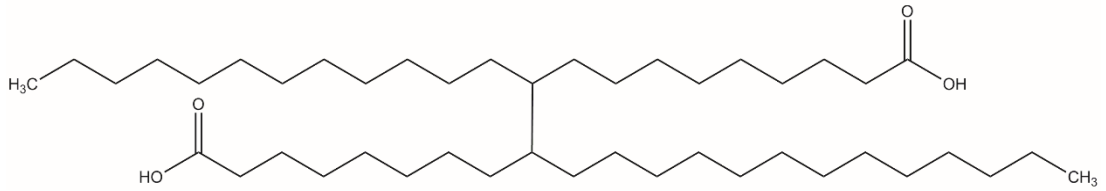	skin-conditioning agent - occlusive
Eicosatrienoic Acid 1783-84-2	Eicosatrienoic Acid is the organic compound that conforms to the formula: 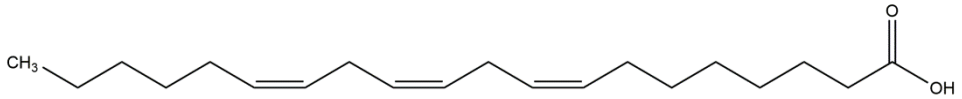	skin-conditioning agent – misc.
Erucic Acid 112-86-7	Erucic Acid is the fatty acid that conforms to the formula: 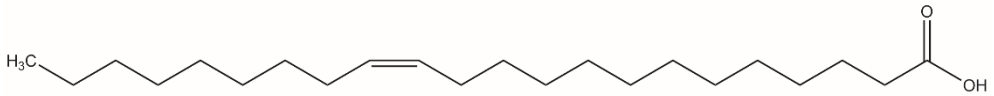	skin-conditioning agent – misc.
Hydroxycapric Acid 5393-81-7	Hydroxycapric Acid is the organic acid that conforms to the formula: 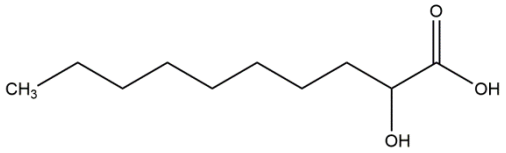	skin-conditioning agent – misc.
Hydroxycaprylic Acid 617-73-2	Hydroxycaprylic Acid is the organic acid that conforms to the formula: 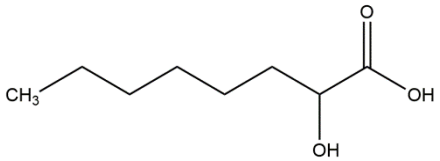	skin-conditioning agent – misc.
10-Hydroxydecanoic Acid 1679-53-4	10-Hydroxydecanoic Acid is the organic compound that conforms to the formula: 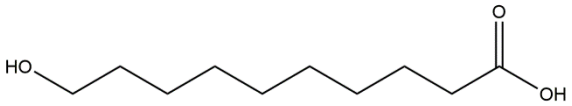	skin-conditioning agent - occlusive
Hydroxylauric Acid 2984-55-6	Hydroxylauric Acid is the organic compound that conforms to the formula: 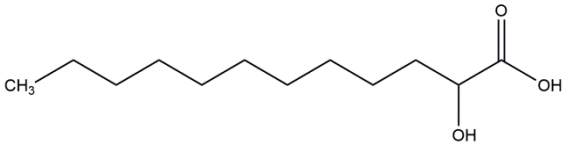	skin-conditioning agent – misc.
Hydroxystearic Acid 106-14-9 1330-70-7	Hydroxystearic Acid is the fatty acid that conforms generally to the formula: 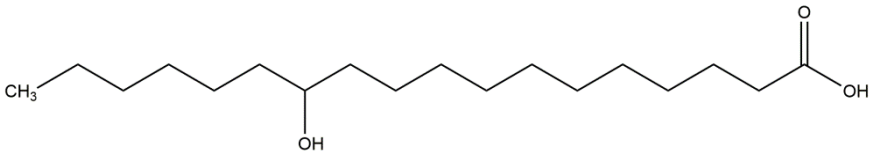	surfactant – cleansing agent

Table 1. Definitions, idealized structures, and functions of the ingredients in this safety assessment. [1,CIR Staff]

Ingredient & CAS No.	Definition & Structure	Function(s)
10-Hydroxystearic Acid 638-26-6	10-Hydroxystearic Acid is the organic compound that conforms to the formula: 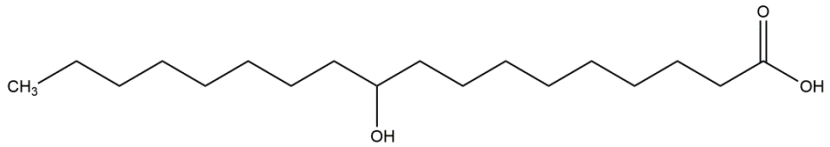	skin protectant; skin-conditioning agent – misc.
Isomerized Linoleic Acid 67701-06-8	Isomerized Linoleic Acid is the end-product of the controlled isomerization of Linoleic Acid.	film former; skin-conditioning agent – occlusive
Isomerized Safflower Acid 121250-47-3	Isomerized Safflower Acid is the end-product of the controlled isomerization of Safflower Acid. [A technical name for Isomerized Safflower Acid is conjugated linoleic acid; Carthamus Tinctorius (Safflower) Seed Oil comprises mainly C18:2 and C18:1 fatty acids.[13]].	oral health care drug; skin-conditioning agent – misc.
Isostearic Acid 2724-58-5 30399-84-9	Isostearic Acid is a mixture of branched chain 18 carbon aliphatic acids. 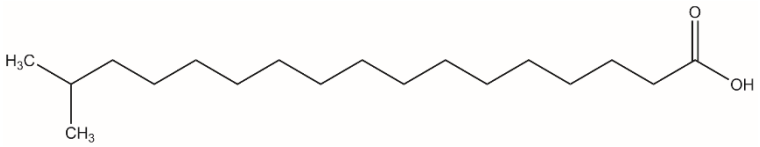 one example of an "iso"	binder; surfactant – cleansing agent
Lauric Acid 143-07-7	Lauric Acid is the fatty acid that conforms generally to the formula: 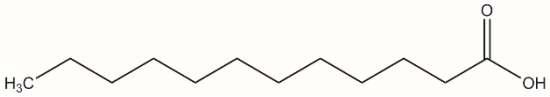	fragrance ingredient; surfactant – cleansing agent
Linoleic Acid 342889-37-6 60-33-3	Linoleic Acid is the unsaturated fatty acid that conforms generally to the formula: 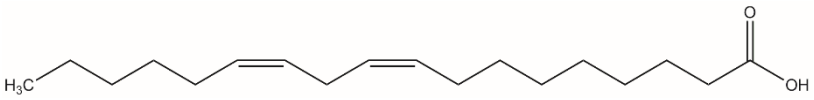	fragrance ingredient; hair conditioning agent; skin-conditioning agent – misc.; surfactant – cleansing agent
Linolenic Acid 463-40-1	Linolenic Acid is the unsaturated fatty acid that conforms generally to the formula: 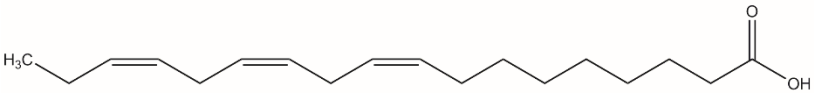	fragrance ingredient; hair conditioning agent; skin-conditioning agent – misc.; surfactant – cleansing agent
Lithium Stearate 4485-12-5	Lithium Stearate is the lithium salt of stearic acid. It conforms generally to the formula: 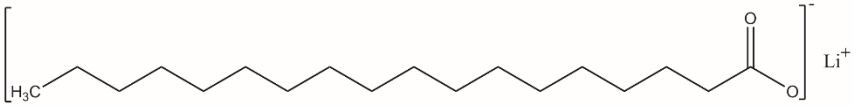	anticaking agent; binder; opacifying agent; slip modifier; viscosity increasing agent - nonaqueous

Table 1. Definitions, idealized structures, and functions of the ingredients in this safety assessment. [1,CIR Staff]

Ingredient & CAS No.	Definition & Structure	Function(s)
Magnesium Lanolate	Magnesium Lanolate is the magnesium salt of Lanolin Acid. 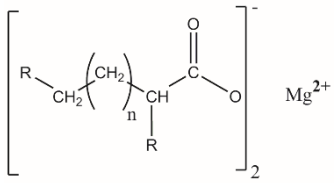 [wherein "n" is variable for the fatty acid composition of lanolin acid, and is in the range of 4 to 38; R is, in each case, hydrogen or hydroxyl, wherein at least one R is hydrogen; some fatty acids from lanolin acid may be branched][15]	anticaking agent; skin-conditioning agent – misc.; viscosity increasing agent - nonaqueous
Magnesium Laurate 4040-48-6	Magnesium Laurate is the magnesium salt of Lauric Acid. It conforms generally to the formula: 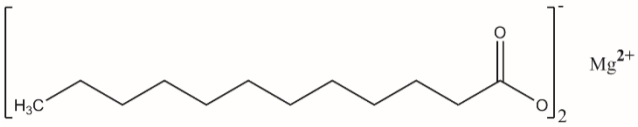	binder
Magnesium Palmitate 2601-98-1	Magnesium Palmitate is the magnesium salt of palmitic acid. It conforms generally to the formula: 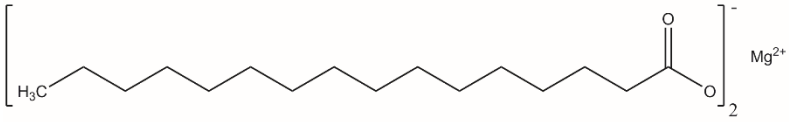	anticaking agent; slip modifier; viscosity increasing agent - nonaqueous
Magnesium Stearate 557-04-0	Magnesium Stearate is the magnesium salt of stearic acid. It conforms generally to the formula: 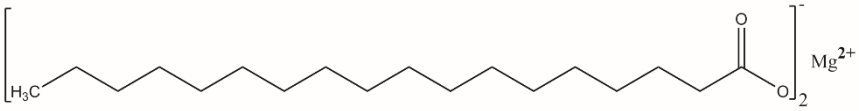	anticaking agent; bulking agent; colorant; viscosity increasing agent - nonaqueous
Magnesium Tallowate 68953-41-3	Magnesium Tallowate is the magnesium salt of Tallow Acid. [Tallow is mainly comprised of C14, C16, C18, C18:1, and C18:2 fatty acid glycerides].[18]	anticaking agent; bulking agent; viscosity increasing agent - nonaqueous
Myristic Acid 544-63-8	Myristic Acid is the organic acid that conforms generally to the formula: 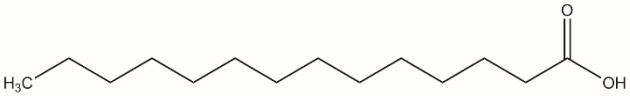	fragrance ingredient; opacifying agent; surfactant – cleansing agent
Methyl Myristic Acid 73679-18-2	Methyl Myristic Acid is the organic compound that conforms to the formula: 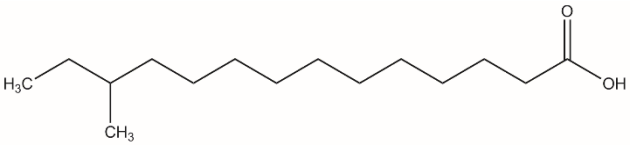	antioxidant

Table 1. Definitions, idealized structures, and functions of the ingredients in this safety assessment. [1,CIR Staff]

Ingredient & CAS No.	Definition & Structure	Function(s)
Oleic Acid 112-80-1 2027-47-6	Oleic Acid is the unsaturated fatty acid that conforms generally to the formula: 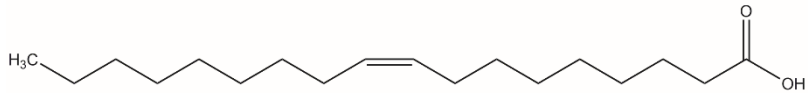	fragrance ingredient; surfactant – cleansing agent
Palmitic Acid 57-10-3	Palmitic Acid is the fatty acid that conforms generally to the formula: 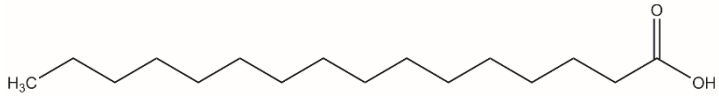	fragrance ingredient; opacifying agent; surfactant – cleansing agent; surfactant – emulsifying agent
Potassium Behenate 7211-53-2	Potassium Behenate is the potassium salt of Behenic Acid. 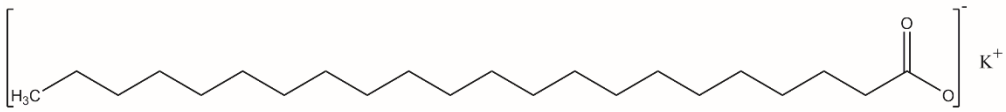	surfactant – cleansing agent
Potassium Borageate	Potassium Borageate is the potassium salt of the fatty acids derived from Borago Officinalis Seed Oil. [Borago Officinalis Seed Oil is mainly comprised of C16, C18, C18:1, and C18:2 fatty acids].[13]	surfactant – cleansing agent
Potassium Camelliate	Potassium Camelliate is the potassium salt of the fatty acids derived from Camellia Seed Oil. [Camellia Seed Oil obtained from various species of *Camellia* is mainly comprised of C18:1 and C18:2 fatty acids].[13]	surfactant – cleansing agent
Potassium Caprate 13040-18-1	Potassium Caprate is the potassium salt of Capric Acid. 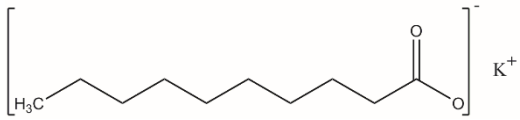	surfactant – cleansing agent
Potassium Caprylate 764-71-6	Potassium Caprylate is the potassium salt of Caprylic Acid that conforms to the formula: 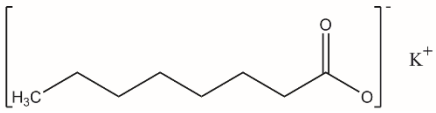	surfactant – cleansing agent; surfactant – emulsifying agent
Potassium Caprylate/Caprate	Potassium Caprylate/Caprate is the potassium salt of a mixture of Caprylic Acid and Capric Acid. 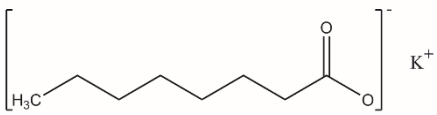 and 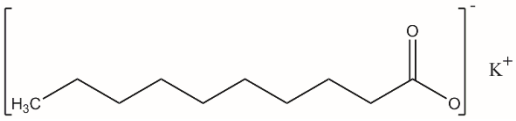	surfactant – cleansing agent; surfactant - hydrotropes
Potassium Castorate 8013-05-6	Potassium Castorate is the potassium salt of the fatty acids derived from Ricinus Communis (Castor) Seed Oil. [Ricinus Communis (Castor) Seed Oil is mainly comprised of C18:1(OH), C18:1, and C18:2 fatty acids].[17]	surfactant – cleansing agent; surfactant – emulsifying agent
Potassium Hydrogenated Tallowate	Potassium Hydrogenated Tallowate is the potassium salt of Hydrogenated Tallow Acid. [Tallow is mainly comprised of C14, C16, C18, C18:1, and C18:2 fatty acid glycerides].[18]	surfactant – cleansing agent
Potassium Hydroxystearate 34326-46-0	Potassium Hydroxystearate is the potassium salt of Hydroxystearic Acid.	surfactant – cleansing agent

Table 1. Definitions, idealized structures, and functions of the ingredients in this safety assessment. [1,CIR Staff]

Ingredient & CAS No.	Definition & Structure	Function(s)
Potassium Isostearate 68413-46-7	Potassium Isostearate is the potassium salt of Isostearic Acid. 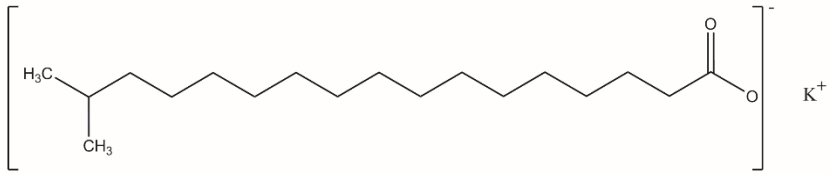	surfactant – cleansing agent
Potassium Lanolate	Potassium Lanolate is the potassium salt of Lanolin Acid. 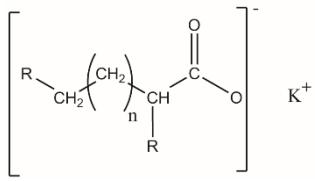 [wherein "n" is variable for the fatty acid composition of lanolin acid, and is in the range of 4 to 38; R is, in each case, hydrogen or hydroxyl, wherein at least one R is hydrogen; some fatty acids from lanolin acid may be branched][15]	surfactant – cleansing agent
Potassium Laurate 10124-65-9	Potassium Laurate is the potassium salt of lauric acid. It conforms generally to the formula: 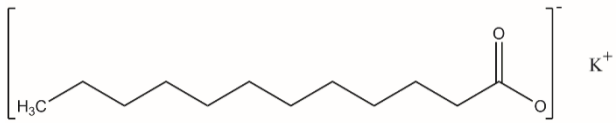	surfactant – cleansing agent; surfactant – emulsifying agent
Potassium Linoleate 3414-89-9	Potassium Linoleate is the potassium salt of Linoleic Acid. 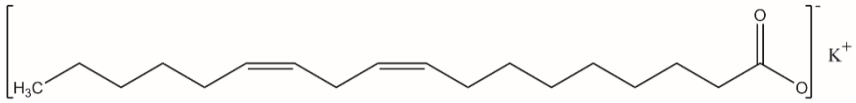	surfactant – cleansing agent; surfactant – emulsifying agent; viscosity increasing agent - nonaqueous
Potassium Linseedate	Potassium Linseedate is the potassium salt of the fatty acids derived from Linum Usitatissimum (Linseed) Seed Oil.[Linum Usitatissimum (Linseed) Seed Oil is mainly comprised of C16, C18, C18:1, C18:2, and C18:3 fatty acids].[13]	surfactant – cleansing agent
Potassium Oleate 143-18-0 23282-35-1	Potassium Oleate is the potassium salt of oleic acid. It conforms generally to the formula: 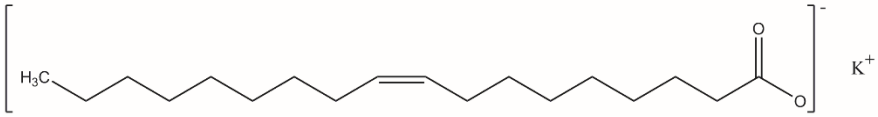	surfactant – cleansing agent; surfactant – emulsifying agent
Potassium Olivate/ Sunflowerseedate	Potassium Olivate/Sunflowerseedate is the product obtained by the hydrolysis of a mixture of Olea Europaea (Olive) Fruit Oil and Helanthus Annuus (Sunflower) Seed Oil with potassium hydroxide. [Olea Europaea (Olive) Fruit Oil and Helanthus Annuus (Sunflower) Seed Oil are mainly comprised of C16, C18, C18:1, and C18:2 fatty acids].[13]	surfactant – cleansing agent; surfactant – emulsifying agent
Potassium Palmitate 2624-31-9	Potassium Palmitate is the potassium salt of palmitic acid. It conforms generally to the formula: 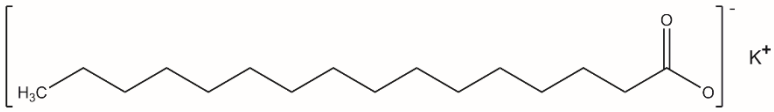	surfactant – cleansing agent; surfactant – emulsifying agent

Table 1. Definitions, idealized structures, and functions of the ingredients in this safety assessment. [1,CIR Staff]

Ingredient & CAS No.	Definition & Structure	Function(s)
Potassium Stearate 593-29-3	Potassium Stearate is the potassium salt of stearic acid. It conforms generally to the formula: 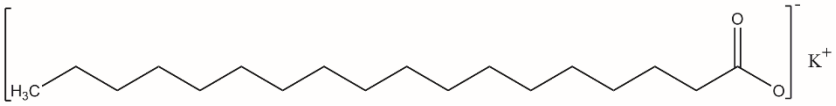	surfactant – cleansing agent; surfactant – emulsifying agent
Potassium Sunflowerseedate	Potassium Sunflowerseedate is the potassium salt of Sunflower Seed Acid. [Sunflower Seed Acid is mainly comprised of C16, C18, C18:1, and C18:2 fatty acids].[13]	surfactant – cleansing agent
Potassium Tallate 61790-44-1	Potassium Tallate is the potassium salt of Tall Oil Acid. [Tall Oil Acid is mainly comprised of C18:1 and C18:2 fatty acids].[11]	surfactant – cleansing agent; surfactant – emulsifying agent
Potassium Tallowate 61790-32-7	Potassium Tallowate is the potassium salt of Tallow Acid. [Tallow is mainly comprised of C14, C16, C18, C18:1, and C18:2 fatty acid glycerides].[18]	surfactant – cleansing agent; surfactant – emulsifying agent
Potassium Undecylenate 6159-41-7	Potassium Undecylenate is the potassium salt of Undecylenic Acid. 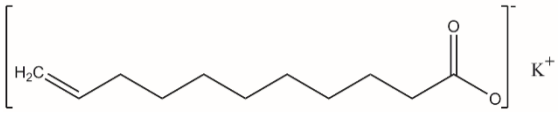	surfactant – cleansing agent; surfactant – emulsifying agent
Sodium Arganate	Sodium Arganate is the sodium salt of the fatty acids derived from Argania Spinosa Kernel Oil. [Argania Spinosa Kernel Oil is mainly comprised of C16, C18, C18:1, and C18:2 fatty acids].[13]	surfactant – cleansing agent
Sodium Beeswax	Sodium Beeswax is the sodium salt of the fatty acids derived from Beeswax. [Beeswax is mainly comprised of even numbered C14 to C32 alcohols].[14]	surfactant – emulsifying agent
Sodium Behenate 5331-77-1	Sodium Behenate is the sodium salt of Behenic Acid. 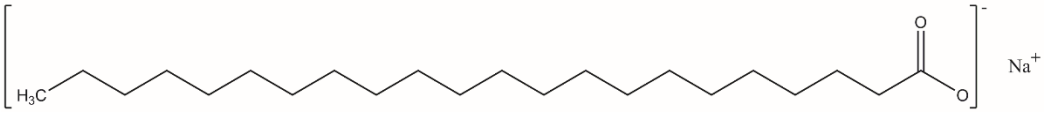	surfactant – cleansing agent
Sodium Camellia Japonica Seedate	Sodium Camellia Japonica Seedate is the product obtained by the hydrolysis of Camellia Japonica Seed Oil by sodium hydroxide. [Camellia Japonica Seed Oil is mainly comprised of C18:1 fatty acids].[13]	surfactant – cleansing agent
Sodium Caprate 1002-62-6	Sodium Caprate is the sodium salt of Capric Acid. 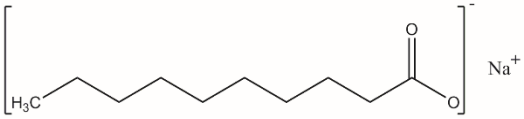	surfactant – cleansing agent
Sodium Caprylate 1984-06-1	Sodium Caprylate is the sodium salt of caprylic acid that conforms to the formula: 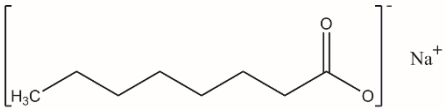	surfactant – cleansing agent; surfactant – emulsifying agent
Sodium Castorate 8013-06-7 96690-37-8	Sodium Castorate is the sodium salt of the fatty acids derived from Ricinus Communis (Castor) Seed Oil. [Ricinus Communis (Castor) Seed Oil is mainly comprised of C18:1(OH), C18:1, and C18:2 fatty acids].[17]	surfactant – cleansing agent; surfactant – emulsifying agent

Table 1. Definitions, idealized structures, and functions of the ingredients in this safety assessment. [1,CIR Staff]

Ingredient & CAS No.	Definition & Structure	Function(s)
Sodium Dilinoleate 67701-20-6	Sodium Dilinoleate is the sodium salt of Dilinoleic Acid. 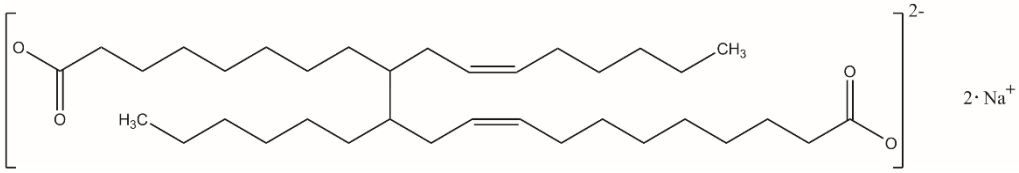	surfactant – cleansing agent
Sodium Hydrogenated Tallowate	Sodium Hydrogenated Tallowate is the sodium salt of Hydrogenated Tallow Acid. [Tallow is mainly comprised of C14, C16, C18, C18:1, and C18:2 fatty acid glycerides].[18]	surfactant – cleansing agent
Sodium Hydroxystearate 13329-67-4	Sodium Hydroxystearate is the sodium salt of Hydroxystearic Acid.	surfactant – cleansing agent
Sodium Isostearate 64248-79-9	Sodium Isostearate is the sodium salt of Isostearic Acid. 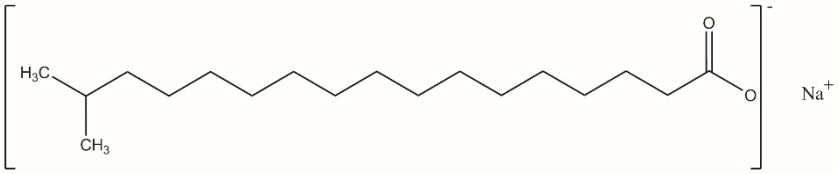 one example of an "iso"	surfactant – cleansing agent; surfactant – emulsifying agent
Sodium Lanolate	Sodium Lanolate is the sodium salt of Lanolin Acid. 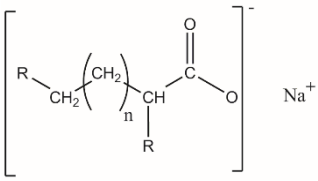 [wherein "n" is variable for the fatty acid composition of lanolin acid, and is in the range of 4 to 38; R is, in each case, hydrogen or hydroxyl, wherein at least one R is hydrogen; some fatty acids from lanolin acid may be branched][15]	surfactant – cleansing agent
Sodium Lardate 68605-06-1	Sodium Lardate is the sodium salt of the fatty acids derived from Lard. [Lard is mainly comprised of C16, C18, and C18:1 fatty acids].[16]	surfactant – cleansing agent; surfactant – emulsifying agent; surfactant – foam booster
Sodium Laurate 629-25-4	Sodium Laurate is the sodium salt of lauric acid that conforms generally to the formula: 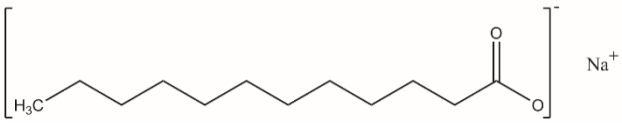	surfactant – cleansing agent; surfactant – emulsifying agent
Sodium Laurate/Linoleate/ Oleate/Palmitate	Sodium Laurate/Linoleate/Oleate/Palmitate is the sodium salt of a mixture of lauric, linoleic, oleic and palmitic acids.	skin protectant; skin-conditioning agent – emollient; skin-conditioning agent – misc.
Sodium Linoleate 822-17-3	Sodium Linoleate is the sodium salt of Linoleic Acid.	surfactant – cleansing agent; surfactant – emulsifying agent; viscosity increasing agent - nonaqueous

Table 1. Definitions, idealized structures, and functions of the ingredients in this safety assessment. [1,CIR Staff]

Ingredient & CAS No.	Definition & Structure	Function(s)
Sodium Oleate 143-19-1 166558-02-4	Sodium Oleate is the sodium salt of oleic acid that conforms generally to the formula: 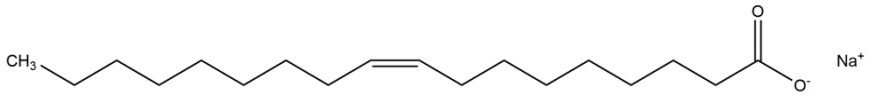	surfactant – cleansing agent; surfactant – emulsifying agent; viscosity increasing agent - aqueous
Sodium Palmitate 408-35-5	Sodium Palmitate is the sodium salt of palmitic acid that conforms generally to the formula: 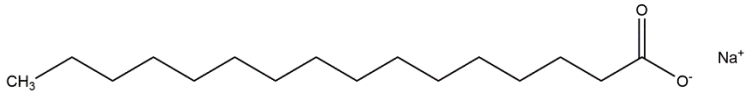	surfactant – cleansing agent; surfactant – emulsifying agent; viscosity increasing agent - aqueous
Sodium Stearate 822-16-2	Sodium Stearate is the sodium salt of stearic acid that conforms generally to the formula: 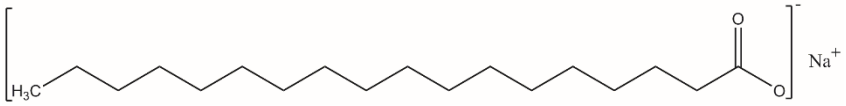	surfactant – cleansing agent; surfactant – emulsifying agent; viscosity increasing agent - aqueous
Sodium Tallowate 8052-48-0	Sodium Tallowate is the sodium salt of Tallow Acid. [Tallow is mainly comprised of C14, C16, C18, C18:1, and C18:2 fatty acid glycerides].[18]	surfactant – cleansing agent; surfactant – foam booster; viscosity increasing agent - aqueous
Sodium Tamanuseedate	Sodium Tamanuseedate is the sodium salt of the fatty acids derived from Calophyllum Inophyllum Seed Oil. [Calophyllum Inophyllum Seed Oil is mainly comprised of C18:1, C18:2, C18, and C16 fatty acids].[79]	surfactant – cleansing agent; surfactant – emulsifying agent; viscosity increasing agent - nonaqueous
Sodium Undecylenate 3398-33-2	Sodium Undecylenate is the sodium salt of Undecylenic Acid that conforms generally to the formula: 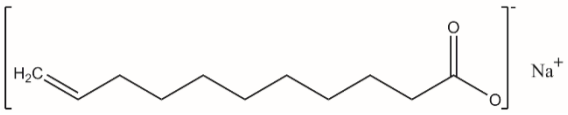	surfactant – cleansing agent; surfactant – emulsifying agent
Stearic Acid 57-11-4	Stearic Acid is the fatty acid that conforms generally to the formula: 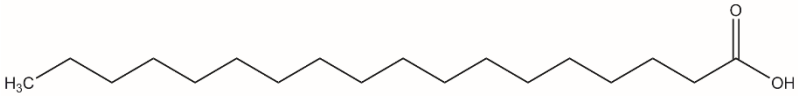	fragrance ingredient; surfactant – cleansing agent; surfactant – emulsifying agent
Trilinoleic Acid 68937-90-6 7049-66-3	Trilinoleic Acid is the 54-carbon tricarboxylic acid formed by the catalytic trimerization of Linoleic Acid.	skin-conditioning agent – occlusive; viscosity increasing agent - nonaqueous
Undecanoic Acid 112-37-8	Undecanoic Acid is the aliphatic acid that conforms to the formula: 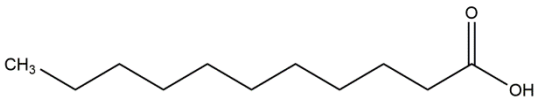	fragrance ingredient; surfactant – cleansing agent; surfactant – emulsifying agent

Table 1. Definitions, idealized structures, and functions of the ingredients in this safety assessment. [1,CIR Staff]

Ingredient & CAS No.	Definition & Structure	Function(s)
Undecylenic Acid 112-38-9 1333-28-4	Undecylenic Acid is the aliphatic acid that conforms generally to the formula: 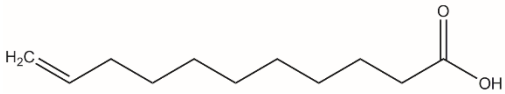	antifungal agent; cosmetic biocide; fragrance ingredient; surfactant – cleansing agent; surfactant – emulsifying agent

Table 2. Previously reviewed fatty acids and fatty acid salts, and related ingredients

Ingredients	Conclusion	Assessment Publication Status	Reference
Previously Reviewed Ingredients			
Aluminum Distearate	Safe as used	published in1982; re-review published in 2003 – not reopened	3,4
Aluminum Stearate	Safe as used	published in1982; re-review published in 2003 – not reopened	3,4
Aluminum Tristearate	Safe as used	published in1982; re-review published in 2003 – not reopened	3,4
Ammonium Stearate	Safe as used	published in1982; re-review published in 2003 – not reopened	3,4
Calcium Stearate	Safe as used	published in1982; re-review published in 2003 – not reopened	3,4
Hydroxystearic Acid	Safe as used	published in 1999	5
Isostearic Acid	Safe as used	published in 1983; re-review published in 2005 – not reopened	6,7
Lauric Acid	Safe as used	published in 1987; re-review published in 2006 – not reopened	8,9
Lithium Stearate	Safe as used	published in1982; re-review published in 2003 – not reopened	3,4
Magnesium Stearate	Safe as used	published in1982; re-review published in 2003 – not reopened	3,4
Myristic Acid	Safe as used	published in 1987; re-review published in 2006 – not reopened; included in expanded report with salts and esters published in 2010	8-10
Oleic Acid	Safe as used	published in 1987; re-review published in 2006 – not reopened	8,9
Palmitic Acid	Safe as used	published in 1987; re-review published in 2006 – not reopened	8,9
Potassium Stearate	Safe as used	published in1982; re-review published in 2003 – not reopened	3,4
Potassium Tallate	Safe as used	published in 2009	11
Sodium Stearate	Safe as used	published in1982; re-review published in 2003 – not reopened	3,4
Stearic Acid	Safe as used	published in 1987; re-review published in 2006 – not reopened	8,9
Related Ingredients			
Argania Spinosa Kernel Oil	Safe as used	published in 2017	13
Beeswax	Safe as used	published in1984; re-review published in 2005 – not reopened	7,14
Borago Officinalis Seed Oil	Safe as used	published in 2017	13
Camellia Japonica Seed Oil	Safe as used	published in 2017	13
Helianthus Annuus (Sunflower) Seed Oil and Sunflower Seed Acid	Safe as used	published in 2017	13
Lanolin and Lanolin Acid	Safe as used	published in 1980; re-review published in 2005 – not reopened	7,15
Lard	Safe as used provided established limits on heavy metals and pesticides are not exceeded	published in 2001; re-reviewed in 2017 – not reopened	16
Linum Usitatissimum (Linseed) Seed Oil	Safe as used	published in 2017	13
Olea Europaea (Olive) Fruit Oil	Safe as used	published in 2017	13
Ricinus Communis (Castor) Seed Oil	Safe as used	published in 2007	17
Tallow	Safe as used	published in 1990; re-review published in 2008 – not reopened	18,19

Table 3. Fatty acid ingredients by carbon chain length and degree of unsaturation

Ingredient Name	*Carbon Chain Length : Degree of Unsaturation*
Caproic Acid	6:0
Caprylic Acid	8:0
Capric Acid	10:0
Undecanoic Acid	11:0
Undecylenic Acid	11:1
Lauric Acid	12:0
Myristic Acid	14:0
Palmitic Acid	16:0
Stearic Acid	18:0
Oleic Acid	18:1
Linoleic Acid	18:2
Linolenic Acid	18:3
Arachidic Acid	20:0
Eicosatrienoic Acid	20:3
Behenic Acid	22:0
Erucic Acid	22:1

Table 4. Physical and chemical properties

Property	Value	Reference
	Aluminum Distearate	
Physical Form	White powder	80
Molecular Weight Da	610	4
Specific gravity	1.009	4
Melting Point ° C	120-145	4
	Aluminum Stearate	
Physical Form	White powder	80
Molecular Weight Da	344	4
Specific gravity	1.010	4
Melting Point ° C	173	4
	Aluminum Tristearate	
Physical Form	White powder	21
Molecular Weight Da	877.35	4
Density g/cm^3 @ 20° C	1.066	21
Vapor Pressure mmHg @ 25° C	0	21
Melting Point ° C at 760 mmHg	179.5	21
Boiling Point °C at 760 mm Hg	250	21
Water Solubility mg/L @ 25°C	0 (insoluble)	21
Log P	22.69	21
	Ammonium Oleate	
Physical Form	Yellow-brown paste	81
Molecular Weight Da	299.50	81
Melting Point ° C	21.1-22.2	81
	Ammonium Stearate	
Physical Form	Yellow-white powder or tan, wax-like solid	80,81
Molecular Weight Da	301.5	4
Specific gravity @ 22° C	0.89	4
Melting Point ° C	73-87	4
	Arachidic Acid	
Physical Form	Shining, white, crystalline leaflets	80
Molecular Weight Da	312.5	81
Density g/cm^3 @ 20° C and 760 mmHg	0.884 (estimated)	82
Melting Point ° C	75.5	81
Boiling Point °C at 760 mm Hg	328	81
	Behenic Acid	
Physical Form	White to off-white waxy solid	22
Molecular Weight Da	340.59	81
Density g/cm^3 @ 100° C	0.82	81
Vapor Pressure mmHg @ 100° C	$< 4.875 \times 10^{-5}$	34
Melting Point ° C	79.95	81
Boiling Point °C at 60 mm Hg	306	81
Water Solubility mg/L @ 25°C	0.016	22
Log P @ 25°C	> 5.11	22
	Calcium Stearate	
Physical Form	Granular, fatty powder	81
Molecular Weight Da	607.00	4
Melting Point ° C	129-180	4

Table 4. Physical and chemical properties

Property	Value	Reference
	Calcium Undecylenate	
Physical Form	Fine, white powder	80
Melting Point ° C	155	80
	Capric Acid	
Physical Form	White to pale yellow crystals or needles	23
Molecular Weight Da	172.27	81
Density g/cm^3 @ 20° C	0.89	23
Vapor Pressure mmHg @ 25° C	3.66 x 10^{-4}	23
Melting Point ° C at 760 mmg Hg	31.65	23
Boiling Point °C at 760 mm Hg	268.7	23
Water Solubility mg/L @ 25°C	61.8	23
Log P @ 20°C	4.1	23
	Caproic Acid	
Physical Form	Colorless to light brown liquid	24
Molecular Weight Da	116.16	81
Density g/cm^3 @ 20° C	0.93	24
Vapor Pressure mmHg @ 25° C	0.044	24
Melting Point ° C at 760 mmg Hg	- 4	24
Boiling Point °C at 760 mm Hg	203	24
Water Solubility g/L @ 25°C	10.3	24
Log P_{ow}	1.92	24
	Caprylic Acid	
Physical Form	Colorless liquid	25
Molecular Weight Da	144.21	81
Density g/cm^3 @ 20° C	0.91	25
Vapor Pressure mmHg @ 25° C	0.00368	25
Melting Point ° C at 760 mmg Hg	16.5	25
Boiling Point °C at 760 mm Hg	237	25
Water Solubility mg/L @ 20°C	680	25
Log P @ 20°C	3.05	25
	Dilinoleic Acid	
Physical Form	Light yellow, viscous liquid	80
Density g/cm^3 @ 100° C	0.921	80
	Eicosatrienoic Acid	
Molecular Weight Da	306.48	82
Density g/cm^3 @ 20° C and 760 mmHg	0.917 (estimated)	82
Vapor Pressure mmHg @ 25° C	6.77 x 10^{-9} (estimated)	82
Boiling Point °C at 760 mm Hg	438.0 (estimated)	82
Log P @ 25°C	7.541 (estimated)	82
	Eruric Acid	
Molecular Weight Da	338.58	81
Density g/cm^3 @ 55° C	0.860	81
Vapor Pressure mmHg @ 25° C	4.91 x 10^{-7} (estimated)	82
Melting Point ° C	33.8	81
	381.5 (decomp.)	81
Log P @ 25°C	9.459	82
Boiling Point °C at 760 mm Hg	***Hydroxycapric Acid***	
Molecular Weight Da	188.26	82
Density g/cm^3 @ 20° C and 760 mm Hg	1.011 (estimated)	82
Vapor Pressure mmHg @ 25° C	2.90 x 10^{-5} (estimated)	82
Boiling Point °C at 760 mm Hg	318.9 (estimated)	82
Log P @ 25°C	2.716 (estimated)	82
	Hydroxycaprylic Acid	
Molecular Weight Da	160.21	82
Density g/cm^3 @ 20° C and 760 mmHg	1.046 (estimated)	82
Vapor Pressure mmHg @ 25° C	2.49 x 10^{-4} (estimated)	82
Melting Point ° C	70	83
Boiling Point °C at 760 mm Hg	289.0 (estimated)	82
Log P @ 25°C	1.697	82
	10-Hydroxydecanoic Acid	
Molecular Weight Da	188.26	82
Density g/cm^3 @ 20° C and 760 mmHg	1.013 (estimated)	82
Vapor Pressure mmHg @ 25° C	1.18 x 10^{-5} (estimated)	82
Boiling Point °C at 760 mm Hg	330.8 (estimated)	82
Log P @ 25°C	1.847 (estimated)	82

Table 4. Physical and chemical properties

Property	Value	Reference
	Hydroxylauric Acid	
Molecular Weight Da	216.32	82
Density g/cm^3 @ 20° C and 760 mmHg	0.987 (estimated)	82
Vapor Pressure mmHg @ 25° C	3.05 x 10^{-6} (estimated)	82
Boiling Point °C at 760 mm Hg	348.5 (estimated)	82
Log P @ 25°C	3.735 (estimated)	82
	Hydroxystearic Acid	
Molecular Weight Da	300.48	5
Density g/cm^3 @ 20 °C and 760 mmHg	0.944 (estimated)	82
Vapor Pressure mmHg @ 25 °C	1.92 x 10^{-9} (estimated)	82
Melting Point °C	75-82	5
Boiling Point °C at 760 mm Hg	436.3 (estimated)	82
Log P @ 20 °C	5.767 (estimated)	82
	10-Hydroxystearic Acid	
Molecular Weight Da	300.48	82
Density g/cm^3 @ 20° C and 760 mmHg	0.944 (estimated)	82
Vapor Pressure mmHg @ 25° C	1.92 x 10^{-9} (estimated)	82
Boiling Point °C at 760 mm Hg	436.3 (estimated)	82
Log P @ 25°C	5.767 (estimated)	82
	Isomerized Linoleic Acid	
Physical Form	paste	26
Molecular Weight Da	228.291	84
Density g/cm^3 @ 20° C	0.84-0.89	26
Melting Point ° C	44-48	26
Boiling Point °C at 7.5 mm Hg	225	26
	Isostearic Acid	
Physical Form	Clear, oily liquid	6
Molecular Weight Da	284.48	82
Specific gravity @ 25° C	0.89-0.906	6
Vapor Pressure mmHg @ 25° C	1.52 x 10^{-7} (estimated)	82
Boiling Point °C at 760 mm Hg	400.8 (estimated)	82
Log P @ 25°C	7.674 (estimated)	82
	Lauric Acid	
Physical Form	White or slightly yellow, somewhat glossy crystalline solid or powder/colorless solid	8
Molecular Weight Da	200.32	8
Density g/cm^3 @ 50° C	0.8679	8
Vapor Pressure mmHg @ 25° C	6.61 x 10^{-4} (estimated)	82
Melting Point ° C	44 or 48	8
Boiling Point °C	225	8
Log P @ 25°C	4.773 (estimated)	82
	Linoleic Acid	
Physical Form	Colorless oil	81
Molecular Weight Da	280.45	81
Density g/cm^3 @ 15° C	0.905	80
Vapor Pressure mmHg @ 25° C	3.54 x 10^{-6} (estimated)	82
Melting Point ° C	-12	81
Boiling Point °C @ 14 mmHg	228	80
Log P @ 25°C	7.017 (estimated)	82
	Linolenic Acid	
Physical Form	Colorless liquid	81
Molecular Weight Da	278.44	81
Density g/cm^3 @ 20 ° C	0.916	80
Vapor Pressure mmHg @ 25° C	4.24 x 10^{-9} (estimated)	82
Melting Point ° C	-11	80
Boiling Point °C @ 17 mmHg	230	80
Log P @ 25°C	6.522 (estimated)	82
	Lithium Stearate	
Physical Form	White solid	28
Molecular Weight Da	290.41	4
Specific gravity	1.025	4
Melting Point ° C	108	4
	Magnesium Palmitate	
Physical Form	Crystalline needles or white lumps	80
Melting Point ° C	121.5	80
	Magnesium Stearate	
Physical Form	White powder	81
Molecular Weight Da	591.27	4
Specific gravity	1.028	4
Melting Point ° C	86-132	4

Table 4. Physical and chemical properties

Property	Value	Reference
	Methyl Myristic Acid	
Molecular Weight Da	242.40	82
Density g/cm^3 @ 20° C and 760 mmHg	0.894 (estimated)	82
Vapor Pressure mmHg @ 25° C	5.19 x 10^{-6} (estimated)	82
Boiling Point °C at 760 mm Hg	355.5 (estimated)	82
Log P @ 25 °C	6.146 (estimated)	82
	Myristic Acid	
Physical Form	Solid	8
Molecular Weight Da	228.36	8
Density g/cm^3 @ 70° C	0.8528	8
Vapor Pressure mmHg @ 25° C	1.39 x 10^{-4} (estimated)	82
Melting Point ° C	54.4-58.5	8
Boiling Point °C	250.5	8
Log P @ 25°C	5.792 (estimated)	82
	Oleic Acid	
Physical Form	Colorless to pale yellow, oily liquid	8
Molecular Weight Da	282.45	8
Density g/cm^3 @ 25° C	0.895	8
Vapor Pressure mmHg @ 25° C	3.70 x 10^{-6} (estimated)	82
Melting Point ° C	16.3	8
Boiling Point °C at 11 mm Hg	286	8
Log P @ 25°C	7.421 (estimated)	82
	Palmitic Acid	
Physical Form	White or faintly yellow, slightly glossy crystalline solid/white or yellow-white powder/white crystalline scales/colorless crystals	8
Molecular Weight Da	256.43	8
Density g/cm^3 @ 62° C	0.8527	8
Melting Point ° C	63-64	8
Boiling Point °C	215	8
Water Solubility mg/L @ 20°C	< 0.05	29
	Potassium Laurate	
Physical Form	Light tan paste	80
	Potassium Linoleate	
Physical Form	Light tan paste	80
	Potassium Oleate	
Physical form	Yellowish or brownish soft mass or gray-tan paste	80,81
	Potassium Stearate	
Physical Form	White to pale yellow powder	81
Molecular Weight Da	322.58	4
Density g/cm^3 @ 75° C	1.037	81
	Potassium Undecylenate	
Physical Form	Finely divided, white powder	80
	Sodium Oleate	
Physical Form	White powder	81
Molecular Weight Da	304.45	81
Melting Point ° C	232-235	80
	Sodium Palmitate	
Physical Form	White to yellow powder	80
Melting Point ° C	270	83
	Sodium Stearate	
Physical Form	White powder	81
Molecular Weight Da	306.47	4
	Sodium Undecylenate	
Physical Form	White powder	80
	Stearic Acid	
Physical Form	White or faintly yellow crystals or leaflets/white or yellow-white powder	8
Molecular Weight Da	284.48	8
Density g/cm^3 @ 70° C	0.847	8
Vapor Pressure mmHg @ 25° C	4.28 x 10^{-8}	30
Melting Point ° C	69-71.2	8
Boiling Point °C at 760 mmHg	232	30
Water Solubility mg/L @ 25°C	0.597	30
Log P @ 25°C	8.23	30
	Trilinoleic Acid	
Physical Form	Dark brown liquid	31
Molecular Weight Da	801.036	84
Density g/cm^3 @ 19° C	0.967	31
Melting Point ° C	- 3	31
Water Solubility mg/L @ 20°C	< 0.37	31

Table 4. Physical and chemical properties

Property	Value	Reference
	Undecanoic Acid	
Molecular Weight Da	186.29	82
Density g/cm^3 @ 80 ºC	0.805	80
Vapor Pressure mmHg @ 25º C	1.51 x 10^{-3} (estimated)	82
Melting Point º C	28.5	80
Boiling Point ºC at 760 mmHg	284.0	80
Log P @ 25ºC	4.263 (estimated)	82
	Undecylenic Acid	
Physical Form	Colorless or white solid	32
Molecular Weight Da	184.28	81
Density g/cm^3 @ 24.4º C	1.0024	32
Vapor Pressure mmHg @ 20º C	0.000143	32
Melting Point º C at 760 mmg Hg	26.4	32
Boiling Point ºC at 760 mm Hg	293.75	32
Water Solubility mg/L @ 20ºC	38.46	32
Log P_{ow} @ 20ºC	4.0	32

Table 5. Composition and impurities of fatty acid and fatty acid salt ingredients

Ingredient	Composition and/or Impurities	References
Beeswax Acid	Unhydrolyzed beeswax produced by the honeybee, *Apis melifera,* contains 23% hydrocarbons, 45% wax monoesters, 6% diesters of long chain alcohols with Palmitic Acid, 1% free alcohols, and 12% free acids; Palmitic Acid is the major acid found in the ester fraction	85
Behenic Acid (86% pure)	Major impurities are C_{12}-C_{20} fatty acids (~11%)	34
Calcium Stearate	Described as a compound of calcium with a mixture of solid organic acids obtained from edible sources and consisting chiefly of variable proportions of Calcium Stearate and Calcium Palmitate; should not contain more than 2 mg/kg lead	86
Caprylic Acid	Should not contain more than 0.2% unsaponifiable matter	86
Lauric Acid	Should not contain more than 0.1 mg/kg lead and not more than 0.3% unsaponifiable matter	86
Linoleic Acid	Should not contain more than 2 mg/kg lead and not more than 2.0% unsaponifiable matter	86
Magnesium Stearate	Described as a compound of magnesium with a mixture of solid organic acids obtained from edible sources and consisting chiefly of variable proportions of Magnesium Stearate and Magnesium Palmitate; should not contain more than 5 mg/kg lead	86
Myristic Acid	Obtained from coconut oil and other fats; should not contain more than 2 mg/kg lead and not more than 1% unsaponifiable matter	86
Oleic Acid	Should not contain more than 0.1 mg/kg lead and not more than 2.0% unsaponifiable matter	86
Palmitic Acid	Described as a mixture of solid organic acids obtained from fats consisting chiefly of Palmitic Acid with varying amounts of Stearic Acid; should not contain more than 0.1 mg/kg lead and not more than 1.5% unsaponifiable matter	86
Stearic Acid	Described as a mixture of solid organic acids obtained from fats consisting chiefly of Stearic Acid and Palmitic Acid; should not contain more than 2 mg/kg lead and not more than 1.5% unsaponifiable matter	86

Table 6. Frequency (2019) and concentration of use (2016) according to duration and type of exposure for fatty acids and fatty acid salts.[2,39]

	# of Uses	*Max Conc of Use (%)*	*# of Uses*	*Max Conc of Use (%)*	*# of Uses*	*Max Conc of Use (%)*	*# of Uses*	*Max Conc of Use (%)*
	Aluminum Stearates		**Arachidic Acid**		**Behenic Acid**		**C14-28 Alkyl Acid**	
Totals†	**3**	**NR**	**12**	**0.000001-0.065**	**158**	**0.024-22**	**29**	**0.0095-0.075**
Duration of Use								
Leave-On	3	NR	9	0.000001-0.065	122	0.024-22	3	NR
Rinse Off	NR	NR	3	0.0002	36	0.9-6	26	0.0095-0.075
Diluted for (Bath) Use	NR	NR	NR	NR	NR	0.044	NR	NR
Exposure Type								
Eye Area	1	NR	6	0.065	44	0.024-22	NR	NR
Incidental Ingestion	NR	NR	NR	NR	3	0.48-14	NR	NR
Incidental Inhalation-Spray	NR	NR	2[b]	0.000001[a]	2; 9[a]; 10[b]	0.5; 12[a]	NR	NR
Incidental Inhalation-Powder	NR	NR	2[b]	NR	2[c]; 10[b]	0.5-2[c]	NR	NR
Dermal Contact	2	NR	5	0.0002	131	0.042-22	1	NR
Deodorant (underarm)	NR	NR	NR	NR	29[a]	0.75	NR	NR
Hair - Non-Coloring	NR	NR	NR	0.000001	11	2-12	26	0.0095-0.075
Hair-Coloring	NR	NR	NR	NR	1	NR	2	NR
Nail	NR	NR	1	NR	NR	0.5	NR	NR
Mucous Membrane	NR	NR	NR	0.0002	7	0.044-14	NR	NR
Baby Products	NR	NR	NR	NR	2	NR	NR	NR

	C10-40 Isoalkyl Acid		**C14-28 Isoalkyl Acid**		**Calcium Behenate**		**Capric Acid**	
Totals†	**NR**	**0.02-0.18**	**28**	**0.029-0.075**	**1**	**NR**	**6**	**0.0036-4**
Duration of Use								
Leave-On	NR	0.18	2	NR	1	NR	1	0.01-4
Rinse Off	NR	0.02	26	0.029-0.075	NR	NR	5	0.0036-0.2
Diluted for (Bath) Use	NR	NR	NR	NR	NR	NR	NR	NR
Exposure Type								
Eye Area	NR	NR	NR	NR	NR	NR	NR	NR
Incidental Ingestion	NR	NR	NR	NR	NR	NR	NR	NR
Incidental Inhalation-Spray	NR	0.18[a]	NR	NR	1	NR	1	NR
Incidental Inhalation-Powder	NR	NR	NR	NR	NR	NR	NR	0.01[c]
Dermal Contact	NR	NR	NR	NR	NR	NR	6	0.0036-4
Deodorant (underarm)	NR	NR	NR	NR	NR	NR	NR	NR
Hair - Non-Coloring	NR	0.02-0.18	26	0.0.29-0.075	1	NR	NR	NR
Hair-Coloring	NR	NR	2	NR	NR	NR	NR	NR
Nail	NR	NR	NR	NR	NR	NR	NR	NR
Mucous Membrane	NR	NR	NR	NR	NR	NR	NR	0.07-0.1
Baby Products	NR	NR	NR	NR	NR	NR	NR	NR

Table 6. Frequency (2019) and concentration of use (2016) according to duration and type of exposure for fatty acids and fatty acid salts.[2,39]

	# of Uses	*Max Conc of Use (%)*	*# of Uses*	*Max Conc of Use (%)*	*# of Uses*	*Max Conc of Use (%)*	*# of Uses*	*Max Conc of Use (%)*
	Caproic Acid		**Caprylic Acid**		**Dilinoleic Acid**		**Hydroxycapric Acid**	
Totals†	**NR**	**0.011**	**7**	**0.0018-4**	**71**	**0.14-2.5**	**1**	**0.7**
Duration of Use								
Leave-On	NR	NR	7	0.23-4	NR	0.14	1	0.7
Rinse Off	NR	0.011	NR	0.0018-0.1	71	2.5	NR	0.7
Diluted for (Bath) Use	NR	NR	NR	NR	NR	NR	NR	NR
Exposure Type								
Eye Area	NR	NR	NR	NR	NR	NR	NR	NR
Incidental Ingestion	NR	0.011	2	NR	NR	0.14	NR	NR
Incidental Inhalation-Spray	NR	NR	3[a]; 1[b]	NR	NR	NR	NR	NR
Incidental Inhalation-Powder	NR	NR	1[b]	NR	NR	NR	NR	0.7[c]
Dermal Contact	NR	NR	4	0.0018-4	NR	NR	1	0.7
Deodorant (underarm)	NR	NR	NR	NR	NR	NR	NR	NR
Hair - Non-Coloring	NR	NR	1	0.23	NR	NR	NR	NR
Hair-Coloring	NR	NR	NR	NR	71	2.5	NR	NR
Nail	NR	NR	NR	NR	NR	NR	NR	NR
Mucous Membrane	NR	0.011	2	0.0018-0.1	NR	0.14	NR	NR
Baby Products	NR	NR	NR	NR	NR	NR	NR	NR

	Hydroxycaprylic Acid		**10-Hydroxydecanoic Acid**		**Isomerized Linoleic Acid**		**Linoleic Acid**	
Totals†	**4**	**0.076**	**9**	**0.0084-0.1**	**23**	**0.1-0.75**	**681**	**0.00033-21.8**
Duration of Use								
Leave-On	4	0.076	7	0.0084-0.1	20	0.1-0.75	600	0.00085-3.4
Rinse Off	NR	0.076	2	NR	3	NR	81	0.00033-21.8
Diluted for (Bath) Use	NR	NR	NR	NR	NR	NR	NR	0.0012
Exposure Type								
Eye Area	NR	NR	NR	0.1	7	NR	71	0.01-0.76
Incidental Ingestion	NR	NR	NR	NR	NR	NR	118	0.0075-1
Incidental Inhalation-Spray	1[a]; 2[b]	NR	3[a]; 2[b]	NR	6[a]; 5[b]	NR	225[a]; 110[b]	0.0038-0.25; 0.003-0.67[a]; 0.2[b]
Incidental Inhalation-Powder	2[b]	0.076[c]	2[b]	0.02; 0.1[c]	5[b]	0.1-0.75[c]	8; 110[b]	0.2; 0.0015-3.4[c]; 0.2[b]
Dermal Contact	4	NR	9	0.0084-0.1	23	0.1-0.75	493	0.00085-21.8
Deodorant (underarm)	NR	NR	NR	NR	NR	NR	NR	0.07
Hair - Non-Coloring	NR	NR	NR	NR	NR	NR	61	0.0009-0.67
Hair-Coloring	NR	NR	NR	NR	NR	NR	4	0.00033-0.31
Nail	NR	NR	NR	NR	NR	NR	2	2
Mucous Membrane	NR	NR	NR	NR	1	NR	125	0.001-1.1
Baby Products	NR	NR	NR	NR	NR	NR	NR	0.043

Table 6. Frequency (2019) and concentration of use (2016) according to duration and type of exposure for fatty acids and fatty acid salts.[2,39]

	# of Uses	*Max Conc of Use (%)*	*# of Uses*	*Max Conc of Use (%)*	*# of Uses*	*Max Conc of Use (%)*	*# of Uses*	*Max Conc of Use (%)*
	Linolenic Acid		**Magnesium Laurate**		**Potassium Behenate**		**Potassium Castorate**	
Totals†	**214**	**0.000007-1**	**4**	**NR**	**5**	**NR**	**2**	**0.52**
Duration of Use								
Leave-On	176	0.00005-1	NR	NR	NR	NR	NR	NR
Rinse Off	38	0.000007-0.44	4	NR	5	NR	2	0.52
Diluted for (Bath) Use	NR	0.0002	NR	NR	NR	NR	NR	NR
Exposure Type								
Eye Area	18	0.001-0.084	NR	NR	NR	NR	NR	NR
Incidental Ingestion	8	0.0022-0.01	NR	NR	NR	NR	NR	NR
Incidental Inhalation-Spray	85[a]; 34[b]	0.00005-0.25; 0.001-1[a]	NR	NR	NR	NR	NR	NR
Incidental Inhalation-Powder	1; 34[b]	0.003-0.067[c]	NR	NR	NR	NR	NR	NR
Dermal Contact	163	0.000007-0.45	4	NR	5	NR	2	0.52
Deodorant (underarm)	NR	0.0045-0.07	NR	NR	NR	NR	NR	NR
Hair - Non-Coloring	41	0.00005-1	NR	NR	NR	NR	NR	NR
Hair-Coloring	1	NR	NR	NR	NR	NR	NR	NR
Nail	1	0.01	NR	NR	NR	NR	NR	NR
Mucous Membrane	12	0.000007-0.2	4	NR	2	NR	2	0.52
Baby Products	NR	0.005	NR	NR	NR	NR	NR	NR

	Potassium Hydrogenated Tallowate		**Potassium Isostearate**		**Potassium Laurate**		**Potassium Oleate**	
Totals†	**1**	**NR**	**5**	**1.6-3**	**33**	**0.001-9**	**19**	**0.25-23**
Duration of Use								
Leave-On	1	NR	2	NR	6	0.001-2	1	NR
Rinse Off	NR	NR	3	1.6-3	27	1.3-9	18	0.25-23
Diluted for (Bath) Use	NR	NR	NR	NR	NR	NR	NR	NR
Exposure Type								
Eye Area	NR	NR	NR	NR	NR	0.001-0.0019	NR	NR
Incidental Ingestion	NR	NR	NR	NR	NR	NR	NR	NR
Incidental Inhalation-Spray	1[a]	NR	2[b]	NR	2[a]; 1[b]	NR	1[a]	NR
Incidental Inhalation-Powder	NR	NR	2[b]	NR	1[b]	0.0018-2[c]	NR	NR
Dermal Contact	1	NR	5	1.6-3	33	0.001-9	17	0.25-23
Deodorant (underarm)	NR	NR	NR	NR	NR	NR	NR	NR
Hair - Non-Coloring	NR	NR	NR	NR	NR	NR	NR	NR
Hair-Coloring	NR	NR	NR	NR	NR	NR	2	NR
Nail	NR	NR	NR	NR	NR	NR	NR	NR
Mucous Membrane	NR	NR	3	3	7	2-5.3	10	0.25-3
Baby Products	NR	NR	NR	NR	NR	NR	NR	NR

Table 6. Frequency (2019) and concentration of use (2016) according to duration and type of exposure for fatty acids and fatty acid salts.[2,39]

	# of Uses	*Max Conc of Use (%)*	*# of Uses*	*Max Conc of Use (%)*	*# of Uses*	*Max Conc of Use (%)*	*# of Uses*	*Max Conc of Use (%)*
	Potassium Palmitate		**Potassium Tallowate**		**Sodium Behenate**		**Sodium Castorate**	
Totals†	**25**	**0.26-21.1**	**3**	**0.2-12.9**	**14**	**NR**	**6**	**NR**
Duration of Use								
Leave-On	6	0.26	NR	0.2	14	NR	NR	NR
Rinse Off	19	0.3-21.1	3	12.9	NR	NR	6	NR
Diluted for (Bath) Use	NR	NR	NR	NR	NR	NR	NR	NR
Exposure Type								
Eye Area	4	0.26	NR	NR	NR	NR	NR	NR
Incidental Ingestion	NR	NR	NR	NR	NR	NR	NR	NR
Incidental Inhalation-Spray	2[b]	NR	NR	0.2[a]	NR	NR	NR	NR
Incidental Inhalation-Powder	2[b]	NR	NR	NR	NR	NR	NR	NR
Dermal Contact	25	0.26-21.1	3	12.9	14	NR	6	NR
Deodorant (underarm)	NR	NR	NR	NR	14[a]	NR	NR	NR
Hair - Non-Coloring	NR	NR	NR	0.2	NR	NR	NR	NR
Hair-Coloring	NR	NR	NR	NR	NR	NR	NR	NR
Nail	NR	NR	NR	NR	NR	NR	NR	NR
Mucous Membrane	5	0.73	NR	NR	NR	NR	6	NR
Baby Products	NR	NR	NR	NR	NR	NR	NR	NR

	Sodium Isostearate		**Sodium Laurate**		**Sodium Laurate/Linoleate/Oleate/Palmitate**		**Sodium Oleate**	
Totals†	**11**	**3**	**104**	**0.005-14**	**NR**	**74.5-84.7**	**67**	**0.000002-3.7**
Duration of Use								
Leave-On	8	NR	21	0.075-6	NR	74.5	62	0.000002-0.025
Rinse Off	3	3	83	0.005-14	NR	84.7	5	0.000025-3.7
Diluted for (Bath) Use	NR	NR	NR	NR	NR	NR	NR	0.35-0.38
Exposure Type								
Eye Area	2	NR	NR	NR	NR	NR	8	NR
Incidental Ingestion	NR	NR	NR	NR	NR	NR	NR	NR
Incidental Inhalation-Spray	2[a]; 4[b]	NR	2[a]; 3[b]	NR	NR	NR	33[a]; 19[b]	NR
Incidental Inhalation-Powder	4[b]	NR	3[b]	6[c]	NR	NR	19[b]	NR
Dermal Contact	11	3	91	0.005-14	NR	74.5-84.7	67	0.000002-3.7
Deodorant (underarm)	NR	NR	14[a]	NR	NR	NR	NR	NR
Hair - Non-Coloring	NR	NR	13	0.005-0.4	NR	NR	NR	NR
Hair-Coloring	NR	NR	NR	NR	NR	NR	NR	0.2
Nail	NR	NR	NR	NR	NR	NR	NR	NR
Mucous Membrane	3	3	56	0.013-8.7	NR	84.7	2	0.000025-3.7
Baby Products	NR	NR	NR	0.01	NR	74.5	NR	NR

Table 6. Frequency (2019) and concentration of use (2016) according to duration and type of exposure for fatty acids and fatty acid salts.[2,39]

	# of Uses	*Max Conc of Use (%)*	*# of Uses*	*Max Conc of Use (%)*	*# of Uses*	*Max Conc of Use (%)*	*# of Uses*	*Max Conc of Use (%)*
	Sodium Palmitate		**Sodium Tallowate**		**Sodium Undecylenate**		**Trilinoleic Acid**	
Totals†	**119**	**0.06-55.8**	**121**	**5.1-80**	**1**	**NR**	**4**	**NR**
Duration of Use								
Leave-On	30	0.06-4.1	4	NR	1	NR	3	NR
Rinse Off	87	1.3-55.8	117	5.1-80	NR	NR	1	NR
Diluted for (Bath) Use	2	NR	NR	NR	NR	NR	NR	NR
Exposure Type								
Eye Area	NR	NR	NR	NR	NR	NR	NR	NR
Incidental Ingestion	NR	NR	NR	NR	NR	NR	NR	NR
Incidental Inhalation-Spray	4[a]; 1[b]	NR	1[b]	NR	1[b]	NR	3[a]	NR
Incidental Inhalation-Powder	1[b]	NR	1[b]	NR	1[b]	NR	NR	NR
Dermal Contact	119	0.06-55.8	121	5.1-80	NR	NR	NR	NR
Deodorant (underarm)	23[a]	4.1	NR	NR	NR	NR	NR	NR
Hair - Non-Coloring	NR	NR	NR	NR	NR	NR	4	NR
Hair-Coloring	NR	NR	NR	NR	NR	NR	NR	NR
Nail	NR	NR	NR	NR	NR	NR	NR	NR
Mucous Membrane	62	5.9-55.8	102	9-80	NR	NR	NR	NR
Baby Products	1	0.06	2	NR	NR	NR	NR	NR

	Undecanoic Acid		**Undecylenic Acid**	
Totals†	**NR**	**0.0014-0.14**	**1**	**0.2-25**
Duration of Use				
Leave-On	NR	0.0014-0.096	1	0.2-25
Rinse Off	NR	0.016-0.14	NR	NR
Diluted for (Bath) Use	NR	NR	NR	NR
Exposure Type				
Eye Area	NR	NR	NR	NR
Incidental Ingestion	NR	NR	NR	NR
Incidental Inhalation-Spray	NR	0.0014	1[a]	NR
Incidental Inhalation-Powder	NR	NR	NR	0.2
Dermal Contact	NR	0.0014-0.14	NR	0.2
Deodorant (underarm)	NR	0.0014-0.096	NR	NR
Hair - Non-Coloring	NR	NR	NR	NR
Hair-Coloring	NR	NR	NR	NR
Nail	NR	NR	NR	25
Mucous Membrane	NR	0.016-0.14	NR	NR
Baby Products	NR	NR	NR	NR

NR = Not reported.

† Because each ingredient may be used in cosmetics with multiple exposure types, the sum of all exposure types may not equal the sum of total uses.

[a.] It is possible these products may be sprays, but it is not specified whether the reported uses are sprays.

[b.] Not specified whether a powder or a spray, so this information is captured for both categories of incidental inhalation.

[c.] It is possible these products may be powders, but it is not specified whether the reported uses are powders.

Table 7. Current and historical frequency and concentration according to duration and type of exposure for previously reviewed fatty acids and fatty acid salts

	Aluminum Distearate				Aluminum Stearate			
	# of Uses		*Max Conc of Use (%)*		*# of Uses*		*Max Conc of Use (%)*	
	2019[39]	2001/2003[3]	2016[2]	2001/2003[3]	2019[39]	2001/2003[3]	2016[2]	2001/2003[3]
Totals†	**24**	**50**	**0.004-5.5**	**0.1-5**	**55**	**3**	**0.00014-3.4**	**0.3-8**
Duration of Use								
Leave-On	21	46	0.004-5.5	0.1-5	54	3	0.0099-3.1	0.3-8
Rinse Off	3	4	0.054-4	3	1	NR	0.00014-3.4	1-4
Diluted for (Bath) Use	NR	NR	NR	NR	NR	NR	NR	NR
Exposure Type								
Eye Area	7	21	0.08-5.2	3	6	1	0.0099-1.8	0.5-7
Incidental Ingestion	1	1	0.36-0.4	5	NR	NR	NR	0.3-1
Incidental Inhalation-Spray	1[a]; 1[b]	1[a]; 1[b]	NR	0.1-0.5[a]	15[a]; 15[b]	1[b]	NR	0.4-8[a]; 0.3-0.4[b]
Incidental Inhalation-Powder	4; 1[b]	3; 1[b]	0.1-4.5; 0.048-1.5[c]	NR	15[b]	1[b]	3.1; 0.0099-1.3[c]	4; 0.3-0.4[b]
Dermal Contact	18	43	0.004-5.5	0.1-3	49	2	0.0099-3.1	0.3-8
Deodorant (underarm)	NR	NR	NR	NR	NR	NR	NR	NR
Hair - Non-Coloring	NR	NR	NR	NR	2	NR	0.00014-0.00016	NR
Hair-Coloring	3	3	4	3	1	NR	3.4	NR
Nail	NR	NR	0.37	NR	1	NR	NR	NR
Mucous Membrane	1	1	0.36-0.4	5	NR	NR	NR	0.3-1
Baby Products	NR	NR	NR	NR	NR	NR	0.53	NR

	Aluminum Tristearate				Ammonium Stearate			
	# of Uses		*Max Conc of Use (%)*		*# of Uses*		*Max Conc of Use (%)*	
	2019[39]	2001/2003[3]	2016[2]	2001/2003[3]	2019[39]	2001/2003[3]	2016[2]	2001/2003[3]
Totals†	**3**	**12**	**NR**	**NR**	**4**	**NR**	**NR**	**NR**
Duration of Use								
Leave-On	3	11	NR	NR	4	NR	NR	NR
Rinse Off	NR	1	NR	NR	NR	NR	NR	NR
Diluted for (Bath) Use	NR	NR	NR	NR	NR	NR	NR	NR
Exposure Type								
Eye Area	NR	4	NR	NR	4	NR	NR	NR
Incidental Ingestion	NR	NR	NR	NR	NR	NR	NR	NR
Incidental Inhalation-Spray	2[a]; 1[b]	5[a]; 1[b]	NR	NR	NR	NR	NR	NR
Incidental Inhalation-Powder	1[b]	1[b]	NR	NR	NR	NR	NR	NR
Dermal Contact	3	3	NR	NR	1	NR	NR	NR
Deodorant (underarm)	NR	NR	NR	NR	NR	NR	NR	NR
Hair - Non-Coloring	NR	5	NR	NR	NR	NR	NR	NR
Hair-Coloring	NR	NR	NR	NR	NR	NR	NR	NR
Nail	NR	NR	NR	NR	NR	NR	NR	NR
Mucous Membrane	NR	NR	NR	NR	NR	NR	NR	NR
Baby Products	NR	NR	NR	NR	NR	NR	NR	NR

	Calcium Stearate				Hydroxystearic Acid			
	# of Uses		*Max Conc of Use (%)*		*# of Uses*		*Max Conc of Use (%)*	
	2019[39]	2001/2003[3]	2016[2]	2001/2003[3]	2019[39]	1996[5]	2016[2]	1995[5]
Totals†	**264**	**107**	**0.000098-5**	**0.02-23**	**125**	**2**	**0.00011-14**	**2.5-10**
Duration of Use								
Leave-On	257	103	0.000098-5	0.02-23	123	2	0.005-14	2.5-10
Rinse Off	7	4	0.00089-2.4	0.1-2	2	NR	0.00011-2	NR
Diluted for (Bath) Use	NR	NR	NR	NR	NR	NR	NR	NR
Exposure Type								
Eye Area	211	72	0.01-4	0.2-20	15	NR	0.018-14	NR
Incidental Ingestion	4	3	0.1-2	1-23	63	NR	0.15-10	2.5
Incidental Inhalation-Spray	1; 3[b]	1	0.000098-0.05; 0.005-0.025[a]	3	2; 12[a]; 3[b]	2[b]	NR	NR
Incidental Inhalation-Powder	12; 3[b]	12	0.1-5; 0.65-5[c]	0.2-9	3[b]	2[b]	0.5; 0.001-2.6[c]	NR
Dermal Contact	254	99	0.00089-5	0.02-20	53	2	0.005-14	5-10
Deodorant (underarm)	NR	NR	5	0.02[a]	9[a]	NR	NR	5-10[a]
Hair - Non-Coloring	NR	NR	0.000098-0.03	NR	7	NR	0.8-4	NR
Hair-Coloring	5	4	0.09-2.4	1	NR	NR	NR	NR
Nail	1	1	0.03-5	0.09-4	1	NR	0.00011-0.038	NR
Mucous Membrane	5	3	0.1-2	1-23	63	NR	0.15-10	2.5
Baby Products	NR	NR	NR	NR	NR	NR	NR	NR

Table 7. Current and historical frequency and concentration according to duration and type of exposure for previously reviewed fatty acids and fatty acid salts

	Isostearic Acid				Lauric Acid			
	# of Uses		*Max Conc of Use (%)*		*# of Uses*		*Max Conc of Use (%)*	
	2019[39]	**2002/2005[7]**	**2016[2]**	**2002/2005[7]**	**2019[39]**	**2006[9]**	**2016[2]**	**2006[9]**
Totals†	**271**	**119**	**0.004-20**	**0.003-26**	**563**	**121**	**0.0011-18**	**0.000004-11**
Duration of Use								
Leave-On	233	113	0.012-16	0.003-16	37	11	0.0011-13	0.00002-3
Rinse Off	38	6	0.004-20	1-26	524	90	0.005-18	0.000004-8
Diluted for (Bath) Use	NR	NR	NR	NR	2	20	0.11	2-11
Exposure Type								
Eye Area	79	13	0.013-9.5	0.01-3	2	NR	0.0048-0.8	NR
Incidental Ingestion	10	6	0.025-0.29	10	3	1	0.0011	0.00003
Incidental Inhalation-Spray	4; 40[a]; 45[b]	32[a]; 9[b]	0.032; 0.02-3[a]	0.5-3[a]; 0.3-2[b]	4[a]; 12[b]	7[a]	0.2; 0.2[a]	0.00002-0.001; 0.00003-1[a]; 0.00006[b]
Incidental Inhalation-Powder	1[c]; 45[b]	3; 9[b]	0.012-0.3; 0.045-3.8[c]	0.3-3; 0.3-2[b]	12[b]	NR	0.019-10[c]	0.00006[b]
Dermal Contact	182	96	0.01-9.6	0.003	361	70	0.0018-18	0.00002-11
Deodorant (underarm)	2[a]	2[a]	NR	NR	5[a]	3[a]	0.3	0.3[a]
Hair - Non-Coloring	10	4	0.004-2	1	32	7	0.005-4.2	0.000004-4
Hair-Coloring	2	NR	0.75-20	18	165	43	0.01-1.5	NR
Nail	NR	2	3-16	2	1	NR	NR	NR
Mucous Membrane	28	6	0.025-0.29	2	133	40	0.0011-5	0.00003-11
Baby Products	1	NR	NR	NR	1	NR	0.0018-0.31	NR

	Lithium Stearate				Magnesium Stearate			
	# of Uses		*Max Conc of Use (%)*		*# of Uses*		*Max Conc of Use (%)*	
	2019[39]	**2001/2003[3]**	**2016[2]**	**2001/2003[3]**	**2019[39]**	**2001/2003[3]**	**2016[2]**	**2001/2003[3]**
Totals†	**85**	**17**	**0.1-4**	**2-3**	**890**	**96**	**0.012-10**	**0.02-8**
Duration of Use								
Leave-On	85	17	0.1-4	2-3	835	92	0.012-10	0.02-8
Rinse Off	NR	NR	NR	NR	55	4	0.33-5	1
Diluted for (Bath) Use	NR	NR	NR	NR	NR	NR	NR	NR
Exposure Type								
Eye Area	78	1	NR	2	457	49	0.5-10	1-5
Incidental Ingestion	4	1	NR	NR	5	NR	0.012	1
Incidental Inhalation-Spray	NR	NR	NR	3[a]	3; 20[a]; 8[b]	6[a]; 8[b]	0.75; 0.15-0.6[a]	0.02-3[a]; 0.1[b]
Incidental Inhalation-Powder	NR	2	3	NR	127; 8[b]	21; 8[b]	1-7.2; 0.12-1[c]	1-8; 0.1[b]; 2[c]
Dermal Contact	81	16	0.1-4	2	826	95	0.03-10	0.02-8
Deodorant (underarm)	NR	NR	NR	NR	NR	NR	NR	NR
Hair - Non-Coloring	NR	NR	NR	3	10	NR	0.15-1	NR
Hair-Coloring	NR	NR	NR	NR	43	NR	0.33-5	NR
Nail	NR	NR	NR	NR	NR	NR	NR	NR
Mucous Membrane	4	1	NR	NR	11	5	0.012	1
Baby Products	NR	NR	NR	NR	NR	NR	NR	2

	Myristic Acid				Oleic Acid			
	# of Uses		*Max Conc of Use (%)*		*# of Uses*		*Max Conc of Use (%)*	
	2019[39]	**2010[10]**	**2016[2]**	**2010[10]**	**2019[39]**	**2006[9]**	**2016[2]**	**2006[9]**
Totals†	**404**	**207**	**0.0005-28.7**	**0.00002-20**	**1077**	**1131**	**0.0002-20.9**	**0.000004-20**
Duration of Use								
Leave-On	174	61	0.0005-20.2	0.00002-20	307	106	0.0002-17	0.00005-20
Rinse Off	228	146	0.0031-28.7	0.00002-19	769	1014	0.0005-20.9	0.000004-19
Diluted for (Bath) Use	2	NR	1	2	1	11	0.0005-3	NR
Exposure Type								
Eye Area	29	3	0.011-1	0.5	70	49	0.01-5	0.1-5
Incidental Ingestion	2	5	NR	NR	89	5	0.0015-0.2	16
Incidental Inhalation-Spray	1; 36[a]; 71[b]	11[a]; 14[b]	2.5; 0.002-7[a]	0.00002; 0.00002-2[a]; 0.8-20[b]	78[a]; 28[b]	6; 14[a]; 2[b]	0.0007-1.5; 0.003-3.8[a]	0.001; 0.02-0.6[a]; 0.2-2[b]
Incidental Inhalation-Powder	6; 71[b]	1; 14[b]	0.1-0.66; 0.03-20.2[c]	0.5; 0.8-20[b]	1[c]; 28[b]	1[c]; 2[b]	0.24; 0.04-3.3[c]	0.0001; 1[c]; 0.2-2[b]
Dermal Contact	373	171	0.0005-28.7	0.005-20	178	102	0.0002-20.9	0.000004-15
Deodorant (underarm)	1[a]	1[a]	0.015	2[a]	3[a]	NR	0.64; 1.5[d]	0.0007-0.6[a]
Hair - Non-Coloring	15	29	0.002-7	0.00002-5	18	10	0.001-3.8	0.000007-20
Hair-Coloring	NR	NR	0.2-0.33	0.00002	731	974	1.4-17	19
Nail	2	NR	0.04	NR	7	2	0.0003-0.3	0.0008
Mucous Membrane	37	16	0.0031-1.35	0.1-19	93	40	0.0005-10	0.000004-16
Baby Products	NR	NR	0.05	NR	1	6	0.1-0.36	1-2

Table 7. Current and historical frequency and concentration according to duration and type of exposure for previously reviewed fatty acids and fatty acid salts

	Palmitic Acid				Potassium Stearate			
	# of Uses		*Max Conc of Use (%)*		*# of Uses*		*Max Conc of Use (%)*	
	2019[39]	2006[9]	2016[2]	2006[9]	2019[39]	2001/2003[3]	2016[2]	2001/2003[3]
Totals†	**1532**	**132**	**0.000000001-21**	**0.000006-20**	**157**	**NR**	**0.0083-45**	**0.05-12**
Duration of Use								
Leave-On	1184	47	0.000000001-21	0.00003-16	72	NR	0.0083-7.5	0.05
Rinse Off	342	74	0.00082-21	0.00002-20	85	NR	0.0097-45	12
Diluted for (Bath) Use	6	11	NR	0.000006-2	NR	NR	NR	NR
Exposure Type								
Eye Area	233	3	0.011-5.3	0.003-4	5	NR	0.033-0.8	NR
Incidental Ingestion	101	1	0.00033-1	0.2-16	NR	NR	NR	NR
Incidental Inhalation-Spray	4; 422[a]; 248[b]	1; 16[a]; 5[b]	0.0003-0.8; 0.000000001-8[a]	0.01-3; 0.00003-3[a]; 0.05-7[b]	29[a]; 22[b]	NR	0.2-7.5[a]	NR
Incidental Inhalation-Powder	16; 3[c]; 248[b]	1; 5[b]	0.12; 0.03-8.6[c]	0.01-1; 0.5-7[b]	3; 1[c]; 22[b]	NR	0.0083; 0.18-1.8[c]	NR
Dermal Contact	1167	99	0.000005-21	0.000006-20	124	NR	0.0083-45	0.05-12
Deodorant (underarm)	38[a]	1[a]	0.06-3.5; 0.0021[d]	0.09-3[a]	NR	NR	NR	NR
Hair - Non-Coloring	45	30	0.000000001-8	0.00002-3	15	NR	0.0097-7.5	NR
Hair-Coloring	61	1	0.005-2	NR	16	NR	3.1	NR
Nail	5	NR	0.0042-7.5	0.02-0.03	1	NR	NR	NR
Mucous Membrane	175	22	0.00033-9.7	0.000006-16	20	NR	0.59-3	NR
Baby Products	3	NR	0.98-1.7	NR	1	NR	NR	NR

	Potassium Tallate				Sodium Stearate			
	# of Uses		*Max Conc of Use (%)*		*# of Uses*		*Max Conc of Use (%)*	
	2019[39]	2009[11]	2016[2]	2009[11]	2019[39]	2001/2003[3]	2016[2]	2001/2003[3]
Totals†	**NR**	**9**	**NR**	**NR**	**566**	**184**	**0.000075-84**	**0.0001-25**
Duration of Use								
Leave-On	NR	NR	NR	NR	355	132	0.000075-84	0.0001-25
Rinse Off	NR	9	NR	NR	211	51	0.000075-84	0.3-18
Diluted for (Bath) Use	NR	NR	NR	NR	NR	1	NR	NR
Exposure Type								
Eye Area	NR	NR	NR	NR	14	4	0.09-8.4	0.7-8
Incidental Ingestion	NR	NR	NR	NR	1	NR	7	0.1
Incidental Inhalation-Spray	NR	NR	NR	NR	33[a]; 32[b]	6; 5[a]; 11[b]	0.13[a]	5-8; 7[a]
Incidental Inhalation-Powder	NR	NR	NR	NR	1; 32[b]	2[c]; 11[b]	0.1-6[c]	NR
Dermal Contact	NR	9	NR	NR	526	170	0.000075-84	0.0001-25
Deodorant (underarm)	NR	NR	NR	NR	230[a]	101[a]	3.5-10	5-25[a]
Hair - Non-Coloring	NR	NR	NR	NR	4	NR	0.00075-0.1	NR
Hair-Coloring	NR	NR	NR	NR	34	14	0.4-5.5	10-12
Nail	NR	NR	NR	NR	NR	NR	7.5	NR
Mucous Membrane	NR	9	NR	NR	121	32	0.001-34.3	0.1-18
Baby Products	NR	NR	NR	NR	NR	2	0.033	NR

	Stearic Acid			
	# of Uses		*Max Conc of Use (%)*	
	2019[39]	2006[9]	2016[2]	2006[9]
Totals†	**6265**	**2133**	**0.00006-37.4**	**0.000002-43**
Duration of Use				
Leave-On	5098	1580	0.0001-21	0.00005-22
Rinse Off	1160	539	0.00006-37.4	0.000002-43
Diluted for (Bath) Use	7	14	0.02-1	0.000007-7
Exposure Type				
Eye Area	773	224	0.002-21	0.009-22
Incidental Ingestion	102	40	0.0013-12	0.02-9
Incidental Inhalation-Spray	4; 2335[a]; 1251[b]	32; 490[a]; 409[b]	0.00015-3; 0.01-20[a]; 2.3-5.5[b]	1-16; 0.01-10[a]; 0.1-16[b]
Incidental Inhalation-Powder	26; 29[c]; 1251[b]	6; 11[c]; 409[b]	0.36-2.1; 0.05-20[v]; 2.3-5.5[b]	0.1-1; 2-3[c]; 0.1-16[b]
Dermal Contact	5300	1819	0.0001-37.4	0.000007-43
Deodorant (underarm)	60[a]	21[a]	0.05-4.1	0.2-9[a]
Hair - Non-Coloring	142	29	0.00006-20	0.000002-7
Hair-Coloring	255	137	0.08-5	NR
Nail	9	13	0.021-9.1	0.04-5
Mucous Membrane	336	101	0.0013-37.4	0.000007-19
Baby Products	31	18	0.03-2.1	0.1-3

NR = Not reported.

† Because each ingredient may be used in cosmetics with multiple exposure types, the sum of all exposure types may not equal the sum of total uses.

[a] It is possible these products may be sprays, but it is not specified whether the reported uses are sprays.

[b] Not specified whether a powder or a spray, so this information is captured for both categories of incidental inhalation.

[c] It is possible these products may be powders, but it is not specified whether the reported uses are powders.

[d] spray deodorant

Table 8. Ingredients not reported in use.

Aluminum Dilinoleate	Potassium Camelliate
Aluminum Isostearate	Potassium Caprate
Aluminum Isostearates/Palmitates	Potassium Caprylate
Aluminum Isostearates/Stearates	Potassium Caprylate/Caprate
Aluminum Isostearates/Laurates/Palmitates	Potassium Hydroxystearate
Aluminum Isostearates/Laurates/Stearates	Potassium Lanolate
Aluminum Lanolate	Potassium Linoleate
Ammonium Isostearate	Potassium Linseedate
Ammonium Oleate	Potassium Olivate/Sunflowerseedate
Beeswax Acid	Potassium Sunflowerseedate
C32-36 Isoalkyl Acid	Potassium Undecylenate
Calcium Laurate	Sodium Arganate
Calcium Undecylenate	Sodium Beeswax
Dierucic Acid	Sodium Camellia Japonica Seedate
Eicosatrienoic Acid	Sodium Caprate
Erucic Acid	Sodium Caprylate
Hydroxylauric Acid	Sodium Dilinoleate
10-Hydroxystearic Acid	Sodium Hydrogenated Tallowate
Isomerized Safflower Acid	Sodium Hydroxystearate
Magnesium Lanolate	Sodium Lanolate
Magnesium Palmitate	Sodium Lardate
Magnesium Tallowate	Sodium Linoleate
Methyl Myristic Acid	Sodium Tamanuseedate
Potassium Borageate	

Table 9. FDA and EPA regulations applicable to fatty acids and fatty acid salts

Direct and Indirect Food Substances Affirmed as GRAS (21CFR §184.1025, §184.1065, §184.1090, §184.1229, §184.1440, §186.1770, and §186.1771)			
Calcium Stearate Caprylic Acid Linoleic Acid	Magnesium Stearate Sodium Oleate	Sodium Palmitate Stearic Acid	
GRAS as Substance Migrating from Packaging (21CFR §182.70 and §182.90)			
Oleic Acid			
Approved Direct Food Additives (21CFR §172.515, §172.615, §172.860, §172.862, and §172.863)			
Aluminum Distearate Aluminum Stearate Aluminum Stearates Aluminum Tristearate Calcium Laurate Calcium Stearate Capric Acid Caproic Acid	Caprylic Acid Lauric Acid Magnesium Palmitate Magnesium Stearate Myristic Acid Oleic Acid (including that derived from tall oil fatty acids)	Palmitic Acid Potassium Caprate Potassium Laurate Potassium Oleate Potassium Palmitate Potassium Stearate Sodium Caprate	Sodium Laurate Sodium Oleate Sodium Palmitate Sodium Stearate Stearic Acid Undecylenic Acid
Approved Secondary Direct Food Additives (21CFR §173.315 and §173.340)			
Aluminum Distearate Aluminum Stearate Aluminum Tristearate Calcium Stearate	Capric Acid Caproic Acid Caprylic Acid Lauric Acid	Magnesium Stearate Myristic Acid Oleic Acid	Palmitic Acid Potassium Stearate Stearic Acid
Approved Indirect Food Additives (21CFR §175.105, §175.210, §175.300, §175.320, §176.170, §176.200, §176.210, §177.1010, §177.1200, §177.2260, §177.2600, §177.2800, §178.1010, §178.2010, §178.3297, §178.3570, §178.3910)			
Aluminum Dilinoleate Aluminum Distearate Aluminum Isostearates/Palmitates Aluminum Isostearates/Stearates Aluminum Isostearates/Laurates/Palmitates Aluminum Isostearates/Laurates/Stearates Aluminum Lanolate Aluminum Stearate Aluminum Stearates Aluminum Tristearate Aluminum Isostearate Ammonium Oleate Ammonium Stearate Behenic Acid Calcium Behenate Calcium Laurate	Calcium Stearate Capric Acid Caproic Acid Caprylic Acid Dilinoleic Acid Erucic Acid Hydroxystearic Acid Isostearic Acid Lauric Acid Linoleic Acid Linolenic Acid Lithium Stearate Magnesium Lanolate Magnesium Palmitate Magnesium Stearate Magnesium Tallowate	Myristic Acid Oleic Acid Palmitic Acid Potassium Behenate Potassium Caprate Potassium Castorate Potassium Isostearate Potassium Lanolate Potassium Laurate Potassium Linoleate Potassium Oleate Potassium Palmitate Potassium Stearate Potassium Tallate Potassium Tallowate Sodium Behenate	Sodium Caprate Sodium Caprylate Sodium Castorate Sodium Dilinoleate Sodium Isostearate Sodium Lanolate Sodium Lardate Sodium Laurate Sodium Linoleate Sodium Oleate Sodium Palmitate Sodium Stearate Sodium Tallowate Stearic Acid Trilinoleic Acid
Active ingredients in over-the-counter (OTC) drug products for certain uses which currently have inadequate data to establish general recognition of the safety and effectiveness of these ingredients for the specified uses (21CFR §310.545)			
Calcium Undecylenate (dandruff/seborrheic dermatitis/psoriasis drug products) Sodium Caprylate (topical antifungal drug products for diaper rash drug products) Sodium Oleate (laxative drug products) Undecylenic Acid (dandruff/seborrheic dermatitis/psoriasis drug products)			
Approved Over-the-Counter Drug Use (21CFR §333.210)			
Calcium Undecylenate and Undecylenic Acid (topical antifungal: total undecylenate concentration of 10%-15%)			
GRAS for Animals (21CFR §582.5065)			
Linoleic Acid			
Approved for Animal Drugs or Feed (21 CFR §522.1610 and §573.280)			
Calcium Stearate Sodium Oleate Sodium Stearate			
Tolerances and Exemptions for Pesticide Chemical Residues in Food (40CFR §180.940 and §180.1068)			
Calcium Stearate (no limit) Capric Acid (end-use concentration not to exceed 100 ppm) Caprylic Acid (end-use concentration not to exceed 52 ppm) Potassium Laurate	Potassium Oleate Potassium Palmitate Potassium Stearate		

Table 10. Non-cosmetic uses of fatty acid and fatty acid salts[80,81,87]

Ingredient	Use
Aluminum Distearate	Thickener in paints, inks and greases; water repellent; lubricant in plastics and cordages; in cement production
Aluminum Stearate	Paint and varnish drier; greases; waterproofing agent; cement additive; lubricants; cutting compounds; flatting agents; pharmaceuticals; defoaming agent in beet sugar and yeast processing
Aluminum Tristearate	Waterproofing fabrics and ropes; in paint and varnish driers; thickening lubricating oils; in cements; in light-sensitive photographic compositions
Ammonium Oleate	Detergent; solidifying alcohol; emulsifying agent
Ammonium Stearate	In waterproofing cements, concrete, stucco, paper, textiles, etc.
Arachidic Acid	Organic synthesis; lubricating greases; waxes and plastics, source of arachidyl alcohol; biochemical research
Behenic Acid	In lubricating oils; as solvent evaporation retarder in paint removers; waxes; plasticizers; chemicals; stabilizers
Calcium Stearate	For waterproofing fabrics, cement, stucco and explosives; as a releasing agent for plastic molding powders; as a stabilizer for polyvinyl chloride resins; lubricant in making tablets; in pencils and wax crayons; in food and pharmaceuticals as a conditioning agent; flatting agent in paints
Calcium Undecylenate	Bacteriostat and fungistat in pharmaceuticals
Capric Acid	Manufacture of esters for artificial fruit flavors and perfumes; as an intermediate in other chemical syntheses; base for wetting agents; plasticizer; resins; intermediate for food-grade additives
Caproic Acid	Manufacture of esters for artificial flavors and hexyl derivatives; analytical chemistry; manufacture of rubber chemicals; varnish driers, resins; pharmaceuticals
Caprylic Acid	An intermediate in manufacture of esters used in perfumery; in manufacture of dyes, drugs, antiseptics, and fungicides; ore separations; synthetic flavors
Dilinoleic Acid	Modifier in alkyd and polyamide resins; polyester or metallic soap for petroleum additive; emulsifying agent; adhesives; shellac substitute; to upgrade drying oils
Erucic Acid	Preparation of dibasic acids and other chemicals; polyethylene film additive; water-resistant nylon
Hydroxystearic Acid	Lithium greases; chemical intermediates
Isomerized Safflower Acid	Dietary supplement for weight loss
Lauric Acid	Alkyd resins; wetting agents; soaps; detergents; insecticides; food additives
Linoleic Acid	Manufacture of paints, coatings, emulsifiers, vitamins; soaps; special driers for protective coatings; feeds, geochemical research; dietary supplement; margarine
Linolenic Acid	Dietary supplement/nutrient; biochemical research; drying oils
Lithium Stearate	Plastics; waxes; greases; lubricant in powder metallurgy; corrosive inhibitor in petroleum; flatting agent in varnishes and lacquers; high-temperature lubricant
Magnesium Palmitate	Varnish drier; lubricant for plastics
Magnesium Stearate	Lubricant in making tablets; drier in paints and varnishes; flatting agent; stabilizer and lubricant for plastics; dietary supplement; in medicines
Myristic Acid	In lubricants; in coatings for anodized aluminum; antifoaming agent in pharmaceutic aids; soaps; synthesis of esters for flavors and perfumes; component of food-grade additives
Oleic Acid	In preparation of Turkey red oil; in polishing compounds; in waterproofing textiles and oiling wool; manufactured driers; thickening lubricating oils; emulsifying and solubilizing agent in pharmaceutic acids and a diagnostic aid for pancreatic function; soap base; manufacture of oleates; ointments; ore flotation; intermediate; surface coatings; food grade additives
Palmitic Acid	Manufacture of metallic palmitates; soaps; lubricating oils; waterproofing; food-grade additives
Potassium Laurate	Emulsifying agent
Potassium Linoleate	Emulsifying agent
Potassium Oleate	Detergent
Potassium Stearate	Anti-tack or release agent for elastomers; binder, emulsifier or anticaking agent in foods; stabilizer for chewing gum; base for textile softeners
Potassium Undecylenate	Bacteriostat and fungistat in pharmaceuticals
Sodium Oleate	Ore flotations; waterproofing textiles; emulsifier of oil-water systems
Sodium Palmitate	Polymerization catalyst for synthetic rubbers; laundry soap; detergents; phamaceuticals; printing inks; emulsifier
Sodium Stearate	Industrial and household soap; emulsifying and stiffening agent in pharmaceutic acids; waterproofing and gelling agent, stabilizer in plastics
Sodium Undecylenate	Bacteriostat and fungistat in pharmaceuticals
Stearic Acid	For suppositories, coating enteric pills, ointments, and for coating bitter remedies; in the manufacture of metal stearate salts, stearin soap for opodeldoc, candles, phonograph records, insulators, and modeling compounds; impregnating plaster of Paris; stearates and stearate driers; lubricants; soaps; accelerator activator; dispersing agent and softener in rubber compounds; shoe and metal polishes; food packaging
Undecanoic Acid	Organic synthesis
Undecylenic Acid	Antifungal therapy; perfumery; flavoring; plastics; modifying agent (plasticizer, lubricant additive, etc.)

Table 11. Acute toxicity studies

Concentration/Vehicle	Dose/Study Protocol	Results	LD_{50}	Reference
		Dermal		
Capric Acid in PEG 300	Acute dermal toxicity study in 5 male and 5 female HanRcc:WIST (SPF) rats; performed in accordance with OECD TG 402; test sites were clipped and semi-occluded; skin was rinsed with water after 24 h; 2000 mg/kg bw	4/5 males and 3/5 females were slightly to moderately sedated on day 2 after patch removal; at same time point, 3/5 males and 2/5 females had deep respiration and 3/5 males and 1/5 females had hunched posture; 1/5 females lost 2.3% body weight in the 1st week after treatment; no adverse effects observed at necropsy; slight to moderate erythema noted in all animals at patch removal; slight to moderate scaling in all animals and slight scabs observed in all but one female, which reversed by day 5	> 2000 mg/kg bw	23
Lithium Stearate; no vehicle used	Acute dermal toxicity study in 5 male and 5 female Wistar rats; performed in accordance with OECD TG 402; test sites were clipped and semi-occluded; test material was removed after 24 h; 2000 mg/kg bw	No clinical signs of toxicity or abnormal findings at necropsy were observed	> 2000 mg/kg bw	28
Stearic Acid; concentration and vehicle were not reported	Fixed dose dermal toxicity study in 3 male and 3 female New Zealand White rabbits; test sites were occluded; test material was removed after 24 h; 2000 mg/kg bw	Slight to moderate erythema observed at patch removal and remained, becoming severe in one female; 4 animals had slight to moderate desquamation; slight edema and eschar formation was also noted in some animals during the 1st week; slight diarrhea in one female day 3 post-exposure; severe consolidation of the lungs in the only animal that died during the observation period; no other macroscopic abnormalities were observed	> 2000 mg/kg bw	30
Undecylenic Acid; concentration not reported, no vehicle used	Acute dermal toxicity study in 5 male and 5 female Sprague-Dawley rats per dose group; performed in accordance with OECD TG 402;test sites were semi-occluded 2000 mg/kg bw	No cutaneous reactions, clinical signs of toxicity, or abnormal findings at necropsy were observed	>2000 mg/kg bw	32
		Oral		
Ammonium Oleate; concentration not reported, no vehicle used	Gavage study in male and female rats (strain not reported); performed in accordance with OECD TG 401; 4, 8, 16, 32, 48, or 64 ml/kg; 5 animals per dose	Rats in the 16 mg/kg dose groups and greater experienced nasal hemorrhage, crusted ocular areas, oozed urine, and a debilitated appearance prior to death; mortalities occurred in the "40 ml/kg" dose groups and greater	47.3 ml/kg bw or 42,097 mg/kg bw	20
Behenic Acid; 20% in corn oil	Gavage study in 5 male and 5 female Sprague-Dawley rats; performed in accordance with OECD TG 401; 2000 mg/kg bw	No adverse effects observed	> 2000 mg/kg bw	22
Behenic Acid; 50% in DMSO	Gavage study in 5 male and 5 female Wistar rats; performed in accordance with OECD TG 401; 5000 mg/kg bw	Ruffled fur and diminished activity approximately 20 min after treatment that cleared within 24 h; stomach mucosa was reddened and swollen, with remnants of test material undigested	> 5000 mg/kg bw	22
Calcium Stearate in corn oil	Gavage study in 3 female Sprague-Dawley rats; 2000 mg/kg bw; study performed with a 2nd confirmatory experiment (6 rats total)	Soiled perineal region, inanimation, prone position; no unscheduled deaths; no adverse effects at necropsy	> 2000 mg/kg bw	35
Capric Acid; concentration not reported; no vehicle used	Gavage study in 5 male and 5 female Wistar rats; performed in accordance with OECD TG 401; 2000 mg/kg bw	No clinical signs of toxicity; firm and/or small white/greyish patches in the forestomach observed during necropsy	> 2000 mg/kg bw	23

Table 11. Acute toxicity studies

Concentration/Vehicle	Dose/Study Protocol	Results	LD_{50}	Reference
Capric Acid in water; concentration not reported	Gavage study in 5 male and 5 female Wistar rats; performed in accordance with OECD TG 401; 5000 mg/kg bw	Ruffled fur and diminished activity approximately 20 min after treatment that cleared within 24 h; slight reddening of gastric mucosa	> 5000 mg/kg bw	[23]
Caprylic Acid; concentration not reported; no vehicle used	Gavage study in 5 male and 5 female Wistar rats; performed in accordance with OECD TG 401; 2000 mg/kg bw	Firm and/or small white/greyish irregular patches in the forestomach observed in all animals	> 2000 mg/kg bw	[25]
Caprylic Acid; 25% in water	Gavage study in 5 male and 5 female Wistar rats; performed in accordance with OECD TG 401; 5000 mg/kg bw	Clinical signs of toxicity included salivation, reduced breathing and activity, and "reduced state" in both sexes, additionally ataxia, lateral position and reduced corneal reflex was observed in females; no abnormal findings were observed at necropsy	> 5000 mg/kg bw	[25]
Isomerized Linoleic Acid; concentration not reported; in propylene glycol	Gavage study in 5 male and 5 female Wistar rats; performed in accordance with OECD TG 401; 2000 mg/kg bw	One female rat had bloody eye encrustation and dacryorrhea; no abnormal findings were observed at necropsy	> 2000 mg/kg bw	[26]
Lauric Acid; concentration not reported; in water	Gavage study in 5 male and 5 female Wistar rats; performed in accordance with OECD TG 401; 5000 mg/kg bw	Slightly ruffled fur within 20 min after dosing that reversed within 24 h; slight reddening of gastric mucosa	> 5000 mg/kg bw	[27]
Lauric Acid; concentration not reported; in water and emulsifying agent	Gavage study with Wistar rats; 3 animals each at 2500 and 5000 mg/kg bw and 10 animals at 10,000 mg/kg bw; no further details provided	No mortality or clinical signs of toxicity noted	> 10,000 mg/kg bw	[27]
Lithium Stearate; concentration not reported, in water	Gavage fixed dose study in Wistar rats;1female at 300 mg/kg bw and 5 females at 2000 mg/kg bw; performed in accordance with OECD TG 420	Hunched posture, piloerection, ataxia, noisy respiration, sneezing, and increased salivation in rats that received 2000 mg/kg bw; no abnormal findings at necropsy	> 2000 mg/kg bw	[28]
Lithium Stearate; 16.66% in carboxymethyl cellulose	Gavage study in 5 or 10 male and 5 or 10 female Sprague-Dawley rats; 2, 3, 4, or 5 g/kg bw	Hemorrhagic lungs and thymus and reduced hemorrhagic and expanded caecum observed a necropsy	> 5000 mg/kg bw	[28]
Palmitic Acid; concentration not reported, in DMSO	Gavage study in 5 male and 5 female Wistar rats; performed in accordance with OECD TG 401; 5000 mg/kg bw	Clinical signs appeared after 20 min and included slightly diminished activity and ruffled fur; swelling of the gastric mucosa observed at necropsy	> 5000 mg/kg bw	[29]
Stearic Acid; concentration not reported, in DMSO	Gavage study in 5 male and 5 female Wistar rats; performed in accordance with OECD TG 401; 5000 mg/kg bw	Clinical signs appeared after 20 min and included ruffled fur, strong salivation and very diminished activity; swelling of the gastric mucosa observed at necropsy	> 5000 mg/kg bw	[30]
Stearic Acid; 20%, vehicle not reported	Gavage study in 5 male and 5 female Wistar rats; performed in accordance with OECD TG 401; 2000 mg/kg bw	Prior to death, 1 female exhibited dyspnea, lethargy, and bloody nose encrustation on dosing day; one other male had bloody eye encrustation; the female that died had petichiae in the thymus	> 2000 mg/kg bw	[30]
Stearic Acid; 20% w/v aqueous solution	Gavage study in 5 male and 5 female Sprague-Dawley rats; performed in accordance with OECD TG 401; 6000 mg/kg bw	No clinical signs of toxicity or abnormalities at necropsy were observed	> 6000 mg/kg bw	[30]
Undecylenic Acid; concentration not reported, in corn oil	Gavage study in 5 male and 5 female Sprague-Dawley rats; performed in accordance with OECD TG 401; 2000 mg/kg bw	Hypoactivity and piloerection was observed in 1 male and 1 female on day 1; no other clinical signs of toxicity or abnormal findings at necropsy were observed	>2000 mg/kg bw	[32]
Undecylenic Acid; concentration not reported, in sesame oil	Gavage study in 3-12 Carworth CF1 mice per dose group (number per sex not stated); 0.034-0.29 g per mouse	Hyperirritability, spasmodical jumping, shock-like collapse prior to death	8150 mg/kg bw	[32,57]

Abbreviations: DMSO – dimethyl sulfoxide; OECD – Organization for Economic Co-operation and Development; TG – test guideline

Table 12. Repeated dose toxicity studies

Concentration/Dose/Vehicle	Species	Study Protocol/Duration	Results	Reference
		Dermal		
Lithium Stearate; 0, 100, 300, or 1000 mg/kg/ day in water	10 male and 10 female Sprague-Dawley rats per dose group; recovery group had 5 rats per sex per dose	Dermal study in accordance with OECD TG 422;2.5 ml/kg applied daily for 6 h; semi-occluded; males treated for 43 days, started 14 days prior to mating, and females treated for 14 days prior to mating to gestation day 19 test sites washed with distilled water after exposure	NOAEL ≥ 1000 mg/kg bw/day in paternal animals for systemic effects ; NOAEL = 100 mg/kg bw/day for local effects; treatment-related increased incidence and/or severity of erosion/ulceration, epidermal hyperplasia and exudate, and acute to subacute/chronic inflammation and edema were observed in the mid- and high-dose groups; no treatment-related systemic adverse effects were observed	28
		Oral		
Behenic Acid;0, 100, 300, or 1000 mg/kg bw/day in corn oil	13 male and 13 female Sprague-Dawley rats per dose group	Gavage study in accordance with OECD TG 422; males were treated 42 days and females were treated for 14 days prior to mating to day 3 of lactation	NOAEL ≥ 1000 mg/kg bw/day; no treatment-related adverse effects observed	22
Calcium Stearate; 0, 500, 1000, or 2000 mg/kg bw/day in corn oil	10 male and 10 female Sprague-Dawley rats in the control and high dose groups and 5 of each sex in the low- and mid-dose groups	28 day gavage study	NOAEL ≥ 2000 mg/kg bw/day; no unscheduled deaths; no significant toxicological changes any test parameter	35
Capric Acid;0, 50, 150, or 1000 mg/kg bw/day in propylene glycol	5 male and 5 female Wistar rats per dose group	28 day gavage study in accordance with OECD TG 407	NOAEL ≥ 1000 mg/kg bw/day; slight to moderate breathing difficulties in several high dose animals only during week 3 of treatment were not considered treatment-related; irregularities in the forestomach were not considered toxicologically relevant	23
Capric Acid;0, 50, 250, or 1000 mg/kg bw/day in olive oil	10 male and 10 female Wistar rats per dose group	28 day gavage study in accordance with OECD TG 407	NOAEL ≥ 1000 mg/kg bw/day; no treatment-related effects were observed, including in the reproductive organs, some histopathologic edemas and ulcerations were attributed to the vehicle	23
Capric Acid; 0, 100, 300, or 1000 mg/kg bw/day in corn oil	13 male and 13 female Sprague-Dawley rats per dose group	Gavage study in accordance with OECD TG 422; males were treated 42 days and females were treated for 14 days prior to mating to day 3 of lactation	NOAEL ≥ 1000 mg/kg bw/day; no treatment-related adverse effects observed	23
Isomerized Safflower Acid; 7% to 15% in control feed and 1% to 15% in a proprietary blend	20 male and 20 female Wistar outbred rats per dose group with an additional 10 per sex for low and high dose recovery examinations	Dietary study for 90 days; animals received test material in feed as either standard fat content with safflower oil or in modified feed with a proprietary blend with safflower oil	NOAEL was 5% for the proprietary blend (equivalent to 2433 mg/kg/day for male and 2728 mg/kg/day for female rats); no clinical signs of toxicity or effects on mortality observed during treatment; feed consumption and body weight gains were significantly lower in the high-dose males and females of the proprietary blend initially; female in high dose propriety group had hepatocellular hypertrophy that was likely an adaptive response to the high concentration of the proprietary blend in the diet and was reversible after ceasing ingestion of the test material; an increase in plasma insulin levels were also observed in the high dose proprietary blend females but there was no effect on plasma glucose levels.	62

Table 12. Repeated dose toxicity studies

Concentration/Dose/Vehicle	Species	Study Protocol/Duration	Results	Reference
Sodium Undecylenate; 50, 250, or 1000 mg/kg in water	6 male and 6 female Sprague-Dawley rats per dose group	Gavage study in accordance with OECD TG 407; animals were treated for 14 days	NOAEL < 50 mg/kg bw/day; treatment-related mortality observed in high dose group; dose-dependent clinical signs of toxicity included ptyalism, loud breathing, swollen abdomen, sedation, soiled urogenital area, piloerection, round back and pallor of extremities; body weight gain and feed consumption reduced in dose-dependent manner; elevated urea levels observed in the high dose group along with slightly increased creatinine levels in females; thickened forestomaches due to epithelial cell hyperplasia/hyperkeratosis in high dose group	32
Sodium Undecylenate; 0, 20, 60, or180/360 mg/kg in water; high dose increased from 180 to 360 after day 50	10 male and 10 female Sprague-Dawley rats per dose group; included additional group of 10 for high dose recovery	Gavage study in accordance with OECD TG 408; animals were treated for 90 days	NOAEL = 60 mg/kg bw/day; LOAEL = 180 mg/kg bw/day; clinical signs of toxicity included ptyalism, loud breathing/respiratory difficulties and poor clinical condition; body weight gain and feed consumption were reduced in high dose group males, especially after dose increase at day 50; reduced glucose plasma levels (reversible) and reduced triglyceride levels (not reversible) observed in high dose females; high dose group also had reversible cardiomyopathy, forestomach edema/inflammatory cell infiltration; no treatment-related effects observed in low- and mid-dose groups	32
Undecylenic Acid; 0.5%, 1%, or 2.5%in feed	7 male Sprague-Dawley rats per dose group	8 week dietary study; bio-physical parameters studied not reported	Authors reported inhibition of growth, especially at 2.5%; no other bio-physical parameters reported	57

Abbreviations: LOAEL – lowest observed adverse effect level; NOAEL – no observed adverse effect level; OECD – Organization for Economic Co-operation and Development; TG – test guideline

Table 13. DART studies

Concentration/Dose/Vehicle	Species	Study Protocol/Duration	Results	Reference
		Dermal		
Lithium Stearate; 0, 100, 300, or 1000 mg/kg/ day in water	10 male and 10 female Sprague-Dawley rats per dose group; recovery group had 5 rats per sex per dose	Dermal study in accordance with OECD TG 422 (same as repeated dose study described in Table 10); males treated for 43 days, started 14 days prior to mating, and females treated for 14 days prior to mating to gestation day 19	NOAEL ≥ 1000 mg/kg bw/day; no treatment-related adverse reproductive effects in parental animals and no treatment-related adverse effects in development of offspring	28
		Oral		
Behenic Acid;0, 100, 300, or 1000 mg/kg bw/day in corn oil	13 male and 13 female Sprague-Dawley rats per dose group	Gavage study in accordance with OECD TG 422 (same as repeated dose study described in Table 10); males were treated 42 days and females were treated for 14 days prior to mating to day 3 of lactation	NOAEL ≥ 1000 mg/kg bw/day; no treatment-related adverse effects observed in parental animals or offspring	22
Calcium Stearate; 0, 250, 500, or 1000 mg/kg bw/day in corn oil	10 male and 10 female Sprague-Dawley rats per dose group	Gavage study; males were treated 28 days and females were treated for 14 days prior to mating to day 3 of lactation	NOAEL = 1000 mg/kg bw/day for parental animals and for offspring; no treatment-related adverse effects observed	35
Capric Acid; 0, 200, 1000, or 2000 mg/kg bw/day in corn	10 female Crl:CD (SD)BR rats per dose	Gavage study in accordance with OECD TG 421 (male rats were	Maternal NOAEL = 200 mg/kg bw/day and fetal NOAEL ≥ 2000	23

Table 13. DART studies

Concentration/Dose/Vehicle	Species	Study Protocol/Duration	Results	Reference
oil	group	not treated or assessed); females were treated for 7 days prior to mating to day 4 of lactation	mg/kg bw/day; no treatment-related adverse effects observed in offspring; rales and excessive salivation observed in low-dose dams, ataxia, decreased motor activity, ungroomed and urine-stained coat, and mortalities observed in mid- and high-dose dams; decreased body weights and feed consumption observed in mid- and high-dose dams	
Capric Acid; 0, 1000, or 1500 mg/kg bw/day in corn oil	22 female Crl:COBS, CD (SD) BR rats	Gavage study in accordance with OECD TG 414; dams received test material on gestation days 6 to15	Maternal and fetal NOAEL ≥ 1500 mg/kg bw/day; no treatment-related adverse effects observed in parental animals or offspring	23
Caprylic Acid; 0 or 1000 mg/kg bw/day in corn oil	22 female Crl:COBS, CD (SD) BR rats	Gavage study in accordance with OECD TG 414; dams received test material on gestation days 6 to 15	Maternal and fetal NOAEL ≥ 1000 mg/kg bw/day; no treatment-related adverse effects observed in parental animals or offspring	25
Caprylic Acid; 18.75 mmol/kg; undiluted	12 female Sprague-Dawley rats	Gavage teratology study; dams received test material on gestation days 12 to 20	Slight reduction of fetal weight likely due to severe maternal toxicity; no other significant embryotoxicity effects reported; low concentration of test material in maternal plasma	60
Undecylenic Acid;0, 50, 150, or 450 mg/kg bw/ day in corn oil	male and female Sprague-Dawley rats	Gavage study in accordance with OECD TG 421; males were treated 2 weeks prior to mating and during mating for a total of 4 weeks; females were treated 2 weeks prior to mating and during mating, pregnancy, and lactation until day 4 post-partum	NOAEL = 150 mg/kg bw/day for parental toxicity; NOEL = 450 mg/kg bw/day for reproductive performance; 2 males died on days 3 and 35 without clinical signs of toxicity and no evident cause of death at necropsy; hypersalivation was observed in both sexes in all dose groups along with respiratory difficulties in males in the high dose group; no treatment-related effects were observed to reproductive performance or in offspring	32
Undecylenic Acid; 0, 150, 450, or 750 mg/kg bw/day in corn oil	24 female Sprague-Dawley rats per dose group	Gavage study in accordance with OECD TG 414; received test material from day 6 to day of gestation	Maternal NOAEL = 150 mg/kg bw/day and maternal LOAEL = 450 mg/kg bw/day; fetal NOAEL = 450 mg/kg bw/day; high dose group treatment was terminated due to high mortality; dams in mid-dose group were observed with hypersalivation and significantly reduced body weight gain compared to control; no treatment-related adverse effects observed in offspring	32
Undecylenic Acid; 0, 150, 450, or 1000 mg/kg bw/day in corn oil	7 female Sprague-Dawley rats per dose group	Gavage study in accordance with OECD TG 414; dams received test material from day 6 to day 20 of gestation	Maternal NOEL = 450 mg/kg bw/day; maternal LOAEL = 1000 mg/kg bw/day; hypersalivation was observed from gestation day 12 in all dose groups in a dose-dependent manner; 3 dams in the high dose group died on gestation day 7 without clinical signs of toxicity or adverse effects at necropsy; no treatment-related adverse effects observed in offspring	32

Abbreviations: LOAEL – lowest observed adverse effect level; NOAEL – no observed adverse effect level; NOEL – no observed effect level; OECD – Organization for Economic Co-operation and Development; TG – test guideline

Table 14. Genotoxicity studies

Concentration/Dose	Species/Strain/Cell	Method	Results	Reference
	In Vitro			
Ammonium Oleate; 0.1 to 333 µg/plate with and without metabolic activation	*Salmonella typhimurium* strains TA98, TA100, TA1535, and TA1537	Ames test	Not genotoxic	20
Behenic Acid; 156 to 5000 µg/plate with and without metabolic activation in DMSO	*S. typhimurium* strains TA98, TA100, TA1535, and TA1537 and *Escherichia coli* strain WP2 uvr A	Ames test	Not genotoxic	22
Behenic Acid; up to 3500 µg/ml with and without metabolic activation in 1% carboxymethylcellulose sodium	Chinese hamster lung cells	Mammalian chromosome aberration test	Not genotoxic	22
Calcium Stearate; up to 312.5 µg/plate with and without metabolic activation in tetrahydrofuran	*S. typhimurium* strains TA98, TA100, TA1535, and TA1537 and *E. coli* strain WP2 uvr A	Ames test	Not genotoxic	35
Calcium Stearate; up to 2.0 µg/ml with and without metabolic activation in tetrahydrofuran	Chinese hamster lung cells	Mammalian chromosome aberration test	Not genotoxic	35
Capric Acid; 500 to 5000 µg/plate with and without metabolic activation in DMSO	*S. typhimurium strains* TA98 and TA100, E. *coli* strain WP2 uvr A pKM 101, and *E. coli strain* – not specified	Ames test	Not genotoxic	23
Capric Acid; 1000 to 10,000 µg/plate with and without metabolic activation in DMSO	*S. typhimurium strains* TA98 and TA100 and E. *coli* strain WP2 uvr A pKM 101	Ames test	Not genotoxic	23
Capric Acid; concentration and vehicle not reported; with and without metabolic activation	*S. typhimurium* strains TA97, TA98, TA100, TA1535, and TA1537	Ames test	Not genotoxic	61
Capric Acid; up to 1.84 mM with metabolic activation for 4 h; up to 1.18 mM without metabolic activation for 4h; up to 0.30 mM without metabolic activation for 24 h; all in RPMI cell culture medium	Mouse lymphoma L5178Y cells	Mammalian cell gene mutation assay at the TK locus	Not genotoxic	23
Capric Acid; up to 3500 µg/ml with and without metabolic activation in 1.0% carboxymethylcellulose sodium	Chinese hamster lung cells	Mammalian chromosome aberration test	Not genotoxic	23
Capric Acid; 5 to20 µg/ml with metabolic activation and 39 to 156 µg/ml without metabolic activation; vehicle = DMSO	Chinese hamster ovary cells	Mammalian chromosome aberration test	Not genotoxic	23
Caproic Acid; 3.1 to 5000 µg/plate with and without metabolic activation in Tween 80/double distilled water	*S. typhimurium* strains TA98, TA100, TA1535, TA1537, and TA1538	Ames test	Not genotoxic	24
Caproic Acid; 1000 to 10,000 µg/plate with and without metabolic activation in DMSO	*S. typhimurium* strains TA98 and TA100 and *E. coli* strain WP2 uvr A pKM 101	Ames test	Not genotoxic	24
Caproic Acid; 10 to 1000 µg/plate with and without metabolic activation in DMSO	*S. typhimurium* strains TA97 and TA102	Ames test	Not genotoxic	24
Caprylic Acid; 10 to 3333 µg/plate with and without metabolic activation in DMSO	*S. typhimurium* strains TA97, TA98, TA100, TA1535, and TA1537	Ames test	Not genotoxic	25
Caprylic Acid; 4 to 2500 µg/plate with and without metabolic activation in Tween 80/double distilled water	*S. typhimurium* strains TA98, TA100, TA1535, TA1537, and TA1538	Ames test	Not genotoxic	25
Caprylic Acid; concentration and vehicle not reported; with and without metabolic activation	*S. typhimurium* strains TA97, TA98, TA100, TA1535, and TA1537	Ames test	Not genotoxic	61
Isomerized Linoleic Acid; up to 2500 µg/plate with and without metabolic activation in water/Tween 80	*S. typhimurium* strains TA98, TA100, TA1535, TA1537, and TA1538	Ames test	Not genotoxic	26
Isomerized Safflower Acid as a proprietary blend; up to 5000 µg/plate with and without metabolic activation	*S. typhimurium* strains TA98, TA100, TA102, TA1535, and TA1537	Ames test	Not genotoxic	62
Isomerized Safflower Acid as a proprietary blend; up to 300 µg/ml with and without metabolic activation	Human peripheral blood lymphocytes	Chromosome aberration assay	Not genotoxic	62
Lauric Acid; 4 to 2500 µg/plate with and without metabolic activation in DMSO	*S. typhimurium strains* TA98, TA100, TA1535, TA1537, and TA1538	Ames test	Not genotoxic	27
Lauric Acid; concentration and vehicle not reported; with and without metabolic activation	*S. typhimurium* strains TA97, TA98, TA100, TA1535, and TA1537	Ames test	Not genotoxic	61
Linoleic Acid; concentrations and vehicle not reported, with and without metabolic activation	*S. typhimurium strains* TA98, TA100, TA1535, TA1537; may have included TA97	Ames test	Not genotoxic	63

Table 14. Genotoxicity studies

Concentration/Dose	Species/Strain/Cell	Method	Results	Reference
Lithium Stearate; 5 to 5000 µg/plate with and without metabolic activation in acetone	*S. typhimurium* strains TA98, TA100, TA1535, and TA1537 and *E. coli* strain WP2 uvr A	Ames test	Not genotoxic	28
Lithium Stearate; up to 80 µt/ml without metabolic activation and up to 120 µg/ml with metabolic activation; in acetone	Mouse lymphoma L5178Y cells	Mammalian cell gene mutation assay at the TK locus	Not genotoxic	28
Lithium Stearate; up to 320 µg/ml without metabolic activation and up to 480 µg/ml with metabolic activation; in DMSO	Human lymphocytes	Mammalian chromosome aberration test	Not genotoxic	28
Magnesium Stearate; 156 to 5000 µg/plate with and without metabolic activation; in DMSO	*S. typhimurium* strains TA98, TA100, TA1535, and TA1537 and *E. coli* strain WP2 uvr A	Ames test	Not genotoxic	64
Magnesium Stearate; up to 1000 µg/ml with and without metabolic activation; in 0.5% sodium carboxymethyl cellulose	CHL/IU Chinese hamster lung fibroblast cells	Mammalian chromosome aberration test	Not genotoxic	64
Myristic Acid; concentration and vehicle not reported; with and without metabolic activation	*S. typhimurium* strains TA97, TA98, TA100, TA1535, and TA1537	Ames test	Not genotoxic	61
Undecylenic Acid; up to 750 µg/ml with and without metabolic activation; in DMSO	*S. typhimurium strains* TA98, TA100, TA1535, TA1537, and TA1538	Ames test	Not genotoxic	32
Undecylenic Acid; up to 600 µg/ml with and without metabolic activation; in DMSO	Chinese hamster lung fibroblasts (V79)	Mammalian gene mutation assay	Not genotoxic	32
Undecylenic Acid; up to 500 µg/ml without metabolic activation; in DMSO	Primary rat hepatocytes	DNA damage and repair assay (unscheduled DNA synthesis)	Not genotoxic	32
Undecylenic Acid; up to 500 µg/ml with and without metabolic activation; in DMSO	Human lymphocytes	Mammalian chromosome aberration test	Not genotoxic	32
	In Vivo			
Magnesium Stearate; 0, 500, 1000, or 2000 mg/kg in 0.5% sodium carboxymethyl cellulose	6 male CD-1 mice per dose group	Micronucleus assay; test material administered via gavage in a single treatment	Not genotoxic	64
Undecylenic Acid; 0, 1000, 2000, or 4000 mg/kg in 10% gum arabic	15 male and 15 female CD-1 mice per dose group	Micronucleus assay; test material administered via gavage in a single treatment	Not genotoxic	32

Abbreviations: DMSO – dimethyl sulfoxide; TK – thymidine kinase

Table 15. Dermal irritation and sensitization studies

Concentration/Dose/Vehicle	Test System/Population	Method	Results	Reference
		Irritation – In Vitro		
Aluminum Tristearate; undiluted	Human epidermis	Mat Tek EpiDerm™ model	Predicted to be not irritating	21
Capric Acid; at least 99% pure	Full-thickness Wistar rat dorsal and flank tissue	In vitro corrosivity test	Predicted to be not corrosive	67
Capric Acid; at least 99% pure	Full-thickness human mammary tissue; subcutaneous tissue removed	In vitro corrosivity test	Predicted to be not corrosive	67
Capric Acid; concentration and vehicle not reported	RHE	SkinEthic™ RHE 42 bis skin irritation model (validation study)	Predicted to be irritating	70
Caproic Acid; at least 99% pure	Full-thickness Wistar rat dorsal and flank tissue	In vitro corrosivity test	Predicted to be corrosive	67
Caproic Acid; at least 99% pure	Full-thickness human mammary tissue; subcutaneous tissue removed	In vitro corrosivity test	Predicted to be corrosive	67
Caproic Acid; 50% to 70% in sesame oil, 50 µl applied	Human epidermis	Mat Tek EpiDerm™ model	Predicted to be corrosive at 70%, non-corrosive at 50% and 60%	24
Caproic Acid; 100%	Human epidermis	Episkin™ test	Predicted to be corrosive	24
Caproic Acid; 100%	Wistar rat skin disks prepared from dorsal skin with excess fat tissue removed	TER test	Predicted to be corrosive	24
Caproic Acid; 100%	Reconstituted collagen matrix	CORROSITEX™ assay	Predicted to be corrosive in 1 out of 3 laboratories	24
Caproic Acid; 100%	Intact human skin equivalent	Skin 2TM ZK1350 assay	Predicted to be corrosive in 2 out of 3 laboratories	24
Caprylic Acid; concentration not reported, no vehicle used	Wistar rat disks prepared from dorsal and flank skin	TER test	Predicted to be corrosive	25
Caprylic Acid; at least 99% pure	Full-thickness Wistar rat dorsal and flank tissue	In vitro corrosivity test	Predicted to be corrosive	67
Caprylic Acid; at least 99% pure	Full-thickness human mammary tissue; subcutaneous tissue removed	In vitro corrosivity test	Predicted to be not corrosive	67
Caprylic Acid; 99% pure	RHE	SkinEthic™ RHE skin corrosion test	Predicted to be corrosive	68
Caprylic Acid; concentration not reported	Human skin keratinocytes	Modified EpiSkin™ full thickness skin model	Predicted to be corrosive	69
Caprylic Acid; concentration not reported	Human skin fibroblasts	Modified SkinEthic™ RHE skin model	Predicted to be corrosive	69
Isostearic Acid; 99% pure	RHE	SkinEthic™ RHE skin corrosion test	Predicted to be not corrosive	68
Lauric Acid; at least 99% pure	Full-thickness Wistar rat dorsal and flank tissue	In vitro corrosivity test	Predicted to be not corrosive	67
Lauric Acid; at least 99% pure	Full-thickness human mammary tissue; subcutaneous tissue removed	In vitro corrosivity test	Predicted to be not corrosive	67
Lauric Acid; concentration and vehicle not reported	RHE	SkinEthic™ RHE 42 bis skin irritation model (validation study)	Predicted to be not irritating	70
Lithium Stearate; concentration not reported, no vehicle used	Human epidermis	Episkin test	Predicted to be not corrosive	28
Lithium Stearate; concentration not reported, no vehicle used	Human epidermis	Episkin test	Predicted to be not irritating	28
Undecylenic Acid; concentration and vehicle not reported	RHE	SkinEthic™ RHE 42 bis skin irritation model (validation study)	Predicted to be irritating	70
		Irritation – Animal		
Ammonium Oleate; concentration not reported, no vehicle, ~ 0.5 ml applied to test site	6 rabbits, strain and sex not reported	Acute dermal irritation study in accordance with OECD TG 404; test sites occluded, with and without abrasion; 4 h exposure on 1.5 in^2 site followed by washing with solvent	PII = 0.04; mean erythema score = 0.04 with effects fully reversed at 48 h; mean edema score = 0	20
Caproic Acid; concentration not reported, no vehicle, ~ 0.5 ml applied to test site	5 New Zealand White rabbits; sex not reported	Acute dermal irritation study in accordance with OECD TG 404; test sites shaved and occluded; 4 h exposure on 3 cm^2 site followed by washing	Corrosive; intensive erythema and edema observed after patch removal, edema disappeared after 7 days while erythema persisted and became full thickness necrosis; scar tissue observed after 21 days	24

Table 15. Dermal irritation and sensitization studies

Concentration/Dose/Vehicle	Test System/Population	Method	Results	Reference
Caprylic Acid; 100%	3 New Zealand White rabbits; sex not reported	Acute dermal irritation study in accordance with OECD TG 404; test sites clipped and semi-occluded; 4 h exposure followed by wiping off material with tissue	Corrosive; mean erythema score was 3 and mean edema score was 1.8	25
Caprylic Acid; 30%, 50%, 60%, and 70% in PEG 200/water and 100%	6 New Zealand White rabbits; sex not reported	Acute dermal irritation study; test sites clipped and occluded; 3 h exposure on 0.65 in^2	Corrosive at 100%with mean erythema and edema scores of ≥ 3.3 and 3.2, respectively; non-irritating at 30% through 70%	25
Caprylic Acid; 4%, 7.5%, 10%, and 15% in PEG 200/water and 100%	6 New Zealand White rabbits; sex not reported	Acute dermal irritation study; test sites clipped and occluded; 3 h exposure	Corrosive at 100%with mean erythema and edema scores of 3.3 and 2.5, respectively; non-irritating at 4% through 15%	25
Caprylic Acid; 55%, 60%, 65% and 80% in PEG/water	5 New Zealand White rabbits; sex not reported	Acute dermal irritation study; test sites clipped and occluded; 3 h exposure	Non-irritating at 55% and 60%; moderate to severe erythema and slight to moderate edema observed in 2 animals at 65% and 80%	25
Caprylic Acid; 100%	3 rabbits; details not provided	Acute dermal irritation study in accordance with OECD TG 404; 4 h exposure	Necrosis and eschar observed at day 2 and 3; PII = 4.44	66
Caprylic Acid/Capric Acid mix (55:45); 100%	3 rabbits; details not provided	Acute dermal irritation study in accordance with OECD TG 404; 4 h exposure	Necrosis and eschar observed at day 2 and 3; PII = 5.11	66
Caprylic Acid/ Capric Acid mix (60:40); 100%	3 rabbits; details not provided	Acute dermal irritation study in accordance with OECD TG 404; 4 h exposure	Eschar at day 1 in 2 animals; new skin formation with or without scaliness at day 14 in all animals; PII could not be calculated	66
Caprylic Acid/ Capric Acid mix (65:35); 100%	3 rabbits; details not provided	Acute dermal irritation study in accordance with OECD TG 404; 4 h exposure	Eschar at day 1 in 2 animals; new skin formation or scaliness day 14 in all animals; PII could not be calculated	66
Caprylic Acid/ Capric Acid mix (65:35); 100%	3 rabbits; details not provided	Acute dermal irritation study in accordance with OECD TG 404; 4 h exposure	Reactions observed outside of test site in all animals starting 4.5 h; PII = 5.33	66
Isostearic Acid; 100%	3 rabbits; details not provided	Acute dermal irritation study in accordance with OECD TG 404; 4 h exposure	Reactions outside of test site in all animals starting on day 1; PII = 4.33	66
Lauric Acid; concentration not reported; in water	3 New Zealand White rabbits; sex not reported	Acute dermal irritation study in accordance with OECD TG 404; test sites shaved and semi-occluded; 4 h exposure on 10 cm^2 test site followed by wiping off material with tissue	Non-irritating; mean erythema and edema scores were 0.4 and 0, respectively	27
Lauric Acid; concentration not reported; no vehicle used	4 Kleinrussen rabbits; sex not reported	Acute dermal irritation study in accordance with OECD TG 404; test sites shaved and occluded; 4 h exposure on 2.5 cm^2 test site	Irritating; mean erythema and edema scores were 3.1 and 2, respectively	27
Lauric Acid; 100%	3 rabbits; details not provided	Acute dermal irritation study in accordance with OECD TG 404; 4 h exposure	PII = 0.44	66
Oleic Acid; 10% in a formulation with a pharmaceutical	2 groups of 3 rabbits; sex and strain not reported	Primary and cumulative skin irritation; 100 mg test material applied to shaved dorsa that were divided into four quadrants of about 4 cm^2 each and occluded; two quadrants were scarified; one group received test material for only 4 h and the other received test material for 24 h for 5 consecutive days	No primary or cumulative dermal irritation observed	52
Palmitic Acid; concentration not reported; no vehicle used	4 Kleinrussen rabbits; sex not reported	Acute dermal irritation study in accordance with OECD TG 404; test sites shaved and occluded; 4 h exposure on 2.5 cm^2 test site	Non-irritating; mean erythema and edema scores were 0 and 0, respectively	29
Sodium Undecylenate; 33% aq	3 rabbits; details not provided	Acute dermal irritation study in accordance with OECD TG 404; 4 h exposure	PII = 1.67	66
Trilinoleic Acid; concentration not reported; no vehicle used	6 New Zealand White rabbits; sex not reported	Acute dermal irritation study; test sites intact and abraded; occlusive patch for 24 h	Slightly irritating	31
Undecylenic Acid; 100%	4 rabbits; details not provided	Acute dermal irritation study in accordance with OECD TG404; 4 h exposure	PII = 2.42	66

Table 15. Dermal irritation and sensitization studies

Concentration/Dose/Vehicle	Test System/Population	Method	Results	Reference
		Irritation – Human		
Lauric Acid; 50%; vehicle not reported	20 volunteers	Closed epicutaneous test; 10 µl applied to the back for 24 h in large Finn chambers	Substance induced erythema, edema, and scaling	27
Lauric Acid; 80%; vehicle not reported	10 volunteers	Open epicutaneous test on lower forearm; procedure repeated every 30 sec for 30 min; substance was not washed	3 subjects had erythema (score 1) after 30 min that disappeared after 30 min; no other reactions were observed	27
Palmitic Acid; 50%; vehicle not reported	20 volunteers	Closed epicutaneous test; 10 µl applied to the back for 24 h in large Finn chambers	Not irritating; skin scores for erythema, edema, scaling, and fissures were all 0	29
		Sensitization – In Chemico		
Linoleic Acid (99% pure);100 mM in acetonitrile (9:1)	Heptapeptides containing cysteine or lysine	DPRA in accordance with OECD TG 442C	Positive	71
Linolenic Acid (99% pure); 100 mM in isopropyl alcohol (9:1)	Heptapeptides containing cysteine or lysine	DPRA in accordance with OECD TG 442C	Positive	71
Oleic Acid (97% pure); 100 mM in acetonitrile (9:1)	Heptapeptides containing cysteine or lysine	DPRA in accordance with OECD TG 442C	Negative	71
Undecylenic Acid (98% pure); 100 mM in acetonitrile (9:1)	Heptapeptides containing cysteine or lysine	DPRA in accordance with OECD TG 442C	Negative	71
		Sensitization - Animal		
Ammonium Oleate; 5% in physiological saline for intradermal induction; 25% or 50% in Vaseline® for topical induction; 25% in Vaseline® for topical challenge	10 female Hsd Poc:DH guinea pigs per dose group; 5 females in control	Guinea pig maximization study	All animals, including controls, exhibited grade 1 skin reactions during challenge, only animals with greater than 1 reaction counted as + reaction; 0, 1, and 4 animals had reactions at 24, 48, and 72 h post-challenge, respectively; 2, 3, and 3 animals had reaction at 24, 48, and 72 h post-rechallenge, respectively.	20
Ammonium Oleate; 10%, 25%, or 50% in acetone/olive oil (4:1 v/v)	5 female CBA/Ca mice/dose group	LLNA	SI were 2.6, 14.9, and 6.9 for 10%, 25%, and 50%, respectively; according to test standards, the test material was sensitizing at 25% and 50%	20
Capric Acid; induction with 40% in distilled water, challenge and re-challenge with 20% in distilled water	10 male and 10 female Dunkin-Hartley albino guinea pigs/dose	Buehler test; occlusive	Not sensitizing; observed effects of confluent or moderate erythema in 6 animals at re-challenge was determined to be due to irritation	23
Capric Acid; induction with 5% in ethanol, challenge with 5% in acetone	20 guinea pigs, strain and sex not specified	Buehler test; occlusive	Not sensitizing	23
Hydroxystearic Acid; 0%, 10%, or 50% (containing 86% 12-hydroxystearic acid) in dimethyl sulfoxide	5 female CBA mice per group	LLNA	Sensitizing; EC3 value calculated to be 16%	33
Hydroxystearic Acid; intradermal induction with 2.5% in corn oil or 50% Freund's complete adjuvant/0.9% saline, topical induction with 10% in corn oil, challenge with 2.5% in corn oil	10 male and 10 female Dunkin-Hartley guinea pigs	Maximization test; occlusive	At 24-h post challenge, discrete or moderate erythema observed in 7/20 animals; at 48- and 72-h readings, increase in incidence and severity of cutaneous reactions at test sites correlated with the flanks being shaved after the 24-h reading; not possible to deter-mine incidence of sensitization due to cutaneous reactions; test concentration used at challenge may have been too high and caused irritation	33

Table 15. Dermal irritation and sensitization studies

Concentration/Dose/Vehicle	Test System/Population	Method	Results	Reference
Hydroxystearic Acid; intradermal induction with 2.5% in corn oil or 50% Freund's complete adjuvant/0.9% saline, topical induction with 10% in corn oil, 1st challenge with 0.5% in corn oil and 2nd challenge with 1% and 5% in acetone	10 male and 10 female Dunkin-Hartley guinea pigs	Maximization test; occlusive	Not sensitizing; at 24-h post challenge, discrete erythema present at the vehicle patch site in 6/10 control animals, the test article patch sites of 4/10 control animals, the vehicle patch site of 7/20 test animals, and the test article patch site of 6/10 test animals; at 48-h reading, the incidences at the same sites were 6/10, 9/10, 4/20, and 6/20 animals, respectively; no cutaneous reactions at the 24-h reading of 2nd challenge and discrete erythema in 2/10 animals at the 48-h reading ; no reactions at the test article patch sites of any of the animals in either group	33
Lauric Acid; induction and challenge with 2.5% in ethanol	20 Pirbright white guinea pigs; sex not reported	Maximization test; occlusive	Not sensitizing	27
Linoleic Acid (99% pure); 5.0%, 10.0%, 25.0%, and 50% in dose-finding study; 25% in primary study; in acetone:olive oil (4:1, v/v)	Groups of 5 female CBA/J mice	LLNA:DAE	Weak skin sensitizer	71
Linolenic Acid (99% pure); 5.0%, 10.0%, 25.0%, and 50% in dose-finding study; 25% in primary study; in acetone:olive oil (4:1, v/v)	Groups of 5 female CBA/J mice	LLNA:DAE	Weak skin sensitizer	71
Lithium Stearate; 2.5%, 5%, or 10% in ethanol/distilled water (7:3)	4 female CBA/Ca mice per group	LLNA	Not sensitizing; SI were 0.86, 1.48, and 1.68 for 2.5%, 5%, and 10%, respectively	28
Oleic Acid (97% pure); 5.0%, 10.0%, 25.0%, and 50% in dose-finding study; 10% in primary study; in acetone:olive oil (4:1, v/v)	Groups of 5 female CBA/J mice	LLNA:DAE	Weak skin sensitizer	71
Sodium Undecylenate; intradermal induction with 0.1%; topical induction and challenge with 0.05%; in physiological saline	10 male and 10 female Dunkin-Hartley guinea pigs	Maximization test; occlusive	Not sensitizing	32
Trilinoleic Acid; induction undiluted, challenge with 50% or 75% in corn oil	20 guinea pigs per group, strain and sex not specified	Buehler test; no further details provided	Not sensitizing	31
Undecylenic Acid (98% pure); 5.0%, 10.0%, 25.0%, and 50% in dose-finding study; 25% in primary study; in acetone:olive oil (4:1, v/v)	Groups of 5 female CBA/J mice	LLNA:DAE	Weak skin sensitizer	71
Undecylenic Acid; intradermal induction with 1%; topical induction with 100%; challenge with 2.5%; in corn oil	10 male and 10 female Dunkin-Hartley guinea pigs	Maximization test; occlusive	Not sensitizing	32

Abbreviations: DPRA -direct peptide reactivity assay; EC3 – estimated concentration of a substance expected to produce an SI of 3; LLNA – local lymph node assay; LLNA:DAE – modified local lymph node assay with an elicitation phase; OECD – Organization for Economic Co-operation and Development; PII – primary dermal irritation index; RHE – reconstructed human epidermis; SI – stimulation index; TER – transcutaneous electrical resistance; TG – test guideline;

Table 16. Ocular irritation studies

Concentration/Dose	Test System/Population	Method	Results	Reference
		In Vitro		
Caproic Acid; 50% in sesame oil	Bovine corneas	Bovine Corneal Opacity and Permeability test in accordance with OECD TG 437; tissues treated with 750 µl of the test material for 10 min	Corrosive	24
Lithium Stearate; concentration not reported, no vehicle used	Corneal epithelial tissue reconstruct	Reconstructed Human Corneal model; tissues treated with 30 mg of the test material for 10 min	Predicted to be non-irritating	28
		Animal		
Caproic Acid; concentration not reported, no vehicle used	6 rabbits; no further details provided	Ocular irritation study; details not provided	Ocular irritant; corneal opacity and moderate conjunctivitis reported that did not reverse within 72 h	23
Caprylic Acid; 70% in Vaseline	3 female New Zealand White rabbits	Ocular irritation study; 0.1 ml instilled; eyes were rinsed with physiological saline after 24 h	Ocular irritant; conjunctival redness, chemosis, and discharge observed in all animals; corneal lesions observed in 2/3 animals	25
Caprylic Acid; concentration not reported, no vehicle used	6 rabbits; no further details provided	Ocular irritation study; details not provided	Ocular irritant; corneal opacity and moderate conjunctivitis that persisted until 72 h	25
Lauric Acid; concentration not reported, no vehicle used	3 New Zealand White rabbits; sex not reported	Ocular irritation study in accordance with OECD TG 405; details not provided	Ocular irritant; lacrimation and corneal epithelial damage in all animals; no corrosion observed	27
Lauric Acid; concentration not reported, no vehicle used	3 New Zealand White rabbits; sex not reported	Ocular irritation study in accordance with OECD test guideline 405;0.1 g instilled; eyes were rinsed with physiological saline	Not irritating	27
Lauric Acid; concentration not reported, no vehicle used	1 Kleinrussen rabbit; sex not reported	Ocular irritation study in accordance with OECD TG 405; eyes were not rinsed; no further details provided	Ocular irritant; slight to moderate reactions observed on the cornea that did not disappear within 21 days; reversible reactions in the iris and conjunctivae were observed	27
Lauric Acid; 100%	3 rabbits; strain and sex not reported	Draize ocular irritation study; 0.1 ml instilled	Modified maximum average score = 38.0; opacity and conjunctival redness was not resolved by day 21	74
Lithium Stearate; concentration not reported, no vehicle used	2 New Zealand White rabbits; sex not reported	Ocular irritation study in accordance with OECD TG 405; 0.1 ml instilled; eyes were not rinsed;	Mild ocular irritant; moderate conjunctival irritation observed	28
Oleic Acid; 0%, 0.02%, 0.05%, and 0.1% (v/v) in phosphate buffer at pH 7.4 and 1% Tween—80	6 New Zealand White rabbits per dose group; sex not reported	Modified Draize ocular irritation study; 100 µl instilled in left eye every 4 h and 4 times/day for 7 days; right eye received phosphate buffer; observation up to 72-h after last instillations	Not irritating	75
Palmitic Acid; concentration not reported, no vehicle used	4 Kleinrussen rabbits; sex not reported	Ocular irritation study in accordance with OECD TG 405; 0.1 ml instilled; eyes were not rinsed	Not irritating	29
Sodium Undecylenate; 33.2% in water	1 rabbit; strain and sex not reported	Draize ocular irritation study; 0.1 ml instilled	Moderately irritating; modified maximum average score = 45; corneal opacity and conjunctival redness and chemosis not resolved until day 9	74
Stearic Acid (iso-); 100%	3 rabbits; strain and sex not reported	Draize ocular irritation study; 0.1 ml instilled	Minimally irritating; modified maximum average score = 3.3; conjunctival redness resolved by day 3	74
Undecylenic Acid; concentration not reported, no vehicle used	3 male New Zealand White rabbits	Ocular irritation study in accordance with OECD TG 405; 100 mg instilled; no further details provided	Irritating; very slight to moderate conjunctival reactions observed in all animals from day 1 that persisted to day 14; slight iritis observed in 2 animals on day 2 that lasted to day 4 or 10, respectively; very slight or slight corneal opacity observed in all animals on day 2 that lasted until day 4 in 2 animals and to day 12 in the other	32

OECD = Organization for Economic Co-operation and Development; TG – test guideline

REFERENCES

1. Nikitakis J and Kowcz A. wINCI: International Cosmetic Ingredient Dictionary and Handbook. http://webdictionary.personalcarecouncil.org/jsp/Home.jsp. Washington, DC. Last Updated 2018. Date Accessed 4-3-2018.

2. Personal Care Products Council. 12-14-2016. Concentration of Use by FDA Product Category: Fatty Acids and Soaps. Unpublished data submitted by Personal Care Products Council.

3. Andersen FA (ed.). Annual Review of Cosmetic Ingredient Safety Assessments - 2001/2002. *Int J Toxicol*. 2003;22(Suppl 1):1-35.

4. Elder RL (ed.). Final Report of the Safety Assessment of Lithium Stearate, Aluminum Distearate, Aluminum Stearate, Aluminum Tristearate, Ammonium Stearate, Calcium Stearate, Magnesium Stearate, Potassium Stearate, Sodium Stearate, and Zinc Stearate. *J Am Coll Toxicol*. 1982;1(2):142-177.

5. Andersen FA (ed.). Amended Final Report on the Safety Assessment of Hydroxystearic Acid. *Int J Toxicol*. 1999;18(Suppl 1):1-10.

6. Elder RL (ed.). Final Report on the Safety Assessment of Isostearic Acid. *J Am Coll Toxicol*. 1983;2(7):61-74.

7. Andersen FA (ed.). Annual Review of Cosmetic Ingredient Safety Assessments - 2002/2003. *Int J Toxicol*. 2005;24(Suppl 1):1-102.

8. Elder RL (ed.). Final Report on the Safety Assessment of Oleic Acid, Lauric Acid, Palmitic Acid, Myristic Acid, and Stearic Acid. *J Am Coll Toxicol*. 1987;6(3):321-401.

9. Andersen FA (ed.). Annual Review of Cosmetic Ingredient Safety Assessments - 2004/2005. *Int J Toxicol*. 2006;25(Suppl 2):1-89.

10. Becker LC, Bergfeld WF, Belsito DV, et al. Final Report of the Amended Safety Assessment of Myristic Acid and Its Salts and Esters as Used in Cosmetics. *Int J Toxicol*. 2010;29(Suppl 3):162S-186S.

11. Robinson V, Bergfeld WF, Belsito DV, et al. Amended Safety Assessment of Tall Oil Acid, Sodium Tallate, Potassium Tallate, and Ammonium Tallate. *Int J Toxicol*. 2009;28(Suppl 3):252S-258S.

12. Andersen FA (ed.). Final Report on the Safety Assessment of Arachidonic Acid. *J Am Coll Toxicol*. 1993;12(5):481-559.

13. Burnett CL, Fiume MM, Bergfeld WF, et al. Safety Assessment of Plant-Derived Fatty Acid Oils. *Int J Toxicol*. 2017;36(Suppl 3):51S-129S.

14. Elder RL (ed.). Final Report on the Safety Assessment of Candelilla Wax, Carnauba Wax, Japan Wax, and Beeswax. *J Am Coll Toxicol*. 1984;3(3):1-41.

15. Elder RL (ed.). Final Report of the Safety Assessment for Acetylated Lanolin Alcohol and Related Compounds. *J Environ Pathol Toxicol*. 1980;4(4):63-92.

16. Andersen FA (ed.). Final Report on the Safety Assessment of Lard Glyceride, Hydrogenated Lard Glyceride, Lard Glycerides, Hydrogenated Lard Glycerides, Lard, and Hydrogenated Lard. *Int J Toxicol*. 2001;20(Suppl 2):57-64.

17. Andersen FA (ed.). Final Report on the Safety Assessment of Ricinus Communis (Castor) Seed Oil, Hydrogenated Castor Oil, Glyceryl Ricinoleate, Glyceryl RIcinoleate SE, Ricinoleic Acid, Potassium Ricinoleate, Sodium Ricinoleate, Zinc Ricinoleate, Cetyl RIcinoleate, Ethyl Ricinoleate, Glycol Ricinoleate, Isopropyl Ricinoleate, Methyl Ricinoleate, and Octyldodecyl Ricinoleate. *Int J Toxicol*. 2007;26(Suppl 3):31-77.

18. Elder RL (ed.). Final Report on the Safety Assessment of Tallow, Tallow Glyceride, Tallow Glycerides, Hydrogenated Tallow Glyceride, and Hydrogenated Tallow Glycerides. *J Am Coll Toxicol*. 1990;9(2):153-164.

19. Andersen FA (ed.). Annual Review of Cosmetic Ingredient Safety Assessments: 2005/2006. *Int J Toxicol*. 2008;27(Suppl 1):77-142.

20. European Chemicals Agency. Ammonium Oleate. https://echa.europa.eu/. Last Updated 2018. Date Accessed 6-18-2018.

21. European Chemicals Agency. Aluminum Tristearate. https://echa.europa.eu/. Last Updated 2018. Date Accessed 6-18-2018.

22. European Chemicals Agency. Docosanoic Acid. https://echa.europa.eu. Last Updated 2017. Date Accessed 6-19-2018.

23. European Chemicals Agency. Decanoic Acid. https://echa.europa.eu. Last Updated 2018. Date Accessed 6-19-2018.

24. European Chemicals Agency. Hexanoic Acid. https://echa.europa.eu. Last Updated 2018. Date Accessed 6-20-2018.

25. European Chemicals Agency. Octanoic Acid. https://echa.europa.eu. Last Updated 2018. Date Accessed 6-22-2018.

26. European Chemicals Agency. Fatty Acids, C14-18 and C16-18-Unsatd. https://echa.europa.eu. Last Updated 2018. Date Accessed 6-25-2018.

27. European Chemicals Agency. Lauric Acid. https://echa.europa.eu. Last Updated 2018. Date Accessed 6-25-2018.

28. European Chemicals Agency. Lithium Stearate. https://echa.europa.eu. Last Updated 2018. Date Accessed 6-25-2018.

29. European Chemicals Agency. Palmitic Acid. https://echa.europa.edu. Last Updated 2018. Date Accessed 6-26-2018.

30. European Chemicals Agency. Stearic Acid. https://echa.europa.eu. Last Updated 2018. Date Accessed 6-27-2018.

31. European Chemicals Agency. Fatty Acids, C18-Unsatd., Trimers. https://echa.europa.eu. Last Updated 2018. Date Accessed 6-28-2018.

32. European Chemicals Agency. Undec-10-enoic Acid. https://echa.europa.eu. Last Updated 2018. Date Accessed 6-28-2018.

33. European Chemicals Agency. 12-Hydroxystearic Acid. https://echa.europa.eu. Last Updated 2018. Date Accessed 7-23-2018.

34. OECD SIDS. Docosanoic Acid CAS No: 112-85-6. Bern, Switzerland: UNEP Publications. 2001. http://www.inchem.org/documents/sids/sids/docosanoic.pdf. Date Accessed 7-25-2018.

35. OECD SIDS. Calcium Distearate. Paris, France: UNEP Publications. 2012. https://hpvchemicals.oecd.org/ui/SIDS_Details.aspx?id=7d49842a-206f-41a3-b76a-904c11ef4cf8. Date Accessed 7-10-2018.

36. OECD SIDS. SIDS Initial Assessment Profile: Aliphatic Acids Category. CoCAM 6 September 30-October 3, 2014 Italy/ICCA. 2014. https://hpvchemicals.oecd.org/ui/handler.axd?id=DB963BA2-B206-461D-86FF-755992A63432.

37. Porter NA, Caldwell SE, and Mills KA. Mechanisms of free radical oxidation of unsaturated lipids. *Lipids*. 1995;30(4):277-290.

38. Brooks SC, Godefroi VC, and Simpson WL. Specific sites of fatty acid and sterol synthese in isolated skin components. *J Lipid Res*. 1966;7(1):95-102.

39. U.S. Food and Drug Administration Center for Food Safety & Applied Nutrition (CFSAN). Voluntary Cosmetic Registration Program - Frequency of Use of Cosmetic Ingredients. College Park, MD: 2019. Obtained under the Freedom of Information Act from CFSAN; requested as "Frequency of Use Data" January 3, 2019; received February 13, 2019).

40. Bremmer HJ, Prud'homme de Lodder LCH, and Engelen JGM. Cosmetics Fact Sheet: To assess the risks for the consumer; Updated version for ConsExpo 4. Bilthoven, Netherlands: Netherlands National Institute for Public Health and the Environment. 2006. http://www.rivm.nl/bibliotheek/rapporten/320104001.pdf. Date Accessed 8-24-2011. Report No. RIVM 320104001/2006. pp. 1-77.

41. Rothe H, Fautz R, Gerber E, et al. Special aspects of cosmetic spray safety evaluations: Principles on inhalation risk assessment. *Toxicol Lett*. 2011;205(2):97-104.

42. Rothe H. Special Aspects of Cosmetic Spray Evalulation. 9-26-2011. Unpublished data presented at the 26 September CIR Expert Panel meeting. Washington, D.C.

43. Johnsen MA. The Influence of Particle Size. *Spray Technology and Marketing*. 2004;14(11):24-27.

44. CIR Science and Support Committee of the Personal Care Products Council (CIR SSC). 11-3-2015. Cosmetic Powder Exposure. Unpublished data submitted by the Personal Care Products Council.

45. Aylott RI, Byrne GA, Middleton J, et al. Normal use levels of respirable cosmetic talc: Preliminary study. *Int J Cosmet Sci*. 1976;1(3):177-186.

46. Russell RS, Merz RD, Sherman WT, et al. The determination of respirable particles in talcum powder. *Food Cosmet Toxicol*. 1979;17(2):117-122.

47. European Union. Regulation (EC) No. 1223/2009 of the European Parliament and of the Council of 30 November 2009 on Cosmetic Products. 2009. http://eur-lex.europa.eu/LexUriServ/LexUriServ.do?uri=OJ:L:2009:342:0059:0209:en:PDFDate Accessed 11-9-2017

48. U.S. Department of Health and Human Services and U.S. Department of Agriculture. 2015-2020 Dietary Guidelines for Americans. https://health.gov/dietaryguidelines/2015/resources/2015-2020_Dietary_Guidelines.pdf. Last Updated 2015. Date Accessed 10-22-2018.

49. Australian Government Department of Health. National Industrial Chemicals Notification and Assessment Scheme (NICNAS). https://www.nicnas.gov.au/chemical-information. Last Updated 2018. Date Accessed 7-9-2018.

50. Masuda M, Era M, Kawahara T, et al. Antibacterial effect of fatty acid salts on oral bacteria. *Biocontrol Sci*. 2015;20(3):209-213.

51. Tanaka A, Era M, Obata Y, et al. Role of fatty acid salts as anti *Acanthamoeba* agents for disinfecting contact lens. *Biocontrol Sci*. 2017;22(3):153-161.

52. Moreira TSA, de Sousa VP, and Pierre MBR. A novel transdermal delivery system for the anti-inflammatory lumiracoxib: Influence of oleic acid on *in vitro* percutaneous absorption and *in vivo* potential cutaneous irritation. *AAPS Pharm Sci Tech*. 2010;11(2):621-629.

53. Quiñones OG, Mata dose Santos HA, Kibwila DM, et al. In vitro and in vivo influence of penetration enhancers in the topical application of celecoxib. *Drug Dev Ind Pharm*. 2014;40(9):1180-1189.

54. Baek J-S, Lim J-H, Kang J-S, et al. Enhanced transdermal drug delivery of zaltoprofen using a novel formulation. *Int J Pharm*. 2013;453:358-362.

55. Wang X, Maher S, and Brayden DJ. Restoration of rat colonic epithelium after in situ intestinal instillation of the absorption promoter, sodium caprate. *Ther Deliv*. 2010;1(1):75-82.

56. Goransson G. The metabolism of fatty acids in the rat. III.Arachidic Acid. *Acta Physiol Scand*. 1965;63:385-390.

57. Newell GW, Petretti AK, and Reiner L. Studies of the acute and chronic toxicity of undecylenic acid. *J Invest Dermatol*. 1949;13(3):145-149.

58. Scimeca JA. Toxicological evaluation of dietary conjugated linoleic acid in male Fischer 344 rats. *Food Chem Toxicol*. 1998;36:391-395.

59. Park Y, Albright KJ, and Pariza MW. Effects of conjugated linoleic acid on long term feeding in Fischer 344 rats. *Food Chem Toxicol*. 2005;43(8):1273-1279.

60. Scott WJ, Collins MD, and Nau H. Pharmacokinetic determinants of embryotoxicity in rats associated with organic acids. *Environ Health Perspect*. 1994;102(11):97-101.

61. Zeiger E, Anderson B, Haworth S, et al. *Salmonella* mutagenicity tests: IV. Results from the testing of 300 chemicals. *Environ Mol Mutagen*. 1988;11(Suppl 12):1-158.

62. O'Hagan S and Menzel A. A subchronic 90-day oral rat toxicity study and in vitro genotoxicity studies with a conjugated linoleic acid product. *Food Chem Toxicol*. 2003;41:1749-1760.

63. Zeiger E, Anderson B, Haworth S, et al. *Salmonella* mutagenicity tests: III. Results from the testing of 255 chemicals. *Environ Mutagen*. 1987;9(Suppl 9):1-110.

64. Hobbs CA, Saigo K, Koyanagi M, et al. Magnesium stearate, a widely-used food additive, exhibits a lack of *in vitro* and *in vivo* genotoxic potential. *Toxicol Rep*. 2017;4:554-559.

65. Hiasa Y, Konishi N, Kitahori Y, et al. Carcinogenicity study of a commerical sodium oleate in Fischer rats. *Food Chem Toxicol*. 1985;23(6):619-623.

66. European Center for Ecotoxicology and Toxicology of Chemicals (ECETOC). Skin Irritation and Corrosion: Reference Chemicals Data Bank. Brussels, Belgium: ECETOC. 1995. http://www.ecetoc.org/wp-content/uploads/2014/08/ECETOC-TR-066.pdf. Report No. Technical Report No. 66.

67. Whittle E, Barratt D, Carter JA, et al. Skin corrosivity potential of fatty acids: In vitro rat and human skin testing and QSAR studies. *Toxicol In Vitro*. 1996;10(1):95-100.

68. Tornier C, Roquet M, and Brugerolle de Fraissinette A. Adaptation of the validated SkinEthic Reconstructed Human Epidermis (RHE) skin corrosion test method to 0.5 cm^2 tissue sample. *Toxicol In Vitro*. 2010;24(1379):1385

69. Catarino CM, do Nacimento Pedrosa T, Penncchi PC, et al. Skin corrosion test: A comparison between reconstructed human epidermis and full thickness skin models. *Eur J Pharm Biopharm*. 2018;125:51-57.

70. Tornier C, Amsellem C, de Brugerolle de Fraissinette A, et al. Assessment of the optimized SkinEthic™ Reconstructed Human Epidermis (RHE) 42 bis skin irritation protocol over 39 test substances. *Toxicol In Vitro*. 2010;24:245-256.

71. Yamashita K, Shinoda S, Hagiwara S, et al. Unsaturated fatty acids show clear elicitation responses in a modified local lymph node assay with an elicitation phase, and test positive in the direct peptide reactivity assay. *J Toxicol Sci*. 2015;40(6):843-853.

72. Onoue S, Suzuki G, Kato M, et al. Non-animal photosafety assessment approaches for cosmetics based on the photochemical and photobiochemical properties. *Toxicol In Vitro*. 2013;27(8):2316-2324.

73. Byun HJ, Cho KH, Eun HC, et al. Lipid ingredients in moisturizers can modulate skin responses to UV in barrier-disrupted human skin *in vivo*. *J Dermatol Sci*. 2012;65:110-117.

74. European Center for Ecotoxicology and Toxicology of Chemicals (ECETOC). Eye Irritation: Reference Chemicals Data Bank (2nd Edition). Brussels: 1998. Report No. 48 (2).

75. Gao XC, Qi HP, Bai JH, et al. Effects of oleic acid on the corneal permeability of compounds and evaluation of its ocular irritation of rabbit eyes. *Curr Eye Res*. 2014;39(12):1161-1168.

76. Kimura M, Kawada A, Ogino M, et al. Simultaneous contact sensitivity to hydroxystearic acid and C18-36 acid triglyceride in lip glosses. *Contact Dermatitis*. 2002;47(2):115

77. Shaw DW. Allergic contact dermatitis from 12-hydroxystearic Acid and hydrogenated castor oil. *Dermatitis*. 2009;20(6):E16-E20.

78. Rogers SI and Shatin H. Dermatitis venenata due to potassium undecylenate. *AMA Arch Derm Syphilol*. 1952;66(2):289-289.

79. Crane S, Aurore G, Joseph H, et al. Composition of fatty acids triacylglycerols and unsaponifiable matter in Calophyllum calaba L. oil from Guadeloupe. *Phytochemistry*. 2005;66(15):1825-1831.

80. Lewis RJ (ed.). Hawley's Condensed Chemical Dictionary. 15 *ed*. New York, NY: John Wiley & Sons, Inc., 2007.

81. O'Neil MJ (ed.). The Merck Index. 15th *ed*. Cambridge, UK: Royal Society of Chemistry, 2013.

82. Advanced Chemistry Development (ACD) Software. 11.02. 2018.

83. SRC, Inc. FatePointers Search Module. http://esc.srcinc.com/fatepointer/results.asp. Last Updated 2013. Date Accessed 7-20-2018.

84. Kim S, Thiessen PA, Bolton EE, et al. PubChem Substance and Compound databases. *Nucleic Acids Res*. 2016;44(D1):D1202-D1213.

85. Hargrove JL, Greenspan P, and Hartle DK. Nutritional significance and metabolism of very long chain fatty alcohols and acids from dietary waxes. *Exp Biol Med (Maywood)*. 2004;229(3):215-226.

86. Council of Experts, United States Phamacopeial Convention. Food Chemicals Codex. 8th *ed*. Rockville, MD: United States Pharmacopeia (USP), 2012.

87. Nathional Institutes of Health Office of Dietary Supplements. Dietary Supplement for Weight Loss: Fact Sheet for Consumers. https://ods.od.nih.gov/factsheets/weightloss-consumer/. Last Updated 2-1-2019. Date Accessed 2-22-2019.